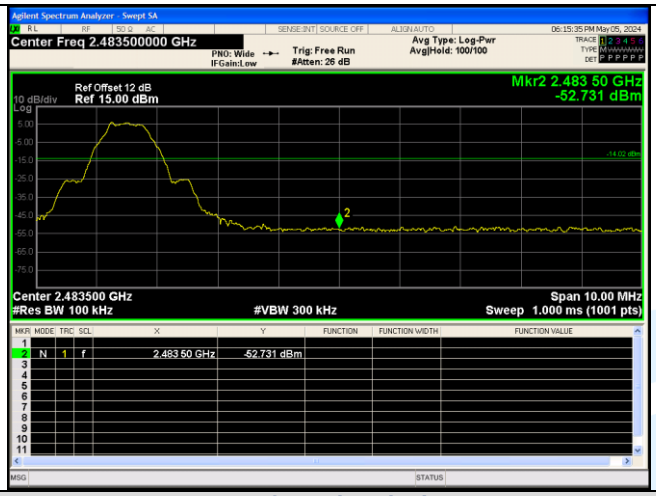

Out Of Band Emission
LE Coded (S=2)_Channel 39

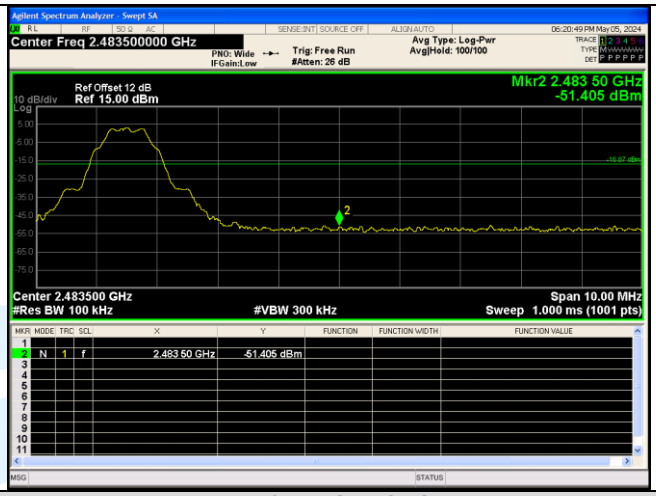

Out Of Band Emission
LE Coded (S=8)_Channel 39

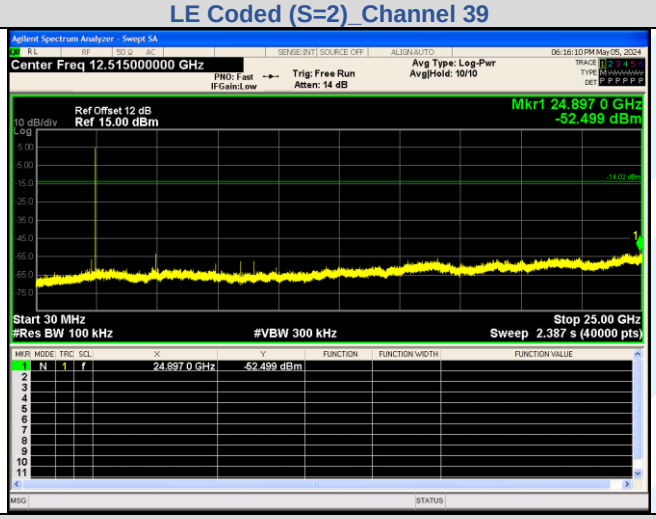

30.0 MHz - 25000.0 MHz
LE Coded (S=2)_Channel 39

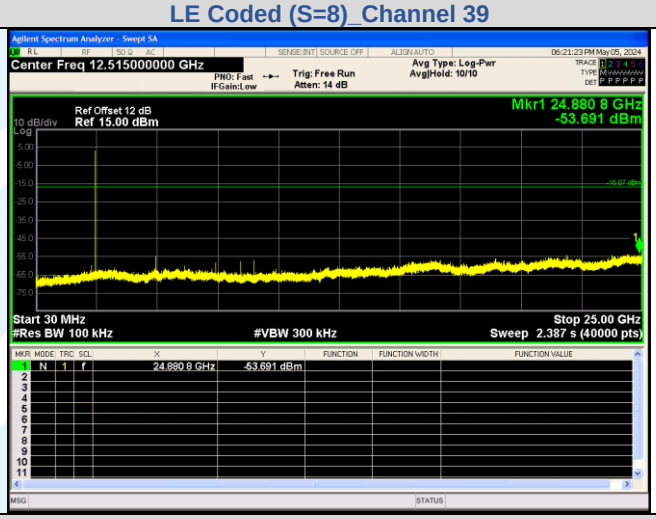

30.0 MHz - 25000.0 MHz
LE Coded (S=8)_Channel 39

Power Spectral Density

Test Result

Mode	Channel	PSD (dBm/3kHz)	Limit (dBm/3kHz)	Result
LE	0	-8.089	8	PASS
LE	19	-9.585	8	PASS
LE	39	-9.201	8	PASS
2LE	0	-12.363	8	PASS
2LE	19	-11.376	8	PASS
2LE	39	-11.651	8	PASS
LE Coded (S=2)	0	0.691	8	PASS
LE Coded (S=2)	19	1.261	8	PASS
LE Coded (S=2)	39	-0.327	8	PASS
LE Coded (S=8)	0	-0.217	8	PASS
LE Coded (S=8)	19	-0.072	8	PASS
LE Coded (S=8)	39	-0.222	8	PASS

Test Graphs

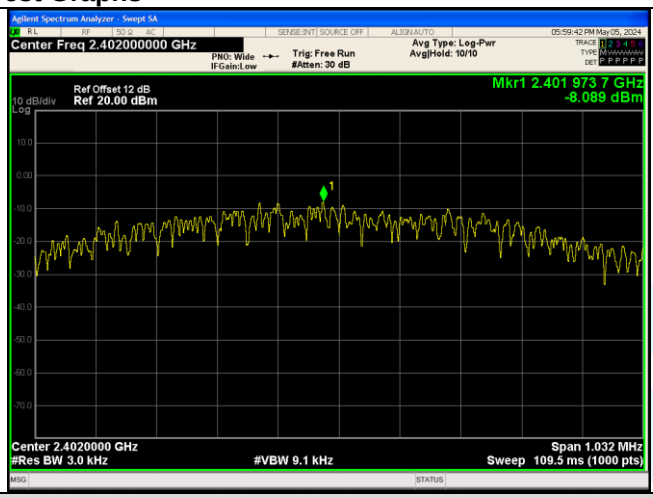

LE_Channel 0

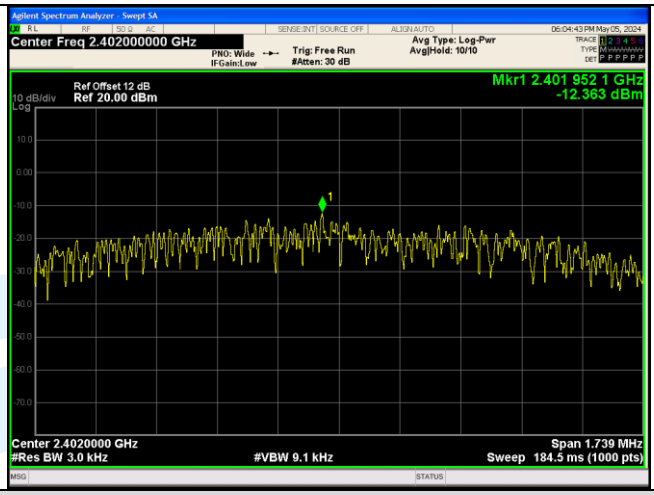

2LE_Channel 0

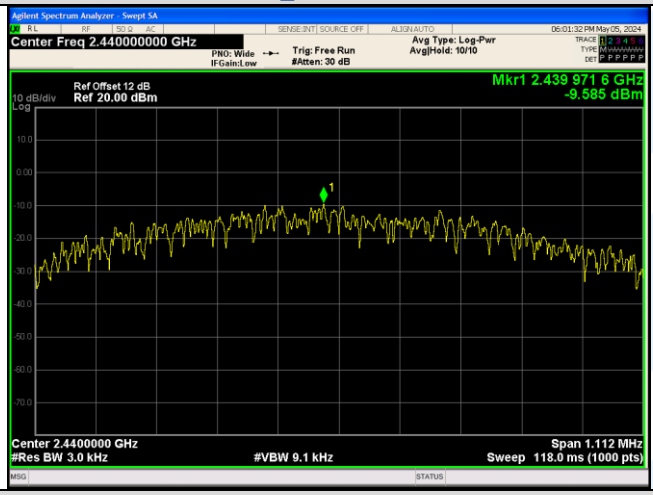

LE_Channel 19

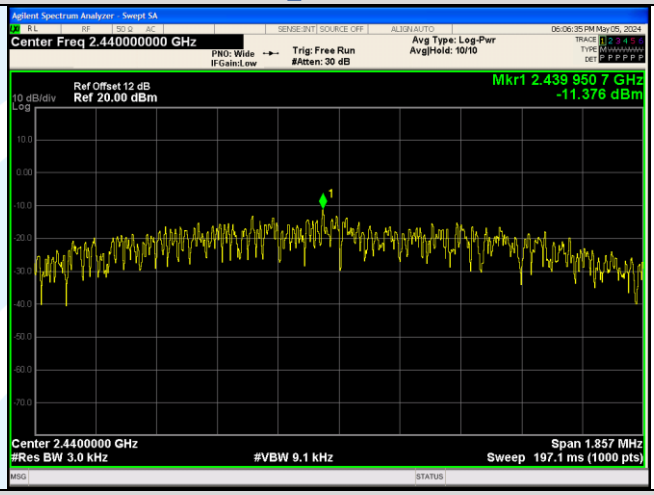

2LE_Channel 19

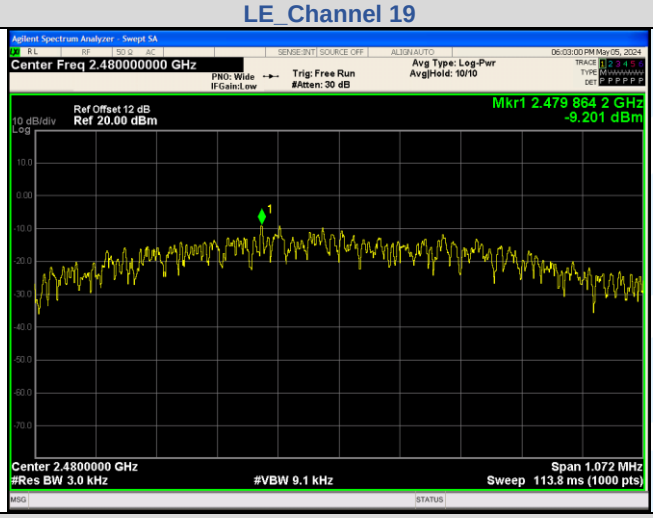

LE_Channel 39

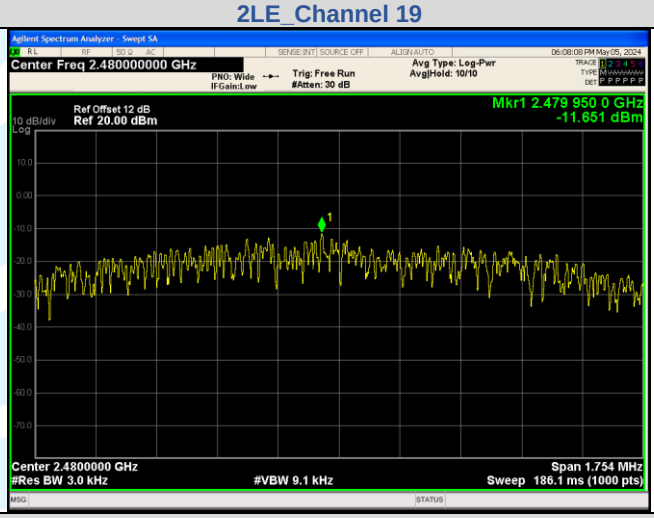

2LE_Channel 39

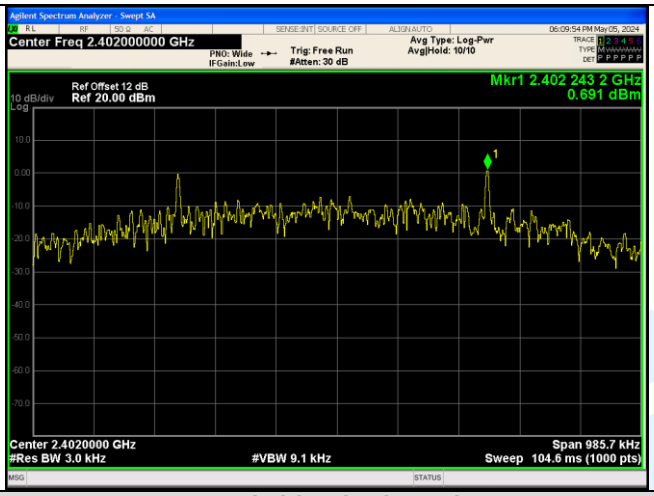

LE Coded (S=2)_Channel 0

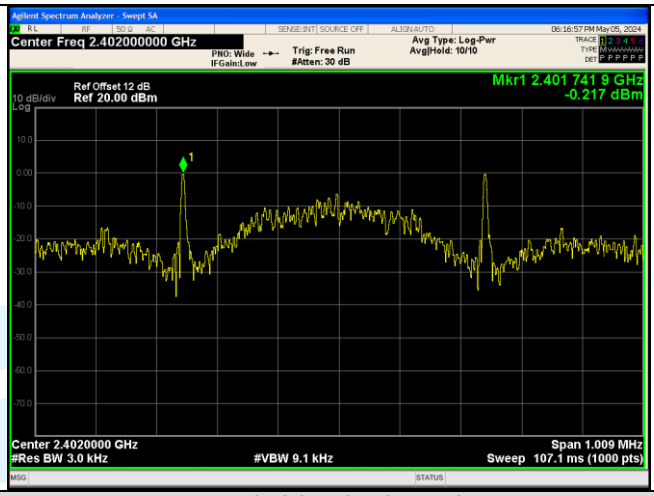

LE Coded (S=8)_Channel 0

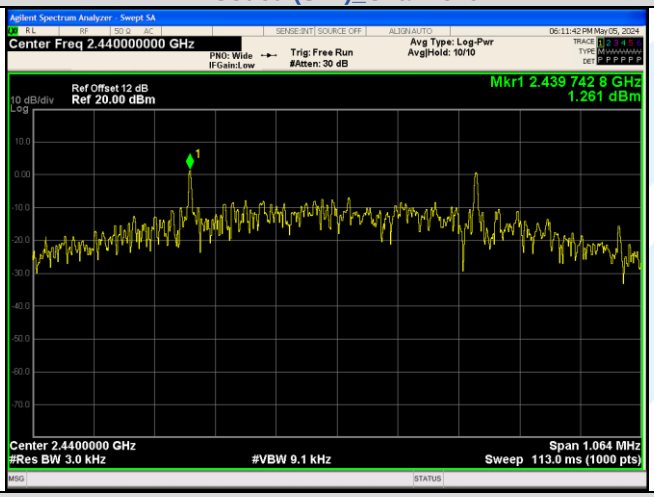

LE Coded (S=2)_Channel 19

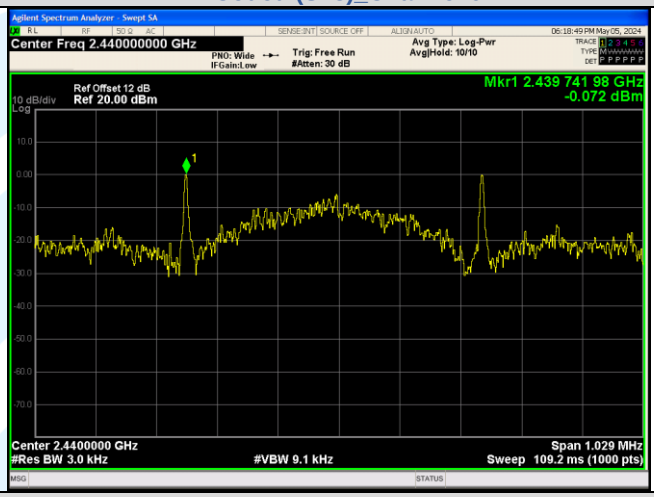

LE Coded (S=8)_Channel 19

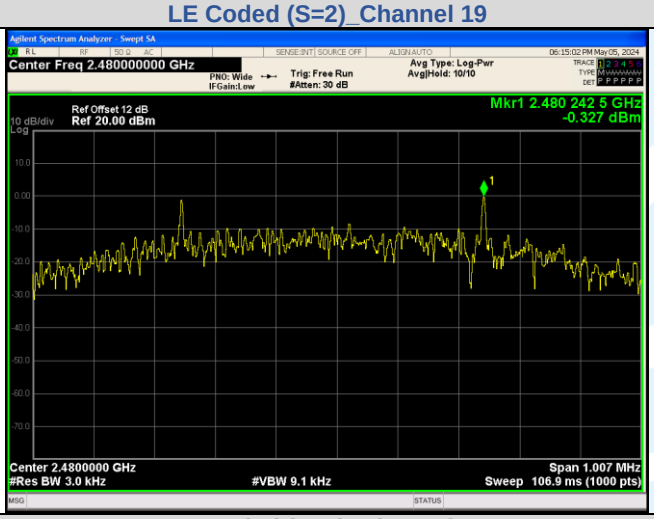

LE Coded (S=2)_Channel 39

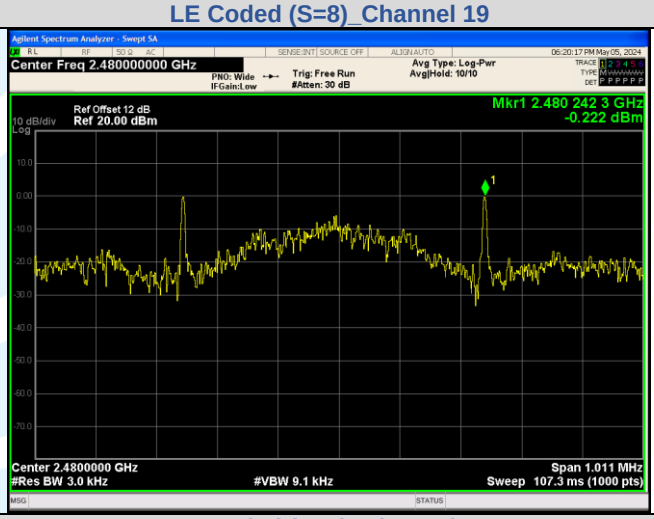

LE Coded (S=8)_Channel 39

A.4 RADIATED SPURIOUS EMISSIONS

Radiated Emission Test Data (9 KHz ~ 30 MHz):
The amplitude of spurious emissions attenuated more than 20 dB below the permissible value need not be reported.

Radiated Emission Test Data (30 MHz ~ 1 GHz):
Worst-Case Configuration(LE Code (S=2)_ 2480MHz)

Horizontal

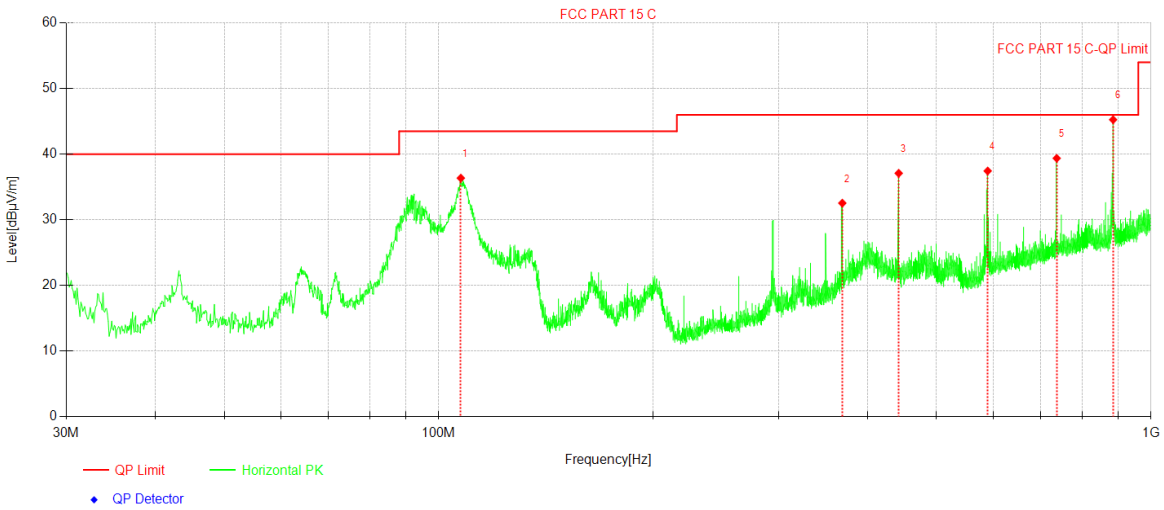

No.	Frequency (MHz)	Reading (dBuV)	Correction factor (dB)	Result (dBuV/m)	Limit (dBuV/m)	Margin (dB)	Detector
1	107.413741	47.88	-11.52	36.36	43.50	7.14	Peak
2	368.660866	37.75	-5.21	32.54	46.00	13.46	Peak
3	442.388239	40.08	-2.99	37.09	46.00	8.91	Peak
4	589.842984	37.83	-0.39	37.44	46.00	8.56	Peak
5	737.29773	36.33	3.05	39.38	46.00	6.62	Peak
6	884.752475	40.59	4.67	45.26	46.00	0.74	Peak

Vertical

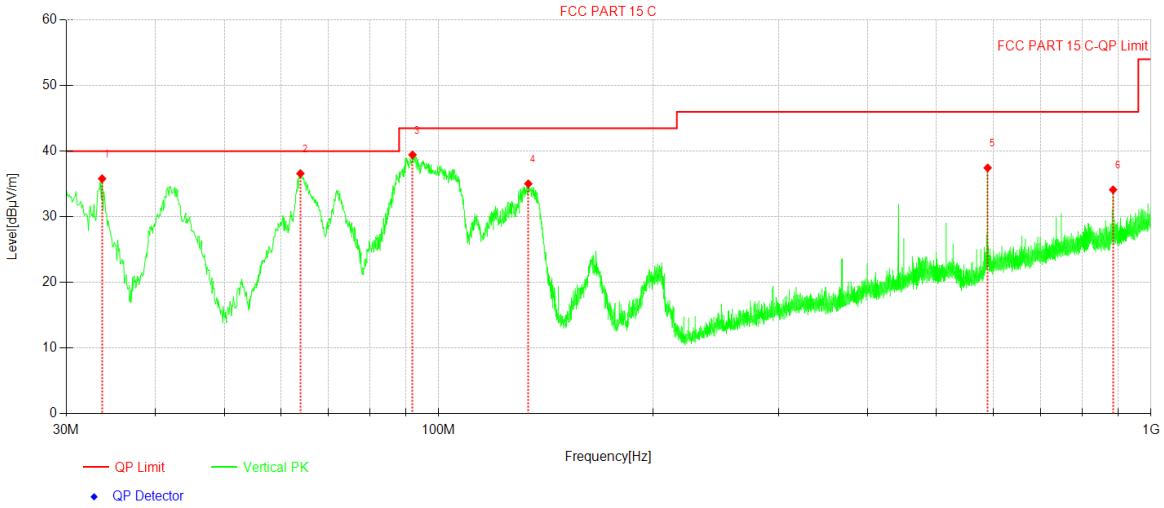

No.	Frequency (MHz)	Reading (dBuV)	Correction factor (dB)	Result (dBuV/m)	Limit (dBuV/m)	Margin (dB)	Detector
1	33.686369	45.26	-9.45	35.81	40.00	4.19	Peak
2	63.953395	45.80	-9.21	36.59	40.00	3.41	Peak
3	91.892189	53.17	-13.73	39.44	43.50	4.06	Peak
4	133.606361	44.14	-9.10	35.04	43.50	8.46	Peak
5	589.842984	37.85	-0.39	37.46	46.00	8.54	Peak
6	884.752475	29.45	4.67	34.12	46.00	11.88	Peak

Radiated Emission Test Data (Above 1GHz):

LE_ Lowest Channel:

Test Graph

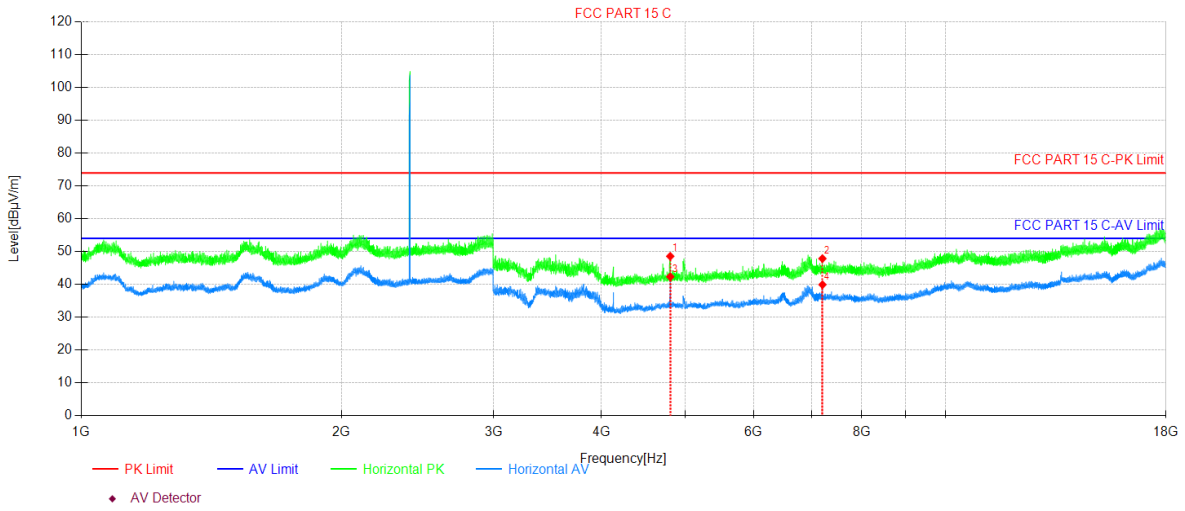

Data List											
NO.	Freq. [MHz]	Reading [dBµV]	Correct Factor [dB/m]	Level [dBµV/m]	Limit [dBµV/m]	Margin [dB]	Height [cm]	Angle [°]	Detector	Polarity	Verdict
1	4803.8402	53.17	-4.61	48.56	74.00	25.44	150	4	PK	Horizontal	PASS
2	7206.2103	49.62	-1.76	47.86	74.00	26.14	150	30	PK	Horizontal	PASS
3	4804.5902	46.93	-4.61	42.32	54.00	11.68	150	46	AV	Horizontal	PASS
4	7206.9603	41.67	-1.76	39.91	54.00	14.09	150	234	AV	Horizontal	PASS

Test Graph

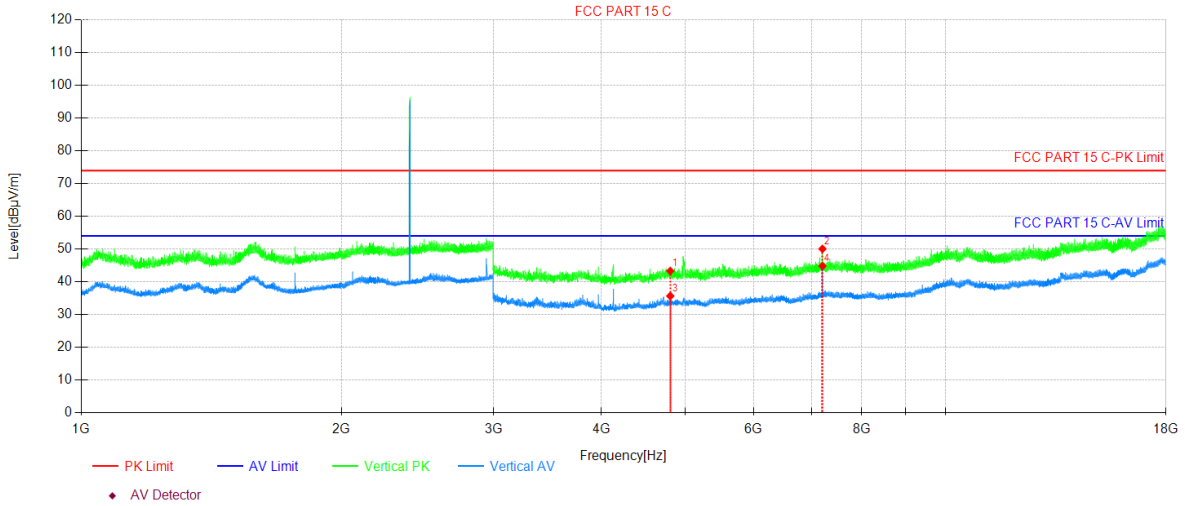

Data List											
NO.	Freq. [MHz]	Reading [dBµV]	Correct Factor [dB/m]	Level [dBµV/m]	Limit [dBµV/m]	Margin [dB]	Height [cm]	Angle [°]	Detector	Polarity	Verdict
1	4804.5902	47.91	-4.61	43.30	74.00	30.70	150	60	PK	Vertical	PASS
2	7206.2103	51.82	-1.76	50.06	74.00	23.94	150	154	PK	Vertical	PASS
3	4804.5902	40.27	-4.61	35.66	54.00	18.34	150	289	AV	Vertical	PASS
4	7206.9603	46.57	-1.76	44.81	54.00	9.19	150	154	AV	Vertical	PASS

LE_ Middle Channe:

Test Graph

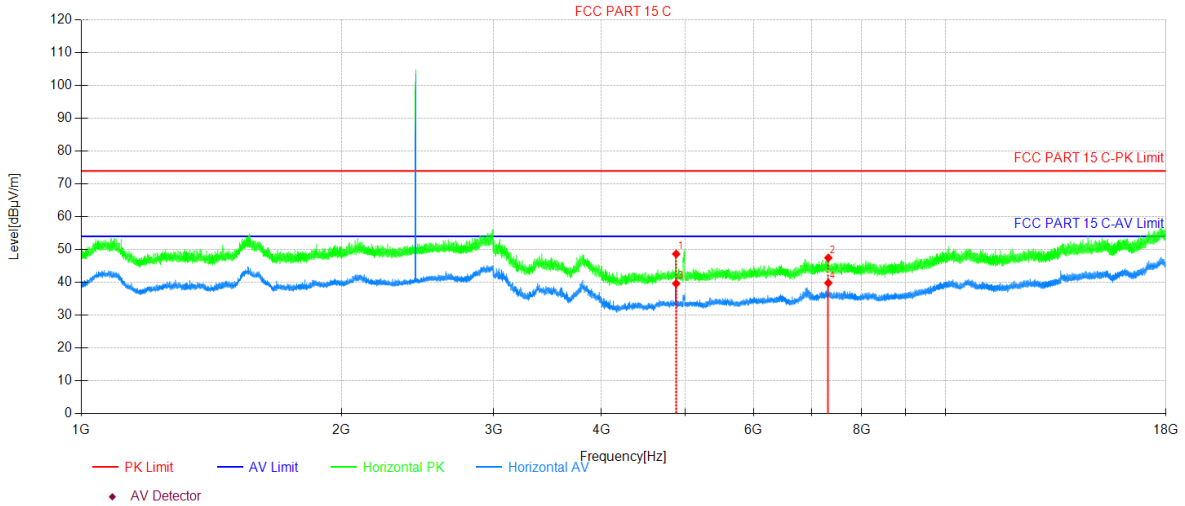

Data List											
NO.	Freq. [MHz]	Reading [dBµV]	Correct Factor [dB/m]	Level [dBµV/m]	Limit [dBµV/m]	Margin [dB]	Height [cm]	Angle [°]	Detector	Polarity	Verdict
1	4880.344	53.37	-4.71	48.66	74.00	25.34	150	25	PK	Horizontal	PASS
2	7320.216	48.95	-1.49	47.46	74.00	26.54	150	152	PK	Horizontal	PASS
3	4880.344	44.34	-4.71	39.63	54.00	14.37	150	38	AV	Horizontal	PASS
4	7320.216	41.30	-1.49	39.81	54.00	14.19	150	152	AV	Horizontal	PASS

Test Graph

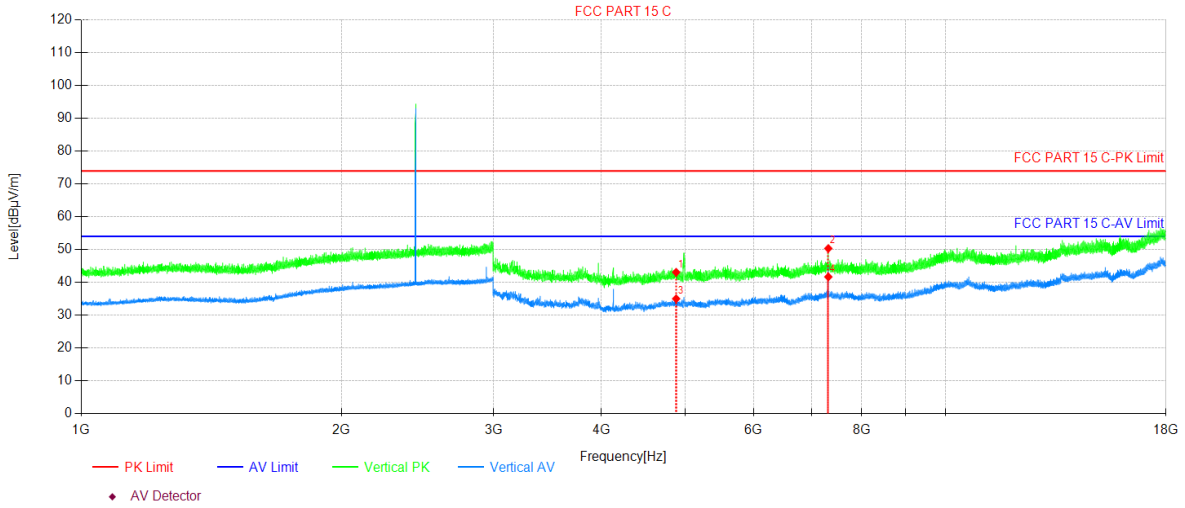

Data List											
NO.	Freq. [MHz]	Reading [dBµV]	Correct Factor [dB/m]	Level [dBµV/m]	Limit [dBµV/m]	Margin [dB]	Height [cm]	Angle [°]	Detector	Polarity	Verdict
1	4880.344	47.78	-4.71	43.07	74.00	30.93	150	79	PK	Vertical	PASS
2	7320.216	51.83	-1.49	50.34	74.00	23.66	150	120	PK	Vertical	PASS
3	4880.344	39.70	-4.71	34.99	54.00	19.01	150	120	AV	Vertical	PASS
4	7320.216	43.15	-1.49	41.66	54.00	12.34	150	120	AV	Vertical	PASS

LE_ Highest Channel

Test Graph

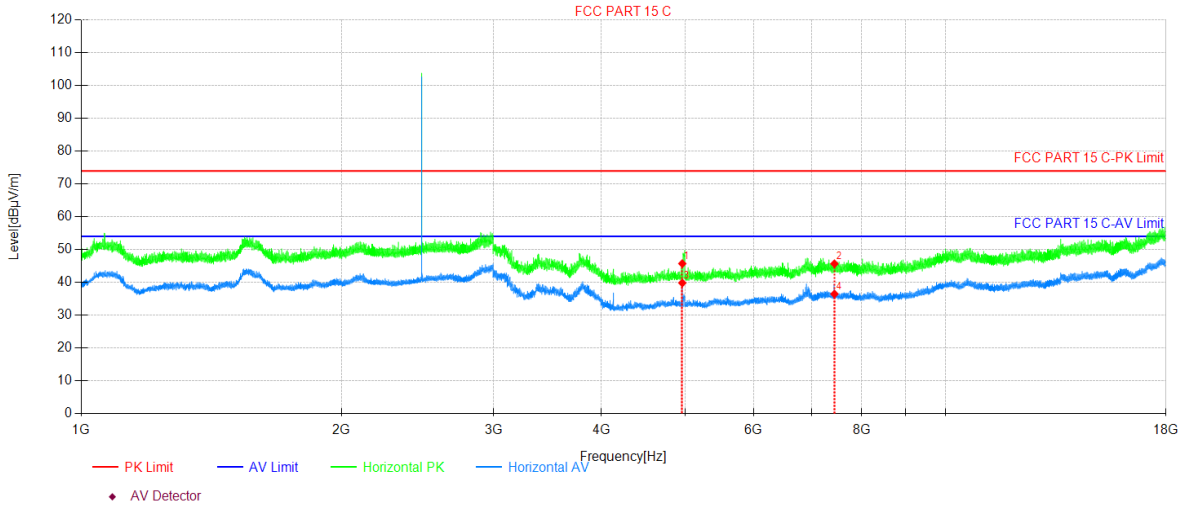

Data List											
NO.	Freq. [MHz]	Reading [dBµV]	Correct Factor [dB/m]	Level [dBµV/m]	Limit [dBµV/m]	Margin [dB]	Height [cm]	Angle [°]	Detector	Polarity	Verdict
1	4960.598	50.57	-4.86	45.71	74.00	28.29	150	42	PK	Horizontal	PASS
2	7440.222	47.01	-1.34	45.67	74.00	28.33	150	152	PK	Horizontal	PASS
3	4960.598	44.67	-4.86	39.81	54.00	14.19	150	42	AV	Horizontal	PASS
4	7440.222	37.79	-1.34	36.45	54.00	17.55	150	152	AV	Horizontal	PASS

Test Graph

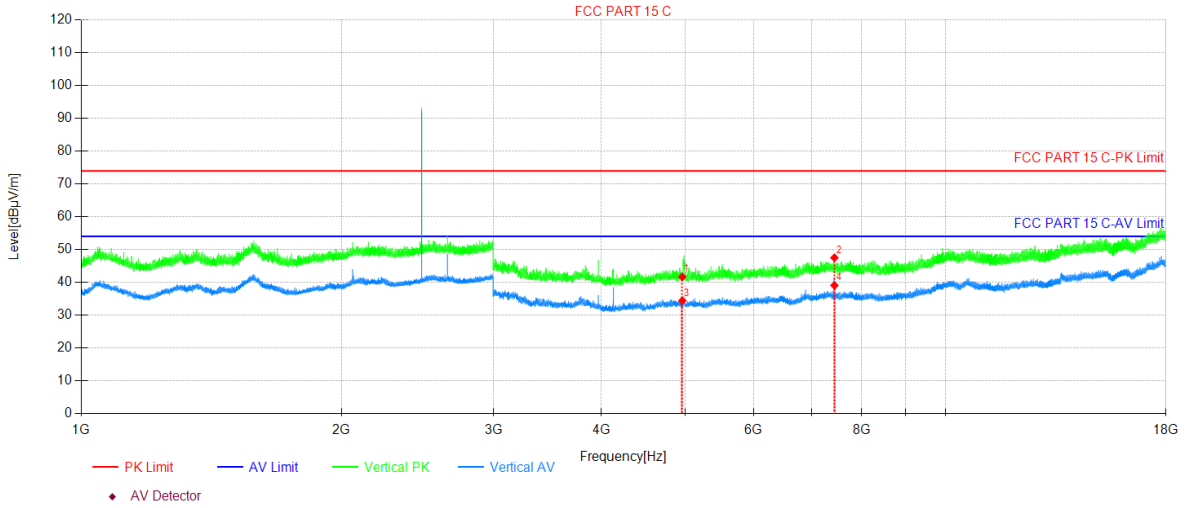

Data List											
NO.	Freq. [MHz]	Reading [dBµV]	Correct Factor [dB/m]	Level [dBµV/m]	Limit [dBµV/m]	Margin [dB]	Height [cm]	Angle [°]	Detector	Polarity	Verdict
1	4960.598	46.54	-4.86	41.68	74.00	32.32	150	152	PK	Vertical	PASS
2	7440.222	48.85	-1.34	47.51	74.00	26.49	150	177	PK	Vertical	PASS
3	4960.598	39.27	-4.86	34.41	54.00	19.59	150	125	AV	Vertical	PASS
4	7440.222	40.40	-1.34	39.06	54.00	14.94	150	177	AV	Vertical	PASS

2LE_ Lowest Channel:

Test Graph

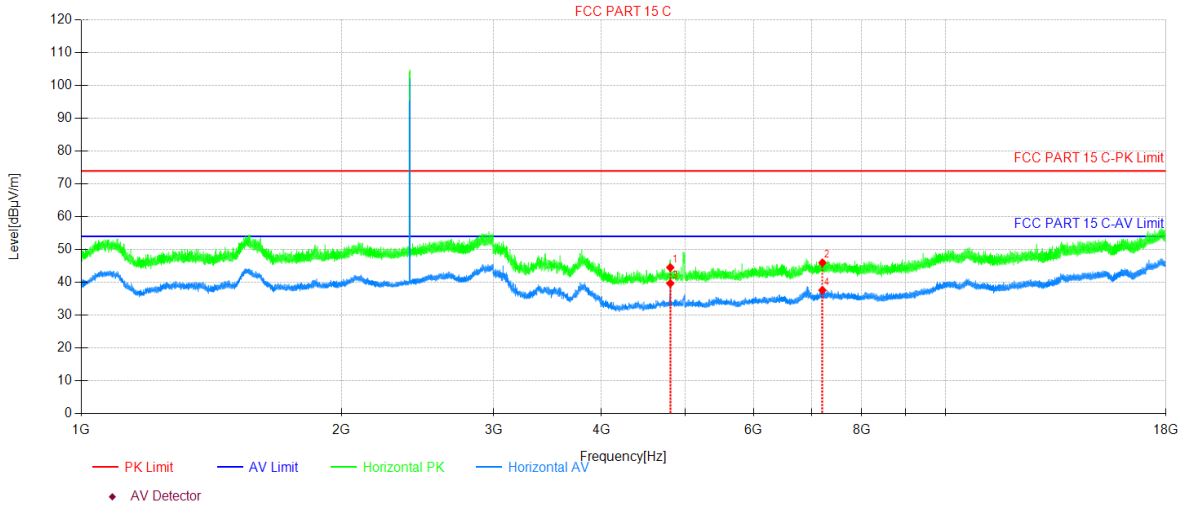

Data List											
NO.	Freq. [MHz]	Reading [dBµV]	Correct Factor [dB/m]	Level [dBµV/m]	Limit [dBµV/m]	Margin [dB]	Height [cm]	Angle [°]	Detector	Polarity	Verdict
1	4804.5902	49.14	-4.61	44.53	74.00	29.47	150	53	PK	Horizontal	PASS
2	7206.2103	47.74	-1.76	45.98	74.00	28.02	150	40	PK	Horizontal	PASS
3	4804.5902	44.30	-4.61	39.69	54.00	14.31	150	53	AV	Horizontal	PASS
4	7206.2103	39.36	-1.76	37.60	54.00	16.40	150	40	AV	Horizontal	PASS

Test Graph

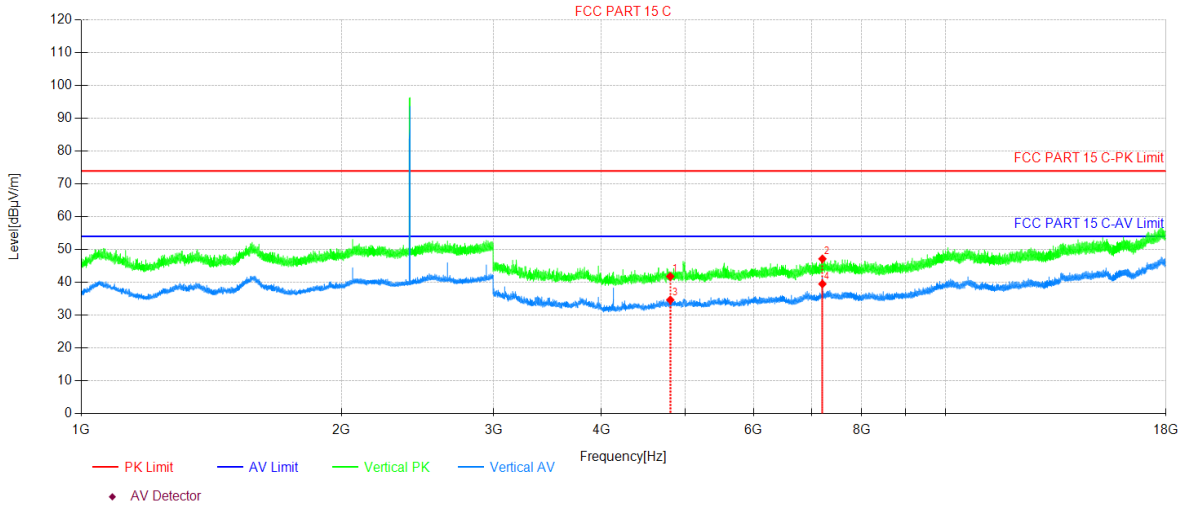

Data List											
NO.	Freq. [MHz]	Reading [dBµV]	Correct Factor [dB/m]	Level [dBµV/m]	Limit [dBµV/m]	Margin [dB]	Height [cm]	Angle [°]	Detector	Polarity	Verdict
1	4804.5902	46.42	-4.61	41.81	74.00	32.19	150	75	PK	Vertical	PASS
2	7206.2103	48.93	-1.76	47.17	74.00	26.83	150	124	PK	Vertical	PASS
3	4804.5902	39.26	-4.61	34.65	54.00	19.35	150	107	AV	Vertical	PASS
4	7206.2103	41.26	-1.76	39.50	54.00	14.50	150	124	AV	Vertical	PASS

2LE_ Middle Channel:

Test Graph

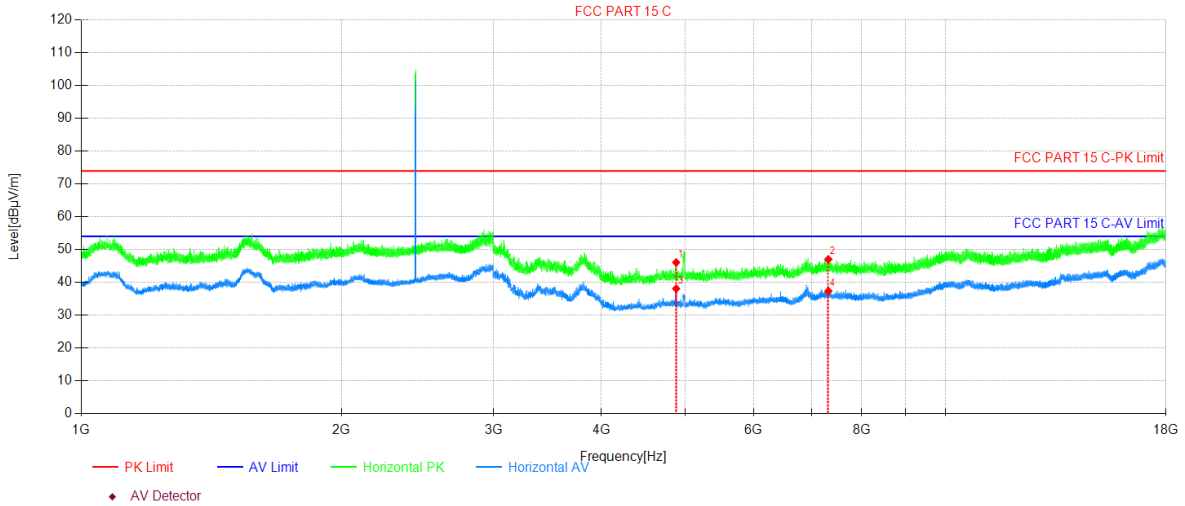

Data List											
NO.	Freq. [MHz]	Reading [dBμV]	Correct Factor [dB/m]	Level [dBμV/m]	Limit [dBμV/m]	Margin [dB]	Height [cm]	Angle [°]	Detector	Polarity	Verdict
1	4880.344	50.79	-4.71	46.08	74.00	27.92	150	45	PK	Horizontal	PASS
2	7320.216	48.52	-1.49	47.03	74.00	26.97	150	0	PK	Horizontal	PASS
3	4880.344	42.80	-4.71	38.09	54.00	15.91	150	17	AV	Horizontal	PASS
4	7320.216	38.82	-1.49	37.33	54.00	16.67	150	45	AV	Horizontal	PASS

Test Graph

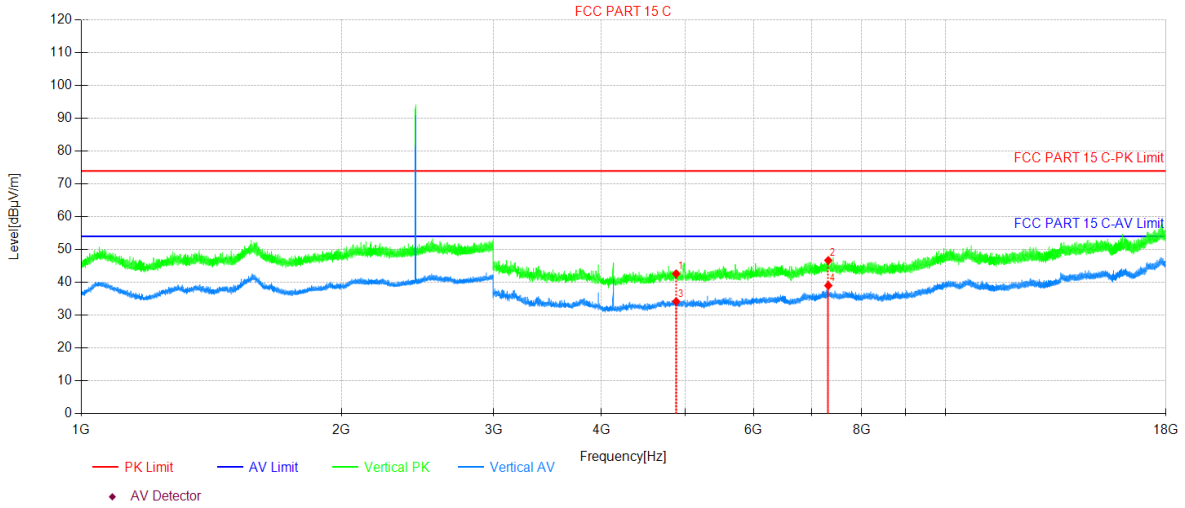

Data List											
NO.	Freq. [MHz]	Reading [dBμV]	Correct Factor [dB/m]	Level [dBμV/m]	Limit [dBμV/m]	Margin [dB]	Height [cm]	Angle [°]	Detector	Polarity	Verdict
1	4880.344	47.34	-4.71	42.63	74.00	31.37	150	145	PK	Vertical	PASS
2	7320.216	48.18	-1.49	46.69	74.00	27.31	150	118	PK	Vertical	PASS
3	4880.344	38.86	-4.71	34.15	54.00	19.85	150	61	AV	Vertical	PASS
4	7320.216	40.50	-1.49	39.01	54.00	14.99	150	145	AV	Vertical	PASS

2LE_ Highest Channel:

Test Graph

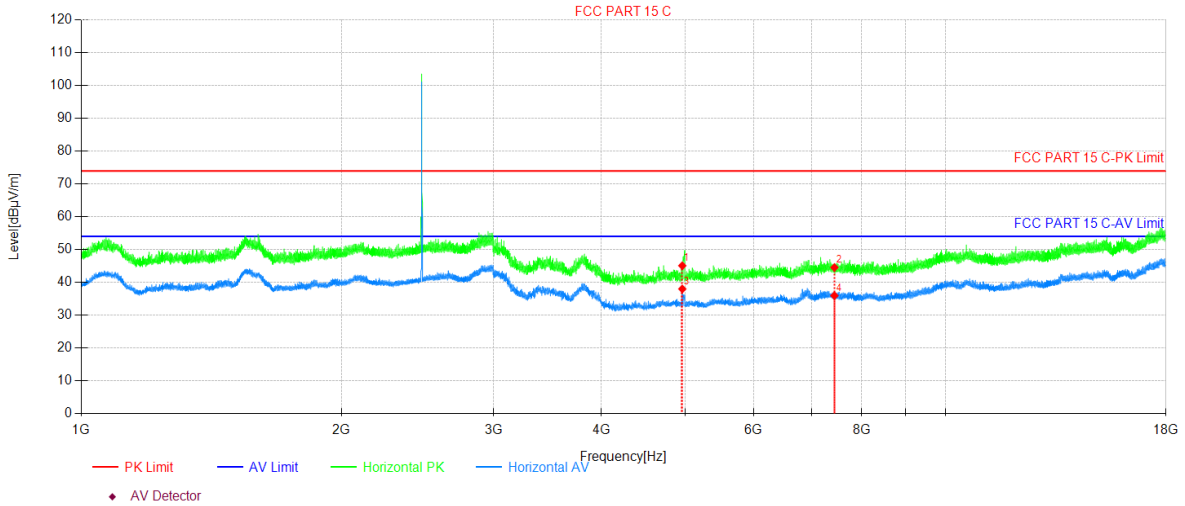

Data List											
NO.	Freq. [MHz]	Reading [dBµV]	Correct Factor [dB/m]	Level [dBµV/m]	Limit [dBµV/m]	Margin [dB]	Height [cm]	Angle [°]	Detector	Polarity	Verdict
1	4960.598	49.93	-4.86	45.07	74.00	28.93	150	0	PK	Horizontal	PASS
2	7440.222	45.87	-1.34	44.53	74.00	29.47	150	82	PK	Horizontal	PASS
3	4960.598	42.85	-4.86	37.99	54.00	16.01	150	15	AV	Horizontal	PASS
4	7440.222	37.28	-1.34	35.94	54.00	18.06	150	82	AV	Horizontal	PASS

Test Graph

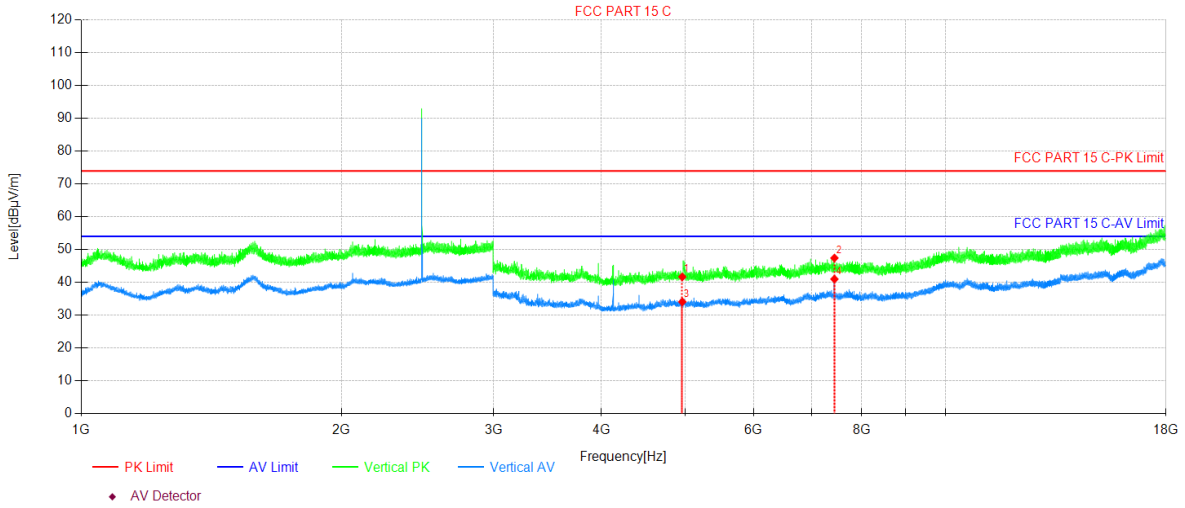

Data List											
NO.	Freq. [MHz]	Reading [dBµV]	Correct Factor [dB/m]	Level [dBµV/m]	Limit [dBµV/m]	Margin [dB]	Height [cm]	Angle [°]	Detector	Polarity	Verdict
1	4960.598	46.54	-4.86	41.68	74.00	32.32	150	150	PK	Vertical	PASS
2	7440.222	48.75	-1.34	47.41	74.00	26.59	150	136	PK	Vertical	PASS
3	4960.598	38.91	-4.86	34.05	54.00	19.95	150	64	AV	Vertical	PASS
4	7440.222	42.33	-1.34	40.99	54.00	13.01	150	136	AV	Vertical	PASS

LE Code (S=2)_ Lowest Channel:

Test Graph

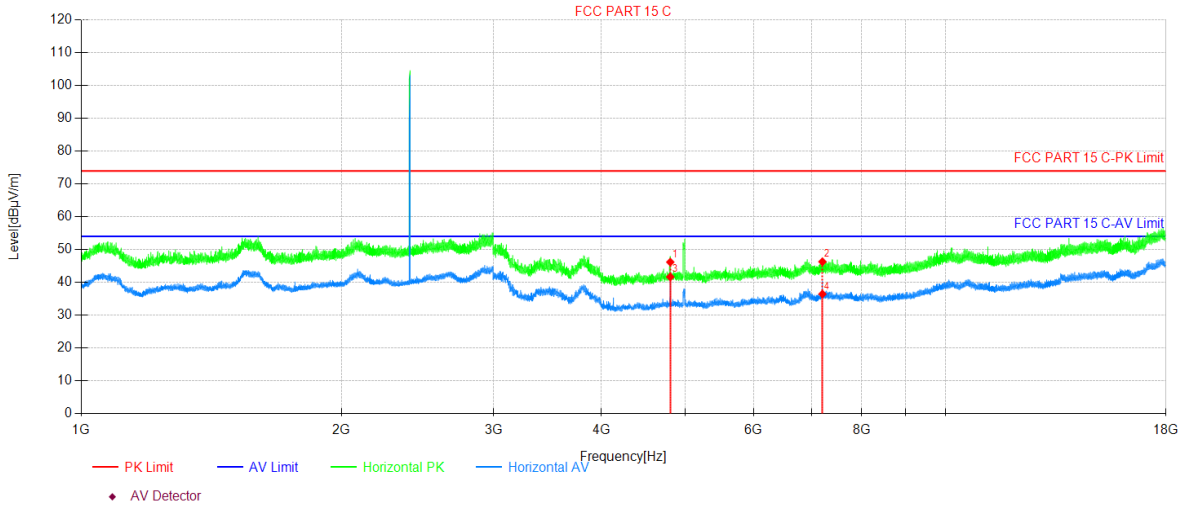

Data List											
NO.	Freq. [MHz]	Reading [dBµV]	Correct Factor [dB/m]	Level [dBµV/m]	Limit [dBµV/m]	Margin [dB]	Height [cm]	Angle [°]	Detector	Polarity	Verdict
1	4804.5902	50.78	-4.61	46.17	74.00	27.83	150	14	PK	Horizontal	PASS
2	7206.2103	48.04	-1.76	46.28	74.00	27.72	150	28	PK	Horizontal	PASS
3	4804.5902	46.26	-4.61	41.65	54.00	12.35	150	14	AV	Horizontal	PASS
4	7206.2103	38.18	-1.76	36.42	54.00	17.58	150	112	AV	Horizontal	PASS

Test Graph

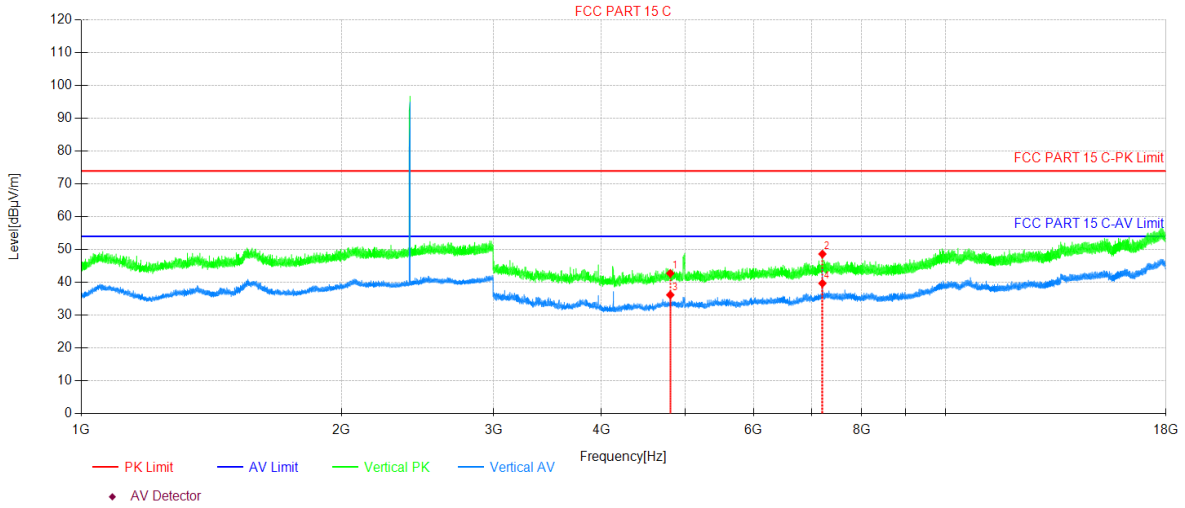

Data List											
NO.	Freq. [MHz]	Reading [dBµV]	Correct Factor [dB/m]	Level [dBµV/m]	Limit [dBµV/m]	Margin [dB]	Height [cm]	Angle [°]	Detector	Polarity	Verdict
1	4804.5902	47.37	-4.61	42.76	74.00	31.24	150	98	PK	Vertical	PASS
2	7206.2103	50.40	-1.76	48.64	74.00	25.36	150	151	PK	Vertical	PASS
3	4804.5902	40.78	-4.61	36.17	54.00	17.83	150	112	AV	Vertical	PASS
4	7206.2103	41.45	-1.76	39.69	54.00	14.31	150	151	AV	Vertical	PASS

LE Code (S=2)_ Middle Channel:

Test Graph

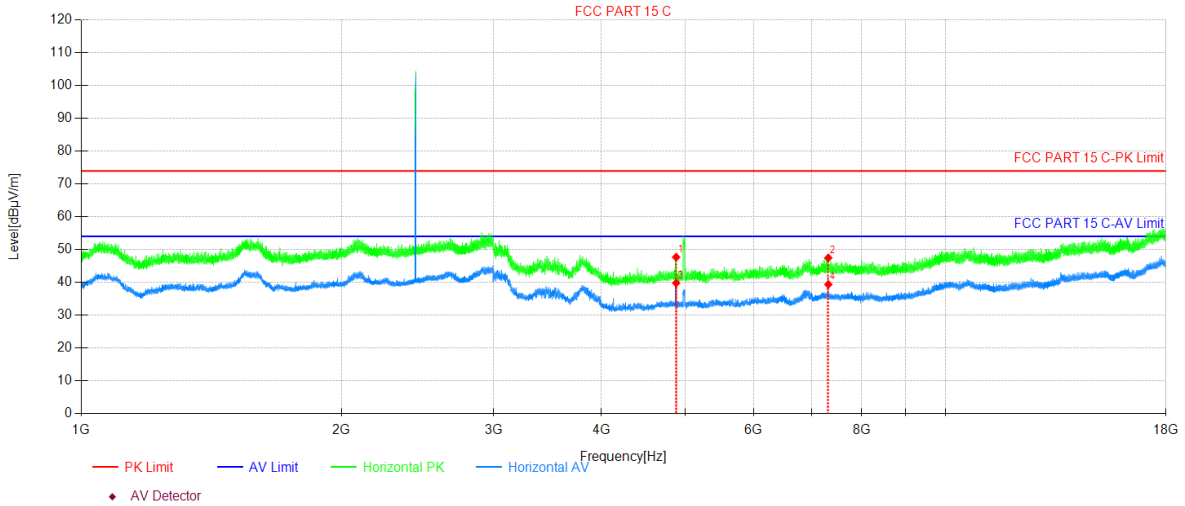

Data List											
NO.	Freq. [MHz]	Reading [dBµV]	Correct Factor [dB/m]	Level [dBµV/m]	Limit [dBµV/m]	Margin [dB]	Height [cm]	Angle [°]	Detector	Polarity	Verdict
1	4880.344	52.40	-4.71	47.69	74.00	26.31	150	10	PK	Horizontal	PASS
2	7320.216	48.95	-1.49	47.46	74.00	26.54	150	152	PK	Horizontal	PASS
3	4880.344	44.50	-4.71	39.79	54.00	14.21	150	37	AV	Horizontal	PASS
4	7320.216	40.85	-1.49	39.36	54.00	14.64	150	152	AV	Horizontal	PASS

Test Graph

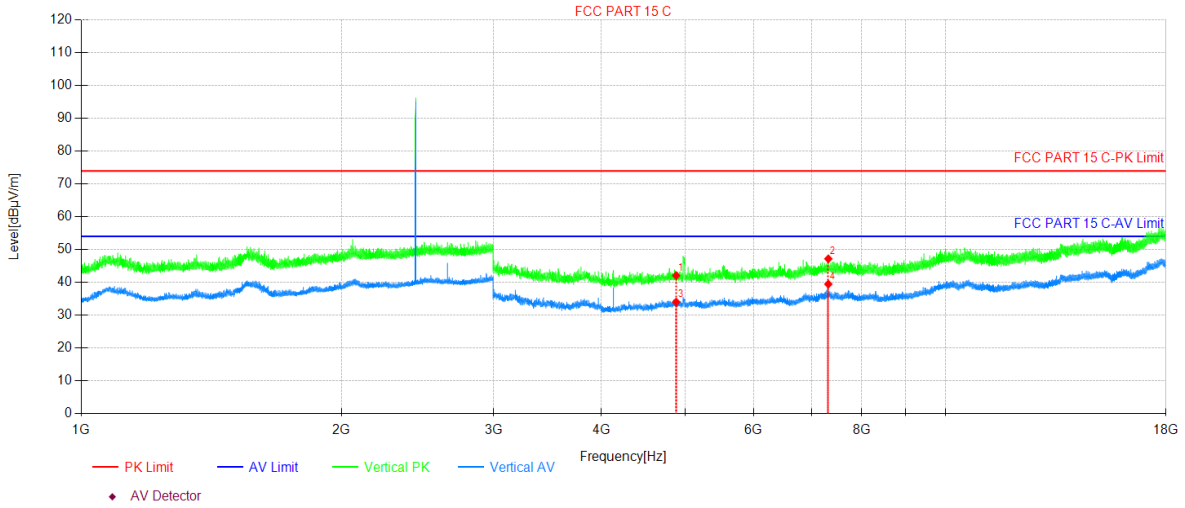

Data List											
NO.	Freq. [MHz]	Reading [dBµV]	Correct Factor [dB/m]	Level [dBµV/m]	Limit [dBµV/m]	Margin [dB]	Height [cm]	Angle [°]	Detector	Polarity	Verdict
1	4880.344	46.78	-4.71	42.07	74.00	31.93	150	29	PK	Vertical	PASS
2	7320.216	48.67	-1.49	47.18	74.00	26.82	150	165	PK	Vertical	PASS
3	4880.344	38.71	-4.71	34.00	54.00	20.00	150	84	AV	Vertical	PASS
4	7320.216	40.94	-1.49	39.45	54.00	14.55	150	177	AV	Vertical	PASS

LE Code (S=2)_ Highest Channel:

Test Graph

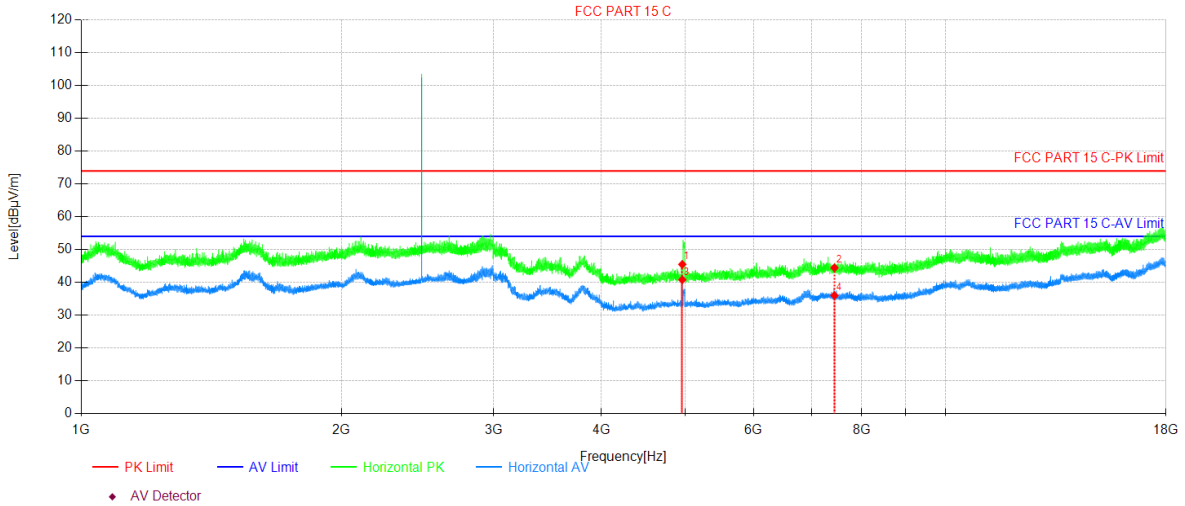

Data List											
NO.	Freq. [MHz]	Reading [dBµV]	Correct Factor [dB/m]	Level [dBµV/m]	Limit [dBµV/m]	Margin [dB]	Height [cm]	Angle [°]	Detector	Polarity	Verdict
1	4960.598	50.33	-4.86	45.47	74.00	28.53	150	27	PK	Horizontal	PASS
2	7440.222	45.79	-1.34	44.45	74.00	29.55	150	13	PK	Horizontal	PASS
3	4960.598	45.65	-4.86	40.79	54.00	13.21	150	3	AV	Horizontal	PASS
4	7440.222	37.32	-1.34	35.98	54.00	18.02	150	82	AV	Horizontal	PASS

Test Graph

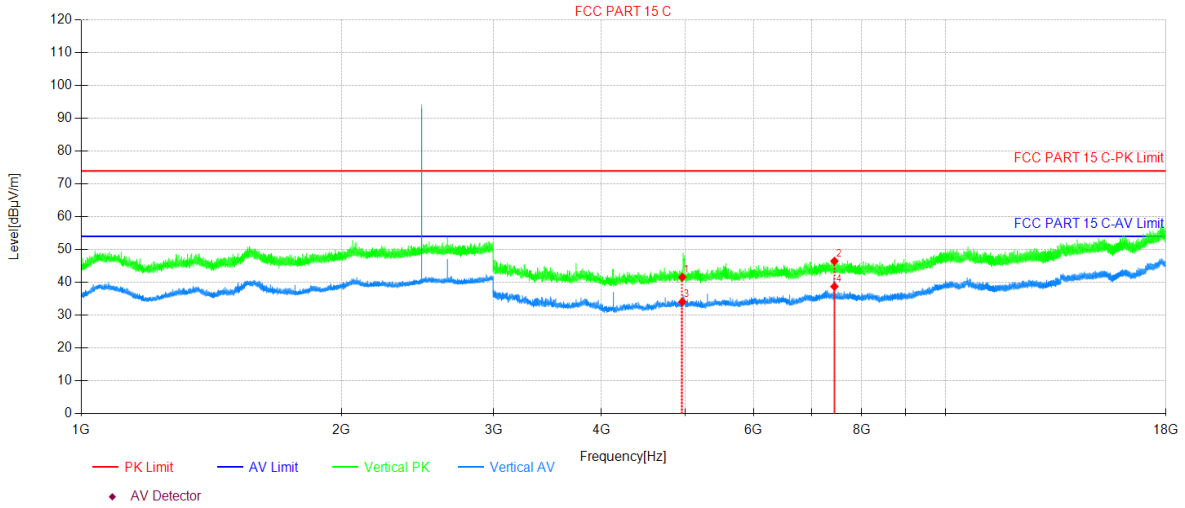

Data List											
NO.	Freq. [MHz]	Reading [dBµV]	Correct Factor [dB/m]	Level [dBµV/m]	Limit [dBµV/m]	Margin [dB]	Height [cm]	Angle [°]	Detector	Polarity	Verdict
1	4960.598	46.45	-4.86	41.59	74.00	32.41	150	140	PK	Vertical	PASS
2	7440.222	47.82	-1.34	46.48	74.00	27.52	150	112	PK	Vertical	PASS
3	4960.598	38.90	-4.86	34.04	54.00	19.96	150	112	AV	Vertical	PASS
4	7440.222	40.07	-1.34	38.73	54.00	15.27	150	124	AV	Vertical	PASS

LE Code (S=8)_ Lowest Channel:

Test Graph

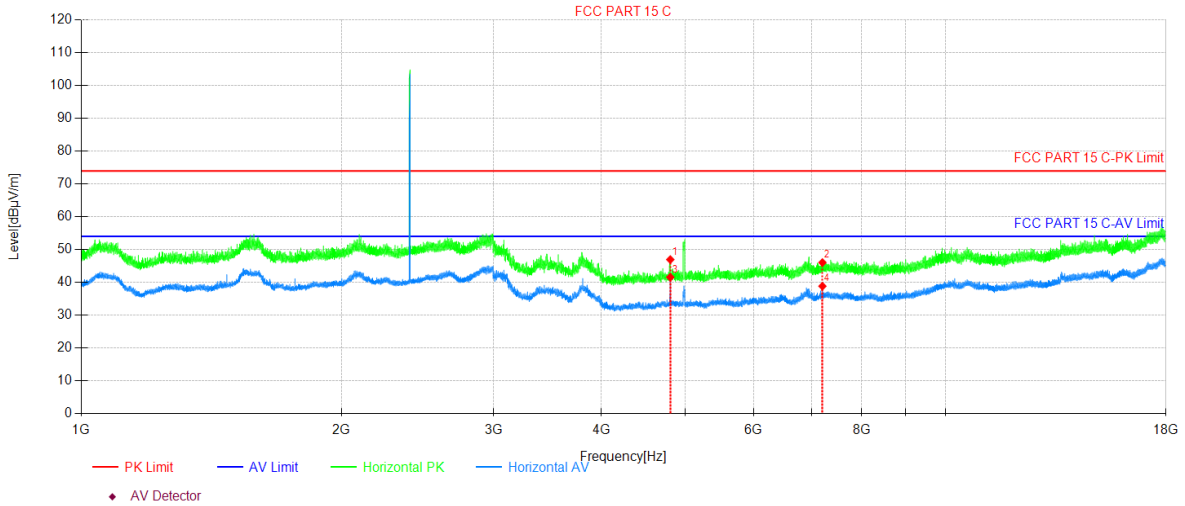

Data List											
NO.	Freq. [MHz]	Reading [dBµV]	Correct Factor [dB/m]	Level [dBµV/m]	Limit [dBµV/m]	Margin [dB]	Height [cm]	Angle [°]	Detector	Polarity	Verdict
1	4804.5902	51.56	-4.61	46.95	74.00	27.05	150	13	PK	Horizontal	PASS
2	7206.2103	47.81	-1.76	46.05	74.00	27.95	150	139	PK	Horizontal	PASS
3	4804.5902	46.17	-4.61	41.56	54.00	12.44	150	27	AV	Horizontal	PASS
4	7206.2103	40.59	-1.76	38.83	54.00	15.17	150	166	AV	Horizontal	PASS

Test Graph

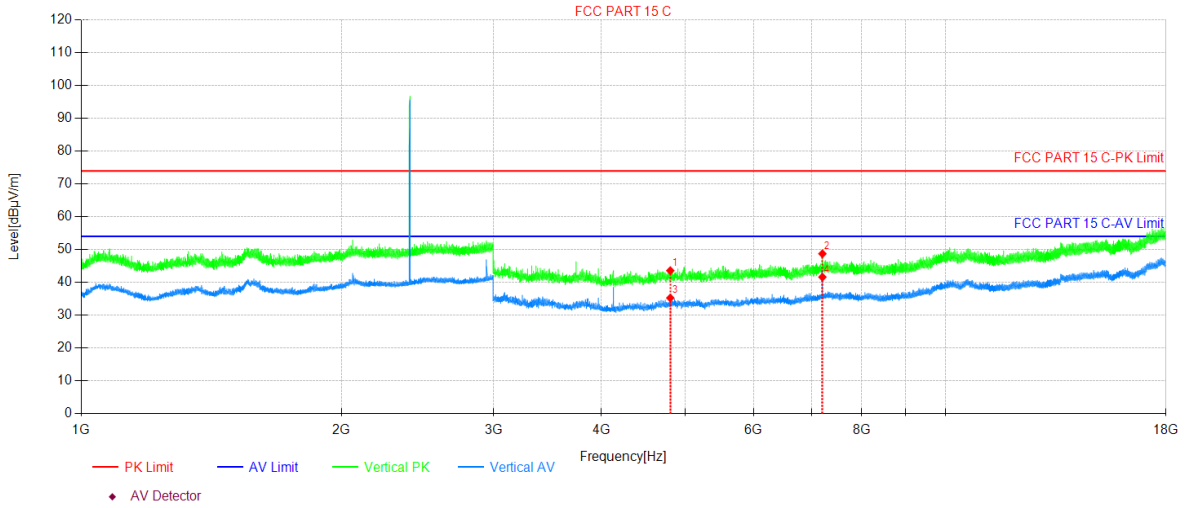

Data List											
NO.	Freq. [MHz]	Reading [dBµV]	Correct Factor [dB/m]	Level [dBµV/m]	Limit [dBµV/m]	Margin [dB]	Height [cm]	Angle [°]	Detector	Polarity	Verdict
1	4804.5902	48.19	-4.61	43.58	74.00	30.42	150	98	PK	Vertical	PASS
2	7206.2103	50.49	-1.76	48.73	74.00	25.27	150	112	PK	Vertical	PASS
3	4804.5902	39.84	-4.61	35.23	54.00	18.77	150	112	AV	Vertical	PASS
4	7206.2103	43.36	-1.76	41.60	54.00	12.40	150	166	AV	Vertical	PASS

LE Code (S=8)_ Middle Channel:

Test Graph

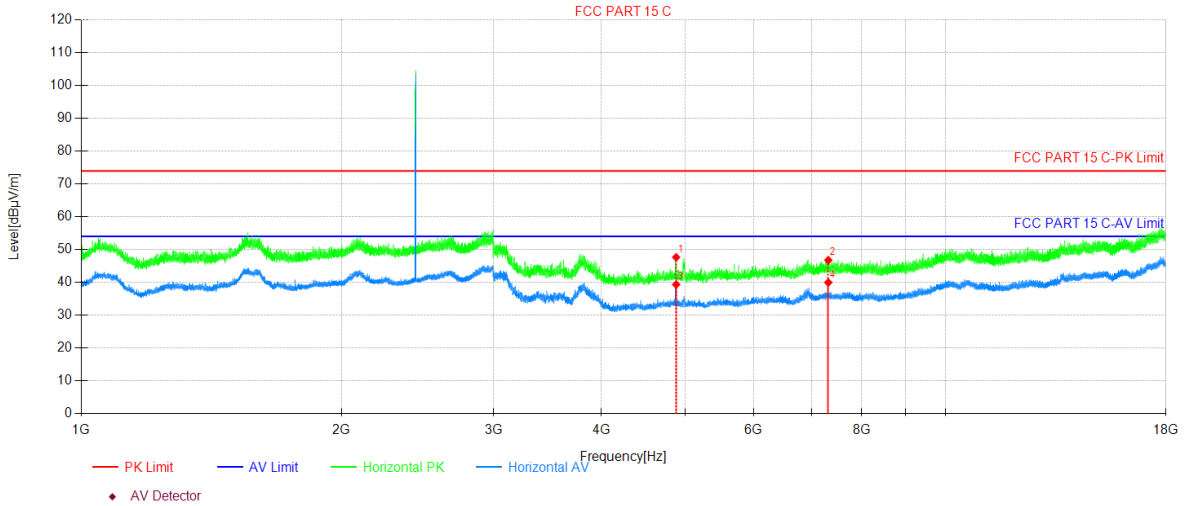

Data List											
NO.	Freq. [MHz]	Reading [dBμV]	Correct Factor [dB/m]	Level [dBμV/m]	Limit [dBμV/m]	Margin [dB]	Height [cm]	Angle [°]	Detector	Polarity	Verdict
1	4880.344	52.36	-4.71	47.65	74.00	26.35	150	5	PK	Horizontal	PASS
2	7320.216	48.26	-1.49	46.77	74.00	27.23	150	152	PK	Horizontal	PASS
3	4880.344	44.04	-4.71	39.33	54.00	14.67	150	31	AV	Horizontal	PASS
4	7320.216	41.44	-1.49	39.95	54.00	14.05	150	152	AV	Horizontal	PASS

Test Graph

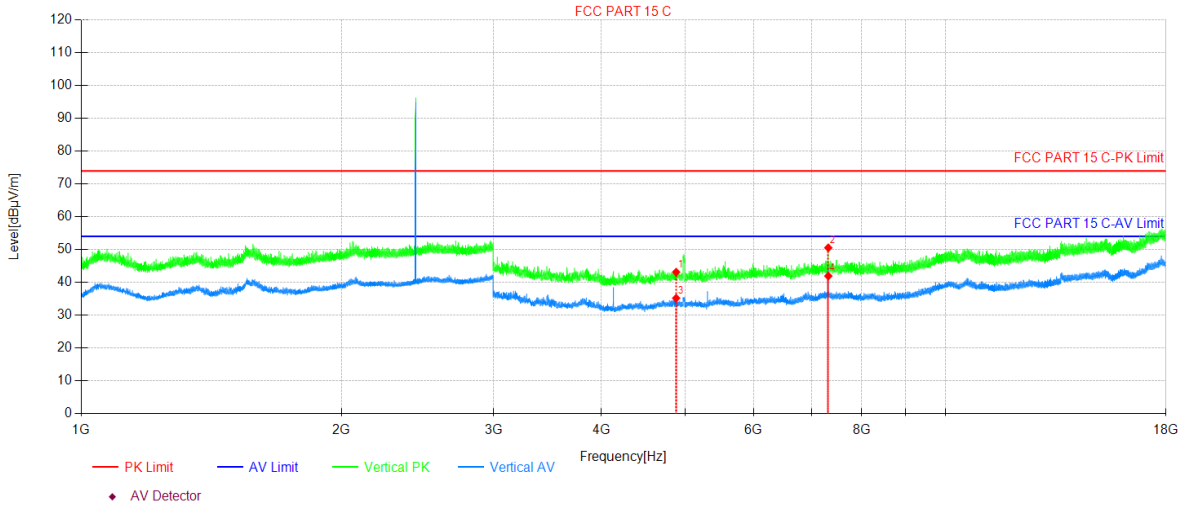

Data List											
NO.	Freq. [MHz]	Reading [dBμV]	Correct Factor [dB/m]	Level [dBμV/m]	Limit [dBμV/m]	Margin [dB]	Height [cm]	Angle [°]	Detector	Polarity	Verdict
1	4880.344	47.84	-4.71	43.13	74.00	30.87	150	98	PK	Vertical	PASS
2	7320.216	52.03	-1.49	50.54	74.00	23.46	150	126	PK	Vertical	PASS
3	4880.344	39.88	-4.71	35.17	54.00	18.83	150	112	AV	Vertical	PASS
4	7320.216	43.42	-1.49	41.93	54.00	12.07	150	126	AV	Vertical	PASS

LE Code (S=8)_ Highest Channel:

Test Graph

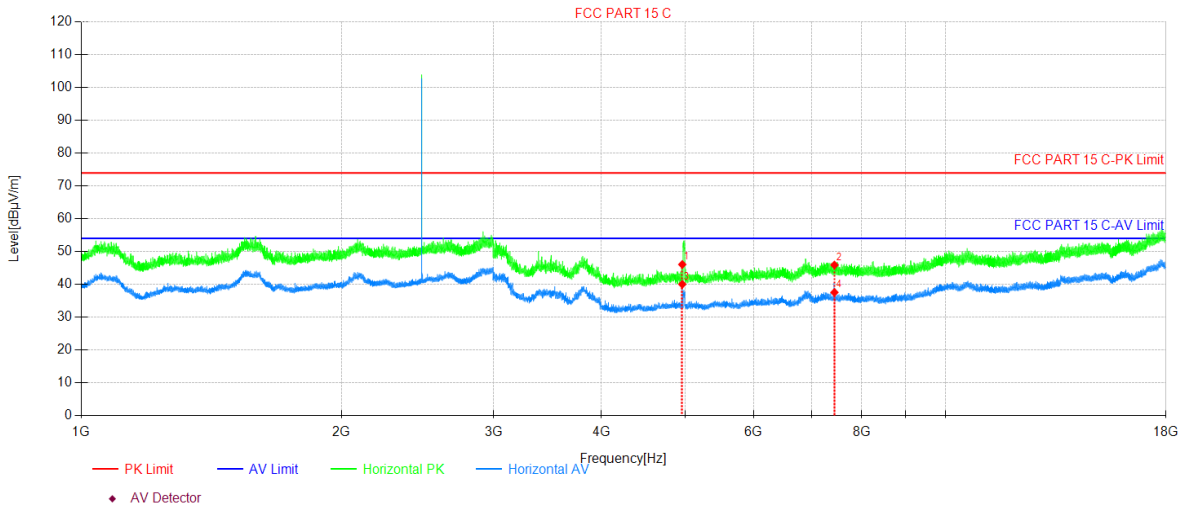

Data List											
NO.	Freq. [MHz]	Reading [dBμV]	Correct Factor [dB/m]	Level [dBμV/m]	Limit [dBμV/m]	Margin [dB]	Height [cm]	Angle [°]	Detector	Polarity	Verdict
1	4960.598	50.92	-4.86	46.06	74.00	27.94	150	14	PK	Horizontal	PASS
2	7440.222	47.23	-1.34	45.89	74.00	28.11	150	177	PK	Horizontal	PASS
3	4960.598	44.89	-4.86	40.03	54.00	13.97	150	28	AV	Horizontal	PASS
4	7440.222	38.88	-1.34	37.54	54.00	16.46	150	149	AV	Horizontal	PASS

Test Graph

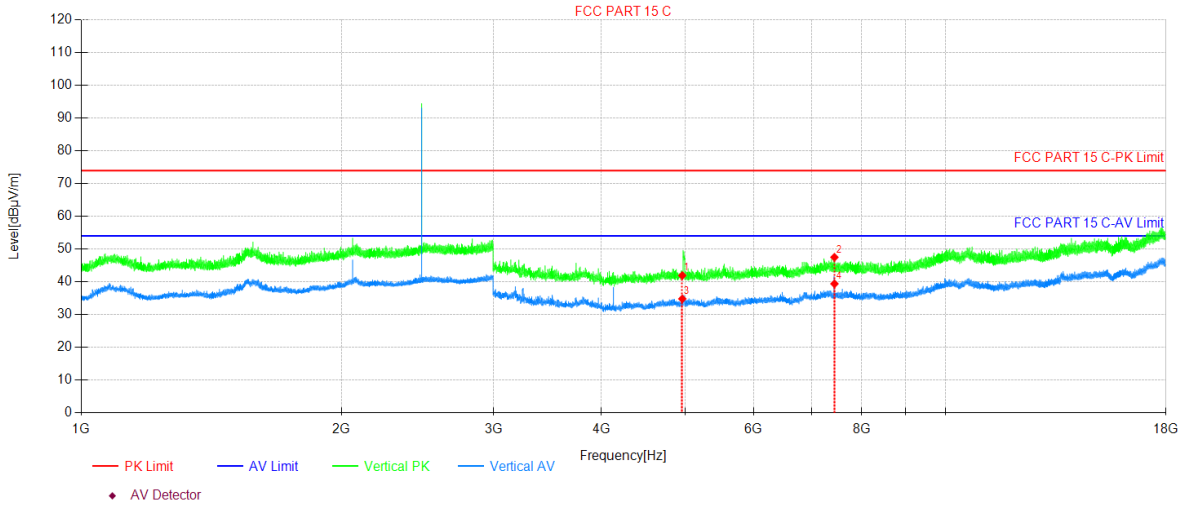

Data List											
NO.	Freq. [MHz]	Reading [dBμV]	Correct Factor [dB/m]	Level [dBμV/m]	Limit [dBμV/m]	Margin [dB]	Height [cm]	Angle [°]	Detector	Polarity	Verdict
1	4960.598	46.78	-4.86	41.92	74.00	32.08	150	112	PK	Vertical	PASS
2	7440.222	48.83	-1.34	47.49	74.00	26.51	150	112	PK	Vertical	PASS
3	4960.598	39.66	-4.86	34.80	54.00	19.20	150	112	AV	Vertical	PASS
4	7440.222	40.73	-1.34	39.39	54.00	14.61	150	124	AV	Vertical	PASS

A.5 BAND EDGE MEASUREMENTS (RADIATED)

LE_ Lowest Channel:

Test Graph

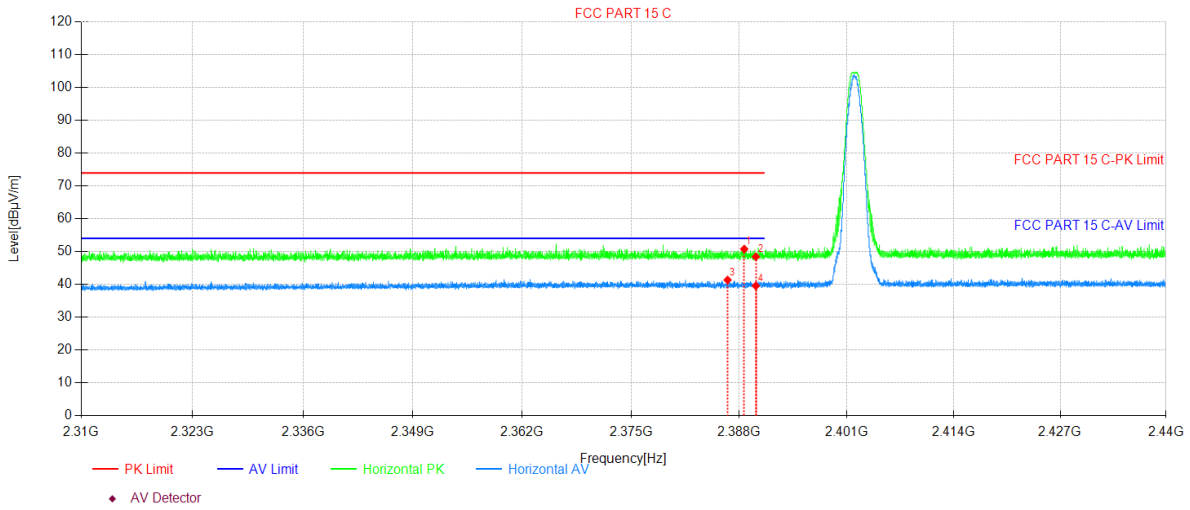

Data List											
NO.	Freq. [MHz]	Reading [dBµV]	Factor [dB/m]	Level [dBµV/m]	Limit [dBµV/m]	Margin [dB]	Height [cm]	Angle [°]	Detector	Polarity	Verdict
1	2388.605	51.56	-0.80	50.76	74.00	23.24	150	212	PK	Horizontal	PASS
2	2390.01	49.23	-0.80	48.43	74.00	25.57	150	183	PK	Horizontal	PASS
3	2386.603	42.15	-0.81	41.34	54.00	12.66	150	212	AV	Horizontal	PASS
4	2390.01	40.35	-0.80	39.55	54.00	14.45	150	212	AV	Horizontal	PASS

Test Graph

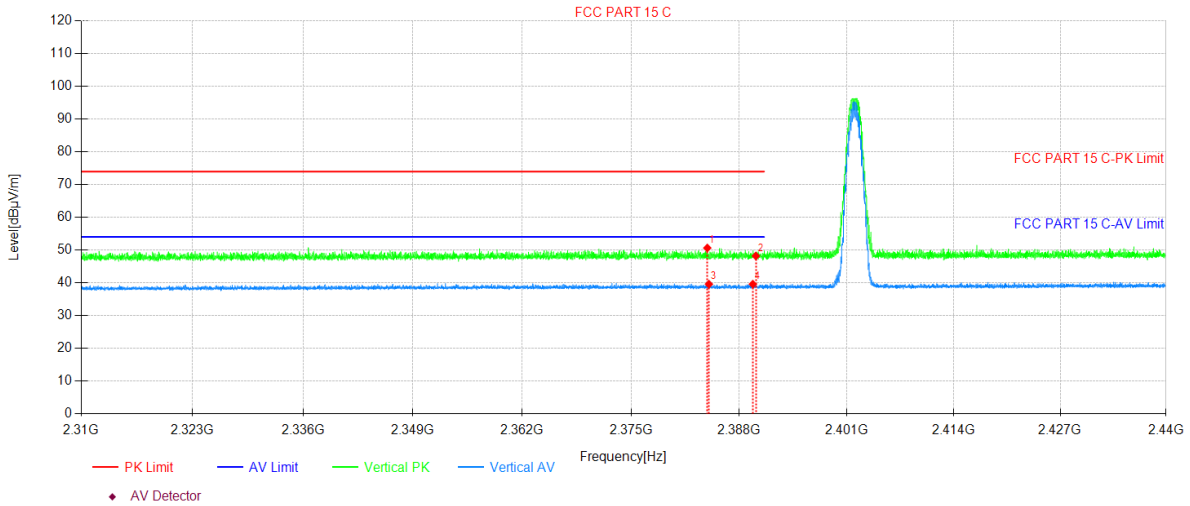

Data List											
NO.	Freq. [MHz]	Reading [dBµV]	Factor [dB/m]	Level [dBµV/m]	Limit [dBµV/m]	Margin [dB]	Height [cm]	Angle [°]	Detector	Polarity	Verdict
1	2384.159	51.46	-0.82	50.64	74.00	23.36	150	1	PK	Vertical	PASS
2	2390.01	49.00	-0.80	48.20	74.00	25.80	150	181	PK	Vertical	PASS
3	2384.354	40.41	-0.82	39.59	54.00	14.41	150	319	AV	Vertical	PASS
4	2389.646	40.37	-0.80	39.57	54.00	14.43	150	348	AV	Vertical	PASS

LE_ Highest Channel:

Test Graph

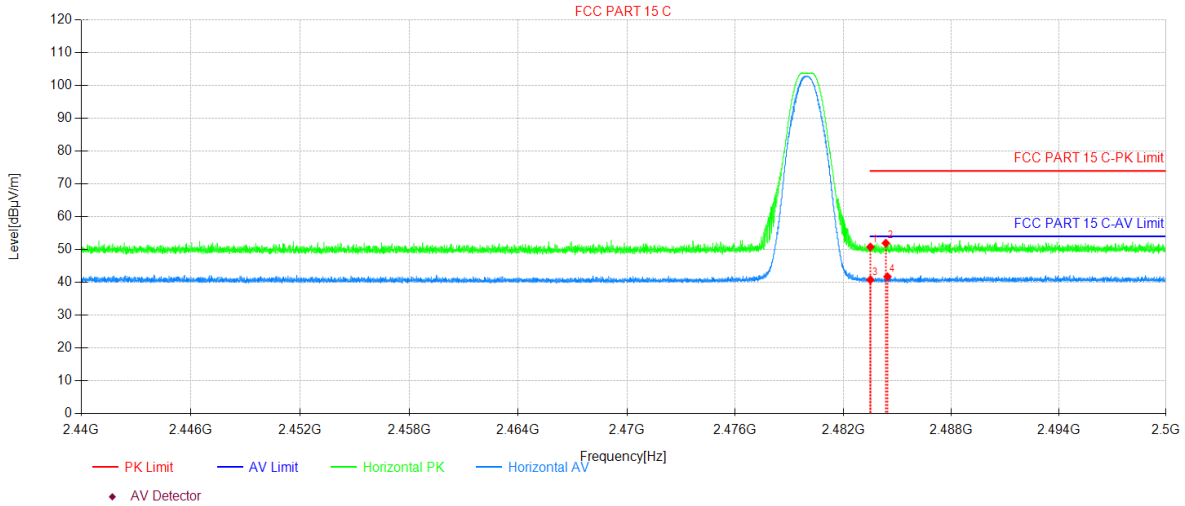

Data List											
NO.	Freq. [MHz]	Reading [dBµV]	Factor [dB/m]	Level [dBµV/m]	Limit [dBµV/m]	Margin [dB]	Height [cm]	Angle [°]	Detector	Polarity	Verdict
1	2483.504	51.09	-0.29	50.80	74.00	23.20	150	338	PK	Horizontal	PASS
2	2484.362	52.22	-0.28	51.94	74.00	22.06	150	215	PK	Horizontal	PASS
3	2483.504	41.06	-0.29	40.77	54.00	13.23	150	33	AV	Horizontal	PASS
4	2484.458	42.01	-0.28	41.73	54.00	12.27	150	191	AV	Horizontal	PASS

Test Graph

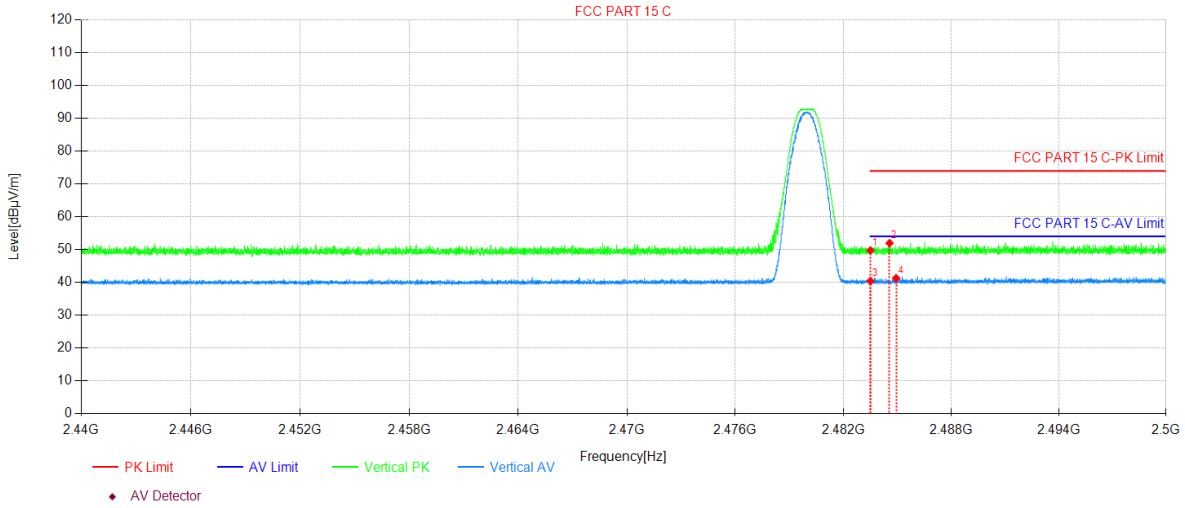

Data List											
NO.	Freq. [MHz]	Reading [dBµV]	Factor [dB/m]	Level [dBµV/m]	Limit [dBµV/m]	Margin [dB]	Height [cm]	Angle [°]	Detector	Polarity	Verdict
1	2483.504	50.03	-0.29	49.74	74.00	24.26	150	45	PK	Vertical	PASS
2	2484.572	52.22	-0.28	51.94	74.00	22.06	150	143	PK	Vertical	PASS
3	2483.504	40.70	-0.29	40.41	54.00	13.59	150	174	AV	Vertical	PASS
4	2484.938	41.52	-0.27	41.25	54.00	12.75	150	57	AV	Vertical	PASS

2LE_ Lowest Channel:

Test Graph

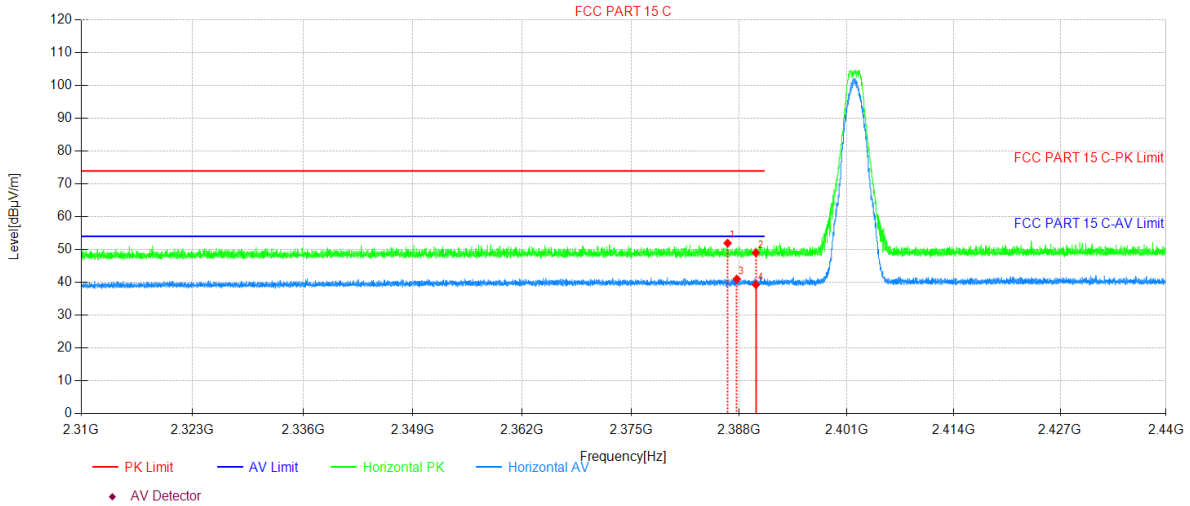

Data List											
NO.	Freq. [MHz]	Reading [dBµV]	Factor [dB/m]	Level [dBµV/m]	Limit [dBµV/m]	Margin [dB]	Height [cm]	Angle [°]	Detector	Polarity	Verdict
1	2386.603	52.75	-0.81	51.94	74.00	22.06	150	202	PK	Horizontal	PASS
2	2390.01	49.84	-0.80	49.04	74.00	24.96	150	3	PK	Horizontal	PASS
3	2387.708	41.82	-0.80	41.02	54.00	12.98	150	202	AV	Horizontal	PASS
4	2390.01	40.07	-0.80	39.27	54.00	14.73	150	202	AV	Horizontal	PASS

Test Graph

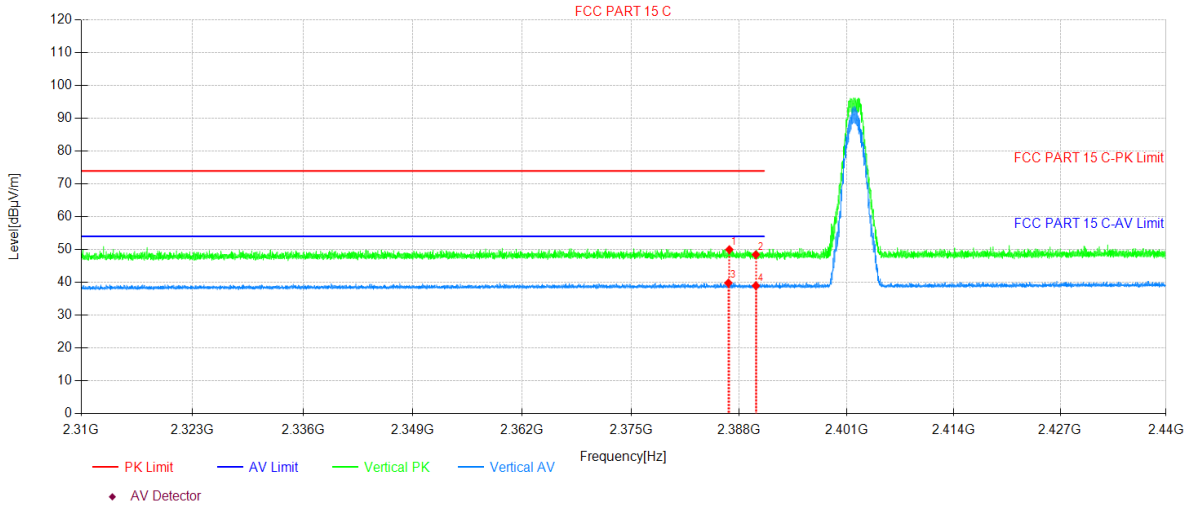

Data List											
NO.	Freq. [MHz]	Reading [dBµV]	Factor [dB/m]	Level [dBµV/m]	Limit [dBµV/m]	Margin [dB]	Height [cm]	Angle [°]	Detector	Polarity	Verdict
1	2386.8117	50.81	-0.81	50.00	74.00	24.00	150	22	PK	Vertical	PASS
2	2390.01	49.26	-0.80	48.46	74.00	25.54	150	64	PK	Vertical	PASS
3	2386.694	40.63	-0.81	39.82	54.00	14.18	150	147	AV	Vertical	PASS
4	2390.01	39.75	-0.80	38.95	54.00	15.05	150	118	AV	Vertical	PASS

2LE_ Highest Channel:

Test Graph

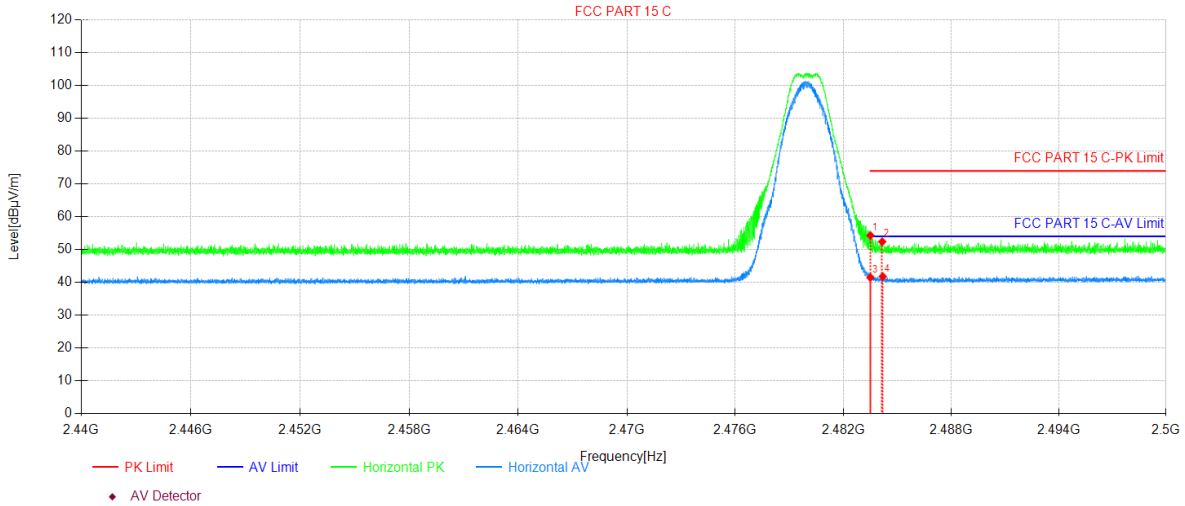

Data List											
NO.	Freq. [MHz]	Reading [dBµV]	Factor [dB/m]	Level [dBµV/m]	Limit [dBµV/m]	Margin [dB]	Height [cm]	Angle [°]	Detector	Polarity	Verdict
1	2483.504	54.59	-0.29	54.30	74.00	19.70	150	34	PK	Horizontal	PASS
2	2484.164	52.69	-0.28	52.41	74.00	21.59	150	180	PK	Horizontal	PASS
3	2483.504	41.81	-0.29	41.52	54.00	12.48	150	34	AV	Horizontal	PASS
4	2484.194	42.07	-0.28	41.79	54.00	12.21	150	34	AV	Horizontal	PASS

Test Graph

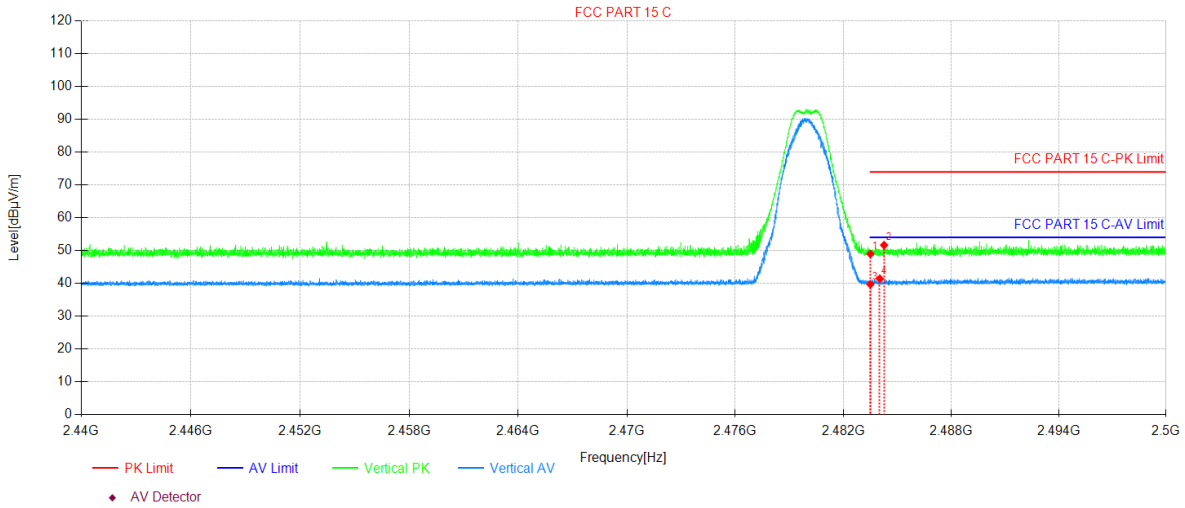

Data List											
NO.	Freq. [MHz]	Reading [dBµV]	Factor [dB/m]	Level [dBµV/m]	Limit [dBµV/m]	Margin [dB]	Height [cm]	Angle [°]	Detector	Polarity	Verdict
1	2483.504	49.25	-0.29	48.96	74.00	25.04	150	168	PK	Vertical	PASS
2	2484.266	51.94	-0.28	51.66	74.00	22.34	150	59	PK	Vertical	PASS
3	2483.504	40.00	-0.29	39.71	54.00	14.29	150	177	AV	Vertical	PASS
4	2484.026	41.70	-0.28	41.42	54.00	12.58	150	44	AV	Vertical	PASS

LE Code (S=2)_ Lowest Channel:

Test Graph

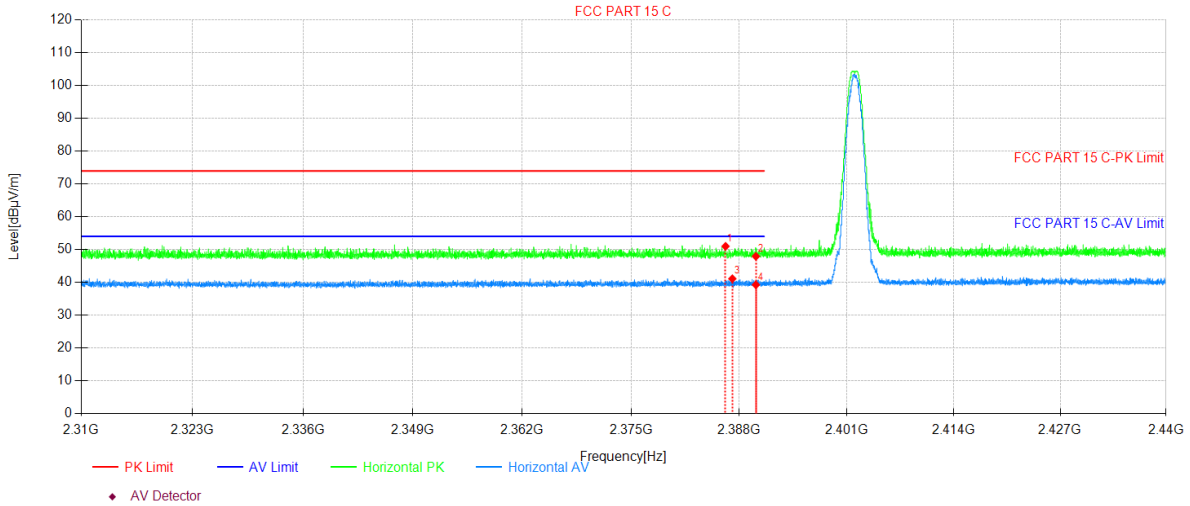

Data List											
NO.	Freq. [MHz]	Reading [dBµV]	Factor [dB/m]	Level [dBµV/m]	Limit [dBµV/m]	Margin [dB]	Height [cm]	Angle [°]	Detector	Polarity	Verdict
1	2386.356	51.80	-0.81	50.99	74.00	23.01	150	206	PK	Horizontal	PASS
2	2390.01	48.74	-0.80	47.94	74.00	26.06	150	249	PK	Horizontal	PASS
3	2387.175	41.90	-0.80	41.10	54.00	12.90	150	206	AV	Horizontal	PASS
4	2390.01	40.05	-0.80	39.25	54.00	14.75	150	194	AV	Horizontal	PASS

Test Graph

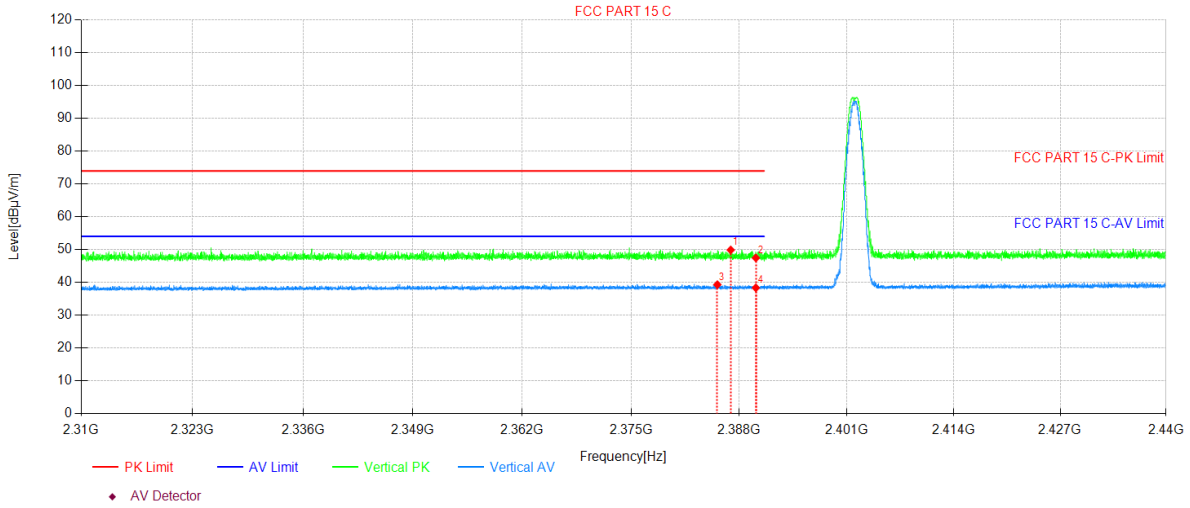

Data List											
NO.	Freq. [MHz]	Reading [dBµV]	Factor [dB/m]	Level [dBµV/m]	Limit [dBµV/m]	Margin [dB]	Height [cm]	Angle [°]	Detector	Polarity	Verdict
1	2386.980	50.69	-0.81	49.88	74.00	24.12	150	306	PK	Vertical	PASS
2	2390.01	48.25	-0.80	47.45	74.00	26.55	150	284	PK	Vertical	PASS
3	2385.368	40.11	-0.81	39.30	54.00	14.70	150	306	AV	Vertical	PASS
4	2390.01	39.13	-0.80	38.33	54.00	15.67	150	45	AV	Vertical	PASS

LE Code (S=2)_ Highest Channel:

Test Graph

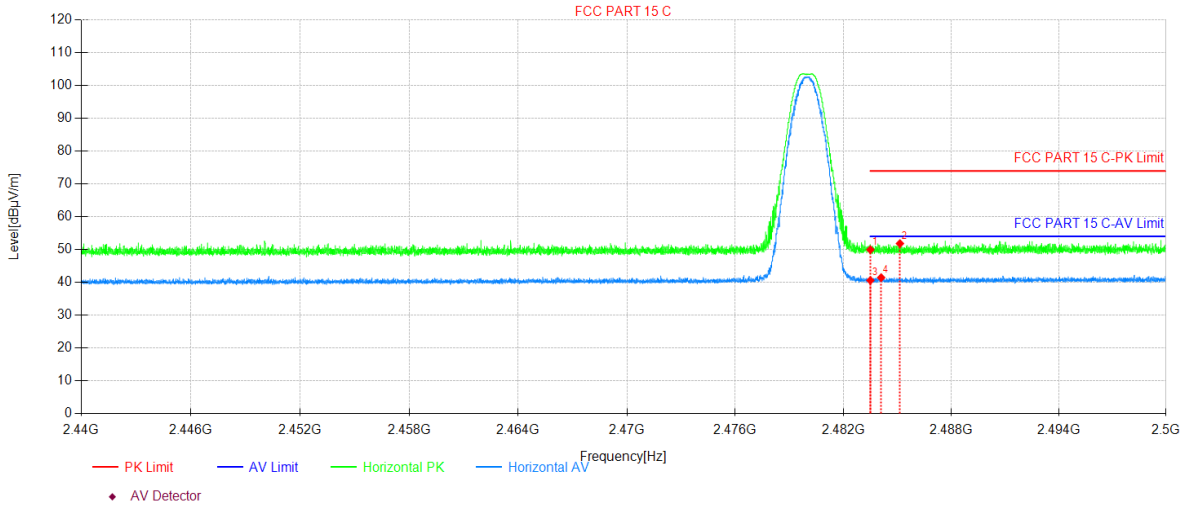

Data List											
NO.	Freq. [MHz]	Reading [dBµV]	Factor [dB/m]	Level [dBµV/m]	Limit [dBµV/m]	Margin [dB]	Height [cm]	Angle [°]	Detector	Polarity	Verdict
1	2483.504	50.25	-0.29	49.96	74.00	24.04	150	138	PK	Horizontal	PASS
2	2485.148	52.11	-0.27	51.84	74.00	22.16	150	168	PK	Horizontal	PASS
3	2483.504	40.89	-0.29	40.60	54.00	13.40	150	24	AV	Horizontal	PASS
4	2484.104	41.72	-0.28	41.44	54.00	12.56	150	24	AV	Horizontal	PASS

Test Graph

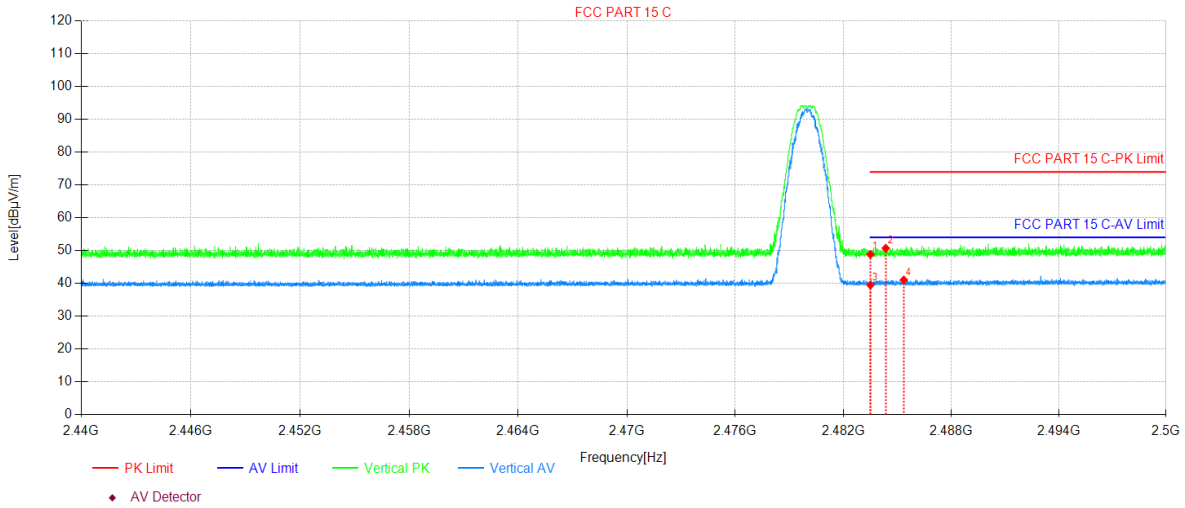

Data List											
NO.	Freq. [MHz]	Reading [dBµV]	Factor [dB/m]	Level [dBµV/m]	Limit [dBµV/m]	Margin [dB]	Height [cm]	Angle [°]	Detector	Polarity	Verdict
1	2483.504	49.10	-0.29	48.81	74.00	25.19	150	117	PK	Vertical	PASS
2	2484.356	51.01	-0.28	50.73	74.00	23.27	150	177	PK	Vertical	PASS
3	2483.504	39.77	-0.29	39.48	54.00	14.52	150	168	AV	Vertical	PASS
4	2485.364	41.33	-0.27	41.06	54.00	12.94	150	168	AV	Vertical	PASS

LE Code (S=8)_ Lowest Channel:

Test Graph

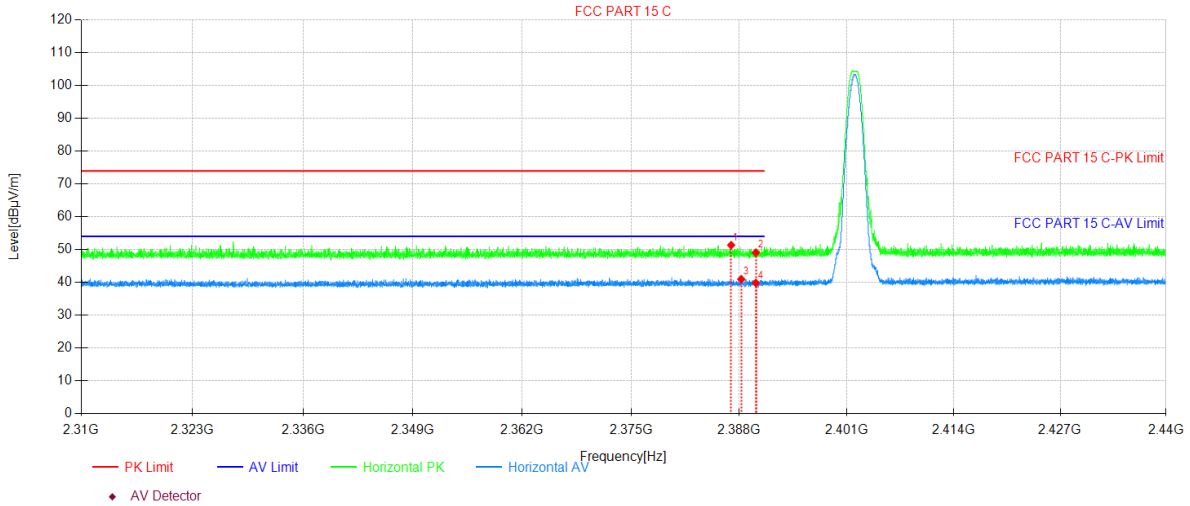

Data List											
NO.	Freq. [MHz]	Reading [dBµV]	Factor [dB/m]	Level [dBµV/m]	Limit [dBµV/m]	Margin [dB]	Height [cm]	Angle [°]	Detector	Polarity	Verdict
1	2387.032	52.15	-0.81	51.34	74.00	22.66	150	205	PK	Horizontal	PASS
2	2390.01	49.86	-0.80	49.06	74.00	24.94	150	205	PK	Horizontal	PASS
3	2388.241	41.76	-0.80	40.96	54.00	13.04	150	205	AV	Horizontal	PASS
4	2390.01	40.61	-0.80	39.81	54.00	14.19	150	205	AV	Horizontal	PASS

Test Graph

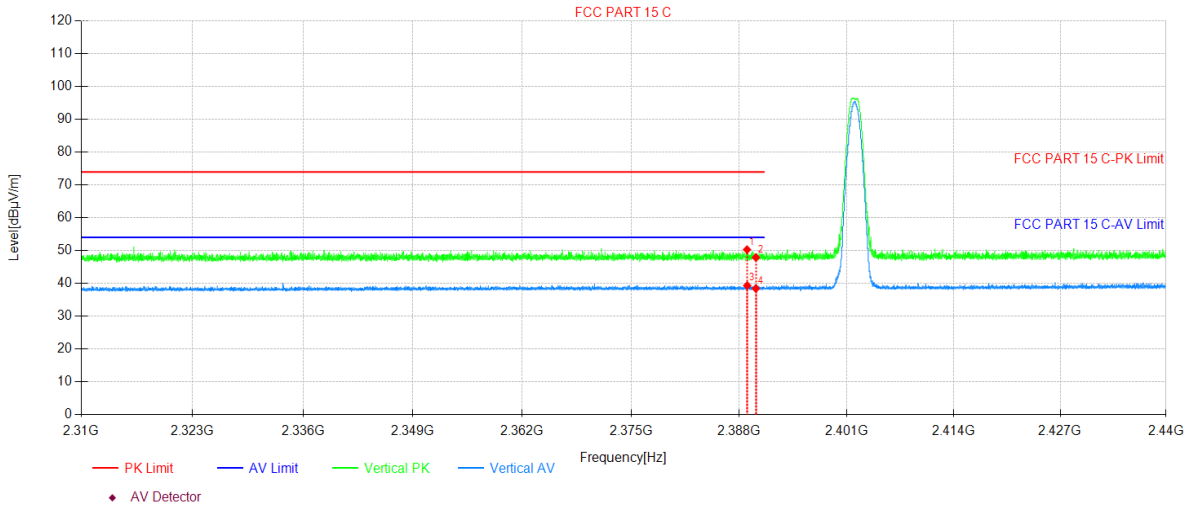

Data List											
NO.	Freq. [MHz]	Reading [dBµV]	Factor [dB/m]	Level [dBµV/m]	Limit [dBµV/m]	Margin [dB]	Height [cm]	Angle [°]	Detector	Polarity	Verdict
1	2388.943	51.09	-0.80	50.29	74.00	23.71	150	358	PK	Vertical	PASS
2	2390.01	48.71	-0.80	47.91	74.00	26.09	150	86	PK	Vertical	PASS
3	2388.969	40.12	-0.80	39.32	54.00	14.68	150	142	AV	Vertical	PASS
4	2390.01	39.22	-0.80	38.42	54.00	15.58	150	340	AV	Vertical	PASS

LE Code (S=8)_ Highest Channel:

Test Graph

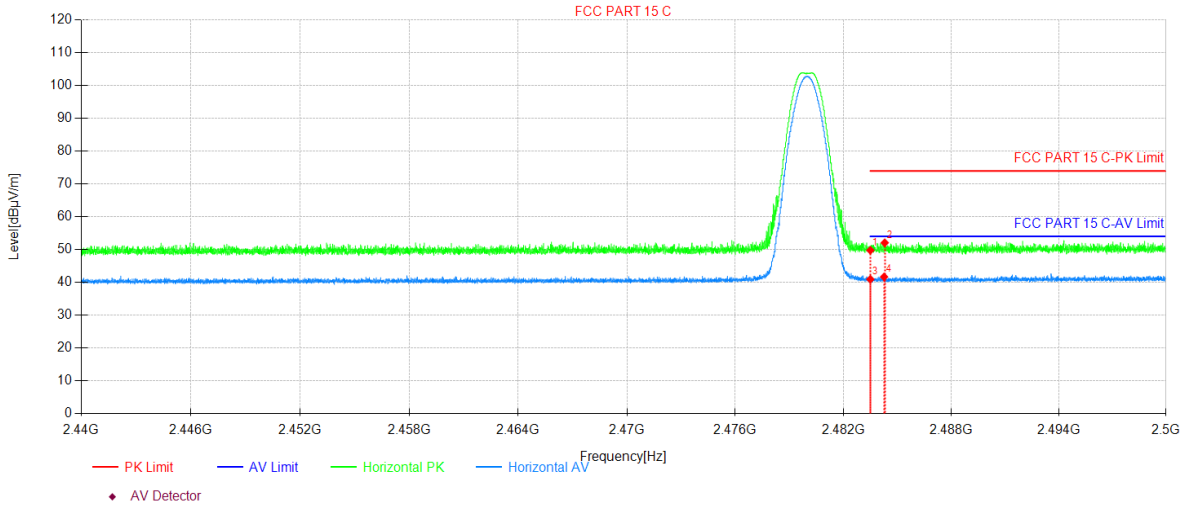

Data List											
NO.	Freq. [MHz]	Reading [dBµV]	Factor [dB/m]	Level [dBµV/m]	Limit [dBµV/m]	Margin [dB]	Height [cm]	Angle [°]	Detector	Polarity	Verdict
1	2483.504	50.06	-0.29	49.77	74.00	24.23	150	32	PK	Horizontal	PASS
2	2484.302	52.35	-0.28	52.07	74.00	21.93	150	44	PK	Horizontal	PASS
3	2483.504	41.22	-0.29	40.93	54.00	13.07	150	175	AV	Horizontal	PASS
4	2484.266	41.95	-0.28	41.67	54.00	12.33	150	44	AV	Horizontal	PASS

Test Graph

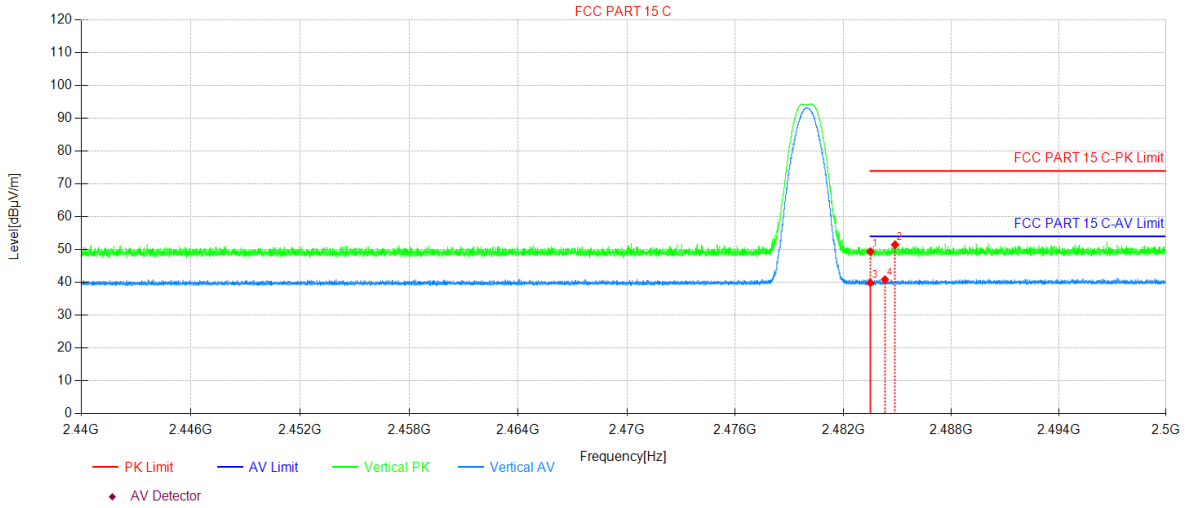

Data List											
NO.	Freq. [MHz]	Reading [dBµV]	Factor [dB/m]	Level [dBµV/m]	Limit [dBµV/m]	Margin [dB]	Height [cm]	Angle [°]	Detector	Polarity	Verdict
1	2483.504	49.70	-0.29	49.41	74.00	24.59	150	79	PK	Vertical	PASS
2	2484.878	51.77	-0.27	51.50	74.00	22.50	150	58	PK	Vertical	PASS
3	2483.504	40.13	-0.29	39.84	54.00	14.16	150	101	AV	Vertical	PASS
4	2484.314	41.12	-0.28	40.84	54.00	13.16	150	34	AV	Vertical	PASS

Remark:

1. Correct Factor = Antenna Factor + Cable Loss - Amplifier Gain, the value was added to Original Receiver Reading by the software automatically.
2. Result = Reading + Correct Factor.
3. Margin = Limit –Result
4. For Radiated Emission above 18GHz, there was not any unwanted emission detected.
5. The testing of Radiated Emissions was performed in Dongguan DN Testing Co., Ltd.

APPENDIX 1 PHOTOS OF TEST SETUP

See test photos attached in Appendix 1 for the actual connections between Product and support equipment.

APPENDIX 2 PHOTOS OF EUT CONSTRUCTIONAL DETAILS

Refer to Appendix 2 for EUT external and internal photos.

*** End of Report ***

The test report is effective only with both signature and specialized stamp. The result(s) shown in this report refer only to the sample(s) tested. Without written approval of UnionTrust, this report can't be reproduced except in full.