TEST REPORT

Applicant Name:	Grandstream Networks, Inc.
Address:	126 Brookline Ave., 3rd Floor Boston, MA 02215, USA
Report Number:	2401Z25490E-RF-00A
FCC ID:	YZZGWN7062ET

Test Standard (s)

FCC PART 15.407

Sample Description

Product Type:	Wi-Fi 6 Router with FXS Ports
Model No.:	GWN7062ET
Multiple Model(s) No.:	N/A
Trade Mark:	GRANDSTREAM
Date Received:	2024-11-29
Issue Date:	2025-02-25

Test Result:	Pass▲

▲ In the configuration tested, the EUT complied with the standards above.

Prepared and Checked By:

Ekko Wu
RF Engineer

Approved By:

Nancy Wang
RF Supervisor

Note: The information marked # is provided by the applicant, the laboratory is not responsible for its authenticity and this information can affect the validity of the result in the test report. Customer model name, addresses, names, trademarks etc. are included.

This report cannot be reproduced except in full, without prior written approval of the Company. Unless otherwise stated the results shown in this test report refer only to the sample(s) tested. This report is valid only with a valid digital signature. The digital signature may be available only under the Adobe software above version 7.0.
This report must not be used by the customer to claim product certification, approval, or endorsement by NVLAP or any agency of the U.S. Government.
This report may contain data that are not covered by the NVLAP accreditation and are marked with an asterisk "▼".

Bay Area Compliance Laboratories Corp. (Shenzhen)
5F(B-West) , 6F, 7F, the 3rd Phase of Wan Li Industrial Building D, Shihua Rd, FuTian Free Trade Zone, Shenzhen, China
Tel: +86-755-33320018 Fax: +86-755-33320008 www.baclcorp.com.cn

TABLE OF CONTENTS

DOCUMENT REVISION HISTORY **3**
GENERAL INFORMATION **4**
PRODUCT DESCRIPTION FOR EQUIPMENT UNDER TEST (EUT) 4
OBJECTIVE 4
TEST METHODOLOGY 4
MEASUREMENT UNCERTAINTY 5
TEST FACILITY 5
SYSTEM TEST CONFIGURATION **6**
SUMMARY OF TEST RESULTS **11**
TEST EQUIPMENT LIST **12**
REQUIREMENTS AND TEST PROCEDURES **14**
CONDUCTED EMISSIONS 14
UNDESIRABLE EMISSION 16
26 DB & 6DB EMISSION BANDWIDTH 20
CONDUCTED TRANSMITTER OUTPUT POWER 22
POWER SPECTRAL DENSITY 23
DUTY CYCLE 24
ANTENNA REQUIREMENT **25**
TEST DATA AND RESULTS **26**
CONDUCTED EMISSIONS 26
UNDESIRABLE EMISSION 29
RF CONDUCTED DATA 78
EMISSION BANDWIDTH 78
99% OCCUPIED BANDWIDTH 126
MAXIMUM CONDUCTED OUTPUT POWER 174
POWER SPECTRAL DENSITY 191
DUTY CYCLE 242
RF EXPOSURE EVALUATION **246**
EUT PHOTOGRAPHS **248**
TEST SETUP PHOTOGRAPHS **249**

DOCUMENT REVISION HISTORY

Revision Number	Report Number	Description of Revision	Date of Revision
0	2401Z25490E-RF-00A	Original Report	2025-02-25

GENERAL INFORMATION

Product Description for Equipment under Test (EUT)

Frequency Range	5150-5250MHz; 5250-5350MHz; 5470-5725MHz; 5725-5850MHz
Mode	802.11a/n20/n40/ac20/ac40/ac80/ac160/ax20/ax40/ax80/ax160
Maximum Conducted Average Output Power	5150-5250MHz: 24.54dBm; 5250-5350MHz: 21.43dBm 5470-5725MHz: 20.76dBm; 5725-5850MHz: 23.98dBm
Modulation Technique	OFDM, OFDMA
Antenna Specification#	ANT0 (Chain 0): 3.98dBi; ANT1 (Chain 1): 4.26dBi ANT2 (Chain 2): 3.41dBi (provided by the applicant)
Voltage Range	DC 12V from adapter
Sample serial number	2V3K-2 for Conducted and Radiated Emissions Test 2V3K-1 for RF Conducted Test (Assigned by BACL, Shenzhen)
Sample/EUT Status	Good condition
Adapter Information	Adapter 1 Model: DCT18W120150US-A0 Input: AC 100-240V, 50/60Hz, 0.7A, max. Output: DC 12.0V, 1.5A Adapter 2 Model: GLH1201500 Input: AC 100-240V, 50/60Hz, 0.5A Output: DC 12.0V, 1.5A, 18.0W Adapter 3 Model: TS-A018-120150AJ Input: AC 100-240V, 50/60Hz, 0.6A Output: DC 12.0V, 1.5A, 18.0W
Note: The EUT charged by three adapters, the worst case Adapter 1 was selected to test for AC line conducted and Adapter 2 was selected to test for radiated emission below 1GHz according to 2.4G Wi-Fi report test result.	

Objective

This test report is in accordance with Part 2-Subpart J, Part 15-Subparts A and E of the Federal Communication Commissions rules.

The tests were performed in order to determine compliance with FCC Part 15, Subpart E, section 15.203, 15.205, 15.207, 15.209 and 15.407 rules.

Test Methodology

All measurements contained in this report were conducted with ANSI C63.10-2013, American National Standard of Procedures for Compliance Testing of Unlicensed Wireless Devices. And KDB789033 D02 General U-NII Test Procedures New Rules v02r01.

All emissions measurement was performed at Bay Area Compliance Laboratories Corp. (Shenzhen). The radiated testing was performed at an antenna-to-EUT distance of 3 meters.

Each test item follows test standards and with no deviation.

Measurement Uncertainty

Parameter		Uncertainty
Occupied Channel Bandwidth		109.2kHz(k=2, 95% level of confidence)
RF Frequency		56.6Hz(k=2, 95% level of confidence)
RF output power, conducted		0.86dB(k=2, 95% level of confidence)
Power Spectral Density		0.90dB(k=2, 95% level of confidence)
Unwanted Emission, conducted		1.60dB(k=2, 95% level of confidence)
AC Power Lines Conducted Emissions	9kHz-150kHz	3.63dB(k=2, 95% level of confidence)
	150kHz-30MHz	3.66dB(k=2, 95% level of confidence)
Radiated Emissions	9kHz - 30MHz	3.60dB(k=2, 95% level of confidence)
	30MHz~200MHz (Horizontal)	5.32dB(k=2, 95% level of confidence)
	30MHz~200MHz (Vertical)	5.43dB(k=2, 95% level of confidence)
	200MHz~1000MHz (Horizontal)	5.77dB(k=2, 95% level of confidence)
	200MHz~1000MHz (Vertical)	5.73dB(k=2, 95% level of confidence)
	1GHz - 6GHz	5.34dB(k=2, 95% level of confidence)
	6GHz - 18GHz	5.40dB(k=2, 95% level of confidence)
	18GHz - 40GHz	5.64dB(k=2, 95% level of confidence)
Temperature		±1℃
Humidity		±1%
Supply voltages		±0.4%

Note: The extended uncertainty given in this report is obtained by combining the standard uncertainty times the coverage factor K with the 95% confidence interval. Otherwise required by the applicant or Product Regulations, Decision Rule in this report did not consider the uncertainty.

Test Facility

The Test site used by Bay Area Compliance Laboratories Corp. (Shenzhen) to collect test data is located on the 5F(B-West) , 6F, 7F, the 3rd Phase of Wan Li Industrial Building D, Shihua Rd, FuTian Free Trade Zone, Shenzhen, China.

The lab has been recognized as the FCC accredited lab under the KDB 974614 D01 and is listed in the FCC Public Access Link (PAL) database, FCC Registration No. : 715558, the FCC Designation No. : CN5045.

SYSTEM TEST CONFIGURATION

Description of Test Configuration

The system was configured for testing in an engineering mode, which was provided by manufacturer.

For 5150-5350MHz Band, 15 channels are provided to testing:

Channel	Frequency (MHz)	Channel	Frequency (MHz)
36	5180	52	5260
38	5190	54	5270
40	5200	56	5280
42	5210	58	5290
44	5220	60	5300
46	5230	62	5310
48	5240	64	5320
50	5250	/	/

For 802.11a/ac20/ax20 mode: channel 36, 40, 48 were tested for 5150-5250MHz band, channel 52, 56, 64 were tested for 5250-5350MHz band
For 802.11ac40/ax40 mode: channel 38, 46 were tested for 5150-5250MHz band, channel 54, 62 were tested for 5250-5350MHz band
For 802.11ac80/ax80 mode: channel 42 was tested for 5150-5250MHz band, channel 58 was tested for 5250-5350MHz band;
For 802.11ac160/ax160 mode: channel 50 was tested

For 5470-5725MHz Band, 21 channels are provided to testing:

Channel	Frequency (MHz)	Channel	Frequency (MHz)
100	5500	124	5620
102	5510	126	5630
104	5520	128	5640
106	5530	132	5660
108	5540	134	5670
110	5550	136	5680
112	5560	138	5690
116	5580	140	5700
118	5590	142	5710
120	5600	144	5720
122	5610	/	/

For 802.11a/ac20/ax20 mode: channel 100, 116, 140, 144 were tested;
For 802.11ac40/ax40 mode: channel 102, 110, 134, 142 were tested;
For 802.11ac80/ax80 mode, channel 106, 122, 138 was tested.

For 5725-5850MHz Band, 8 channels are provided to testing:

Channel	Frequency (MHz)	Channel	Frequency (MHz)
149	5745	157	5785
151	5755	159	5795
153	5765	161	5805
155	5775	165	5825

For 802.11a/ac20/ax20 mode: channel 149, 157, 165 were tested;
For 802.11ac40/ax40 mode: channel 151, 159 were tested;
For 802.11ac80/ax80 mode, channel 155 was tested

EUT Exercise Software

Exercise Software#	SecureCRT.exe				
5150 – 5250MHz:					
Mode	Data rate	ANT	**Power Level#**		
			Low Channel	Middle Channel	High Channel
802.11a	6Mbps	ANT0	20	20	20
		ANT1	20.5	20.5	20.5
		ANT2	20.5	20.5	20.5
802.11ac20	MCS0	ANT0/1/2	20.5	20.5	19.5
802.11ac40	MCS0	ANT0/1/2	18.5	/	18.5
802.11ac80	MCS0	ANT0/1/2	/	19	/
802.11ax20	MCS0	ANT0/1/2	19.5	19.5	19.5
802.11ax40	MCS0	ANT0/1/2	17.5	/	17.5
802.11ax80	MCS0	ANT0/1/2	/	18.5	/

5250 – 5350MHz:						
Mode	Data rate	ANT	TPC	**Power Level#**		
				Low Channel	Middle Channel	High Channel
802.11a	6Mbps	ANT0	P_H/P_L	20/13	20/13	20/13
		ANT1	P_H/P_L	20.5/13.5	20.5/13.5	20.5/13.5
		ANT2	P_H/P_L	20.5/13.5	20.5/13.5	20.5/13.5
802.11ac20	MCS0	ANT0/1/2	P_H/P_L	14/7	14/7	14/7
802.11ac40	MCS0	ANT0/1/2	P_H/P_L	16/9	/	16/9
802.11ac80	MCS0	ANT0/1/2	P_H/P_L	/	16.5/9.5	/
802.11ac160	MCS0	ANT0/1/2	P_H/P_L	/	18.5/11	/
802.11ax20	MCS0	ANT0/1/2	P_H/P_L	13/6	13/6	13/6
802.11ax40	MCS0	ANT0/1/2	P_H/P_L	15/8	/	15/8
802.11ax80	MCS0	ANT0/1/2	P_H/P_L	/	15/8	/
802.11ax160	MCS0	ANT0/1/2	P_H/P_L	/	18.5/11	/

5470 – 5725MHz:							
Mode	Data rate	ANT	TPC	**Power Level#**			
				Low Channel	Middle Channel	High Channel	Cross Channel
802.11a	6Mbps	ANT0	P_H/P_L	20.5/13.5	20.5/13.5	19/11.5	19/11.5
		ANT1	P_H/P_L	20.5/13.5	20.5/13.5	20.5/13.5	20.5/13.5
		ANT2	P_H/P_L	20.5/13.5	20.5/13.5	20.5/13.5	20.5/13.5
802.11ac20	MCS0	ANT0/1/2	P_H/P_L	14/7	14/7	14/7	14/7
802.11ac40	MCS0	ANT0/1/2	P_H/P_L	17/10	17/10	17/10	17/10
802.11ac80	MCS0	ANT0/1/2	P_H/P_L	17/10	/	17/10	17/10
802.11ac160	MCS0	ANT0/1/2	P_H/P_L	/	18/11	/	/
802.11ax20	MCS0	ANT0/1/2	P_H/P_L	14/7	14/7	14/7	14/7
802.11ax40	MCS0	ANT0/1/2	P_H/P_L	16/9	16/9	16/9	16/9
802.11ax80	MCS0	ANT0/1/2	P_H/P_L	16/9	/	16/9	16/9
802.11ax160	MCS0	ANT0/1/2	P_H/P_L	/	18/11	/	/

5725 – 5850MHz:					
Mode	Data rate	ANT	**Power Level#**		
			Low Channel	Middle Channel	High Channel
802.11a	6Mbps	ANT0	20.5	20.5	20.5
		ANT1	20.5	20.5	20.5
		ANT2	20.5	20.5	20.5
802.11ac20	MCS0	ANT0/1/2	20.5	20.5	20.5
802.11ac40	MCS0	ANT0/1/2	20.5	/	20.5
802.11ac80	MCS0	ANT0/1/2	/	20.5	/
802.11ax20	MCS0	ANT0/1/2	20.5	20.5	20.5
802.11ax40	MCS0	ANT0/1/2	20.5	/	20.5
802.11ax80	MCS0	ANT0/1/2	/	20.5	/

Note:
1. The worst-case data rates are determined to be as follows for each mode based upon inverstigation by measuring the average power, power and PSD across all data rates bandwidths, and modulations.
2. For 802.11a mode, the device supports SISO only.
3. For 802.11n/ac/ax mode, the device support SISO and MIMO, the MIMO mode support beamforming, the SISO/MIMO and beamforming/nonbeamforming modes have same parameter, which was declared by applicant. The MIMO/beamforming was the worst mode which was selected to test.
4. The n20/n40 mode was reduced test as identical parameter with ac20/ac40 mode.
5. For 802.11ax modes, the device not support partial RU mode.

Special Accessories

No special accessory.

Equipment Modifications

No modification was made to the EUT tested.

Support Equipment List and Details

Manufacturer	Description	Model	Serial Number
DELL	PC1	Latitude E6520	DL0ZCS1
GREATWALL	PC2	NF50AL	Unknown
TP-link	Dummy load	Unknown	TP4362M2GH
Fanvil	IP Phone 1	V66	Unknown
Fanvil	IP Phone 2	V66	Unknown
Sandisk	USB disk	Unknown	DS23657J

External I/O Cable

Cable Description	Length (m)	From Port	To
Unshielded Un-detachable AC cable	1.5	Receptacle	LISN/AC Mains
Unshielded Un-detachable DC cable	1.2	EUT	Adapter
Unshielded Detachable RJ45 cable	3.0	EUT	PC1
Unshielded Detachable RJ45 cable	3.0	EUT	PC2
Unshielded Detachable RJ45 cable	3.0	EUT	Dummy load
Unshielded Detachable RJ11 cable	3.0	EUT	IP Phone 1
Unshielded Detachable RJ11 cable	3.0	EUT	IP Phone 2

Block Diagram of Test Setup

For Conducted Emissions:

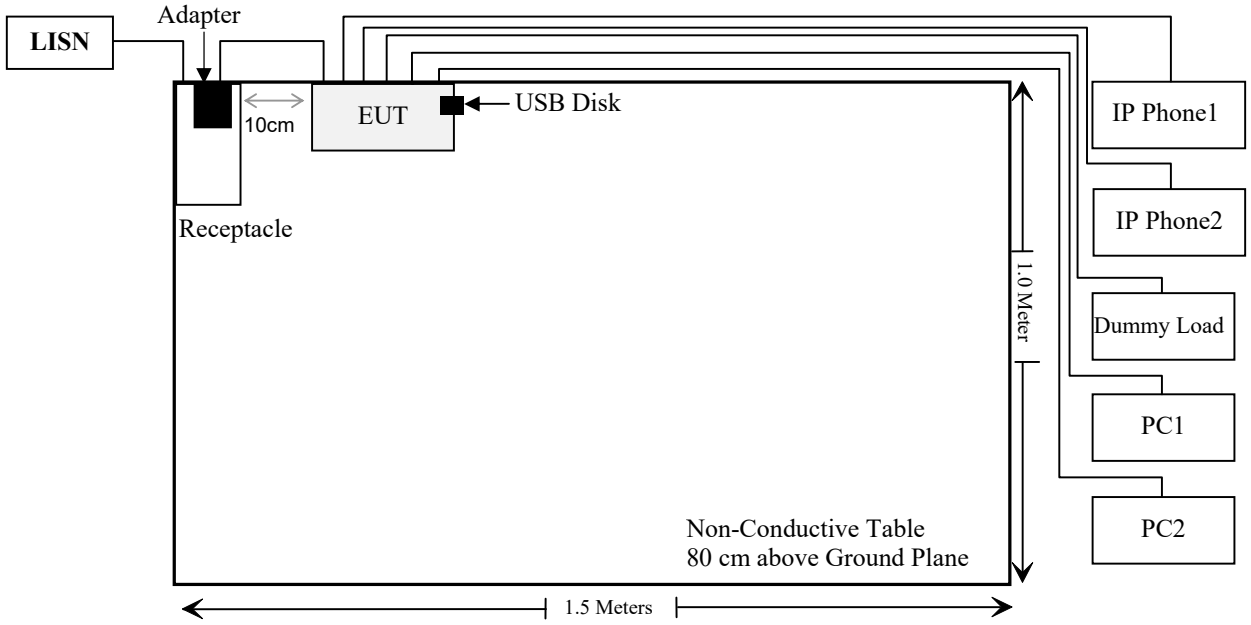

For Radiated Emissions below 1GHz:

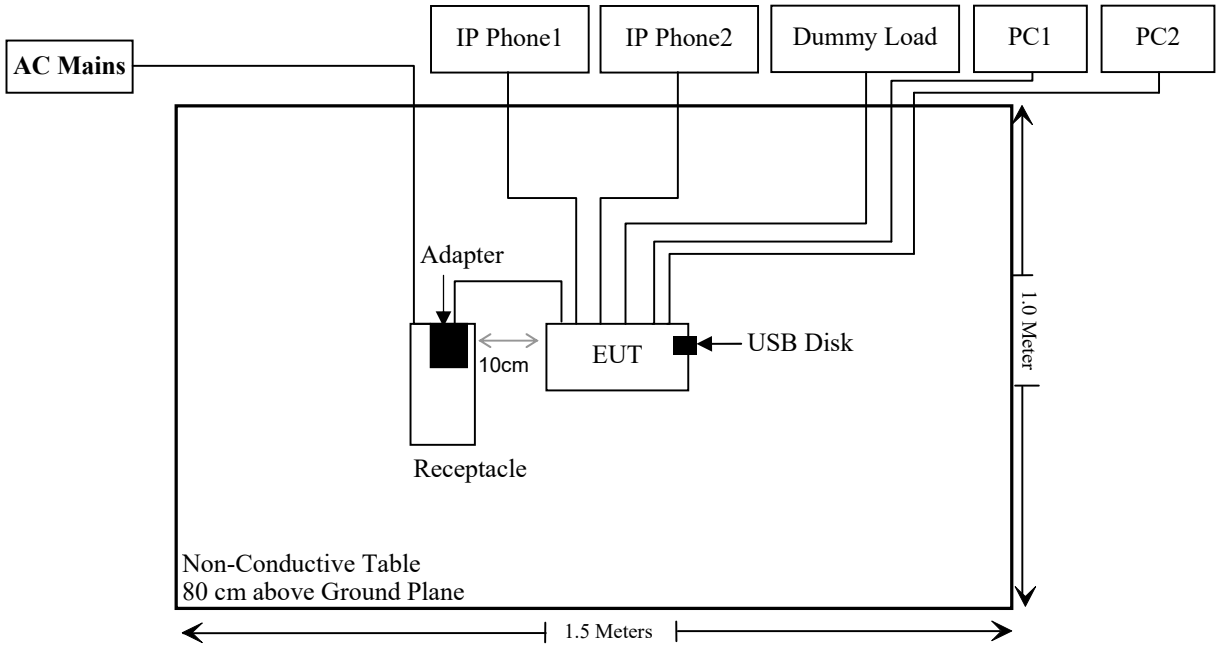

For Radiated Emissions above 1GHz:

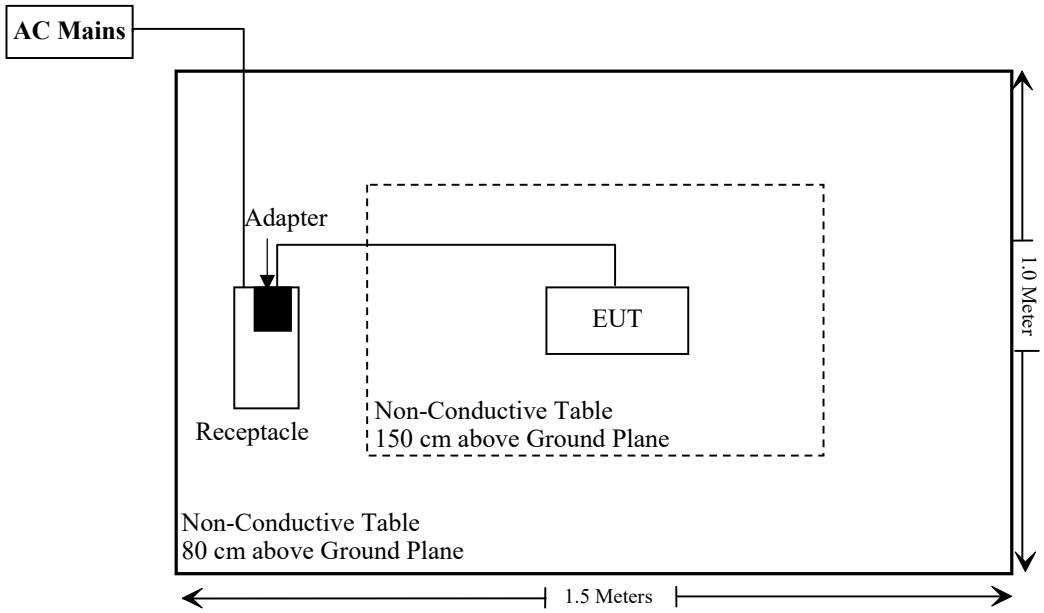

SUMMARY OF TEST RESULTS

FCC Rules	Description of Test	Result
§15.203	Antenna Requirement	Compliant
§15.407(b)(9)& §15.207(a)	Conducted Emissions	Compliant
§15.205& §15.209 &§15.407(b)	Undesirable Emission& Restricted Bands	Compliant
§15.407(a) (e)	26 dB Emission Bandwidth & 6dB Bandwidth	Compliant
§15.407(a)	Conducted Transmitter Output Power	Compliant
§15.407 (a)	Power Spectral Density	Compliant
§15.407 (h)	Transmit Power Control (TPC)	Compliant
§15.407 (h)	Dynamic Frequency Selection (DFS)	Compliant*
FCC §1.1310&§2.1091	Maximum Permissible Exposure (MPE)	Compliant

Compliant*: Please refer to the DFS report 2401Z25490E-RF-00C.

TEST EQUIPMENT LIST

Manufacturer	Description	Model	Serial Number	Calibration Date	Calibration Due Date
Conducted Emissions Test					
Rohde & Schwarz	EMI Test Receiver	ESCI	101120	2024/12/04	2025/12/03
Rohde & Schwarz	LISN	ENV216	101613	2024/12/04	2025/12/03
Rohde & Schwarz	Transient Limiter	ESH3Z2	DE25985	2024/05/21	2025/05/20
Unknown	CE Cable	Unknown	UF A210B-1-0720-504504	2024/05/21	2025/05/20
Audix	EMI Test software	E3	191218(V9)	NCR	NCR
Radiated Emissions Test					
Rohde & Schwarz	EMI Test Receiver	ESR3	102455	2024/12/04	2025/12/03
Sonoma instrument	Pre-amplifier	310 N	186238	2024/05/21	2025/05/20
Sunol Sciences	Broadband Antenna	JB1	A040904-1	2023/07/20	2026/07/19
Unknown	Cable	Chamber A Cable 1	N/A	2024/06/18	2025/06/17
Unknown	Cable	XH500C	J-10M-A	2024/06/18	2025/06/17
BACL	Active Loop Antenna	1313-1A	4031911	2024/05/14	2027/05/13
Unknown	Cable	2Y194	0735	2024/12/04	2025/12/03
Unknown	Cable	PNG214	1354	2024/12/04	2025/12/03
Audix	EMI Test software	E3	19821b(V9)	NCR	NCR
Rohde & Schwarz	Spectrum Analyzer	FSV40	101605	2024/03/27	2025/03/26
A.H.System	Preamplifier	PAM-0118P	489	2024/11/15	2025/11/14
Schwarzbeck	Horn Antenna	BBHA9120D(1201)	1143	2023/07/26	2026/07/25
Unknown	RF Cable	KMSE	735	2024/12/06	2025/12/05
Unknown	RF Cable	UFA147	219661	2024/12/06	2025/12/05
Unknown	RF Cable	XH750A-N	J-10M	2024/12/06	2025/12/05
JD	Filter Switch Unit	DT7220FSU	DS79906	2024/09/09	2025/09/08
JD	Multiplex Switch Test Control Set	DT7220SCU	DS79903	2024/09/09	2025/09/08
A.H.System	Pre-amplifier	PAM-1840VH	190	2024/06/18	2025/06/17
Electro-Mechanics Co	Horn Antenna	3116	9510-2270	2023/09/18	2026/09/17
UTIFLEX	RF Cable	NO. 13	232308-001	2024/12/18	2025/12/17
Audix	EMI Test software	E3	191218(V9)	NCR	NCR

Manufacturer	Description	Model	Serial Number	Calibration Date	Calibration Due Date
RF Conducted Test					
ANRITSU	Microwave peak power sensor	MA24418A	12622	2024/05/21	2025/05/20
Spectrum Analyzer	FSV40-N	102259	2024/12/04	2025/12/03	2025/12/03
MARCONI	10dB Attenuator	6534/3	2942	2024/06/27	2025/06/26

*** Statement of Traceability:** Bay Area Compliance Laboratories Corp. (Shenzhen) attests that all calibrations have been performed in accordance to requirements that traceable to National Primary Standards and International System of Units (SI).

REQUIREMENTS AND TEST PROCEDURES

Conducted Emissions

Applicable Standard

FCC §15.207

EUT Setup

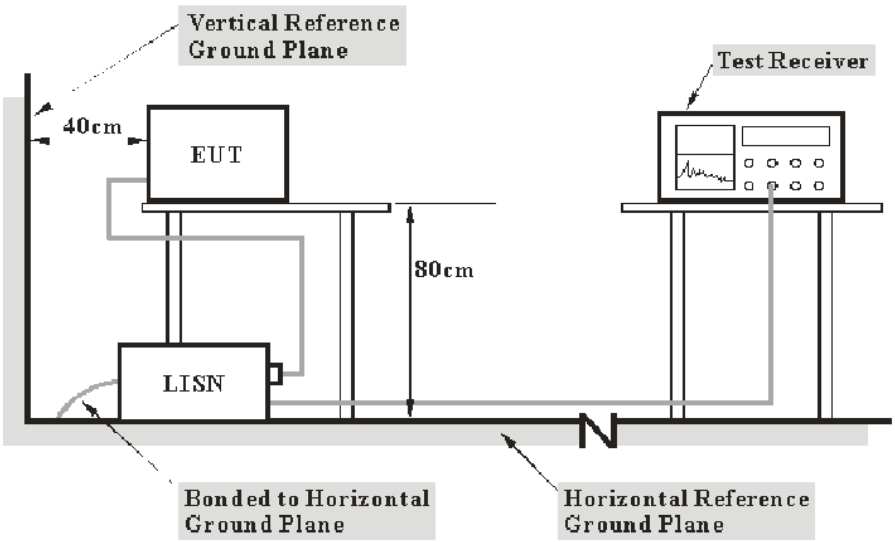

Note: 1. Support units were connected to second LISN.
2. Both of LISNs (AMN) 80 cm from EUT and at the least 80 cm from other units and other metal planes support units.

The setup of EUT is according with per ANSI C63.10-2013 measurement procedure. The specification used was with the FCC Part 15.207 limits.

The spacing between the peripherals was 10 cm.

EMI Test Receiver Setup

The EMI test receiver was set to investigate the spectrum from 150 kHz to 30 MHz.

During the conducted emission test, the EMI test receiver was set with the following configurations:

Frequency Range	IF B/W
150 kHz – 30 MHz	9 kHz

Test Procedure

During the conducted emission test, the adapter was connected to the LISN.

Maximizing procedure was performed on the six (6) highest emissions of the EUT.

All data was recorded in the Quasi-peak and Average detection mode.

Factor & Over Limit Calculation

The factor is calculated by adding LISN VDF (Voltage Division Factor) and Cable Loss. The basic equation is as follows:

Factor = LISN VDF + Cable Loss

The "**Over limit**" column of the following data tables indicates the degree of compliance with the applicable limit. For example, an Over limit of -7 dB means the emission is 7 dB below the limit. The equation for calculation is as follows:

Over Limit = Level – Limit
Level = Read Level + Factor

Note: The term "cable loss" refers to the combination of a cable and a 10dB transient limiter (attenuator).

Undesirable Emission

Applicable Standard

FCC §15.407 (b); §15.209; §15.205;

(b) Undesirable emission limits. Except as shown in paragraph (b)(7) of this section, the maximum emissions outside of the frequency bands of operation shall be attenuated in accordance with the following limits:
(1) For transmitters operating in the 5.15-5.25 GHz band: All emissions outside of the 5.15-5.35 GHz band shall not exceed an e.i.r.p. of −27 dBm/MHz.
(2) For transmitters operating in the 5.25-5.35 GHz band: All emissions outside of the 5.15-5.35 GHz band shall not exceed an e.i.r.p. of −27 dBm/MHz.
(3) For transmitters operating in the 5.47-5.725 GHz band: All emissions outside of the 5.47-5.725 GHz band shall not exceed an e.i.r.p. of −27 dBm/MHz.
(4) For transmitters operating in the 5.725-5.85 GHz band:
(i) All emissions shall be limited to a level of −27 dBm/MHz at 75 MHz or more above or below the band edge increasing linearly to 10 dBm/MHz at 25 MHz above or below the band edge, and from 25 MHz above or below the band edge increasing linearly to a level of 15.6 dBm/MHz at 5 MHz above or below the band edge, and from 5 MHz above or below the band edge increasing linearly to a level of 27 dBm/MHz at the band edge.

Unwanted emissions below 1 GHz must comply with the general field strength limits set forth in §15.209.

EUT Setup

9 kHz-30MHz:

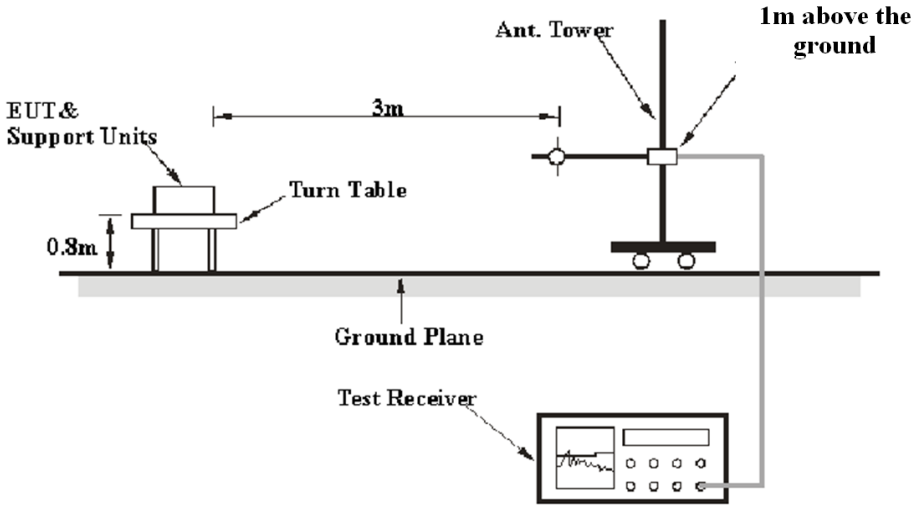

30MHz-1GHz:

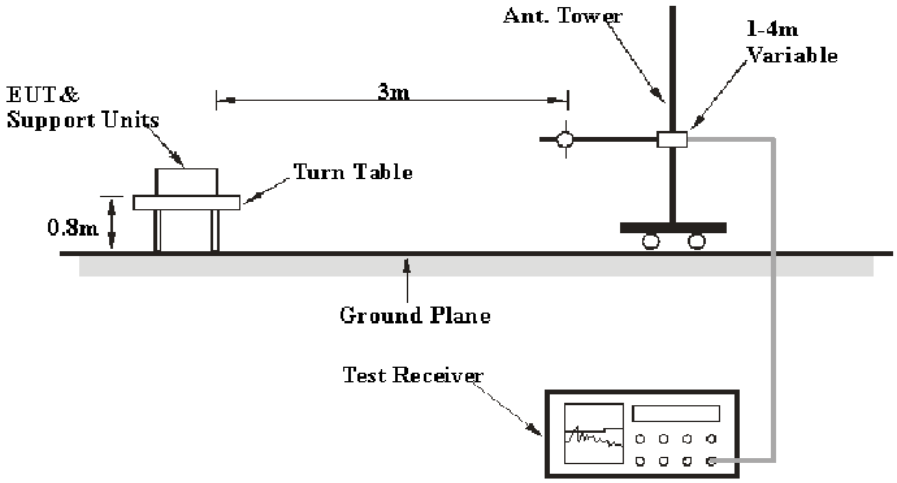

Above 1 GHz:

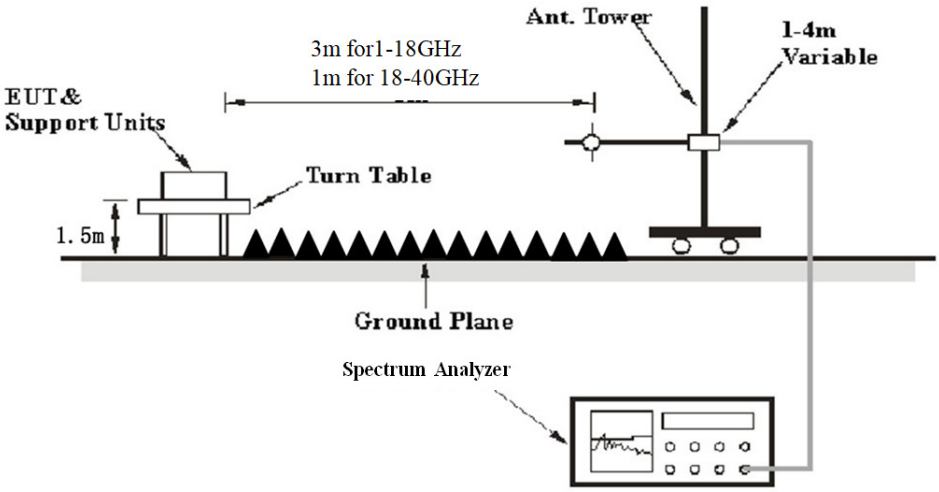

The setup of EUT is according with per ANSI C63.10-2013 measurement procedure. The specification used was with the FCC 15.209 and FCC 15.407 limits.

The external I/O cables were draped along the test table and formed a bundle 30 to 40 cm long in the middle.

EMI Test Receiver & Spectrum Analyzer Setup

The system was investigated from 9 kHz to 40 GHz.

During the radiated emission test, the EMI test receiver & Spectrum Analyzer Setup were set with the following configurations:

9 kHz-1GHz:

Frequency Range	RBW	Video B/W	IF B/W	Measurement
9 kHz – 150 kHz	/	/	200 Hz	QP
	300 Hz	1 kHz	/	PK
150 kHz – 30 MHz	/	/	9 kHz	QP
	10 kHz	30 kHz	/	PK
30 MHz – 1000 MHz	/	/	120 kHz	QP
	100 kHz	300 kHz	/	PK

1-40GHz:

Pre-scan

Measurement	Duty cycle	RBW	Video B/W
PK	Any	1MHz	3 MHz
AV	>98%	1MHz	5 kHz
	<98%	1MHz	≥1/Ton

Final measurement for emission identified during pre-scan

Measurement	Duty cycle	RBW	Video B/W
PK	Any	1MHz	3 MHz
AV	>98%	1MHz	10 Hz
	<98%	1MHz	≥1/Ton

Note: Ton is minimum transmission duration

If the maximized peak measured value complies with under the QP/Average limit more than 6dB, then it is unnecessary to perform an QP/Average measurement.

Test Procedure

Radiated Spurious Emission

During the radiated emission test, the adapter was connected to the AC floor outlet.

Maximizing procedure was performed on the highest emissions to ensure that the EUT complied with all the installation combinations.

All final data was recorded in Quasi-peak detection mode except for the frequency bands 9–90 kHz, 110–490 kHz and above 1000 MHz, average detection modes for frequency bands 9–90 kHz and 110–490 kHz, peak and average detection modes for frequencies above 1 GHz.

For 9 kHz-30MHz, the report shall list the six emissions with the smallest margin relative to the limit, for each of the three antenna orientations (parallel, perpendicular, and ground-parallel) unless the margin is greater than 20 dB.

According to ANSI C63.10-2013,9.4: For field strength measurements made at other than the distance at which the applicable limit is specified, extrapolate the measured field strength to the field strength at the distance specified by the limit using an inverse distance correction factor (20 dB/decade of distance). In some cases, a different distance correction factor may be required;

$$E_{\mathrm{SpecLimit}} = E_{\mathrm{Meas}} + 20\log\left(\frac{d_{\mathrm{Meas}}}{d_{\mathrm{SpecLimit}}}\right)$$

where

$E_{\mathrm{SpecLimit}}$	is the field strength of the emission at the distance specified by the limit, in dBμV/m
E_{Meas}	is the field strength of the emission at the measurement distance, in dBμV/m
d_{Meas}	is the measurement distance, in m
$d_{\mathrm{SpecLimit}}$	is the distance specified by the limit, in m

So the extrapolation factor of 1m is 20*log(1/3)= -9.5 dB, for 18-40GHz range, the limit of 1m distance was added by 9.5dB from limit of 3m to compared with the result measurement at 1m distance.

Factor & Over Limit/Margin Calculation

The Factor is calculated by adding the Antenna Factor and Cable Loss, and subtracting the Amplifier Gain. The basic equation is as follows:

Factor = Antenna Factor + Cable Loss - Amplifier Gain

The "**Over Limit/Margin**" column of the following data tables indicates the degree of compliance with the applicable limit. For example, an Over Limit/margin of -7dB means the emission is 7dB below the limit. The equation for calculation is as follows:

Over Limit = Level – Limit; Margin = Limit–Corrected Amplitude
Level / Corrected Amplitude = Read Level + Factor

26 dB & 6dB Emission Bandwidth

Applicable Standard

The maximum power spectral density is measured as a conducted emission by direct connection of a calibrated test instrument to the equipment under test. If the device cannot be connected directly, alternative techniques acceptable to the Commission may be used. Measurements in the 5.725-5.85 GHz band are made over a reference bandwidth of 500 kHz or the 26 dB emission bandwidth of the device, whichever is less. Measurements in the 5.15-5.25 GHz, 5.25-5.35 GHz, and the 5.47-5.725 GHz bands are made over a bandwidth of 1 MHz or the 26 dB emission bandwidth of the device, whichever is less. A narrower resolution bandwidth can be used, provided that the measured power is integrated over the full reference bandwidth.

Within the 5.725-5.850 GHz, the minimum 6 dB bandwidth of U-NII devices shall be at least 500 kHz.

Test Procedure

According to KDB789033 D02 section II.C and section II.D

1. Emission Bandwidth (EBW)
a) Set RBW = approximately 1% of the emission bandwidth.
b) Set the VBW > RBW.
c) Detector = Peak.
d) Trace mode = max hold.
e) Measure the maximum width of the emission that is 26 dB down from the maximum of the emission. Compare this with the RBW setting of the analyzer. Readjust RBW and repeat measurement as needed until the RBW/EBW ratio is approximately 1%.

2. Minimum Emission Bandwidth for the band 5.725-5.85 GHz
Section 15.407(e) specifies the minimum 6 dB emission bandwidth of at least 500 KHz for the band 5.725-5.85 GHz. The following procedure shall be used for measuring this bandwidth:
a) Set RBW = 100 kHz.
b) Set the video bandwidth (VBW) ≥ 3 × RBW.
c) Detector = Peak.
d) Trace mode = max hold.
e) Sweep = auto couple.
f) Allow the trace to stabilize.
g) Measure the maximum width of the emission that is constrained by the frequencies associated with the two outermost amplitude points (upper and lower frequencies) that are attenuated by 6 dB relative to the maximum level measured in the fundamental emission.

3. 99% Occupied Bandwidth:

According to ANSI C63.10-2013 Section 12.4.2&6.9.3

The occupied bandwidth is the frequency bandwidth such that, below its lower and above its upper frequency limits, the mean powers are each equal to 0.5% of the total mean power of the given emission. The following procedure shall be used for measuring 99% power bandwidth:
a) The instrument center frequency is set to the nominal EUT channel center frequency. The frequency span for the spectrum analyzer shall be between 1.5 times and 5.0 times the OBW.
b) The nominal IF filter bandwidth (3 dB RBW) shall be in the range of 1% to 5% of the OBW, and VBW shall be approximately three times the RBW, unless otherwise specified by the applicable requirement.

c) Set the reference level of the instrument as required, keeping the signal from exceeding the maximum input mixer level for linear operation. In general, the peak of the spectral envelope shall be more than [10 log (OBW/RBW)] below the reference level. Specific guidance is given in 4.1.5.2.
d) Step a) through step c) might require iteration to adjust within the specified range.
e) Video averaging is not permitted. Where practical, a sample detection and single sweep mode shall be used. Otherwise, peak detection and max hold mode (until the trace stabilizes) shall be used.
f) Use the 99% power bandwidth function of the instrument (if available) and report the measured bandwidth.
g) If the instrument does not have a 99% power bandwidth function, then the trace data points are recovered and directly summed in linear power terms. The recovered amplitude data points, beginning at the lowest frequency, are placed in a running sum until 0.5% of the total is reached; that frequency is recorded as the lower frequency. The process is repeated until 99.5% of the total is reached; that frequency is recorded as the upper frequency. The 99% power bandwidth is the difference between these two frequencies.
h) The occupied bandwidth shall be reported by providing plot(s) of the measuring instrument display; the plot axes and the scale units per division shall be clearly labeled. Tabular data may be reported in addition to the plot(s).

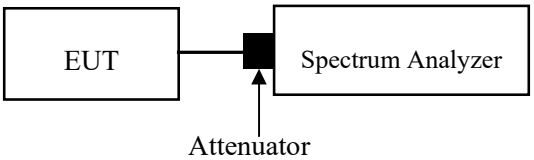

Conducted Transmitter Output Power

Applicable Standard

For an indoor access point operating in the band 5.15-5.25 GHz, the maximum conducted output power over the frequency band of operation shall not exceed 1 W provided the maximum antenna gain does not exceed 6 dBi. In addition, the maximum power spectral density shall not exceed 17 dBm in any 1 megahertz band. If transmitting antennas of directional gain greater than 6 dBi are used, both the maximum conducted output power and the maximum power spectral density shall be reduced by the amount in dB that the directional gain of the antenna exceeds 6 dBi.

For the 5.25-5.35 GHz and 5.47-5.725 GHz bands, the maximum conducted output power over the frequency bands of operation shall not exceed the lesser of 250 mW or 11 dBm + 10 log B, where B is the 26 dB emission bandwidth in megahertz. In addition, the maximum power spectral density shall not exceed 11 dBm in any 1 megahertz band. If transmitting antennas of directional gain greater than 6 dBi are used, both the maximum conducted output power and the maximum power spectral density shall be reduced by the amount in dB that the directional gain of the antenna exceeds 6 dBi.

Transmit power control (TPC). U-NII devices operating in the 5.25-5.35 GHz band and the 5.47-5.725 GHz band shall employ a TPC mechanism. The U-NII device is required to have the capability to operate at least 6 dB below the mean EIRP value of 30 dBm. A TPC mechanism is not required for systems with an e.i.r.p. of less than 500 mW.

For the band 5.725-5.85 GHz, the maximum conducted output power over the frequency band of operation shall not exceed 1 W. In addition, the maximum power spectral density shall not exceed 30 dBm in any 500-kHz band. If transmitting antennas of directional gain greater than 6 dBi are used, both the maximum conducted output power and the maximum power spectral density shall be reduced by the amount in dB that the directional gain of the antenna exceeds 6 dBi. However, fixed point-to-point U-NII devices operating in this band may employ transmitting antennas with directional gain greater than 6 dBi without any corresponding reduction in transmitter conducted power. Fixed, point-to-point operations exclude the use of point-to-multipoint systems, omnidirectional applications, and multiple collocated transmitters transmitting the same information. The operator of the U-NII device, or if the equipment is professionally installed, the installer, is responsible for ensuring that systems employing high gain directional antennas are used exclusively for fixed, point-to-point operations.

Test Procedure

According to KDB 789033 D02 General UNII Test Procedures New Rules v02r01 Method PM-G should be applied

a. Place the EUT on a bench and set it in transmitting mode.
b. Remove the antenna from the EUT and then connect a low loss RF cable from the antenna port to one test equipment.

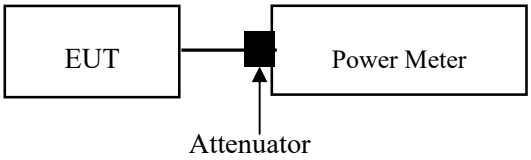

Note: A short RF cable with low cable loss connected to the EUT antenna port,which was provided by client or lab, the cable loss was add with offset into test equipment, the total offset consists of attenuator and/or RF cable and/or power splitter loss

Power Spectral Density

For an indoor access point operating in the band 5.15-5.25 GHz, the maximum conducted output power over the frequency band of operation shall not exceed 1 W provided the maximum antenna gain does not exceed 6 dBi. In addition, the maximum power spectral density shall not exceed 17 dBm in any 1 megahertz band. If transmitting antennas of directional gain greater than 6 dBi are used, both the maximum conducted output power and the maximum power spectral density shall be reduced by the amount in dB that the directional gain of the antenna exceeds 6 dBi.

For the 5.25-5.35 GHz and 5.47-5.725 GHz bands, the maximum conducted output power over the frequency bands of operation shall not exceed the lesser of 250 mW or 11 dBm + 10 log B, where B is the 26 dB emission bandwidth in megahertz. In addition, the maximum power spectral density shall not exceed 11 dBm in any 1 megahertz band. If transmitting antennas of directional gain greater than 6 dBi are used, both the maximum conducted output power and the maximum power spectral density shall be reduced by the amount in dB that the directional gain of the antenna exceeds 6 dBi.

For the band 5.725-5.85 GHz, the maximum conducted output power over the frequency band of operation shall not exceed 1 W. In addition, the maximum power spectral density shall not exceed 30 dBm in any 500-kHz band. If transmitting antennas of directional gain greater than 6 dBi are used, both the maximum conducted output power and the maximum power spectral density shall be reduced by the amount in dB that the directional gain of the antenna exceeds 6 dBi. However, fixed point-to-point U-NII devices operating in this band may employ transmitting antennas with directional gain greater than 6 dBi without any corresponding reduction in transmitter conducted power. Fixed, point-to-point operations exclude the use of point-to-multipoint systems, omnidirectional applications, and multiple collocated transmitters transmitting the same information. The operator of the U-NII device, or if the equipment is professionally installed, the installer, is responsible for ensuring that systems employing high gain directional antennas are used exclusively for fixed, point-to-point operations.

Test Procedure

According to KDB 789033 D02 General UNII Test Procedures New Rules v02r01

Duty cycle ≥98%

KDB 789033 D02 General UNII Test Procedures New Rules v02r01 Method SA-1 should be applied.

Duty cycle <98%, duty cycle variations are less than ±2%

KDB 789033 D02 General UNII Test Procedures New Rules v02r01 Method SA-2 should be applied.

Duty cycle <98%, duty cycle variations exceed ±2%

KDB 789033 D02 General UNII Test Procedures New Rules v02r01 Method SA-3 should be applied.

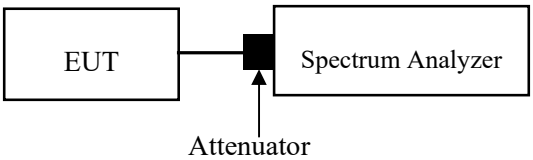

Note: A short RF cable with low cable loss connected to the EUT antenna port,which was provided by client or lab, the cable loss was add with offset into test equipment, the total offset consists of attenuator and/or RF cable and/or power splitter loss

Duty Cycle

Test Procedure

According to ANSI C63.10-2013 Section 12.2

The zero-span mode on a spectrum analyzer or EMI receiver if the response time and spacing between bins on the sweep are sufficient to permit accurate measurements of the ON and OFF times of the transmitted signal:
1) Set the center frequency of the instrument to the center frequency of the transmission.
2) Set RBW ≥ OBW if possible; otherwise, set RBW to the largest available value.
3) Set VBW ≥ RBW. Set detector = peak or average.
4) The zero-span measurement method shall not be used unless both RBW and VBW are > 50/T and the number of sweep points across duration T exceeds 100. (For example, if VBW and/or RBW are limited to 3 MHz, then the zero-span method of measuring the duty cycle shall not be used if T ≤ 16.7 μs.)

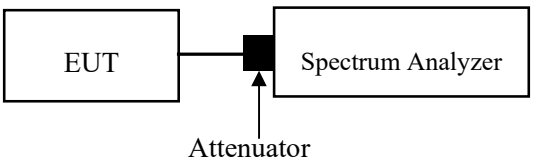

ANTENNA REQUIREMENT

Applicable Standard

According to FCC § 15.203, an intentional radiator shall be designed to ensure that no antenna other than that furnished by the responsible party shall be used with the device. The use of a permanently attached antenna or of an antenna that uses a unique coupling to the intentional radiator shall be considered sufficient to comply with the provisions of this Section. The manufacturer may design the unit so that a broken antenna can be replaced by the user, but the use of a standard antenna jack or electrical connector is prohibited.

Further, this requirement does not apply to intentional radiators that must be professionally installed, such as perimeter protection systems and some field disturbance sensors, or to other intentional radiators which, in accordance with § 15.31(d), must be measured at the installation site. However, the installer shall be responsible for ensuring that the proper antenna is employed so that the limits in this part are not exceeded.

Antenna Connector Construction

The EUT has three internal antennas arrangement, which were permanently attached, the antenna gain# is 3.98dBi for ANT0, 4.26dBi for ANT1 and 3.41dBi for ANT2, fulfill the requirement of this section. Please refer to the EUT photos.

Result: Compliant

TEST DATA AND RESULTS

Conducted Emissions

Temperature (°C)	22.5	**Relative Humidity (%)**	45
ATM Pressure (kPa)	101.5	**Test engineer**	Macy Shi
Test date	2024/12/25		
EUT operation mode	Transmitting (Maximum output power mode, 802.11ac20 5200MHz)		

AC 120V 60 Hz, Line Adapter1

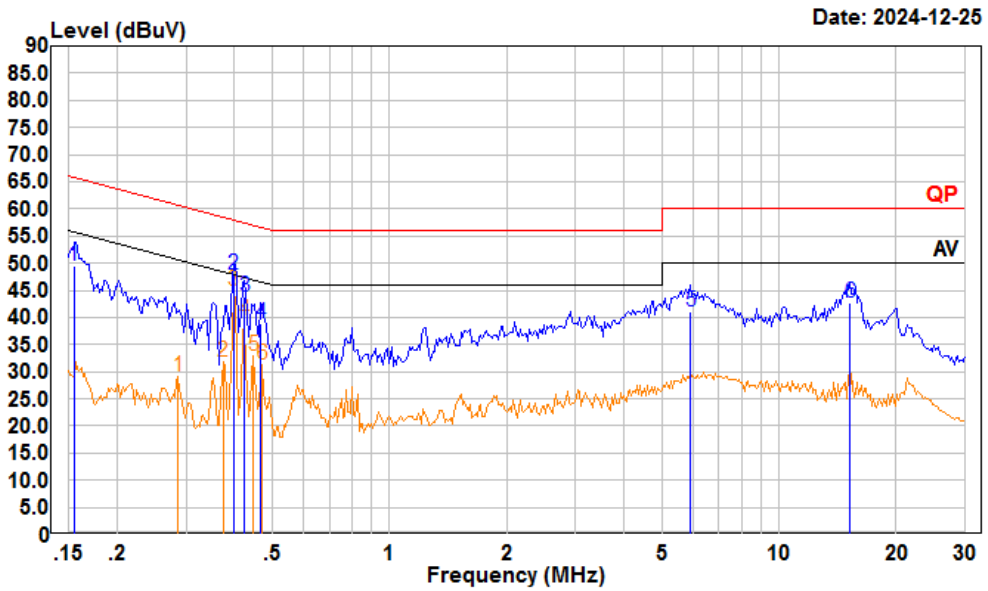

Trace: 1

Condition: Line
Project : 2401Z25490E-RF
tester : Macy.shi Note:Transmitting
Setting : RBW:9kHz VBW:Auto SWT:Auto

	Freq	Read Level	Level	LISN Factor	Cable Loss	Limit Line	Over Limit	Remark
	MHz	dBuV	dBuV	dB	dB	dBuV	dB	
1	0.155	28.40	49.41	10.89	10.12	65.74	-16.33	QP
2	0.398	27.10	47.78	10.58	10.10	57.90	-10.12	QP
3	0.424	23.10	43.76	10.55	10.11	57.37	-13.61	QP
4	0.466	18.20	38.85	10.52	10.13	56.58	-17.73	QP
5	5.929	20.51	41.13	10.44	10.18	60.00	-18.87	QP
6	15.226	21.79	42.63	10.62	10.22	60.00	-17.37	QP

	Freq	Read Level	Level	LISN Factor	Cable Loss	Limit Line	Over Limit	Remark
	MHz	dBuV	dBuV	dB	dB	dBuV	dB	
1	0.286	8.32	29.10	10.68	10.10	50.63	-21.53	Average
2	0.373	11.19	31.90	10.60	10.11	48.43	-16.53	Average
3	0.398	24.23	44.91	10.58	10.10	47.90	-2.99	Average
4	0.424	18.66	39.32	10.55	10.11	47.37	-8.05	Average
5	0.447	12.24	32.90	10.54	10.12	46.93	-14.03	Average
6	0.471	10.71	31.36	10.52	10.13	46.49	-15.13	Average

AC 120V 60 Hz, Neutral Adapter1

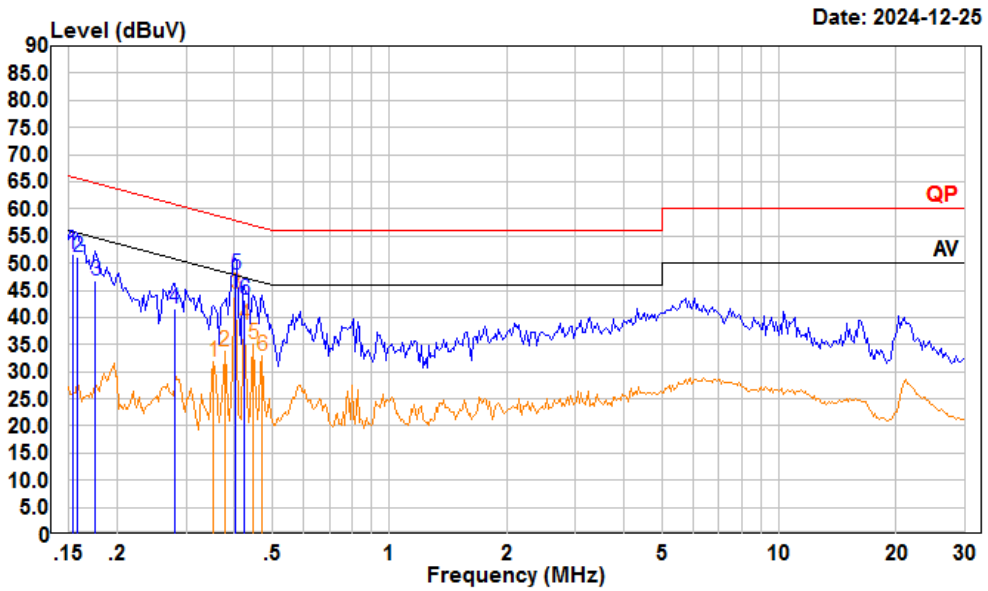

Trace: 1

Condition: Neutral
Project : 2401Z25490E-RF
tester : Macy.shi Note:Transmitting
Setting : RBW:9kHz VBW:Auto SWT:Auto

	Freq	Read Level	Level	LISN Factor	Cable Loss	Limit Line	Over Limit	Remark
	MHz	dBuV	dBuV	dB	dB	dBuV	dB	
1	0.153	31.06	51.78	10.59	10.13	65.82	-14.04	QP
2	0.158	30.40	51.08	10.56	10.12	65.56	-14.48	QP
3	0.176	26.20	46.79	10.49	10.10	64.68	-17.89	QP
4	0.280	21.00	41.61	10.51	10.10	60.81	-19.20	QP
5	0.402	27.20	47.93	10.63	10.10	57.81	-9.88	QP
6	0.424	22.40	43.16	10.65	10.11	57.37	-14.21	QP

	Freq	Read Level	Level	LISN Factor	Cable Loss	Limit Line	Over Limit	Remark
	MHz	dBuV	dBuV	dB	dB	dBuV	dB	
1	0.354	11.03	31.74	10.59	10.12	48.87	-17.13	Average
2	0.377	13.12	33.84	10.61	10.11	48.34	-14.50	Average
3	0.402	23.67	44.40	10.63	10.10	47.81	-3.41	Average
4	0.424	17.82	38.58	10.65	10.11	47.37	-8.79	Average
5	0.447	14.29	35.07	10.66	10.12	46.93	-11.86	Average
6	0.471	11.98	32.79	10.68	10.13	46.49	-13.70	Average

Undesirable Emission

Temperature (°C)	24~24.5	**Relative Humidity (%)**	42~54
ATM Pressure (kPa):	101~101.2	**Test engineer:**	Jack Liu&Dylan Yang
Test date:	2024/12/26~2025/1/21		
EUT operation mode:	Below 1GHz: Transmitting (Maximum output power mode, 802.11ac20 5200MHz) Above 1GHz: Transmitting		
Note:	1. For the radiated spurious emission below 30MHz, only the worst case (parallel) was recorded. 2. When the test result of peak was less than the limit of QP/Average more than 6dB, just peak value were recorded. 3. After pre-scan in the X, Y and Z axes of orientation, the worst case z-axis of orientation were recorded.		

Below 1GHz:

9kHz-150kHz

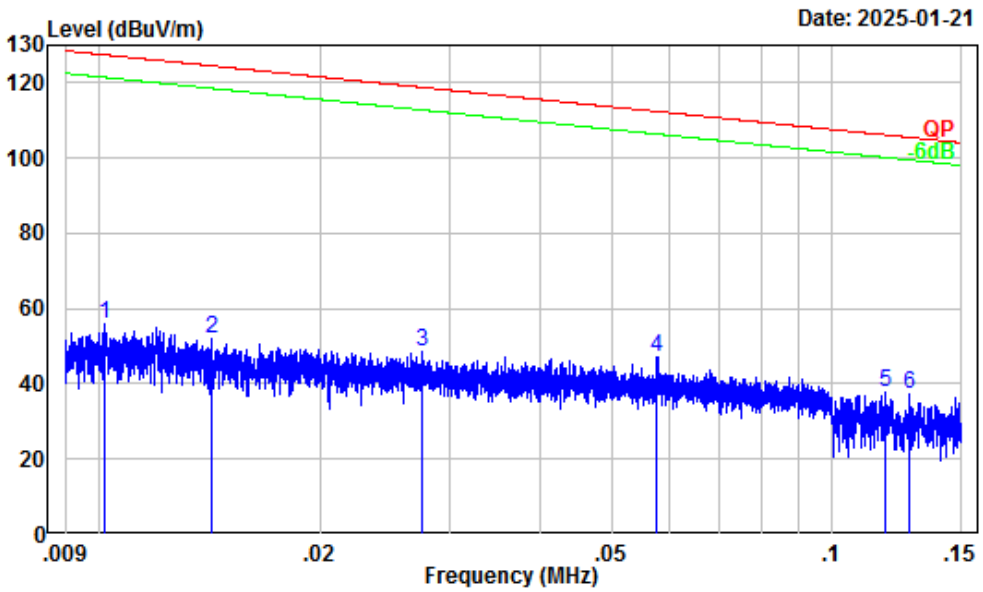

Site : Chamber A
Condition : 3m
Project Number : 2401Z25490E-RF
Test Mode : Transmitting
Detector: Peak RBW/VBW: 0.3/1kHz
Tester : Jack Liu

	Freq	Factor	Read Level	Level	Limit Line	Over Limit	Remark
	MHz	dB/m	dBuV	dBuV/m	dBuV/m	dB	
1	0.01	32.27	23.42	55.69	127.45	-71.76	Peak
2	0.01	31.50	20.61	52.11	124.55	-72.44	Peak
3	0.03	28.97	19.49	48.46	118.81	-70.35	Peak
4	0.06	25.64	21.58	47.22	112.39	-65.17	Peak
5	0.12	20.95	16.75	37.70	106.18	-68.48	Peak
6	0.13	20.38	16.85	37.23	105.49	-68.26	Peak

150kHz-30MHz

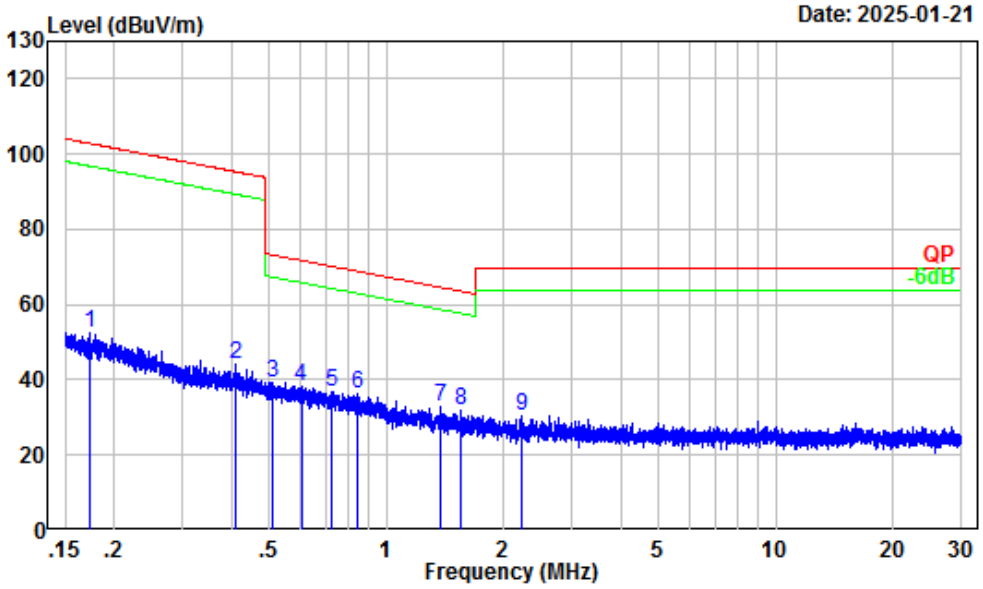

Site : Chamber A
Condition : 3m
Project Number : 2401Z25490E-RF
Test Mode : Transmitting
Detector: Peak RBW/VBW: 10/30kHz
Tester : Jack Liu

	Freq	Factor	Read Level	Level	Limit Line	Over Limit	Remark
	MHz	dB/m	dBuV	dBuV/m	dBuV/m	dB	
1	0.17	17.67	34.66	52.33	102.82	-50.49	Peak
2	0.41	8.10	36.00	44.10	95.34	-51.24	Peak
3	0.51	6.24	33.22	39.46	73.39	-33.93	Peak
4	0.61	5.10	33.13	38.23	71.93	-33.70	Peak
5	0.72	3.64	33.22	36.86	70.34	-33.48	Peak
6	0.84	2.38	33.88	36.26	68.99	-32.73	Peak
7	1.38	0.14	32.93	33.07	64.62	-31.55	Peak
8	1.56	-0.37	32.09	31.72	63.52	-31.80	Peak
9	2.23	-1.73	32.33	30.60	69.54	-38.94	Peak

30MHz-1GHz_Horizontal

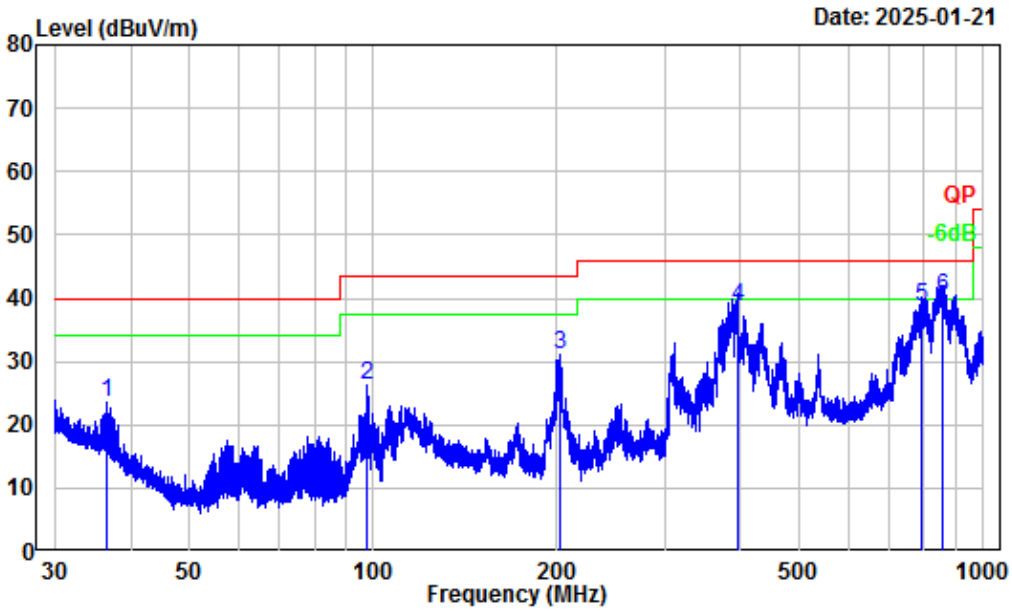

Site : Chamber A
Condition : 3m Horizontal
Project Number : 2401Z25490E-RF
Test Mode : Transmitting
Detector: Peak RBW/VBW: 100/300kHz
Detector: QP RBW : 120kHz
Tester : Jack Liu

	Freq	Factor	Read Level	Level	Limit Line	Over Limit	Remark
	MHz	dB/m	dBuV	dBuV/m	dBuV/m	dB	
1	36.53	-9.90	33.52	23.62	40.00	-16.38	Peak
2	97.63	-16.62	42.80	26.18	43.50	-17.32	Peak
3	202.10	-13.22	44.25	31.03	43.50	-12.47	Peak
4	395.55	-8.62	47.30	38.68	46.00	-7.32	QP
5	794.09	-2.24	40.99	38.75	46.00	-7.25	QP
6	858.15	-1.66	41.70	40.04	46.00	-5.96	QP

30MHz-1GHz_Vertical

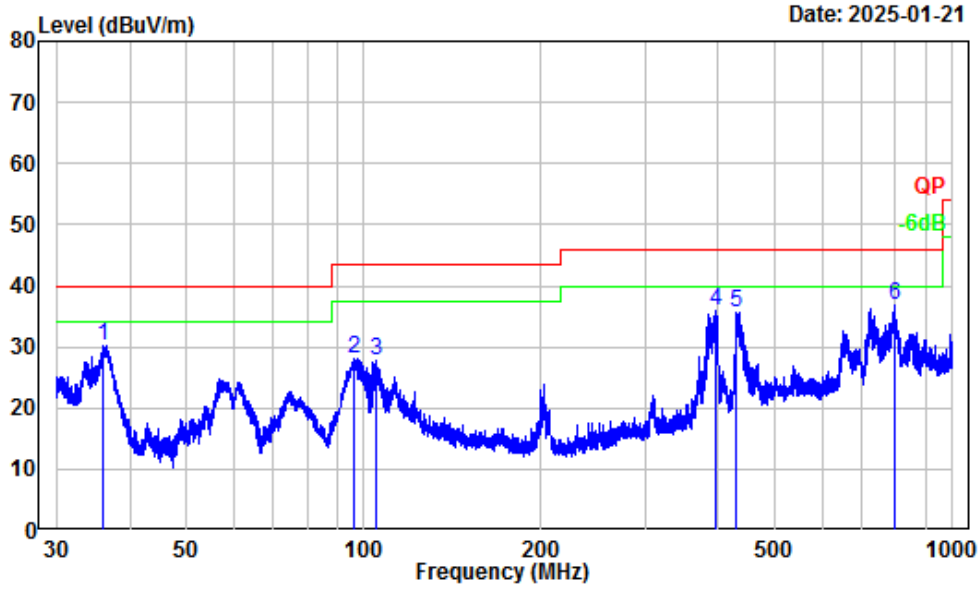

Site : Chamber A
Condition : 3m Vertical
Project Number : 2401Z25490E-RF
Test Mode : Transmitting
Detector: Peak RBW/VBW: 100/300kHz
Tester : Jack Liu

	Freq	Factor	Read Level	Level	Limit Line	Over Limit	Remark
	MHz	dB/m	dBuV	dBuV/m	dBuV/m	dB	
1	36.13	-9.58	39.72	30.14	40.00	-9.86	Peak
2	96.27	-16.97	45.02	28.05	43.50	-15.45	Peak
3	105.00	-14.44	42.26	27.82	43.50	-15.68	Peak
4	395.72	-8.61	44.64	36.03	46.00	-9.97	Peak
5	429.90	-7.81	43.51	35.70	46.00	-10.30	Peak
6	796.53	-2.22	38.92	36.70	46.00	-9.30	Peak

Above 1GHz:

5150-5250 MHz:

Frequency (MHz)	Reading (dBµV)	PK/Ave	Polar (H/V)	Factor (dB/m)	Corrected Amplitude (dBµV/m)	Limit (dBµV/m)	Margin (dB)
802.11a ANT0							
5180MHz							
5150	66.53	PK	H	-7.45	59.08	74	-14.92
5150	53.13	AV	H	-7.45	45.68	54	-8.32
5150	79.62	PK	V	-7.45	72.17	74	-1.83
5150	53.31	AV	V	-7.45	45.86	54	-8.14
10360	53.85	PK	H	2.53	56.38	68.2	-11.82
10360	51.72	PK	V	2.53	54.25	68.2	-13.95
5200MHz							
10400	54.59	PK	H	2.55	57.14	68.2	-11.06
10400	52.84	PK	V	2.55	55.39	68.2	-12.81
5240MHz							
5350	66.61	PK	H	-6.74	59.87	74	-14.13
5350	54.06	AV	H	-6.74	47.32	54	-6.68
5350	67.09	PK	V	-6.74	60.35	74	-13.65
5350	53.35	AV	V	-6.74	46.61	54	-7.39
10480	53.99	PK	H	2.25	56.24	68.2	-11.96
10480	52.10	PK	V	2.25	54.35	68.2	-13.85
802.11a ANT1							
5180MHz							
5150	65.71	PK	H	-7.45	58.26	74	-15.74
5150	53.70	AV	H	-7.45	46.25	54	-7.75
5150	79.72	PK	V	-7.45	72.27	74	-1.73
5150	53.41	AV	V	-7.45	45.96	54	-8.04
10360	54.05	PK	H	2.53	56.58	68.2	-11.62
10360	52.15	PK	V	2.53	54.68	68.2	-13.52
5200MHz							
10400	55.03	PK	H	2.55	57.58	68.2	-10.62
10400	53.20	PK	V	2.55	55.75	68.2	-12.45
5240MHz							
5350	66.09	PK	H	-6.74	59.35	74	-14.65
5350	53.05	AV	H	-6.74	46.31	54	-7.69
5350	66.35	PK	V	-6.74	59.61	74	-14.39
5350	53.38	AV	V	-6.74	46.64	54	-7.36
10480	55.10	PK	H	2.25	57.35	68.2	-10.85
10480	54.00	PK	V	2.25	56.25	68.2	-11.95

Frequency (MHz)	Reading (dBµV)	PK/Ave	Polar (H/V)	Factor (dB/m)	Corrected Amplitude (dBµV/m)	Limit (dBµV/m)	Margin (dB)
802.11a ANT2							
5180MHz							
5150	79.56	PK	H	-7.45	72.11	74	-1.89
5150	53.54	AV	H	-7.45	46.09	54	-7.91
5150	66.57	PK	V	-7.45	59.12	74	-14.88
5150	53.73	AV	V	-7.45	46.28	54	-7.72
10360	54.03	PK	H	2.53	56.56	68.2	-11.64
10360	52.91	PK	V	2.53	55.44	68.2	-12.76
5200MHz							
10400	54.58	PK	H	2.55	57.13	68.2	-11.07
10400	53.34	PK	V	2.55	55.89	68.2	-12.31
5240MHz							
5350	66.00	PK	H	-6.74	59.26	74	-14.74
5350	53.96	AV	H	-6.74	47.22	54	-6.78
5350	65.10	PK	V	-6.74	58.36	74	-15.64
5350	53.06	AV	V	-6.74	46.32	54	-7.68
10480	54.50	PK	H	2.25	56.75	68.2	-11.45
10480	53.98	PK	V	2.25	56.23	68.2	-11.97
802.11ac20							
5180MHz							
5150	75.09	PK	H	-7.45	67.64	74	-6.36
5150	53.14	AV	H	-7.45	45.69	54	-8.31
5150	79.72	PK	V	-7.45	72.27	74	-1.73
5150	57.22	AV	V	-7.45	49.77	54	-4.23
10360	54.71	PK	H	2.53	57.24	68.2	-10.96
10360	52.72	PK	V	2.53	55.25	68.2	-12.95
5200MHz							
10400	55.30	PK	H	2.55	57.85	68.2	-10.35
10400	52.03	PK	V	2.55	54.58	68.2	-13.62
5240MHz							
5350	65.95	PK	H	-6.74	59.21	74	-14.79
5350	53.48	AV	H	-6.74	46.74	54	-7.26
5350	65.35	PK	V	-6.74	58.61	74	-15.39
5350	54.06	AV	V	-6.74	47.32	54	-6.68
10480	54.00	PK	H	2.25	56.25	68.2	-11.95
10480	54.44	PK	V	2.25	56.69	68.2	-11.51

Frequency (MHz)	Reading (dBµV)	PK/Ave	Polar (H/V)	Factor (dB/m)	Corrected Amplitude (dBµV/m)	Limit (dBµV/m)	Margin (dB)
802.11ac40							
5190MHz							
5150	71.90	PK	H	-7.45	64.45	74	-9.55
5150	53.35	AV	H	-7.45	45.90	54	-8.10
5150	79.50	PK	V	-7.45	72.05	74	-1.95
5150	57.83	AV	V	-7.45	50.38	54	-3.62
10380	54.71	PK	H	2.54	57.25	68.2	-10.95
10380	52.71	PK	V	2.54	55.25	68.2	-12.95
5230MHz							
5350	66.59	PK	H	-6.74	59.85	74	-14.15
5350	53.30	AV	H	-6.74	46.56	54	-7.44
5350	65.59	PK	V	-6.74	58.85	74	-15.15
5350	54.38	AV	V	-6.74	47.64	54	-6.36
10460	54.04	PK	H	2.32	56.36	68.2	-11.84
10460	52.26	PK	V	2.32	54.58	68.2	-13.62
802.11ac80							
5210MHz							
5150	72.85	PK	H	-7.45	65.40	74	-8.60
5150	52.93	AV	H	-7.45	45.48	54	-8.52
5150	80.04	PK	V	-7.45	72.59	74	-1.41
5150	57.68	AV	V	-7.45	50.23	54	-3.77
5350	65.98	PK	H	-6.74	59.24	74	-14.76
5350	52.89	AV	H	-6.74	46.15	54	-7.85
5350	66.35	PK	V	-6.74	59.61	74	-14.39
5350	53.90	AV	V	-6.74	47.16	54	-6.84
10420	54.50	PK	H	2.48	56.98	68.2	-11.22
10420	51.88	PK	V	2.48	54.36	68.2	-13.84

Frequency (MHz)	Reading (dBµV)	PK/Ave	Polar (H/V)	Factor (dB/m)	Corrected Amplitude (dBµV/m)	Limit (dBµV/m)	Margin (dB)
802.11ax20							
5180MHz							
5150	71.72	PK	H	-7.45	64.27	74	-9.73
5150	55.76	AV	H	-7.45	48.31	54	-5.69
5150	80.07	PK	V	-7.45	72.62	74	-1.38
5150	55.26	AV	V	-7.45	47.81	54	-6.19
10360	57.48	PK	H	2.53	60.01	68.2	-8.19
10360	59.17	PK	V	2.53	61.70	68.2	-6.50
5200MHz							
10400	56.26	PK	H	2.55	58.81	68.2	-9.39
10400	53.69	PK	V	2.55	56.24	68.2	-11.96
5240MHz							
5350	67.98	PK	H	-6.74	61.24	74	-12.76
5350	55.05	AV	H	-6.74	48.31	54	-5.69
5350	68.28	PK	V	-6.74	61.54	74	-12.46
5350	54.08	AV	V	-6.74	47.34	54	-6.66
10480	55.00	PK	H	2.25	57.25	68.2	-10.95
10480	54.11	PK	V	2.25	56.36	68.2	-11.84

Frequency (MHz)	Reading (dBµV)	PK/Ave	Polar (H/V)	Factor (dB/m)	Corrected Amplitude (dBµV/m)	Limit (dBµV/m)	Margin (dB)
802.11ax40							
5190MHz							
5150	72.36	PK	H	-7.45	64.91	74	-9.09
5150	54.30	AV	H	-7.45	46.85	54	-7.15
5150	80.13	PK	V	-7.45	72.68	74	-1.32
5150	57.26	AV	V	-7.45	49.81	54	-4.19
10380	55.82	PK	H	2.54	58.36	68.2	-9.84
10380	54.14	PK	V	2.54	56.68	68.2	-11.52
5230MHz							
5350	66.98	PK	H	-6.74	60.24	74	-13.76
5350	55.95	AV	H	-6.74	49.21	54	-4.79
5350	66.06	PK	V	-6.74	59.32	74	-14.68
5350	54.98	AV	V	-6.74	48.24	54	-5.76
10460	54.04	PK	H	2.32	56.36	68.2	-11.84
10460	52.26	PK	V	2.32	54.58	68.2	-13.62
802.11ax80							
5210MHz							
5150	71.20	PK	H	-7.45	63.75	74	-10.25
5150	56.00	AV	H	-7.45	48.55	54	-5.45
5150	78.39	PK	V	-7.45	70.94	74	-3.06
5150	59.85	AV	V	-7.45	52.40	54	-1.60
5350	68.88	PK	H	-6.74	62.14	74	-11.86
5350	56.21	AV	H	-6.74	49.47	54	-4.53
5350	67.18	PK	V	-6.74	60.44	74	-13.56
5350	56.41	AV	V	-6.74	49.67	54	-4.33
10420	55.88	PK	H	2.48	58.36	68.2	-9.84
10420	52.90	PK	V	2.48	55.38	68.2	-12.82

5250-5350MHz:

Frequency (MHz)	Reading (dBµV)	PK/Ave	Polar (H/V)	Factor (dB/m)	Corrected Amplitude (dBµV/m)	Limit (dBµV/m)	Margin (dB)
802.11a ANT0							
5260MHz							
5150	68.60	PK	H	-7.45	61.15	74	-12.85
5150	55.39	AV	H	-7.45	47.94	54	-6.06
5150	69.30	PK	V	-7.45	61.85	74	-12.15
5150	54.31	AV	V	-7.45	46.86	54	-7.14
10520	53.40	PK	H	2.18	55.58	68.20	-12.62
10520	52.18	PK	V	2.18	54.36	68.20	-13.84
5280MHz							
10560	54.17	PK	H	2.18	56.35	68.20	-11.85
10560	53.50	PK	V	2.18	55.68	68.20	-12.52
5320MHz							
5350	69.17	PK	H	-6.74	62.43	74	-11.57
5350	54.00	AV	H	-6.74	47.26	54	-6.74
5350	78.83	PK	V	-6.74	72.09	74	-1.91
5350	56.20	AV	V	-6.74	49.46	54	-4.54
10640	53.06	PK	H	2.59	55.65	74.00	-18.35
10640	40.99	AV	H	2.59	43.58	54.00	-10.42
10640	53.80	PK	V	2.59	56.39	74.00	-17.61
10640	41.97	AV	V	2.59	44.56	54.00	-9.44

Frequency (MHz)	Reading (dBµV)	PK/Ave	Polar (H/V)	Factor (dB/m)	Corrected Amplitude (dBµV/m)	Limit (dBµV/m)	Margin (dB)
802.11a ANT1							
5260MHz							
5150	67.47	PK	H	-7.45	60.02	74	-13.98
5150	54.32	AV	H	-7.45	46.87	54	-7.13
5150	67.96	PK	V	-7.45	60.51	74	-13.49
5150	53.82	AV	V	-7.45	46.37	54	-7.63
10520	55.17	PK	H	2.18	57.35	68.20	-10.85
10520	53.50	PK	V	2.18	55.68	68.20	-12.52
5280MHz							
10560	52.23	PK	H	2.18	54.41	68.20	-13.79
10560	53.91	PK	V	2.18	56.09	68.20	-12.11
5320MHz							
5350	67.75	PK	H	-6.74	61.01	74	-12.99
5350	53.11	AV	H	-6.74	46.37	54	-7.63
5350	79.70	PK	V	-6.74	72.96	74	-1.04
5350	56.64	AV	V	-6.74	49.9	54	-4.10
10640	56.48	PK	H	2.59	59.07	74.00	-14.93
10640	44.77	AV	H	2.59	47.36	54.00	-6.64
10640	58.74	PK	V	2.59	61.33	74.00	-12.67
10640	46.50	AV	V	2.59	49.09	54.00	-4.91

Frequency (MHz)	Reading (dBµV)	PK/Ave	Polar (H/V)	Factor (dB/m)	Corrected Amplitude (dBµV/m)	Limit (dBµV/m)	Margin (dB)
802.11a ANT2							
5260MHz							
5150	68.53	PK	H	-7.45	61.08	74	-12.92
5150	54.31	AV	H	-7.45	46.86	54	-7.14
5150	69.43	PK	V	-7.45	61.98	74	-12.02
5150	54.82	AV	V	-7.45	47.37	54	-6.63
10520	54.42	PK	H	2.18	56.60	68.20	-11.60
10520	54.35	PK	V	2.18	56.53	68.20	-11.67
5280MHz							
10560	55.37	PK	H	2.18	57.55	68.20	-10.65
10560	54.63	PK	V	2.18	56.81	68.20	-11.39
5320MHz							
5350	78.77	PK	H	-6.74	72.03	74	-1.97
5350	56.63	AV	H	-6.74	49.89	54	-4.11
5350	70.82	PK	V	-6.74	64.08	74	-9.92
5350	53.39	AV	V	-6.74	46.65	54	-7.35
10640	54.95	PK	H	2.59	57.54	74.00	-16.46
10640	42.56	AV	H	2.59	45.15	54.00	-8.85
10640	53.84	PK	V	2.59	56.43	74.00	-17.57
10640	41.59	AV	V	2.59	44.18	54.00	-9.82

Frequency (MHz)	Reading (dBµV)	PK/Ave	Polar (H/V)	Factor (dB/m)	Corrected Amplitude (dBµV/m)	Limit (dBµV/m)	Margin (dB)
802.11ac20							
5260MHz							
5150	68.43	PK	H	-7.45	60.98	74	-13.02
5150	54.11	AV	H	-7.45	46.66	54	-7.34
5150	67.50	PK	V	-7.45	60.05	74	-13.95
5150	53.52	AV	V	-7.45	46.07	54	-7.93
10520	51.91	PK	H	2.18	54.09	68.20	-14.11
10520	52.31	PK	V	2.18	54.49	68.20	-13.71
5280MHz							
10560	52.77	PK	H	2.18	54.95	68.20	-13.25
10560	53.60	PK	V	2.18	55.78	68.20	-12.42
5320MHz							
5350	72.91	PK	H	-6.74	66.17	74	-7.83
5350	54.68	AV	H	-6.74	47.94	54	-6.06
5350	78.95	PK	V	-6.74	72.21	74	-1.79
5350	56.48	AV	V	-6.74	49.74	54	-4.26
10640	55.58	PK	H	2.59	58.17	74.00	-15.83
10640	43.56	AV	H	2.59	46.15	54.00	-7.85
10640	56.52	PK	V	2.59	59.11	74.00	-14.89
10640	44.87	AV	V	2.59	47.46	54.00	-6.54

Frequency (MHz)	Reading (dBµV)	PK/Ave	Polar (H/V)	Factor (dB/m)	Corrected Amplitude (dBµV/m)	Limit (dBµV/m)	Margin (dB)
802.11ac40							
5270MHz							
5150	67.30	PK	H	-7.45	59.85	74	-14.15
5150	52.82	AV	H	-7.45	45.37	54	-8.63
5150	66.57	PK	V	-7.45	59.12	74	-14.88
5150	53.14	AV	V	-7.45	45.69	54	-8.31
10540	54.69	PK	H	2.18	56.87	68.20	-11.33
10540	52.18	PK	V	2.18	54.36	68.20	-13.84
5310MHz							
5350	72.73	PK	H	-6.74	65.99	74	-8.01
5350	54.72	AV	H	-6.74	47.98	54	-6.02
5350	79.65	PK	V	-6.74	72.91	74	-1.09
5350	57.90	AV	V	-6.74	51.16	54	-2.84
10620	52.46	PK	H	2.37	54.83	74.00	-19.17
10620	40.66	AV	H	2.37	43.03	54.00	-10.97
10620	53.27	PK	V	2.37	55.64	74.00	-18.36
10620	41.28	AV	V	2.37	43.65	54.00	-10.35
802.11ac80							
5290MHz							
5150	66.53	PK	H	-7.45	59.08	74	-14.92
5150	53.36	AV	H	-7.45	45.91	54	-8.09
5150	67.13	PK	V	-7.45	59.68	74	-14.32
5150	53.33	AV	V	-7.45	45.88	54	-8.12
5350	75.24	PK	H	-6.74	68.5	74	-5.50
5350	53.29	AV	H	-6.74	46.55	54	-7.45
5350	78.93	PK	V	-6.74	72.19	74	-1.81
5350	57.33	AV	V	-6.74	50.59	54	-3.41
10580	53.96	PK	H	2.18	56.14	68.20	-12.06
10580	53.37	PK	V	2.18	55.55	68.20	-12.65

Frequency (MHz)	Reading (dBµV)	PK/Ave	Polar (H/V)	Factor (dB/m)	Corrected Amplitude (dBµV/m)	Limit (dBµV/m)	Margin (dB)
802.11ac160							
5250MHz							
5150	80.06	PK	H	-7.45	72.61	74	-1.39
5150	57.98	AV	H	-7.45	50.53	54	-3.47
5150	75.71	PK	V	-7.45	68.26	74	-5.74
5150	54.57	AV	V	-7.45	47.12	54	-6.88
5350	77.93	PK	H	-6.74	71.19	74	-2.81
5350	57.36	AV	H	-6.74	50.62	54	-3.38
5350	73.22	PK	V	-6.74	66.48	74	-7.52
5350	54.05	AV	V	-6.74	47.31	54	-6.69
10500	55.05	PK	H	2.18	57.23	68.2	-10.97
10500	53.50	PK	V	2.18	55.68	68.2	-12.52

Frequency (MHz)	Reading (dBµV)	PK/Ave	Polar (H/V)	Factor (dB/m)	Corrected Amplitude (dBµV/m)	Limit (dBµV/m)	Margin (dB)
802.11ax20							
5260MHz							
5150	67.52	PK	H	-7.45	60.07	74	-13.93
5150	53.00	AV	H	-7.45	45.55	54	-8.45
5150	67.65	PK	V	-7.45	60.20	74	-13.80
5150	52.90	AV	V	-7.45	45.45	54	-8.55
10520	53.20	PK	H	2.18	55.38	68.20	-12.82
10520	52.07	PK	V	2.18	54.25	68.20	-13.95
5280MHz							
10560	54.69	PK	H	2.18	56.87	68.20	-11.33
10560	53.39	PK	V	2.18	55.57	68.20	-12.63
5320MHz							
5350	53.06	AV	H	-6.74	46.32	54	-7.68
5350	79.36	PK	V	-6.74	72.62	74	-1.38
5350	55.99	AV	V	-6.74	49.25	54	-4.75
10640	60.59	PK	H	2.59	63.18	74.00	-10.82
10640	48.83	AV	H	2.59	51.42	54.00	-2.58
10640	54.76	PK	V	2.59	57.35	74.00	-16.65
10640	42.30	AV	V	2.59	44.89	54.00	-9.11

Frequency (MHz)	Reading (dBµV)	PK/Ave	Polar (H/V)	Factor (dB/m)	Corrected Amplitude (dBµV/m)	Limit (dBµV/m)	Margin (dB)
802.11ax40							
5270MHz							
5150	68.24	PK	H	-7.45	60.79	74	-13.21
5150	52.95	AV	H	-7.45	45.50	54	-8.50
5150	68.15	PK	V	-7.45	60.70	74	-13.30
5150	53.02	AV	V	-7.45	45.57	54	-8.43
10540	56.18	PK	H	2.18	58.36	68.20	-9.84
10540	54.40	PK	V	2.18	56.58	68.20	-11.62
5310MHz							
5350	73.52	PK	H	-6.74	66.78	74	-7.22
5350	54.67	AV	H	-6.74	47.93	54	-6.07
5350	79.36	PK	V	-6.74	72.62	74	-1.38
5350	59.22	AV	V	-6.74	52.48	54	-1.52
10620	57.43	PK	H	2.37	59.80	74.00	-14.20
10620	45.31	AV	H	2.37	47.68	54.00	-6.32
10620	52.92	PK	V	2.37	55.29	74.00	-18.71
10620	41.25	AV	V	2.37	43.62	54.00	-10.38
802.11ax80							
5290MHz							
5150	67.32	PK	H	-7.45	59.87	74	-14.13
5150	53.10	AV	H	-7.45	45.65	54	-8.35
5150	67.11	PK	V	-7.45	59.66	74	-14.34
5150	53.74	AV	V	-7.45	46.29	54	-7.71
5350	71.82	PK	H	-6.74	65.08	74	-8.92
5350	54.60	AV	H	-6.74	47.86	54	-6.14
5350	79.49	PK	V	-6.74	72.75	74	-1.25
5350	59.04	AV	V	-6.74	52.3	54	-1.70
10580	55.17	PK	H	2.18	57.35	68.20	-10.85
10580	53.40	PK	V	2.18	55.58	68.20	-12.62

Frequency (MHz)	Reading (dBµV)	PK/Ave	Polar (H/V)	Factor (dB/m)	Corrected Amplitude (dBµV/m)	Limit (dBµV/m)	Margin (dB)
802.11ax160							
5250MHz							
5150	71.79	PK	H	-7.45	64.34	74	-9.66
5150	54.06	AV	H	-7.45	46.61	54	-7.39
5150	78.74	PK	V	-7.45	71.29	74	-2.71
5150	59.51	AV	V	-7.45	52.06	54	-1.94
5350	71.94	PK	H	-6.74	65.2	74	-8.80
5350	54.25	AV	H	-6.74	47.51	54	-6.49
5350	78.20	PK	V	-6.74	71.46	74	-2.54
5350	58.47	AV	V	-6.74	51.73	54	-2.27
10500	55.51	PK	H	2.18	57.69	68.2	-10.51
10500	54.09	PK	V	2.18	56.27	68.2	-11.93

5470-5725MHz:

Frequency (MHz)	Reading (dBµV)	PK/Ave	Polar (H/V)	Factor (dB/m)	Corrected Amplitude (dBµV/m)	Limit (dBµV/m)	Margin (dB)
802.11a ANT0							
5500MHz							
5460	66.70	PK	H	-6.29	60.41	74	-13.59
5460	53.88	AV	H	-6.29	47.59	54	-6.41
5460	66.30	PK	V	-6.29	60.01	74	-13.99
5460	53.30	AV	V	-6.29	47.01	54	-6.99
5470	67.17	PK	H	-6.26	60.91	68.2	-7.29
5470	73.24	PK	V	-6.26	66.98	68.2	-1.22
11000	51.81	PK	H	4.29	56.10	74	-17.90
11000	40.45	AV	H	4.29	44.74	54	-9.26
11000	53.50	PK	V	4.29	57.79	74	-16.21
11000	40.88	AV	V	4.29	45.17	54	-8.83
5580MHz							
11160	51.86	PK	H	3.5	55.36	74	-18.64
11160	41.73	AV	H	3.5	45.23	54	-8.77
11160	54.08	PK	V	3.5	57.58	74	-16.42
11160	41.75	AV	V	3.5	45.25	54	-8.75
5700MHz							
5725	67.22	PK	H	-5.49	61.73	68.2	-6.47
5725	72.16	PK	V	-5.49	66.67	68.2	-1.53
11400	53.97	PK	H	3.32	57.29	74	-16.71
11400	41.74	AV	H	3.32	45.06	54	-8.94
11400	52.84	PK	V	3.32	56.16	74	-17.84
11400	41.63	AV	V	3.32	44.95	54	-9.05
5720MHz							
11440	56.73	PK	H	3.42	60.15	74	-13.85
11440	44.93	AV	H	3.42	48.35	54	-5.65
11440	56.12	PK	V	3.42	59.54	74	-14.46
11440	42.31	AV	V	3.42	45.73	54	-8.27

Frequency (MHz)	Reading (dBµV)	PK/Ave	Polar (H/V)	Factor (dB/m)	Corrected Amplitude (dBµV/m)	Limit (dBµV/m)	Margin (dB)
802.11a ANT1							
5500MHz							
5460	67.70	PK	H	-6.29	61.41	74	-12.59
5460	53.01	AV	H	-6.29	46.72	54	-7.28
5460	66.93	PK	V	-6.29	60.64	74	-13.36
5460	52.86	AV	V	-6.29	46.57	54	-7.43
5470	67.60	PK	H	-6.26	61.34	68.2	-6.86
5470	72.68	PK	V	-6.26	66.42	68.2	-1.78
11000	53.06	PK	H	4.29	57.35	74	-16.65
11000	41.07	AV	H	4.29	45.36	54	-8.64
11000	52.06	PK	V	4.29	56.35	74	-17.65
11000	40.39	AV	V	4.29	44.68	54	-9.32
5580MHz							
11160	52.75	PK	H	3.5	56.25	74	-17.75
11160	41.18	AV	H	3.5	44.68	54	-9.32
11160	54.86	PK	V	3.5	58.36	74	-15.64
11160	42.18	AV	V	3.5	45.68	54	-8.32
5700MHz							
5725	67.28	PK	H	-5.49	61.79	68.2	-6.41
5725	72.25	PK	V	-5.49	66.76	68.2	-1.44
11400	53.36	PK	H	3.32	56.68	74	-17.32
11400	41.04	AV	H	3.32	44.36	54	-9.64
11400	52.36	PK	V	3.32	55.68	74	-18.32
11400	42.04	AV	V	3.32	45.36	54	-8.64
5720MHz							
11440	56.14	PK	H	3.42	59.56	74	-14.44
11440	43.82	AV	H	3.42	47.24	54	-6.76
11440	56.45	PK	V	3.42	59.87	74	-14.13
11440	42.92	AV	V	3.42	46.34	54	-7.66

Frequency (MHz)	Reading (dBµV)	PK/Ave	Polar (H/V)	Factor (dB/m)	Corrected Amplitude (dBµV/m)	Limit (dBµV/m)	Margin (dB)
802.11a ANT2							
5500MHz							
5460	68.03	PK	H	-6.29	61.74	74	-12.26
5460	53.24	AV	H	-6.29	46.95	54	-7.05
5460	68.07	PK	V	-6.29	61.78	74	-12.22
5460	53.76	AV	V	-6.29	47.47	54	-6.53
5470	73.43	PK	H	-6.26	67.17	68.2	-1.03
5470	67.89	PK	V	-6.26	61.63	68.2	-6.57
11000	53.90	PK	H	4.29	58.19	74	-15.81
11000	42.02	AV	H	4.29	46.31	54	-7.69
11000	52.78	PK	V	4.29	57.07	74	-16.93
11000	40.88	AV	V	4.29	45.17	54	-8.83
5580MHz							
11160	54.67	PK	H	3.5	58.17	74	-15.83
11160	42.43	AV	H	3.5	45.93	54	-8.07
11160	53.69	PK	V	3.5	57.19	74	-16.81
11160	41.74	AV	V	3.5	45.24	54	-8.76
5700MHz							
5725	72.04	PK	H	-5.49	66.55	68.2	-1.65
5725	67.02	PK	V	-5.49	61.53	68.2	-6.67
11400	56.95	PK	H	3.32	60.27	74	-13.73
11400	44.80	AV	H	3.32	48.12	54	-5.88
11400	56.10	PK	V	3.32	59.42	74	-14.58
11400	43.99	AV	V	3.32	47.31	54	-6.69
5720MHz							
11440	57.83	PK	H	3.42	61.25	74	-12.75
11440	44.89	AV	H	3.42	48.31	54	-5.69
11440	56.05	PK	V	3.42	59.47	74	-14.53
11440	43.56	AV	V	3.42	46.98	54	-7.02

Frequency (MHz)	Reading (dBµV)	PK/Ave	Polar (H/V)	Factor (dB/m)	Corrected Amplitude (dBµV/m)	Limit (dBµV/m)	Margin (dB)
802.11ac20							
5500MHz							
5460	67.30	PK	H	-6.29	61.01	74	-12.99
5460	53.29	AV	H	-6.29	47.00	54	-7.00
5460	67.25	PK	V	-6.29	60.96	74	-13.04
5460	53.54	AV	V	-6.29	47.25	54	-6.75
5470	67.87	PK	H	-6.26	61.61	68.2	-6.59
5470	72.61	PK	V	-6.26	66.35	68.2	-1.85
11000	52.96	PK	H	4.29	57.25	74	-16.75
11000	41.92	AV	H	4.29	46.21	54	-7.79
11000	53.29	PK	V	4.29	57.58	74	-16.42
11000	41.07	AV	V	4.29	45.36	54	-8.64
5580MHz							
11160	55.08	PK	H	3.5	58.58	74	-15.42
11160	41.18	AV	H	3.5	44.68	54	-9.32
11160	52.88	PK	V	3.5	56.38	74	-17.62
11160	41.88	AV	V	3.5	45.38	54	-8.62
5700MHz							
5725	67.26	PK	H	-5.49	61.77	68.2	-6.43
5725	72.35	PK	V	-5.49	66.86	68.2	-1.34
11400	58.03	PK	H	3.32	61.35	74	-12.65
11400	44.03	AV	H	3.32	47.35	54	-6.65
11400	56.06	PK	V	3.32	59.38	74	-14.62
11400	43.06	AV	V	3.32	46.38	54	-7.62
5720MHz							
11440	55.56	PK	H	3.42	58.98	74	-15.02
11440	42.25	AV	H	3.42	45.67	54	-8.33
11440	54.99	PK	V	3.42	58.41	74	-15.59
11440	41.11	AV	V	3.42	44.53	54	-9.47

Frequency (MHz)	Reading (dBµV)	PK/Ave	Polar (H/V)	Factor (dB/m)	Corrected Amplitude (dBµV/m)	Limit (dBµV/m)	Margin (dB)
802.11ac40							
5510MHz							
5460	68.03	PK	H	-6.29	61.74	74	-12.26
5460	53.94	AV	H	-6.29	47.65	54	-6.35
5460	68.74	PK	V	-6.29	62.45	74	-11.55
5460	54.16	AV	V	-6.29	47.87	54	-6.13
5470	67.78	PK	H	-6.26	61.52	68.2	-6.68
5470	73.16	PK	V	-6.26	66.90	68.2	-1.30
11020	53.28	PK	H	4.1	57.38	74	-16.62
11020	40.47	AV	H	4.1	44.57	54	-9.43
11020	52.88	PK	V	4.1	56.98	74	-17.02
11020	41.13	AV	V	4.1	45.23	54	-8.77
5550MHz							
11100	55.01	PK	H	3.34	58.35	74	-15.65
11100	41.33	AV	H	3.34	44.67	54	-9.33
11100	54.34	PK	V	3.34	57.68	74	-16.32
11100	41.11	AV	V	3.34	44.45	54	-9.55
5670MHz							
5725	69.15	PK	H	-5.49	63.66	68.2	-4.54
5725	69.41	PK	V	-5.49	63.92	68.2	-4.28
11340	54.96	PK	H	3.46	58.42	74	-15.58
11340	41.21	AV	H	3.46	44.67	54	-9.33
11340	55.50	PK	V	3.46	58.96	74	-15.04
11340	40.85	AV	V	3.46	44.31	54	-9.69
5710MHz							
11420	55.45	PK	H	3.37	58.82	74	-15.18
11420	41.95	AV	H	3.37	45.32	54	-8.68
11420	53.90	PK	V	3.37	57.27	74	-16.73
11420	42.17	AV	V	3.37	45.54	54	-8.46

Frequency (MHz)	Reading (dBµV)	PK/Ave	Polar (H/V)	Factor (dB/m)	Corrected Amplitude (dBµV/m)	Limit (dBµV/m)	Margin (dB)
802.11ac80							
5530MHz							
5460	68.03	PK	H	-6.29	61.74	74	-12.26
5460	54.06	AV	H	-6.29	47.77	54	-6.23
5460	72.32	PK	V	-6.29	66.03	74	-7.97
5460	54.71	AV	V	-6.29	48.42	54	-5.58
5470	67.69	PK	H	-6.26	61.43	68.2	-6.77
5470	73.44	PK	V	-6.26	67.18	68.2	-1.02
11060	52.97	PK	H	3.71	56.68	74	-17.32
11060	40.64	AV	H	3.71	44.35	54	-9.65
11060	53.64	PK	V	3.71	57.35	74	-16.65
11060	40.56	AV	V	3.71	44.27	54	-9.73
5610MHz							
5725	67.22	PK	H	-5.49	61.73	68.2	-6.47
5725	67.75	PK	V	-5.49	62.26	68.2	-5.94
11220	54.64	PK	H	3.6	58.24	74	-15.76
11220	42.65	AV	H	3.6	46.25	54	-7.75
11220	54.05	PK	V	3.6	57.65	74	-16.35
11220	40.68	AV	V	3.6	44.28	54	-9.72
5690MHz							
11380	55.89	PK	H	3.36	59.25	74	-14.75
11380	43.78	AV	H	3.36	47.14	54	-6.86
11380	55.78	PK	V	3.36	59.14	74	-14.86
11380	44.02	AV	V	3.36	47.38	54	-6.62
802.11ac160							
5570MHz							
5460	67.76	PK	H	-6.29	61.47	74	-12.53
5460	53.65	AV	H	-6.29	47.36	54	-6.64
5460	72.43	PK	V	-6.29	66.14	74	-7.86
5460	55.03	AV	V	-6.29	48.74	54	-5.26
5470	67.64	PK	H	-6.26	61.38	68.2	-6.82
5470	72.40	PK	V	-6.26	66.14	68.2	-2.06
5725	67.07	PK	H	-5.49	61.58	68.2	-6.62
5725	67.83	PK	V	-5.49	62.34	68.2	-5.86
11140	52.97	PK	H	3.32	56.29	74	-17.71
11140	40.96	AV	H	3.32	44.28	54	-9.72
11140	54.92	PK	V	3.32	58.24	74	-15.76
11140	42.36	AV	V	3.32	45.68	54	-8.32

Frequency (MHz)	Reading (dBµV)	PK/Ave	Polar (H/V)	Factor (dB/m)	Corrected Amplitude (dBµV/m)	Limit (dBµV/m)	Margin (dB)
802.11ax20							
5500MHz							
5460	67.90	PK	H	-6.29	61.61	74	-12.39
5460	53.93	AV	H	-6.29	47.64	54	-6.36
5460	68.40	PK	V	-6.29	62.11	74	-11.89
5460	52.02	AV	V	-6.29	45.73	54	-8.27
5470	69.39	PK	H	-6.26	63.13	68.2	-5.07
5470	72.94	PK	V	-6.26	66.68	68.2	-1.52
11000	54.00	PK	H	4.29	58.29	74	-15.71
11000	42.95	AV	H	4.29	47.24	54	-6.76
11000	54.08	PK	V	4.29	58.37	74	-15.63
11000	41.96	AV	V	4.29	46.25	54	-7.75
5580MHz							
11160	54.97	PK	H	3.5	58.47	74	-15.53
11160	41.88	AV	H	3.5	45.38	54	-8.62
11160	53.19	PK	V	3.5	56.69	74	-17.31
11160	41.14	AV	V	3.5	44.64	54	-9.36
5700MHz							
5725	66.52	PK	H	-5.49	61.03	68.2	-7.17
5725	72.02	PK	V	-5.49	66.53	68.2	-1.67
11400	56.03	PK	H	3.32	59.35	74	-14.65
11400	44.95	AV	H	3.32	48.27	54	-5.73
11400	56.15	PK	V	3.32	59.47	74	-14.53
11400	44.36	AV	V	3.32	47.68	54	-6.32
5720MHz							
11440	55.26	PK	H	3.42	58.68	74	-15.32
11440	42.21	AV	H	3.42	45.63	54	-8.37
11440	55.05	PK	V	3.42	58.47	74	-15.53
11440	40.95	AV	V	3.42	44.37	54	-9.63

Frequency (MHz)	Reading (dBµV)	PK/Ave	Polar (H/V)	Factor (dB/m)	Corrected Amplitude (dBµV/m)	Limit (dBµV/m)	Margin (dB)
802.11ax40							
5510MHz							
5460	68.14	PK	H	-6.29	61.85	74	-12.15
5460	53.92	AV	H	-6.29	47.63	54	-6.37
5460	69.59	PK	V	-6.29	63.30	74	-10.70
5460	53.55	AV	V	-6.29	47.26	54	-6.74
5470	68.20	PK	H	-6.26	61.94	68.2	-6.26
5470	73.07	PK	V	-6.26	66.81	68.2	-1.39
11020	52.25	PK	H	4.1	56.35	74	-17.65
11020	40.37	AV	H	4.1	44.47	54	-9.53
11020	52.58	PK	V	4.1	56.68	74	-17.32
11020	41.47	AV	V	4.1	45.57	54	-8.43
5550MHz							
11100	56.01	PK	H	3.34	59.35	74	-14.65
11100	43.98	AV	H	3.34	47.32	54	-6.68
11100	53.80	PK	V	3.34	57.14	74	-16.86
11100	41.24	AV	V	3.34	44.58	54	-9.42
5670MHz							
5725	67.23	PK	H	-5.49	61.74	68.2	-6.46
5725	67.11	PK	V	-5.49	61.62	68.2	-6.58
11340	55.22	PK	H	3.46	58.68	74	-15.32
11340	42.17	AV	H	3.46	45.63	54	-8.37
11340	55.01	PK	V	3.46	58.47	74	-15.53
11340	40.91	AV	V	3.46	44.37	54	-9.63
5710MHz							
11420	55.01	PK	H	3.37	58.38	74	-15.62
11420	42.04	AV	H	3.37	45.41	54	-8.59
11420	53.91	PK	V	3.37	57.28	74	-16.72
11420	42.00	AV	V	3.37	45.37	54	-8.63

Frequency (MHz)	Reading (dBµV)	PK/Ave	Polar (H/V)	Factor (dB/m)	Corrected Amplitude (dBµV/m)	Limit (dBµV/m)	Margin (dB)
802.11ax80							
5530MHz							
5460	67.34	PK	H	-6.29	61.05	74	-12.95
5460	54.23	AV	H	-6.29	47.94	54	-6.06
5460	68.65	PK	V	-6.29	62.36	74	-11.64
5460	53.79	AV	V	-6.29	47.50	54	-6.50
5470	67.60	PK	H	-6.26	61.34	68.2	-6.86
5470	72.61	PK	V	-6.26	66.35	68.2	-1.85
11060	53.67	PK	H	3.71	57.38	74	-16.62
11060	40.43	AV	H	3.71	44.14	54	-9.86
11060	55.97	PK	V	3.71	59.68	74	-14.32
11060	40.86	AV	V	3.71	44.57	54	-9.43
5610MHz							
5725	67.22	PK	H	-5.49	61.73	68.2	-6.47
5725	67.78	PK	V	-5.49	62.29	68.2	-5.91
11220	53.61	PK	H	3.6	57.21	74	-16.79
11220	43.08	AV	H	3.6	46.68	54	-7.32
11220	55.74	PK	V	3.6	59.34	74	-14.66
11220	42.97	AV	V	3.6	46.57	54	-7.43
5690MHz							
11380	54.77	PK	H	3.36	58.13	74	-15.87
11380	42.40	AV	H	3.36	45.76	54	-8.24
11380	54.12	PK	V	3.36	57.48	74	-16.52
11380	41.98	AV	V	3.36	45.34	54	-8.66
802.11ax160							
5570MHz							
5460	67.56	PK	H	-6.29	61.27	74	-12.73
5460	53.76	AV	H	-6.29	47.47	54	-6.53
5460	68.97	PK	V	-6.29	62.68	74	-11.32
5460	54.03	AV	V	-6.29	47.74	54	-6.26
5470	67.83	PK	H	-6.26	61.57	68.2	-6.63
5470	72.13	PK	V	-6.26	65.87	68.2	-2.33
5725	66.76	PK	H	-5.49	61.27	68.2	-6.93
5725	68.16	PK	V	-5.49	62.67	68.2	-5.53
11140	53.57	PK	H	3.32	56.89	74	-17.11
11140	40.82	AV	H	3.32	44.14	54	-9.86
11140	56.15	PK	V	3.32	59.47	74	-14.53
11140	42.25	AV	V	3.32	45.57	54	-8.43

5725-5850 MHz:

Frequency (MHz)	Reading (dBµV)	PK/Ave	Polar (H/V)	Factor (dB/m)	Corrected Amplitude (dBµV/m)	Limit (dBµV/m)	Margin (dB)
802.11a ANT0							
5745MHz							
5725	89.29	PK	H	-5.49	83.8	122.2	-38.4
5725	67.48	PK	V	-5.49	61.99	122.2	-60.21
5720	78.1	PK	H	-5.53	72.57	110.8	-38.23
5720	66.6	PK	V	-5.53	61.07	110.8	-49.73
5700	67.77	PK	H	-5.72	62.05	105.2	-43.15
5700	67.65	PK	V	-5.72	61.93	105.2	-43.27
5650	67.68	PK	H	-5.86	61.82	68.2	-6.38
5650	66.22	PK	V	-5.86	60.36	68.2	-7.84
11490	53.78	PK	H	3.54	57.32	74	-16.68
11490	41.04	AV	H	3.54	44.58	54	-9.42
11490	54.61	PK	V	3.54	58.15	74	-15.85
11490	41.82	AV	V	3.54	45.36	54	-8.64
5785MHz							
11570	55.05	PK	H	3.3	58.35	74	-15.65
11570	43.08	AV	H	3.3	46.38	54	-7.62
11570	53.95	PK	V	3.3	57.25	74	-16.75
11570	41.18	AV	V	3.3	44.48	54	-9.52
5825MHz							
5850	66.43	PK	H	-4.68	61.75	122.2	-60.45
5850	78.8	PK	V	-4.68	74.12	122.2	-48.08
5855	65.83	PK	H	-4.65	61.18	110.8	-49.62
5855	74.41	PK	V	-4.65	69.76	110.8	-41.04
5875	66.21	PK	H	-4.57	61.64	105.2	-43.56
5875	66.55	PK	V	-4.57	61.98	105.2	-43.22
5925	66.91	PK	H	-4.45	62.46	68.2	-5.74
5925	66.39	PK	V	-4.45	61.94	68.2	-6.26
11650	54.83	PK	H	3.42	58.25	74	-15.75
11650	40.77	AV	H	3.42	44.19	54	-9.81
11650	54.21	PK	V	3.42	57.63	74	-16.37
11650	41.37	AV	V	3.42	44.79	54	-9.21

Frequency (MHz)	Reading (dBµV)	PK/Ave	Polar (H/V)	Factor (dB/m)	Corrected Amplitude (dBµV/m)	Limit (dBµV/m)	Margin (dB)
802.11a ANT1							
5745MHz							
5725	67.53	PK	H	-5.49	62.04	122.2	-60.16
5725	85.36	PK	V	-5.49	79.87	122.2	-42.33
5720	67.28	PK	H	-5.53	61.75	110.8	-49.05
5720	71.89	PK	V	-5.53	66.36	110.8	-44.44
5700	67.1	PK	H	-5.72	61.38	105.2	-43.82
5700	66.86	PK	V	-5.72	61.14	105.2	-44.06
5650	67.85	PK	H	-5.86	61.99	68.2	-6.21
5650	67.67	PK	V	-5.86	61.81	68.2	-6.39
11490	52.44	PK	H	3.54	55.98	74	-18.02
11490	40.18	AV	H	3.54	43.72	54	-10.28
11490	53.81	PK	V	3.54	57.35	74	-16.65
11490	40.67	AV	V	3.54	44.21	54	-9.79
5785MHz							
11570	52.27	PK	H	3.3	55.57	74	-18.43
11570	39.42	AV	H	3.3	42.72	54	-11.28
11570	53.07	PK	V	3.3	56.37	74	-17.63
11570	40.17	AV	V	3.3	43.47	54	-10.53
5825MHz							
5850	66.8	PK	H	-4.68	62.12	122.2	-60.08
5850	70.64	PK	V	-4.68	65.96	122.2	-56.24
5855	66.18	PK	H	-4.65	61.53	110.8	-49.27
5855	67.7	PK	V	-4.65	63.05	110.8	-47.75
5875	66.75	PK	H	-4.57	62.18	105.2	-43.02
5875	70.73	PK	V	-4.57	66.16	105.2	-39.04
5925	65.67	PK	H	-4.45	61.22	68.2	-6.98
5925	66.22	PK	V	-4.45	61.77	68.2	-6.43
11650	52.96	PK	H	3.42	56.38	74	-17.62
11650	40.32	AV	H	3.42	43.74	54	-10.26
11650	51.86	PK	V	3.42	55.28	74	-18.72
11650	39.99	AV	V	3.42	43.41	54	-10.59

Frequency (MHz)	Reading (dBµV)	PK/Ave	Polar (H/V)	Factor (dB/m)	Corrected Amplitude (dBµV/m)	Limit (dBµV/m)	Margin (dB)
802.11a ANT2							
5745MHz							
5725	86.87	PK	H	-5.49	81.38	122.2	-40.82
5725	76.49	PK	V	-5.49	71	122.2	-51.2
5720	78.09	PK	H	-5.53	72.56	110.8	-38.24
5720	71.21	PK	V	-5.53	65.68	110.8	-45.12
5700	66.7	PK	H	-5.72	60.98	105.2	-44.22
5700	68.05	PK	V	-5.72	62.33	105.2	-42.87
5650	67.84	PK	H	-5.86	61.98	68.2	-6.22
5650	67.07	PK	V	-5.86	61.21	68.2	-6.99
11490	56.10	PK	H	3.54	59.64	74	-14.36
11490	43.97	AV	H	3.54	47.51	54	-6.49
11490	54.79	PK	V	3.54	58.33	74	-15.67
11490	42.90	AV	V	3.54	46.44	54	-7.56
5785MHz							
11570	58.94	PK	H	3.3	62.24	74	-11.76
11570	46.42	AV	H	3.3	49.72	54	-4.28
11570	56.90	PK	V	3.3	60.20	74	-13.80
11570	44.68	AV	V	3.3	47.98	54	-6.02
5825MHz							
5850	76.14	PK	H	-4.68	71.46	122.2	-50.74
5850	69.27	PK	V	-4.68	64.59	122.2	-57.61
5855	73.87	PK	H	-4.65	69.22	110.8	-41.58
5855	66.72	PK	V	-4.65	62.07	110.8	-48.73
5875	67.25	PK	H	-4.57	62.68	105.2	-42.52
5875	66.64	PK	V	-4.57	62.07	105.2	-43.13
5925	65.56	PK	H	-4.45	61.11	68.2	-7.09
5925	65.72	PK	V	-4.45	61.27	68.2	-6.93
11650	59.64	PK	H	3.42	63.06	74	-10.94
11650	47.53	AV	H	3.42	50.95	54	-3.05
11650	58.70	PK	V	3.42	62.12	74	-11.88
11650	46.81	AV	V	3.42	50.23	54	-3.77

Frequency (MHz)	Reading (dBµV)	PK/Ave	Polar (H/V)	Factor (dB/m)	Corrected Amplitude (dBµV/m)	Limit (dBµV/m)	Margin (dB)
802.11ac20							
5745MHz							
5725	81.08	PK	H	-5.49	75.59	122.2	-46.61
5725	85.93	PK	V	-5.49	80.44	122.2	-41.76
5720	74.18	PK	H	-5.53	68.65	110.8	-42.15
5720	77.32	PK	V	-5.53	71.79	110.8	-39.01
5700	67.44	PK	H	-5.72	61.72	105.2	-43.48
5700	68.2	PK	V	-5.72	62.48	105.2	-42.72
5650	67.79	PK	H	-5.86	61.93	68.2	-6.27
5650	67.2	PK	V	-5.86	61.34	68.2	-6.86
11490	54.67	PK	H	3.54	58.21	74	-15.79
11490	42.97	AV	H	3.54	46.51	54	-7.49
11490	53.84	PK	V	3.54	57.38	74	-16.62
11490	41.87	AV	V	3.54	45.41	54	-8.59
5785MHz							
11570	54.97	PK	H	3.3	58.27	74	-15.73
11570	41.91	AV	H	3.3	45.21	54	-8.79
11570	55.94	PK	V	3.3	59.24	74	-14.76
11570	44.45	AV	V	3.3	47.75	54	-6.25
5825MHz							
5850	74.58	PK	H	-4.68	69.9	122.2	-52.3
5850	76.58	PK	V	-4.68	71.9	122.2	-50.3
5855	70.68	PK	H	-4.65	66.03	110.8	-44.77
5855	69.37	PK	V	-4.65	64.72	110.8	-46.08
5875	67.33	PK	H	-4.57	62.76	105.2	-42.44
5875	67.7	PK	V	-4.57	63.13	105.2	-42.07
5925	66.4	PK	H	-4.45	61.95	68.2	-6.25
5925	66.53	PK	V	-4.45	62.08	68.2	-6.12
11650	55.63	PK	H	3.42	59.05	74	-14.95
11650	44.82	AV	H	3.42	48.24	54	-5.76
11650	56.71	PK	V	3.42	60.13	74	-13.87
11650	45.94	AV	V	3.42	49.36	54	-4.64

Frequency (MHz)	Reading (dBµV)	PK/Ave	Polar (H/V)	Factor (dB/m)	Corrected Amplitude (dBµV/m)	Limit (dBµV/m)	Margin (dB)
802.11ac40							
5755MHz							
5725	79.2	PK	H	-5.49	73.71	122.2	-48.49
5725	86.84	PK	V	-5.49	81.35	122.2	-40.85
5720	76.26	PK	H	-5.53	70.73	110.8	-40.07
5720	80.32	PK	V	-5.53	74.79	110.8	-36.01
5700	68.2	PK	H	-5.72	62.48	105.2	-42.72
5700	67.6	PK	V	-5.72	61.88	105.2	-43.32
5650	67.68	PK	H	-5.86	61.82	68.2	-6.38
5650	67.79	PK	V	-5.86	61.93	68.2	-6.27
11510	51.94	PK	H	3.53	55.47	74	-18.53
11510	41.72	AV	H	3.53	45.25	54	-8.75
11510	51.01	PK	V	3.53	54.54	74	-19.46
11510	40.72	AV	V	3.53	44.25	54	-9.75
5795MHz							
5850	72.58	PK	H	-4.68	67.9	122.2	-54.3
5850	74.2	PK	V	-4.68	69.52	122.2	-52.68
5855	66.29	PK	H	-4.65	61.64	110.8	-49.16
5855	70.02	PK	V	-4.65	65.37	110.8	-45.43
5875	66.7	PK	H	-4.57	62.13	105.2	-43.07
5875	66.37	PK	V	-4.57	61.8	105.2	-43.4
5925	66.13	PK	H	-4.45	61.68	68.2	-6.52
5925	66.31	PK	V	-4.45	61.86	68.2	-6.34
11590	53.77	PK	H	3.21	56.98	74	-17.02
11590	42.16	AV	H	3.21	45.37	54	-8.63
11590	55.13	PK	V	3.21	58.34	74	-15.66
11590	40.93	AV	V	3.21	44.14	54	-9.86

Frequency (MHz)	Reading (dBµV)	PK/Ave	Polar (H/V)	Factor (dB/m)	Corrected Amplitude (dBµV/m)	Limit (dBµV/m)	Margin (dB)
802.11ac80							
5775MHz							
5725	77.04	PK	H	-5.49	71.55	122.2	-50.65
5725	83.5	PK	V	-5.49	78.01	122.2	-44.19
5720	77.27	PK	H	-5.53	71.74	110.8	-39.06
5720	84.92	PK	V	-5.53	79.39	110.8	-31.41
5700	73.51	PK	H	-5.72	67.79	105.2	-37.41
5700	80.79	PK	V	-5.72	75.07	105.2	-30.13
5650	67.59	PK	H	-5.86	61.73	68.2	-6.47
5650	67.79	PK	V	-5.86	61.93	68.2	-6.27
5850	73.47	PK	H	-4.68	68.79	122.2	-53.41
5850	80.16	PK	V	-4.68	75.48	122.2	-46.72
5855	74.17	PK	H	-4.65	69.52	110.8	-41.28
5855	76.32	PK	V	-4.65	71.67	110.8	-39.13
5875	73.5	PK	H	-4.57	68.93	105.2	-36.27
5875	74.48	PK	V	-4.57	69.91	105.2	-35.29
5925	66.76	PK	H	-4.45	62.31	68.2	-5.89
5925	66.91	PK	V	-4.45	62.46	68.2	-5.74
11550	53.88	PK	H	3.37	57.25	74	-16.75
11550	42.20	AV	H	3.37	45.57	54	-8.43
11550	55.41	PK	V	3.37	58.78	74	-15.22
11550	42.61	AV	V	3.37	45.98	54	-8.02

Frequency (MHz)	Reading (dBµV)	PK/Ave	Polar (H/V)	Factor (dB/m)	Corrected Amplitude (dBµV/m)	Limit (dBµV/m)	Margin (dB)
802.11ax20							
5745MHz							
5725	83.71	PK	H	-5.49	78.22	122.2	-43.98
5725	87.66	PK	V	-5.49	82.17	122.2	-40.03
5720	79.36	PK	H	-5.53	73.83	110.8	-36.97
5720	85.45	PK	V	-5.53	79.92	110.8	-30.88
5700	67.89	PK	H	-5.72	62.17	105.2	-43.03
5700	69.43	PK	V	-5.72	63.71	105.2	-41.49
5650	66.89	PK	H	-5.86	61.03	68.2	-7.17
5650	68.81	PK	V	-5.86	62.95	68.2	-5.25
11490	52.67	PK	H	3.54	56.21	74	-17.79
11490	40.71	AV	H	3.54	44.25	54	-9.75
11490	54.14	PK	V	3.54	57.68	74	-16.32
11490	41.61	AV	V	3.54	45.15	54	-8.85
5785MHz							
11570	51.96	PK	H	3.3	55.26	74	-18.74
11570	41.39	AV	H	3.3	44.69	54	-9.31
11570	52.98	PK	V	3.3	56.28	74	-17.72
11570	41.26	AV	V	3.3	44.56	54	-9.44
5825MHz							
5850	80.92	PK	H	-4.68	76.24	122.2	-45.96
5850	83.1	PK	V	-4.68	78.42	122.2	-43.78
5855	76.35	PK	H	-4.65	71.7	110.8	-39.1
5855	72.46	PK	V	-4.65	67.81	110.8	-42.99
5875	68.44	PK	H	-4.57	63.87	105.2	-41.33
5875	68.36	PK	V	-4.57	63.79	105.2	-41.41
5925	66.77	PK	H	-4.45	62.32	68.2	-5.88
5925	67.16	PK	V	-4.45	62.71	68.2	-5.49
11650	54.27	PK	H	3.42	57.69	74	-16.31
11650	41.84	AV	H	3.42	45.26	54	-8.74
11650	55.79	PK	V	3.42	59.21	74	-14.79
11650	43.73	AV	V	3.42	47.15	54	-6.85

Frequency (MHz)	Reading (dBµV)	PK/Ave	Polar (H/V)	Factor (dB/m)	Corrected Amplitude (dBµV/m)	Limit (dBµV/m)	Margin (dB)
802.11ax40							
5755MHz							
5725	82.01	PK	H	-5.49	76.52	122.2	-45.68
5725	87.33	PK	V	-5.49	81.84	122.2	-40.36
5720	80.6	PK	H	-5.53	75.07	110.8	-35.73
5720	86.99	PK	V	-5.53	81.46	110.8	-29.34
5700	72.4	PK	H	-5.72	66.68	105.2	-38.52
5700	74.76	PK	V	-5.72	69.04	105.2	-36.16
5650	67.07	PK	H	-5.86	61.21	68.2	-6.99
5650	67.1	PK	V	-5.86	61.24	68.2	-6.96
11510	52.72	PK	H	3.53	56.25	74	-17.75
11510	40.79	AV	H	3.53	44.32	54	-9.68
11510	52.16	PK	V	3.53	55.69	74	-18.31
11510	40.94	AV	V	3.53	44.47	54	-9.53
5795MHz							
5850	76.31	PK	H	-4.68	71.63	122.2	-50.57
5850	70.94	PK	V	-4.68	66.26	122.2	-55.94
5855	72.96	PK	H	-4.65	68.31	110.8	-42.49
5855	67.78	PK	V	-4.65	63.13	110.8	-47.67
5875	68.11	PK	H	-4.57	63.54	105.2	-41.66
5875	67.01	PK	V	-4.57	62.44	105.2	-42.76
5925	66.79	PK	H	-4.45	62.34	68.2	-5.86
5925	66.5	PK	V	-4.45	62.05	68.2	-6.15
11590	54.67	PK	H	3.21	57.88	74	-16.12
11590	42.07	AV	H	3.21	45.28	54	-8.72
11590	55.38	PK	V	3.21	58.59	74	-15.41
11590	42.35	AV	V	3.21	45.56	54	-8.44

Frequency (MHz)	Reading (dBµV)	PK/Ave	Polar (H/V)	Factor (dB/m)	Corrected Amplitude (dBµV/m)	Limit (dBµV/m)	Margin (dB)
802.11ax80							
5775MHz							
5725	79.6	PK	H	-5.49	74.11	122.2	-48.09
5725	82.88	PK	V	-5.49	77.39	122.2	-44.81
5720	77.78	PK	H	-5.53	72.25	110.8	-38.55
5720	82.89	PK	V	-5.53	77.36	110.8	-33.44
5700	76.28	PK	H	-5.72	70.56	105.2	-34.64
5700	80.63	PK	V	-5.72	74.91	105.2	-30.29
5650	66.9	PK	H	-5.86	61.04	68.2	-7.16
5650	67.33	PK	V	-5.86	61.47	68.2	-6.73
5850	78.69	PK	H	-4.68	74.01	122.2	-48.19
5850	79.25	PK	V	-4.68	74.57	122.2	-47.63
5855	77.88	PK	H	-4.65	73.23	110.8	-37.57
5855	76.98	PK	V	-4.65	72.33	110.8	-38.47
5875	75.74	PK	H	-4.57	71.17	105.2	-34.03
5875	74.36	PK	V	-4.57	69.79	105.2	-35.41
5925	68.33	PK	H	-4.45	63.88	68.2	-4.32
5925	66.86	PK	V	-4.45	62.41	68.2	-5.79
11550	54.87	PK	H	3.37	58.24	74	-15.76
11550	42.28	AV	H	3.37	45.65	54	-8.35
11550	55.41	PK	V	3.37	58.78	74	-15.22
11550	41.79	AV	V	3.37	45.16	54	-8.84

Note:
Factor = Antenna factor (RX) + Cable Loss – Amplifier Factor
Corrected Amplitude = Factor + Reading
Margin = Corrected. Amplitude - Limit
The other spurious emission which is in the noise floor level was not recorded.

Test plots:

Horizontal

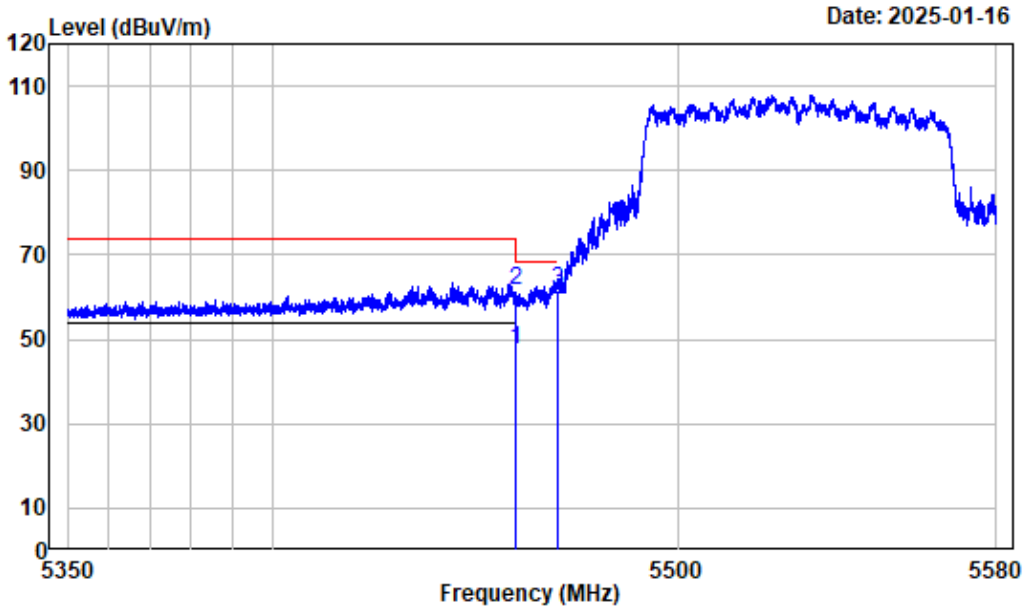

Condition : Horizontal
Project No. : 2401Z25490E-RF
Tester : Dylan Yang
Spectrum setting: Peak reading: RBW:1MHz VBW:3MHz Detector:Peak
Note : 5G_B3_ac80_5530

	Freq	Factor	Read Level	Level	Limit Line	Over Limit	Remark
	MHz	dB/m	dBuV	dBuV/m	dBuV/m	dB	
1	5460.000	-6.29	54.06	47.77	54.00	-6.23	Average
2	5460.000	-6.29	68.03	61.74	74.00	-12.26	Peak
3	5470.000	-6.26	67.69	61.43	68.20	-6.77	Peak

Vertical

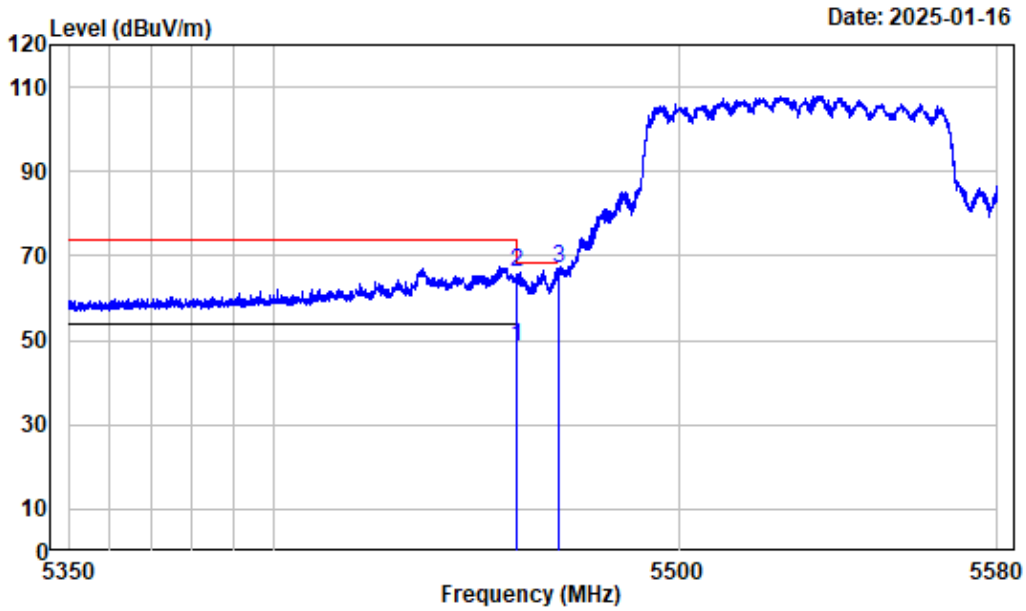

Condition : Vertical
Project No. : 2401Z25490E-RF
Tester : Dylan Yang
Spectrum setting: Peak reading: RBW:1MHz VBW:3MHz Detector:Peak
Note : 5G_B3_ac80_5530

	Freq	Factor	Read Level	Level	Limit Line	Over Limit	Remark
	MHz	dB/m	dBuV	dBuV/m	dBuV/m	dB	
1	5460.000	-6.29	54.71	48.42	54.00	-5.58	Average
2	5460.000	-6.29	72.32	66.03	74.00	-7.97	Peak
3	5470.000	-6.26	73.44	67.18	68.20	-1.02	Peak

Listed with the worst harmonic margin test plot

1-7GHz_Horizontal

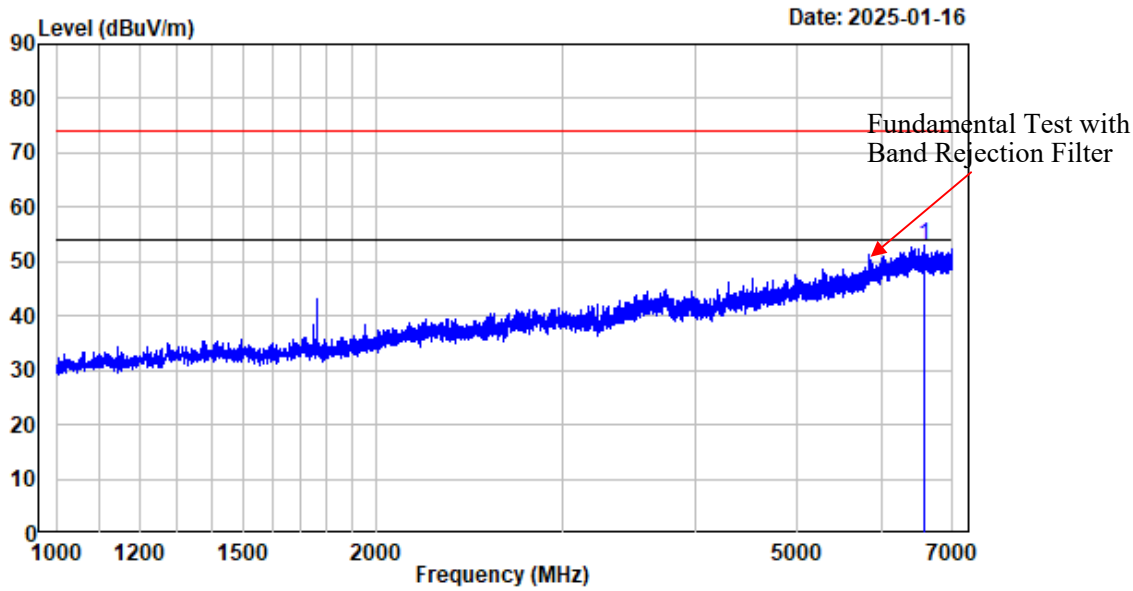


```
Condition        : Horizontal
Project No.      : 2401Z25490E-RF
Tester           : Dylan Yang
Spectrum setting: Peak reading: RBW:1MHz VBW:3MHz Detector:Peak
Note             : 5G_B4_ant2_a_5825
```

	Freq	Factor	Read Level	Level	Limit Line	Over Limit	Remark
	MHz	dB/m	dBuV	dBuV/m	dBuV/m	dB	
1	6592.699	-3.11	56.11	53.00	74.00	-21.00	Peak

1-7GHz_Vertical

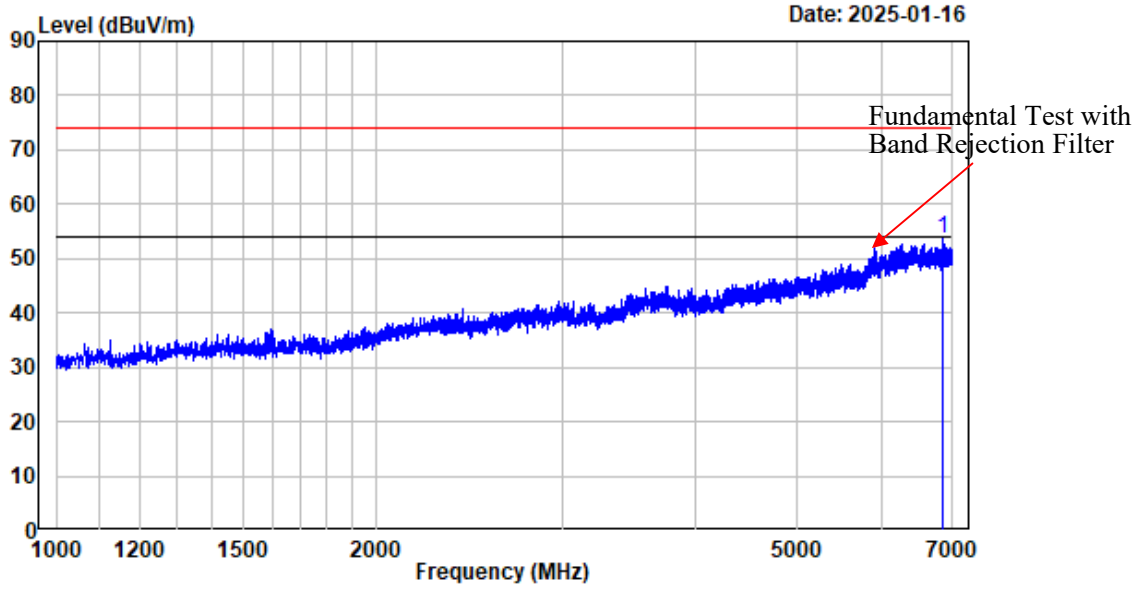

Condition : Vertical
Project No. : 2401Z25490E-RF
Tester : Dylan Yang
Spectrum setting: Peak reading: RBW:1MHz VBW:3MHz Detector:Peak
Note : 5G_B4_ant2_a_5825

	Freq	Factor	Read Level	Level	Limit Line	Over Limit	Remark
	MHz	dB/m	dBuV	dBuV/m	dBuV/m	dB	
1	6845.480	-3.12	56.82	53.70	74.00	-20.30	Peak

7-18GHz_Horizontal_Peak

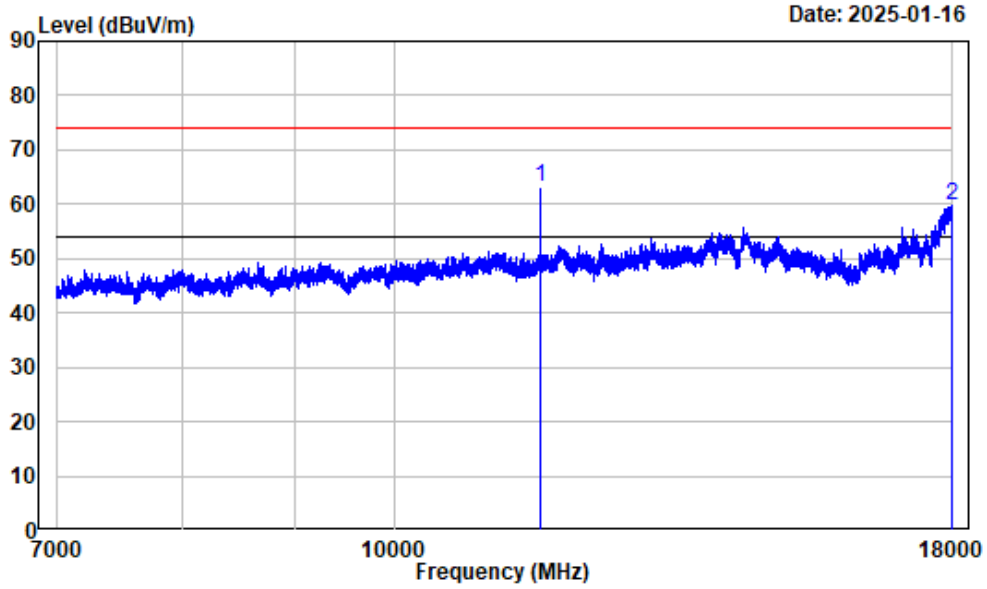

Condition : Horizontal
Project No. : 2401Z25490E-RF
Tester : Dylan Yang
Spectrum setting: Peak reading: RBW:1MHz VBW:3MHz Detector:Peak
Note : 5G_B4_ant2_a_5825

	Freq	Factor	Read Level	Level	Limit Line	Over Limit	Remark
	MHz	dB/m	dBuV	dBuV/m	dBuV/m	dB	
1	11650.000	3.42	59.64	63.06	74.00	-10.94	Peak
2	17991.750	13.16	46.70	59.86	74.00	-14.14	Peak

7-18GHz_Horizontal_Average

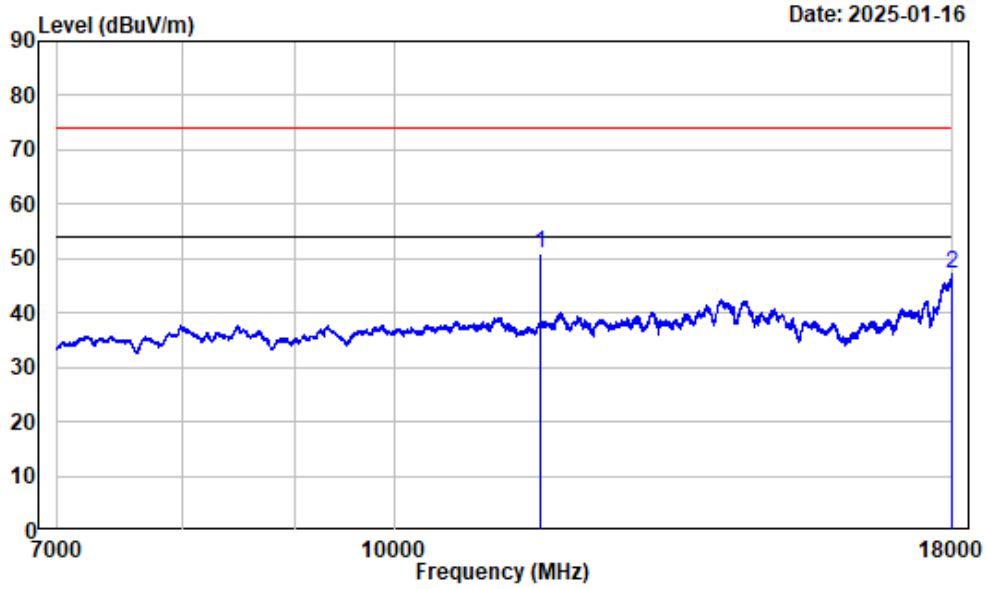

Condition : Horizontal
Project No. : 2401Z25490E-RF
Tester : Dylan Yang
Spectrum setting: Average reading: RBW:1MHz VBW:1kHz Detector:Peak
Note : 5G_B4_ant2_a_5825

	Freq	Factor	Read Level	Level	Limit Line	Over Limit	Remark
	MHz	dB/m	dBuV	dBuV/m	dBuV/m	dB	
1	11650.000	3.42	47.53	50.95	54.00	-3.05	Average
2	17995.880	13.18	33.95	47.13	54.00	-6.87	Average

7-18GHz_Vertical_Peak

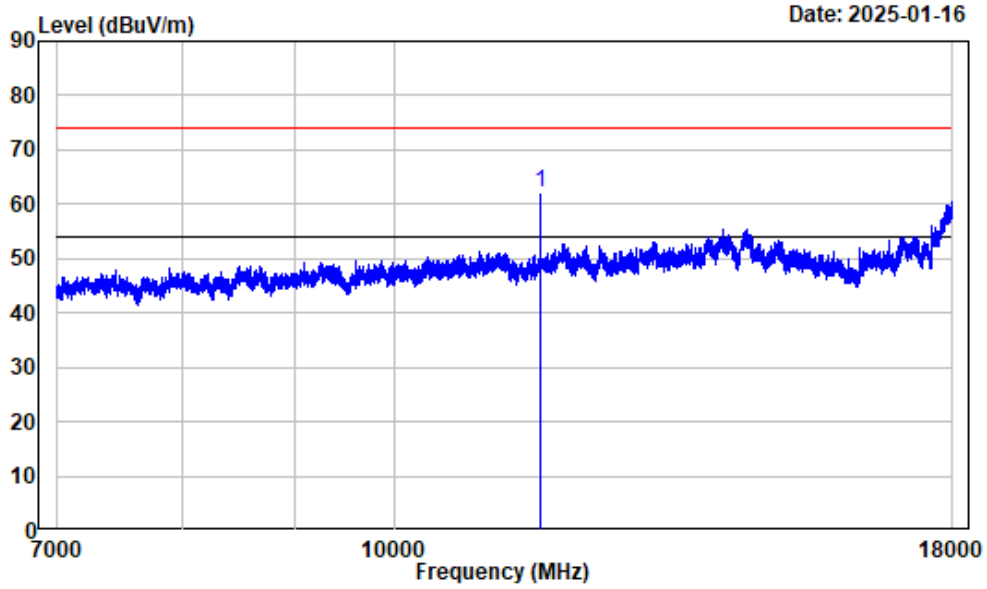

Condition : Vertical
Project No. : 2401Z25490E-RF
Tester : Dylan Yang
Spectrum setting: Peak reading: RBW:1MHz VBW:3MHz Detector:Peak
Note : 5G_B4_ant2_a_5825

	Freq	Factor	Read Level	Level	Limit Line	Over Limit	Remark
	MHz	dB/m	dBuV	dBuV/m	dBuV/m	dB	
1	11650.000	3.42	58.70	62.12	74.00	-11.88	Peak
2	18000.000	13.20	47.56	60.76	74.00	-13.24	Peak

7-18GHz_Vertical_Average

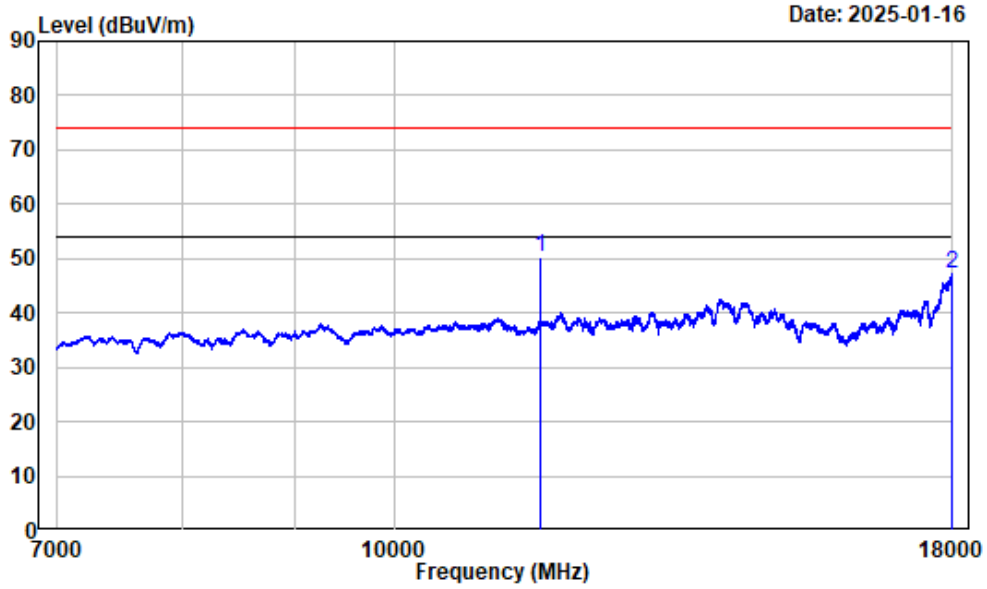

Condition : Vertical
Project No. : 2401Z25490E-RF
Tester : Dylan Yang
Spectrum setting: Average reading: RBW:1MHz VBW:1kHz Detector:Peak
Note : 5G_B4_ant2_a_5825

	Freq	Factor	Read Level	Level	Limit Line	Over Limit	Remark
	MHz	dB/m	dBuV	dBuV/m	dBuV/m	dB	
1	11650.000	3.42	46.81	50.23	54.00	-3.77	Average
2	17998.630	13.19	34.01	47.20	54.00	-6.80	Average

18-40GHz_Horizontal_Peak

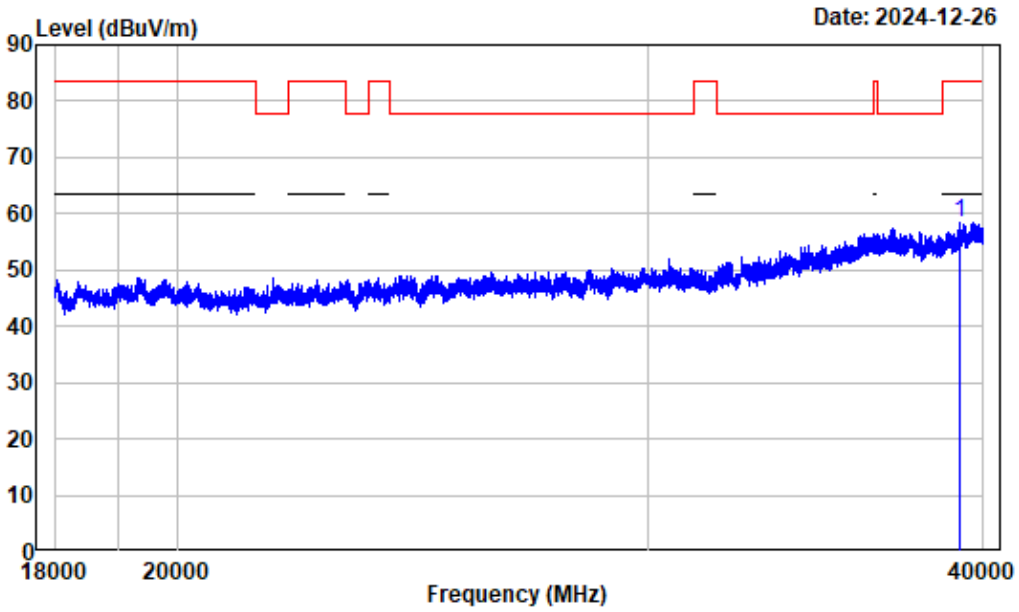

Condition : Horizontal
Project No.: 2401Z25490E-RF
Tester : Dylan Yang
Note : Peak reading: RBW:1MHz VBW:3MHz Detector:Peak
: 5G_B4_ant2_a_5825

	Freq	Factor	Read Level	Level	Limit Line	Over Limit	Remark
	MHz	dB/m	dBuV	dBuV/m	dBuV/m	dB	
1	39185.900	22.80	35.77	58.57	83.50	-24.93	Peak

18-40GHz_Horizontal_Average

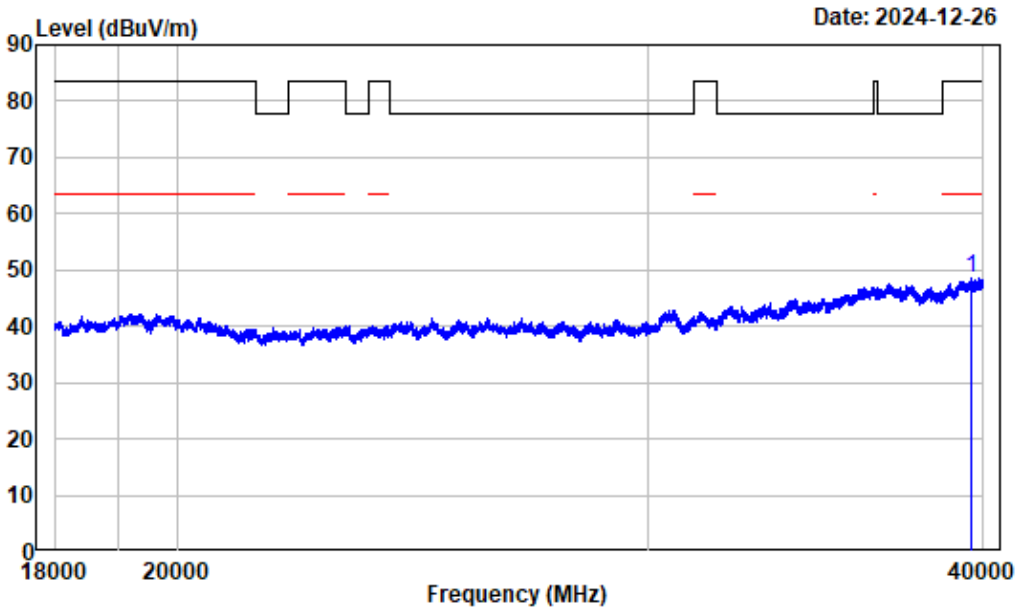

Condition: Horizontal
EUT : 2401Z25490E-RF
Mode : Dylan Yang
Note : Average reading: RBW:1MHz VBW:1kHz Detector:Peak
: 5G_B4_ant2_a_5825

	Freq	Factor	Read Level	Level	Limit Line	Over Limit	Remark
	MHz	dB/m	dBuV	dBuV/m	dBuV/m	dB	
1	39603.950	22.79	25.81	48.60	63.50	-14.90	Average

18-40GHz_Vertical_Peak

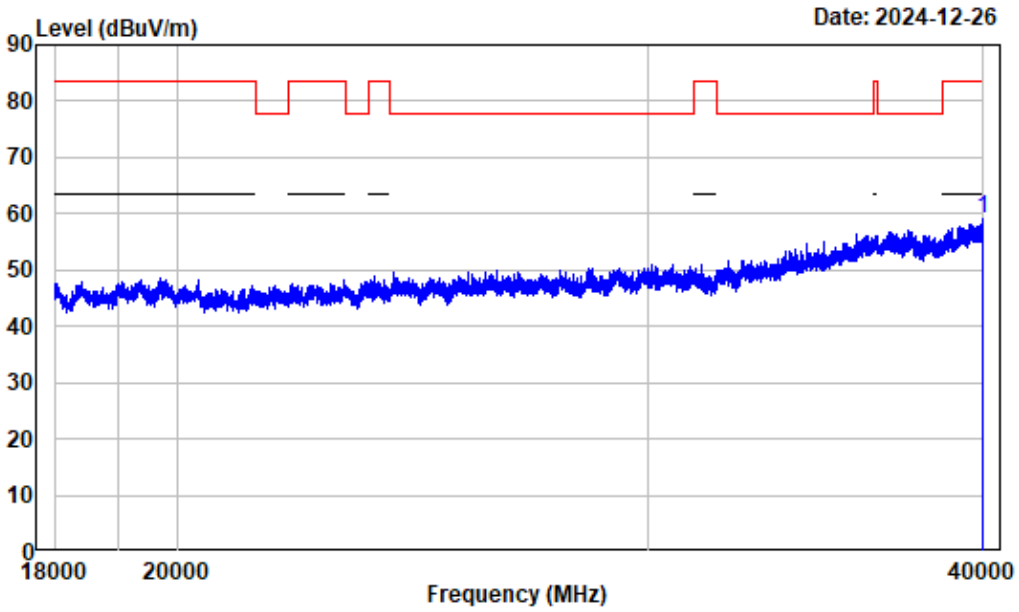

Condition : Vertical
Project No.: 2401Z25490E-RF
Tester : Dylan Yang
Note : Peak reading: RBW:1MHz VBW:3MHz Detector:Peak
: 5G_B4_ant2_a_5825

	Freq	Factor	Read Level	Level	Limit Line	Over Limit	Remark
	MHz	dB/m	dBuV	dBuV/m	dBuV/m	dB	
1	39964.250	22.58	36.60	59.18	83.50	-24.32	Peak

18-40GHz_Vertical_Average

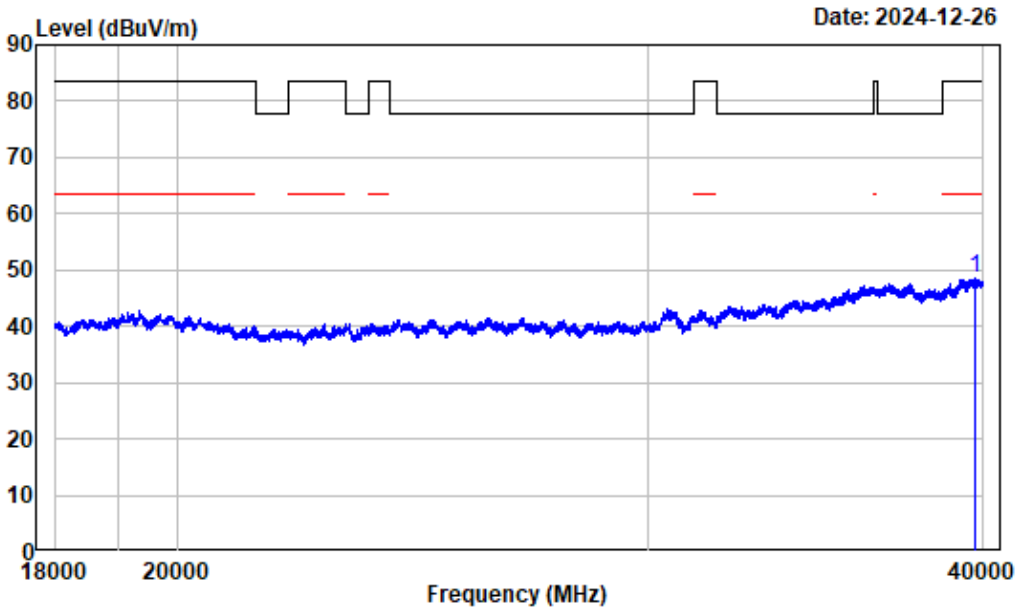

Condition: Vertical
EUT : 2401Z25490E-RF
Mode : Dylan Yang
Note : Average reading: RBW:1MHz VBW:1kHz Detector:Peak
: 5G_B4_ant2_a_5825

	Freq	Factor	Read Level	Level	Limit Line	Over Limit	Remark
	MHz	dB/m	dBuV	dBuV/m	dBuV/m	dB	
1	39746.970	22.58	25.88	48.46	63.50	-15.04	Average

RF Conducted data

Emission Bandwidth

Test Information:

Sample No.:	2V3K-1	**Test Date:**	2024/12/31~2025/01/02
Test Site:	RF	**Test Mode:**	Transmitting
Tester:	Cheeb Huang	**Test Result:**	Pass

Environmental Conditions:

Temperature: (°C):	23.1-24.2	**Relative Humidity: (%)**	37-42	**ATM Pressure: (kPa)**	101.5-101.8

26dB Emission Bandwidth

5150-5250MHz

Mode	Antenna	Test Frequency (MHz)	Result (MHz)
802.11a	Chain 0	5180	27.838
		5200	31.923
		5240	29.280
	Chain 1	5180	28.185
		5200	28.898
		5240	26.103
	Chain 2	5180	27.668
		5200	29.563
		5240	24.658
802.11ac20	Chain 0	5180	36.068
		5200	35.597
		5240	23.857
	Chain 1	5180	29.485
		5200	28.539
		5240	20.638
	Chain 2	5180	28.881
		5200	30.815
		5240	24.727

Mode	Antenna	Test Frequency (MHz)	Result (MHz)
802.11ac40	Chain 0	5190	59.072
		5230	40.941
	Chain 1	5190	43.443
		5230	40.340
	Chain 2	5190	45.646
		5230	40.841
802.11ac80	Chain 0	5210	102.954
	Chain 1	5210	**113.591**
	Chain 2	5210	103.834
802.11ax20_RU_Full	Chain 0	5180	28.592
		5200	29.371
		5240	19.970
	Chain 1	5180	30.351
		5200	27.823
		5240	24.188
	Chain 2	5180	29.412
		5200	28.569
		5240	20.140
802.11ax40_RU_Full	Chain 0	5190	49.249
		5230	39.840
	Chain 1	5190	47.147
		5230	39.840
	Chain 2	5190	47.047
		5230	39.940
802.11ax80_RU_Full	Chain 0	5210	86.887
	Chain 1	5210	98.699
	Chain 2	5210	94.695

5250-5350MHz

Mode	Antenna	Test Frequency (MHz)	Result (MHz)
802.11a	Chain 0	5260	25.452
		5280	26.212
		5320	33.480
	Chain 1	5260	27.039
		5280	27.603
		5320	29.389
	Chain 2	5260	26.376
		5280	23.532
		5320	27.354
802.11ac20	Chain 0	5260	22.182
		5280	22.082
		5320	29.527
	Chain 1	5260	21.455
		5280	22.039
		5320	26.310
	Chain 2	5260	21.472
		5280	21.606
		5320	29.759
802.11ac40	Chain 0	5270	41.341
		5310	62.958
	Chain 1	5270	40.440
		5310	47.748
	Chain 2	5270	40.741
		5310	48.448
802.11ac80	Chain 0	5290	102.349
	Chain 1	5290	106.130
	Chain 2	5290	104.215
802.11ac160	Chain 0	5250	162.963
	Chain 1	5250	164.965
	Chain 2	5250	**167.768**

Mode	Antenna	Test Frequency (MHz)	Result (MHz)
802.11ax20_RU_Full	Chain 0	5260	22.605
		5280	22.394
		5320	32.705
	Chain 1	5260	22.281
		5280	22.058
		5320	28.367
	Chain 2	5260	22.608
		5280	22.019
		5320	28.673
802.11ax40_RU_Full	Chain 0	5270	39.940
		5310	48.248
	Chain 1	5270	39.840
		5310	43.644
	Chain 2	5270	39.740
		5310	48.549
802.11ax80_RU_Full	Chain 0	5290	87.087
	Chain 1	5290	90.290
	Chain 2	5290	91.491
802.11ax160_RU_Full	Chain 0	5250	165.766
	Chain 1	5250	164.164
	Chain 2	5250	163.363

5470-5725MHz

Mode	Antenna	Test Frequency (MHz)	Result (MHz)
802.11a	Chain 0	5500	34.203
		5580	27.864
		5700	25.350
		5720	21.989
	Chain 1	5500	33.220
		5580	27.535
		5700	29.513
		5720	28.856
	Chain 2	5500	27.209
		5580	22.755
		5700	25.768
		5720	28.188
802.11ac20	Chain 0	5500	29.772
		5580	22.403
		5700	26.894
		5720	22.185
	Chain 1	5500	27.546
		5580	21.776
		5700	25.074
		5720	21.779
	Chain 2	5500	27.595
		5580	21.829
		5700	26.723
		5720	21.654

Mode	Antenna	Test Frequency (MHz)	Result (MHz)
802.11ac40	Chain 0	5510	56.825
		5550	41.241
		5670	62.535
		5710	41.341
	Chain 1	5510	43.343
		5550	40.641
		5670	49.750
		5710	40.541
	Chain 2	5510	48.949
		5550	40.841
		5670	58.357
		5710	40.641
802.11ac80	Chain 0	5530	113.066
		5610	80.480
		5690	80.480
	Chain 1	5530	107.134
		5610	80.280
		5690	80.080
	Chain 2	5530	103.119
		5610	80.080
		5690	80.080
802.11ac160	Chain 0	5570	168.969
	Chain 1	5570	169.770
	Chain 2	5570	**171.371**

Mode	Antenna	Test Frequency (MHz)	Result (MHz)
802.11ax20_RU_Full	Chain 0	5500	28.141
		5580	22.039
		5700	25.553
		5720	22.583
	Chain 1	5500	32.421
		5580	21.818
		5700	25.405
		5720	21.869
	Chain 2	5500	29.026
		5580	22.109
		5700	24.935
		5720	21.806
802.11ax40_RU_Full	Chain 0	5510	51.646
		5550	39.640
		5670	49.750
		5710	39.840
	Chain 1	5510	48.354
		5550	39.840
		5670	56.168
		5710	39.640
	Chain 2	5510	51.362
		5550	39.840
		5670	53.901
		5710	39.640
802.11ax80_RU_Full	Chain 0	5530	87.688
		5610	80.681
		5690	80.480
	Chain 1	5530	90.691
		5610	80.881
		5690	80.881
	Chain 2	5530	80.681
		5610	80.881
		5690	80.881
802.11ax160_RU_Full	Chain 0	5570	163.363
	Chain 1	5570	164.164
	Chain 2	5570	163.363

6dB Emission Bandwidth
5725-5850MHz

Mode	Antenna	Test Frequency (MHz)	Result (MHz)	Limit (MHz)	Verdict
802.11a	Chain 0	5745	16.466	0.5	Pass
		5785	16.416	0.5	Pass
		5825	16.416	0.5	Pass
	Chain 1	5745	16.416	0.5	Pass
		5785	16.416	0.5	Pass
		5825	16.416	0.5	Pass
	Chain 2	5745	16.466	0.5	Pass
		5785	16.416	0.5	Pass
		5825	16.416	0.5	Pass
802.11ac20	Chain 0	5745	17.668	0.5	Pass
		5785	17.668	0.5	Pass
		5825	17.668	0.5	Pass
	Chain 1	5745	17.668	0.5	Pass
		5785	17.668	0.5	Pass
		5825	17.668	0.5	Pass
	Chain 2	5745	17.668	0.5	Pass
		5785	17.668	0.5	Pass
		5825	17.618	0.5	Pass
802.11ac40	Chain 0	5755	35.235	0.5	Pass
		5795	35.335	0.5	Pass
	Chain 1	5755	35.335	0.5	Pass
		5795	35.335	0.5	Pass
	Chain 2	5755	35.235	0.5	Pass
		5795	35.235	0.5	Pass
802.11ac80	Chain 0	5775	75.475	0.5	Pass
	Chain 1	5775	75.475	0.5	Pass
	Chain 2	5775	75.475	0.5	Pass

Mode	Antenna	Test Frequency (MHz)	Result (MHz)	Limit (MHz)	Verdict
802.11ax20_RU_Full	Chain 0	5745	18.919	0.5	Pass
		5785	18.819	0.5	Pass
		5825	18.869	0.5	Pass
	Chain 1	5745	18.669	0.5	Pass
		5785	18.919	0.5	Pass
		5825	18.669	0.5	Pass
	Chain 2	5745	19.069	0.5	Pass
		5785	18.919	0.5	Pass
		5825	18.719	0.5	Pass
802.11ax40_RU_Full	Chain 0	5755	36.236	0.5	Pass
		5795	37.237	0.5	Pass
	Chain 1	5755	35.235	0.5	Pass
		5795	35.235	0.5	Pass
	Chain 2	5755	35.235	0.5	Pass
		5795	36.136	0.5	Pass
802.11ax80_RU_Full	Chain 0	5775	75.475	0.5	Pass
	Chain 1	5775	75.475	0.5	Pass
	Chain 2	5775	**75.676**	0.5	Pass

5150-5250MHz

802.11a_5180MHz_Chain 0 27.838MHz

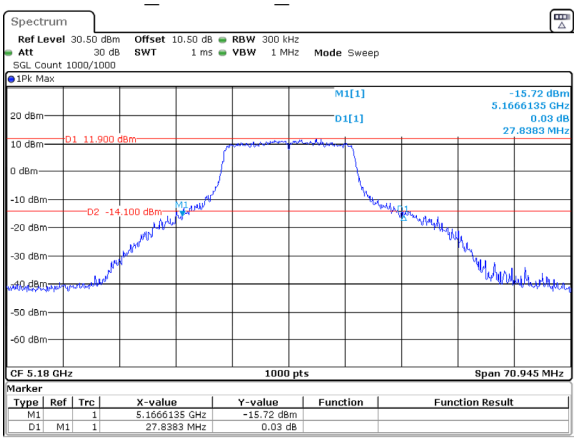

802.11a_5200MHz_Chain 0 31.923MHz

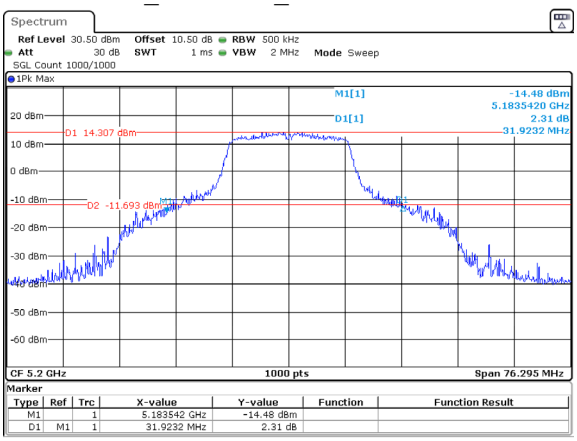

802.11a_5240MHz_Chain 0 29.280MHz

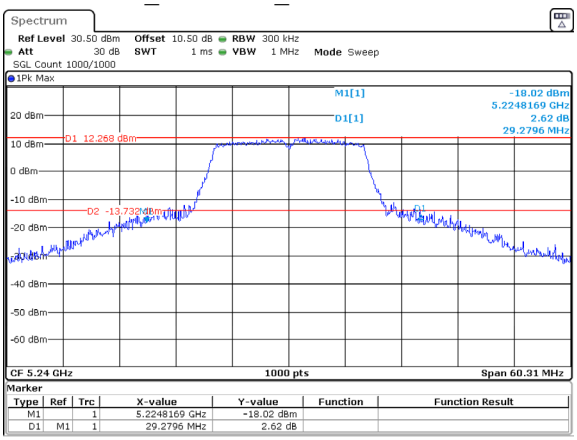

802.11a_5180MHz_Chain 1 28.185MHz

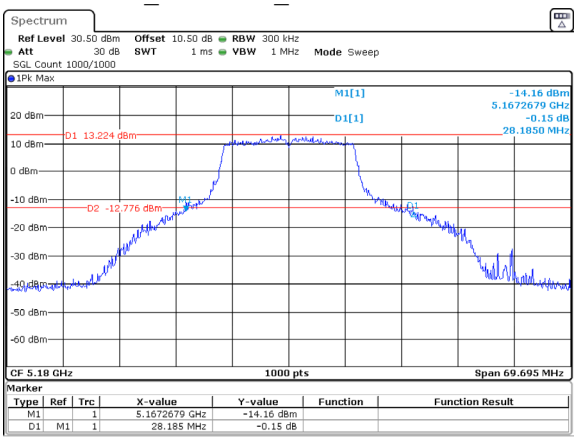

802.11a_5200MHz_Chain 1 28.898MHz

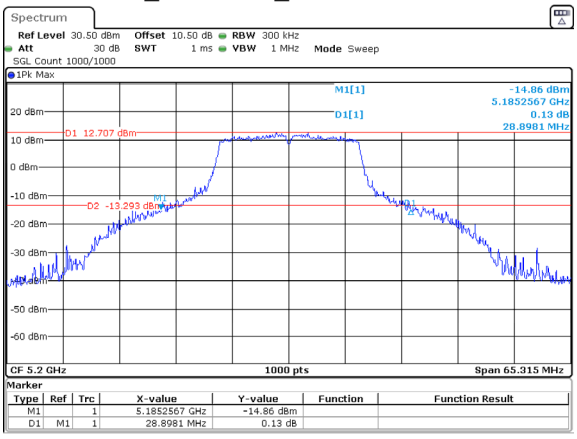

802.11a_5240MHz_Chain 1 26.103MHz

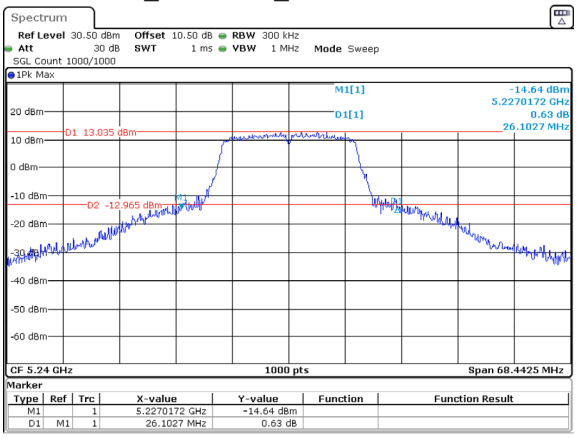

802.11a_5180MHz_Chain 2 27.668MHz

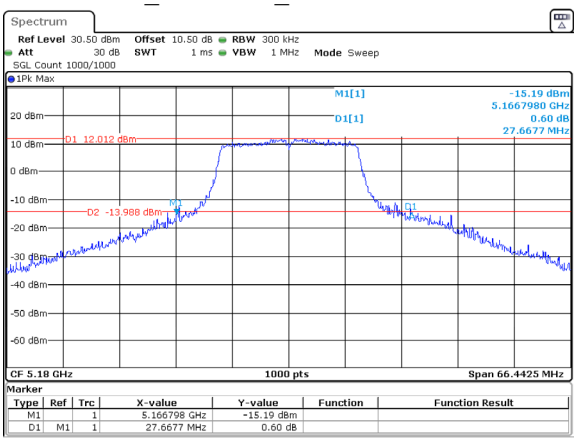

802.11a_5200MHz_Chain 2 29.563MHz

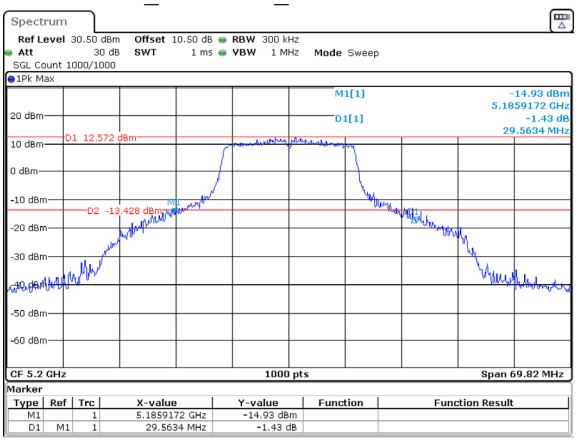

802.11a_5240MHz_Chain 2 24.658MHz

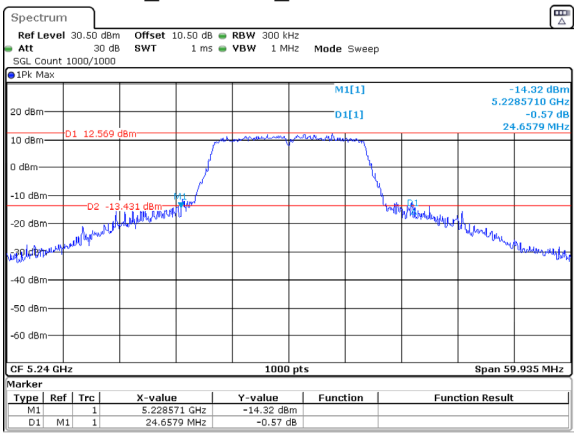

802.11ac20_5180MHz_Chain 0 36.068MHz

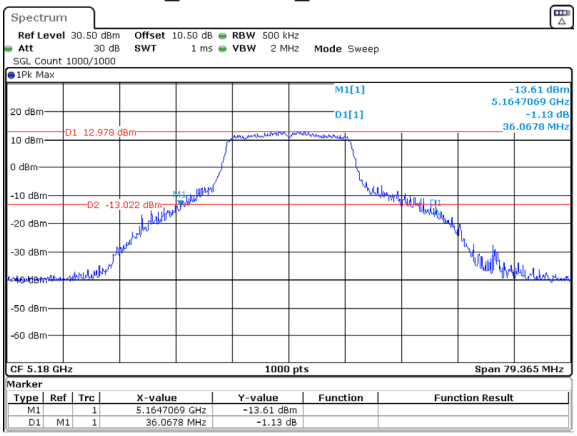

802.11ac20_5200MHz_Chain 0 35.597MHz

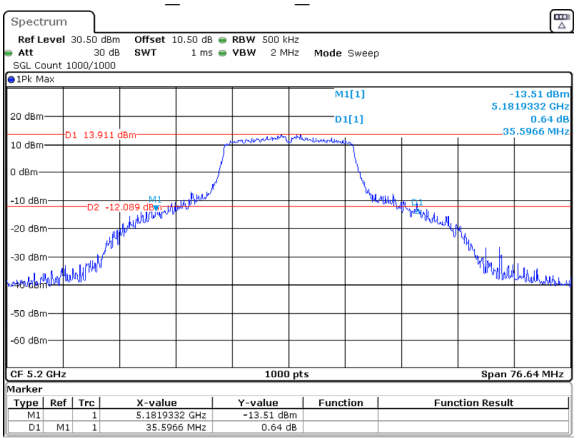

802.11ac20_5240MHz_Chain 0 23.857MHz

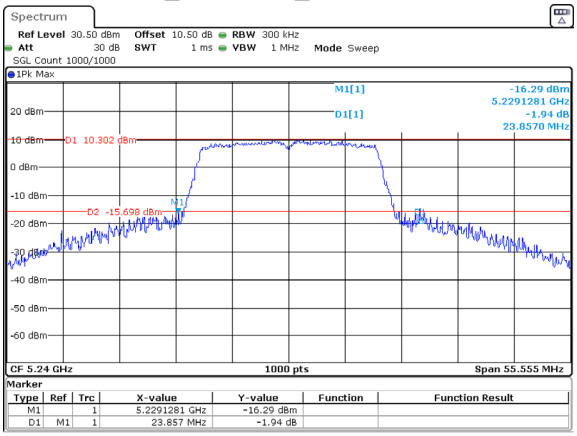

802.11ac20_5180MHz_Chain 1 29.485MHz

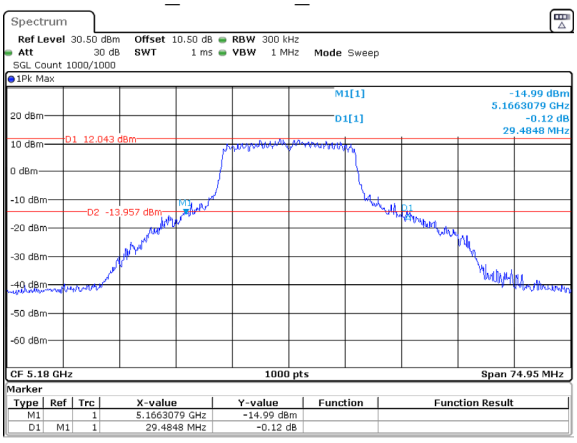

802.11ac20_5200MHz_Chain 1 28.539MHz

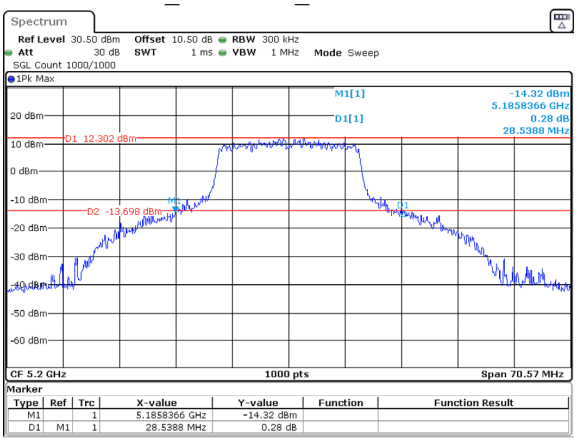

802.11ac20_5240MHz_Chain 1 20.638MHz

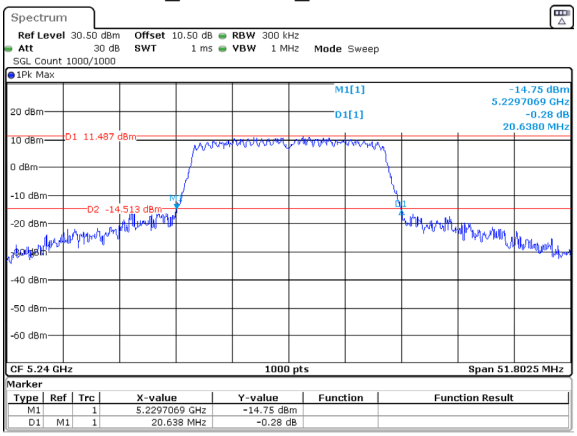

802.11ac20_5180MHz_Chain 2 28.881MHz

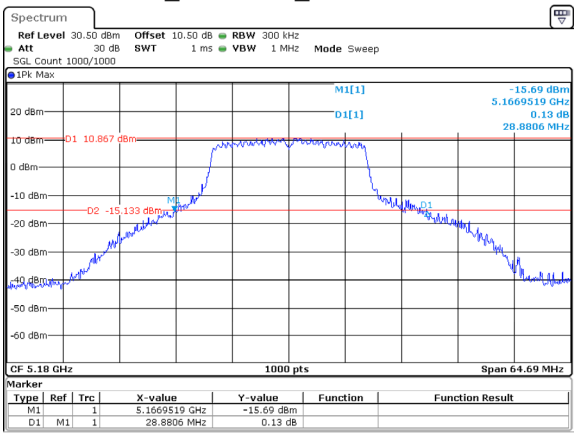

802.11ac20_5200MHz_Chain 2 30.815MHz

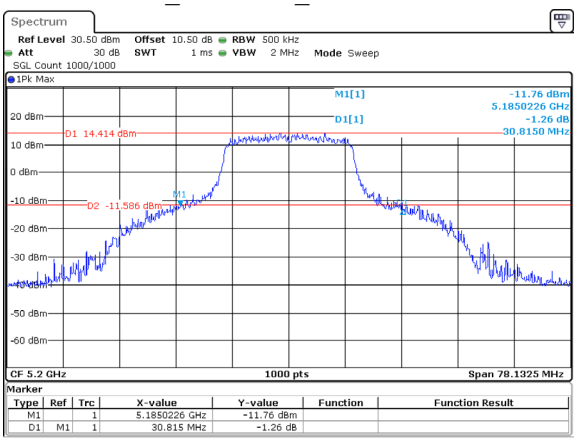

802.11ac20_5240MHz_Chain 2 24.727MHz

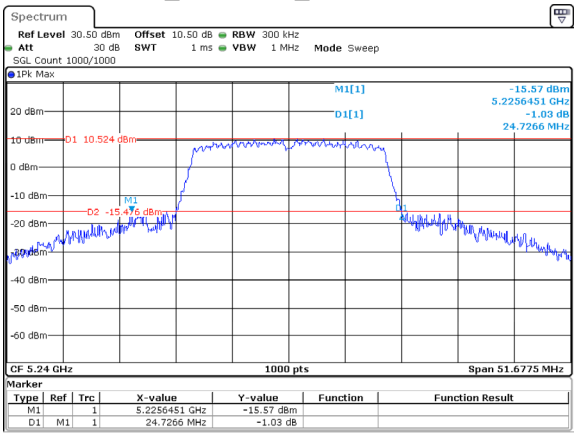

802.11ac40_5190MHz_Chain 0 59.072MHz

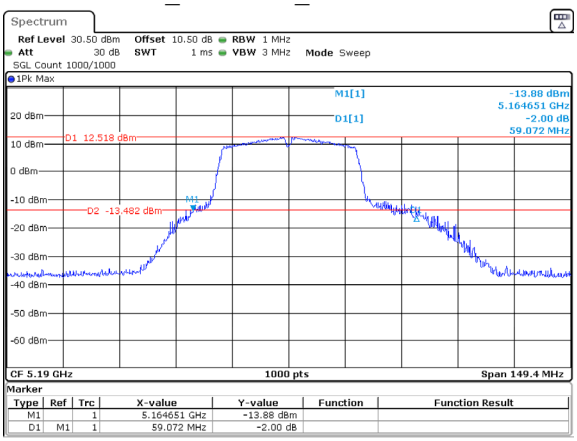

802.11ac40_5230MHz_Chain 0 40.941MHz

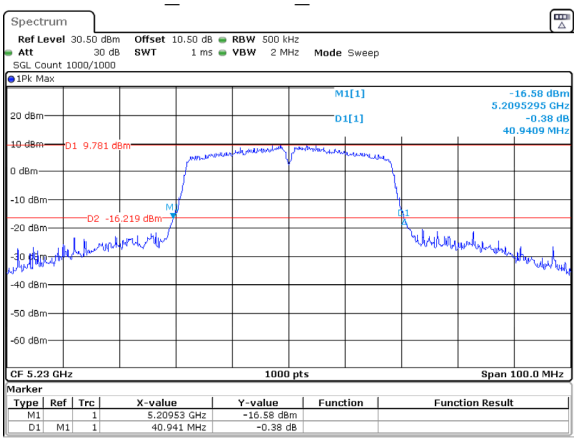

802.11ac40_5190MHz_Chain 1 43.443MHz

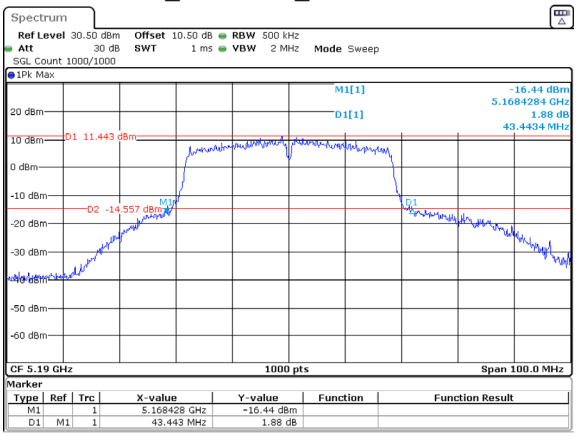

802.11ac40_5230MHz_Chain 1 40.340MHz

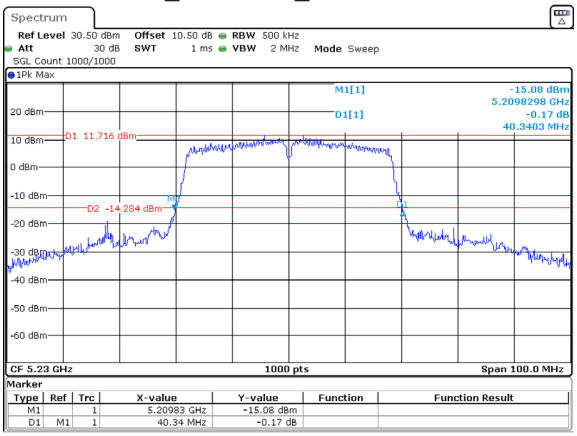

802.11ac40_5190MHz_Chain 2 45.646MHz

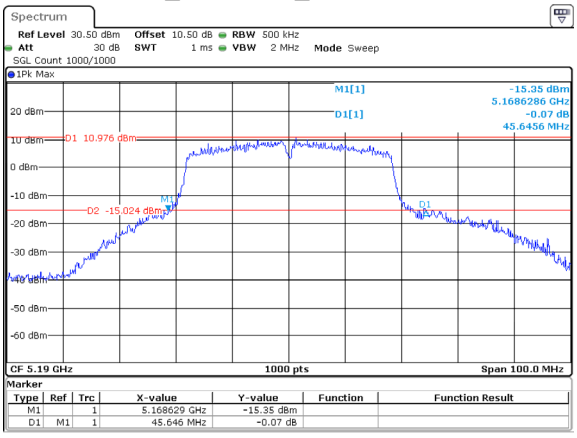

802.11ac40_5230MHz_Chain 2 40.841MHz

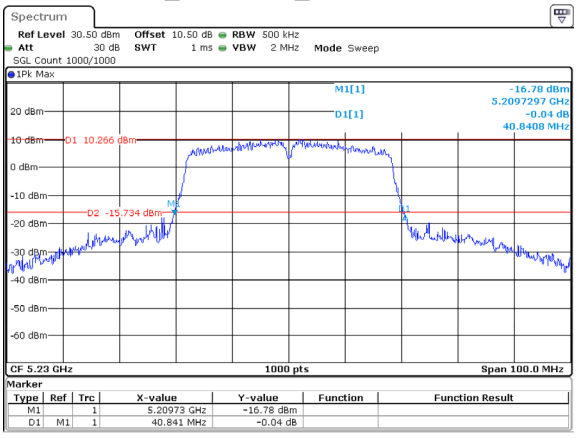

802.11ac80_5210MHz_Chain 0 102.954MHz

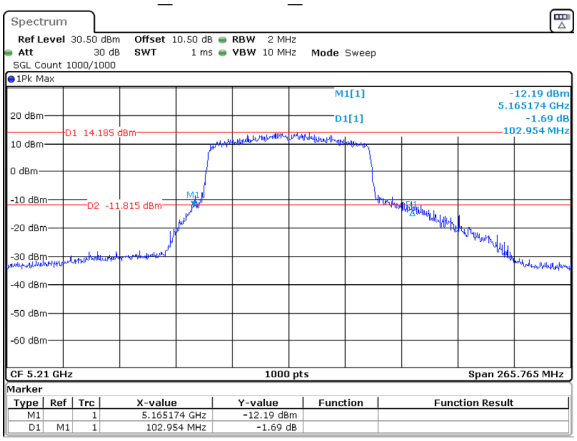

802.11ac80_5210MHz_Chain 1 113.591MHz

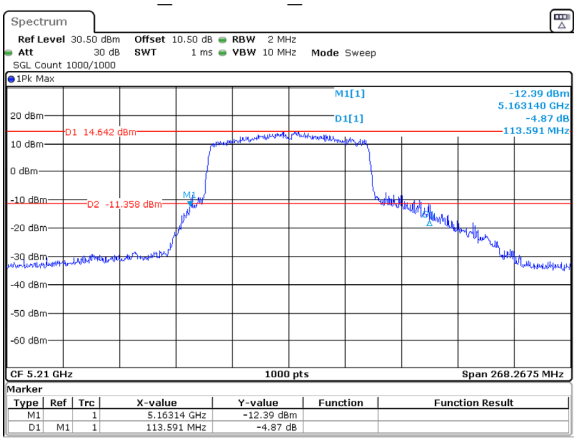

802.11ac80_5210MHz_Chain 2 103.834MHz

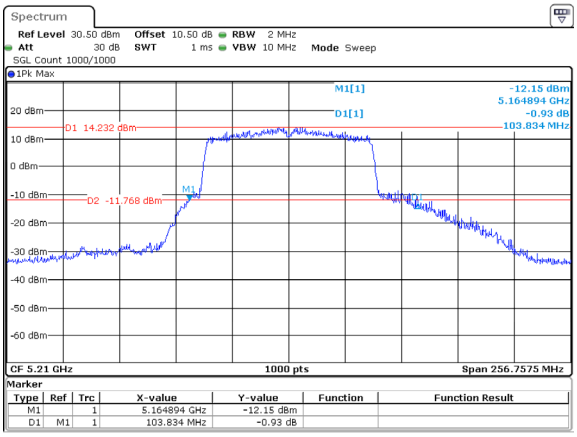

802.11ax20_5180MHz_RU_Full_Chain 0 28.592MHz

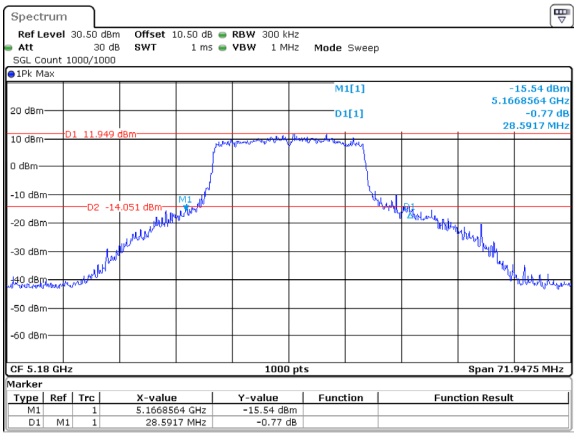

802.11ax20_5200MHz_RU_Full_Chain 0 29.371MHz

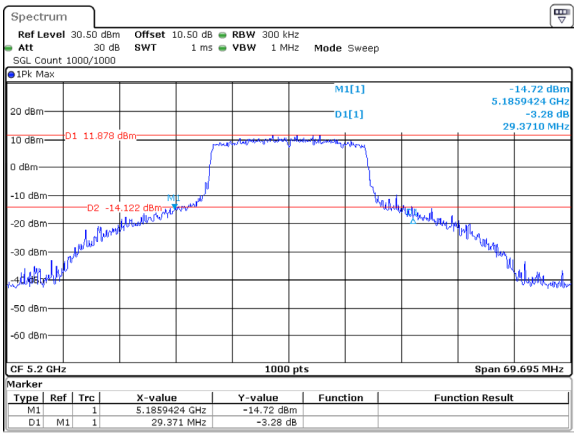

802.11ax20_5240MHz_RU_Full_Chain 0 19.970MHz

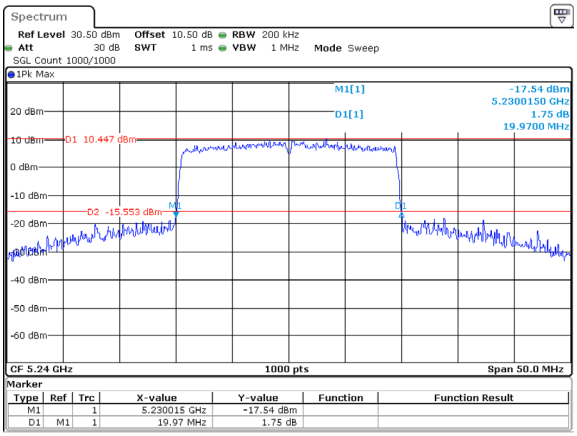

802.11ax20_5180MHz_RU_Full_Chain 1
30.351MHz

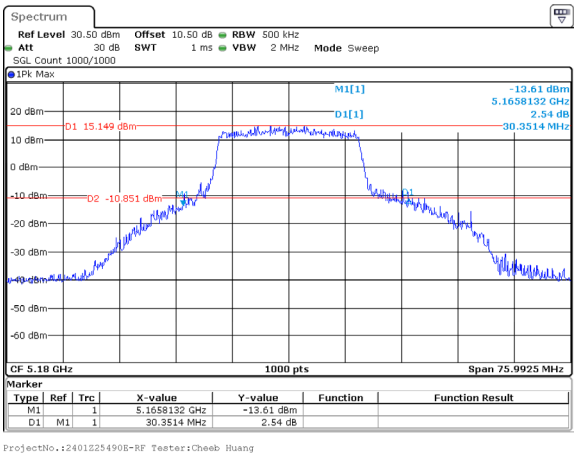

ProjectNo.:2401Z25490E-RF Tester:Cheeb Huang
Date: 2.JAN.2025 14:02:34

802.11ax20_5200MHz_RU_Full_Chain 1
27.823MHz

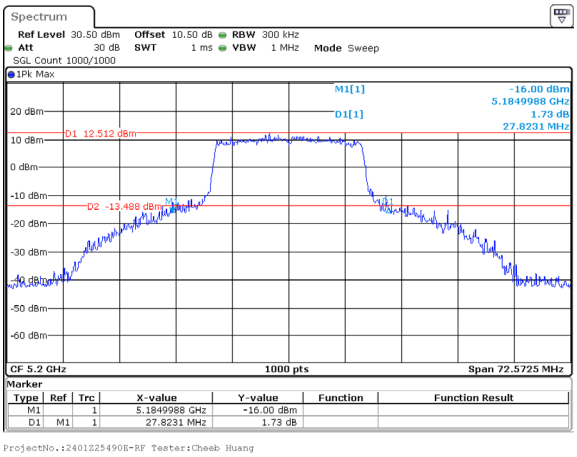

ProjectNo.:2401Z25490E-RF Tester:Cheeb Huang
Date: 2.JAN.2025 14:04:20

802.11ax20_5240MHz_RU_Full_Chain 1
24.188MHz

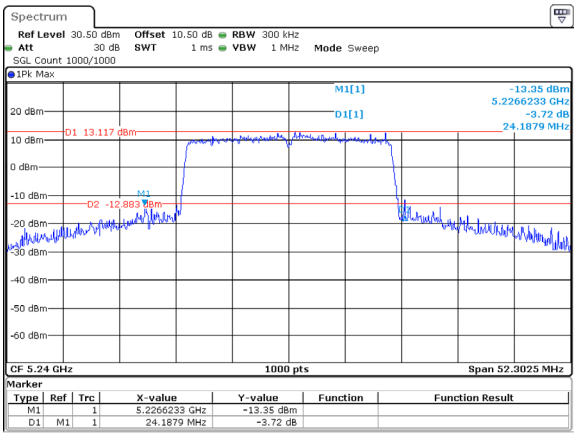

ProjectNo.:2401Z25490E-RF Tester:Cheeb Huang
Date: 2.JAN.2025 14:05:47

802.11ax20_5180MHz_RU_Full_Chain 2
29.412MHz

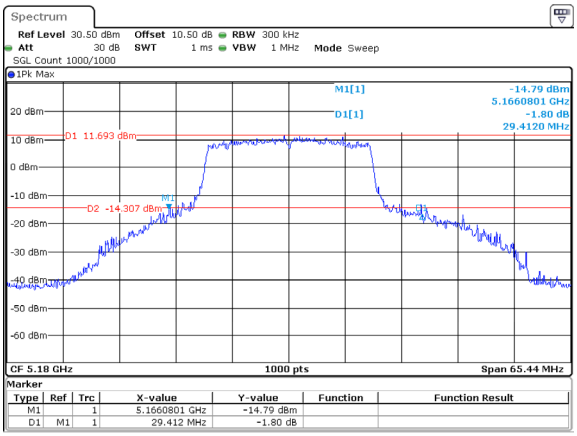

ProjectNo.:2401Z25490E-RF Tester:Cheeb Huang
Date: 2.JAN.2025 15:32:01

802.11ax20_5200MHz_RU_Full_Chain 2
28.569MHz

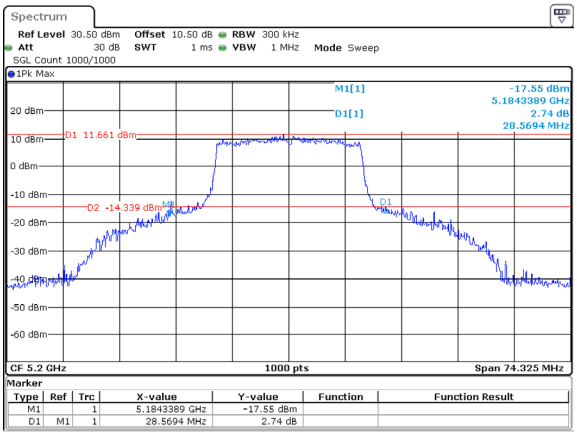

ProjectNo.:2401Z25490E-RF Tester:Cheeb Huang
Date: 2.JAN.2025 15:33:18

802.11ax20_5240MHz_RU_Full_Chain 2
20.140MHz

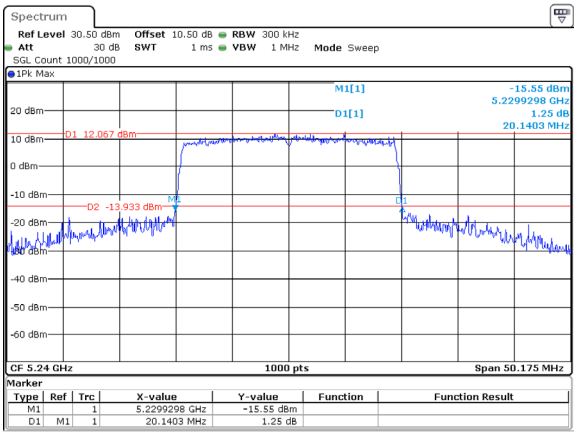

ProjectNo.:2401Z25490E-RF Tester:Cheeb Huang
Date: 2.JAN.2025 15:34:43

802.11ax40_5190MHz_RU_Full_Chain 0
49.249MHz

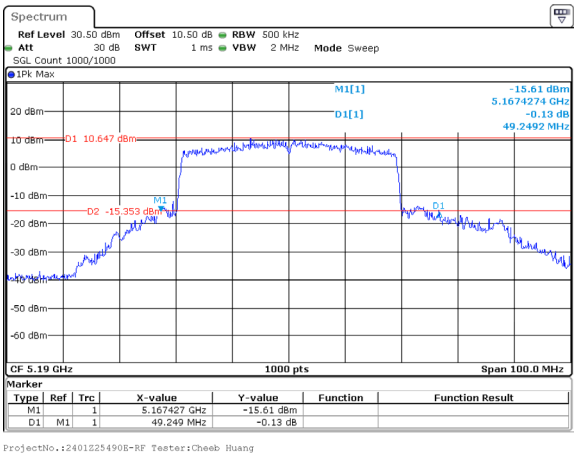

ProjectNo.:2401Z25490E-RF Tester:Cheeb Huang
Date: 2.JAN.2025 11:16:36

802.11ax40_5230MHz_RU_Full_Chain 0
39.840MHz

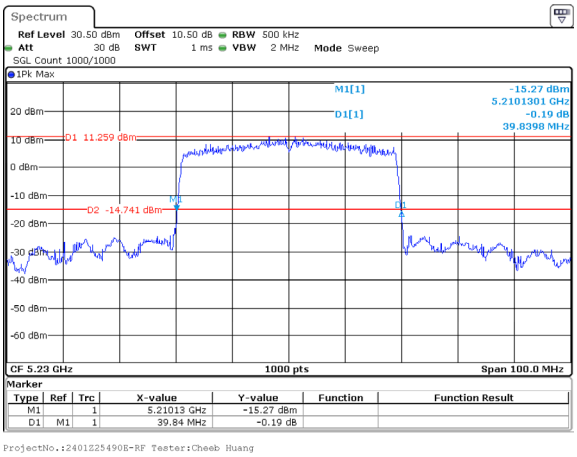

ProjectNo.:2401Z25490E-RF Tester:Cheeb Huang
Date: 2.JAN.2025 11:17:46

802.11ax40_5190MHz_RU_Full_Chain 1
47.147MHz

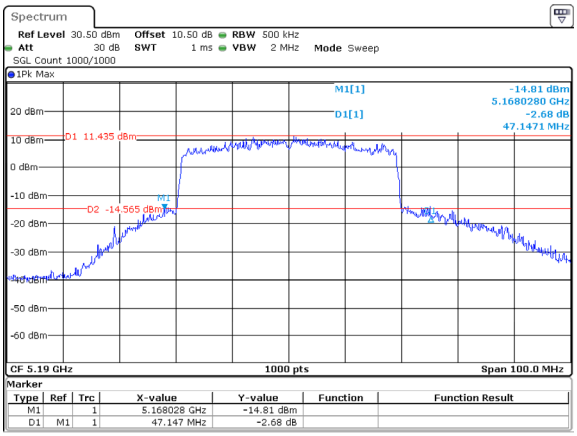

ProjectNo.:2401Z25490E-RF Tester:Cheeb Huang
Date: 2.JAN.2025 14:07:17

802.11ax40_5230MHz_RU_Full_Chain 1
39.840MHz

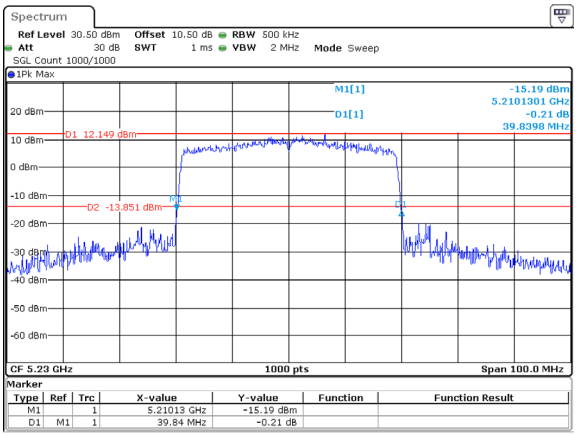

ProjectNo.:2401Z25490E-RF Tester:Cheeb Huang
Date: 2.JAN.2025 14:08:09

802.11ax40_5190MHz_RU_Full_Chain 2
47.047MHz

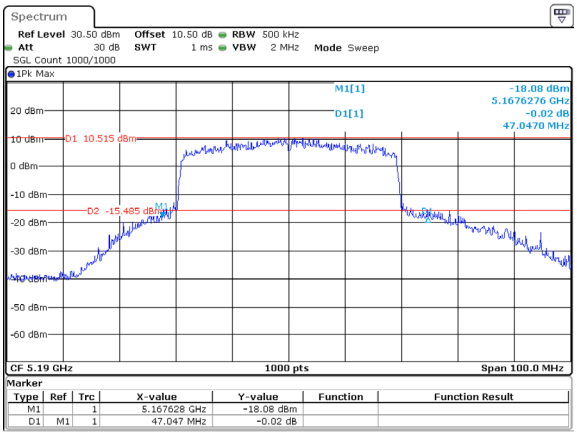

ProjectNo.:2401Z25490E-RF Tester:Cheeb Huang
Date: 2.JAN.2025 15:36:04

802.11ax40_5230MHz_RU_Full_Chain 2
39.940MHz

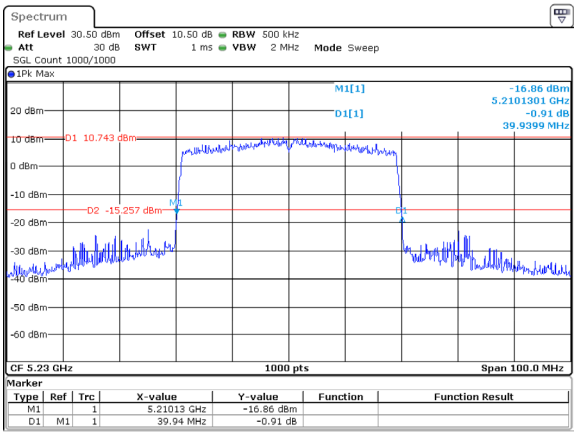

ProjectNo.:2401Z25490E-RF Tester:Cheeb Huang
Date: 2.JAN.2025 15:36:55

802.11ax80_5210MHz_RU_Full_Chain 0
86.887MHz

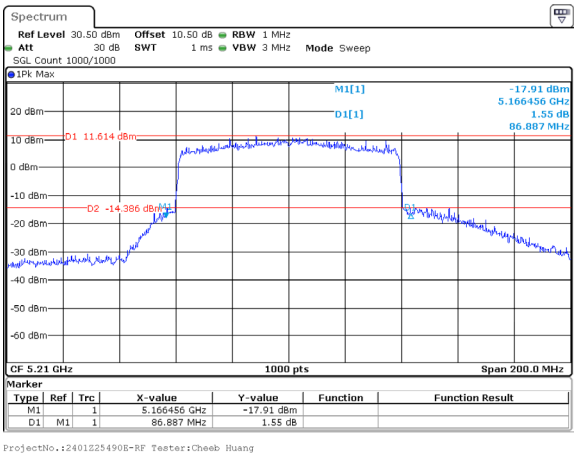

ProjectNo.:2401Z25490E-RF Tester:Cheeb Huang
Date: 2.JAN.2025 11:19:05

802.11ax80_5210MHz_RU_Full_Chain 1
98.699MHz

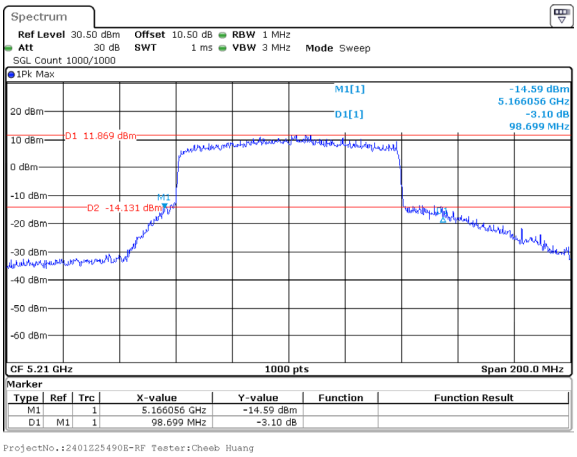

ProjectNo.:2401Z25490E-RF Tester:Cheeb Huang
Date: 2.JAN.2025 14:09:22

802.11ax80_5210MHz_RU_Full_Chain 2
94.695MHz

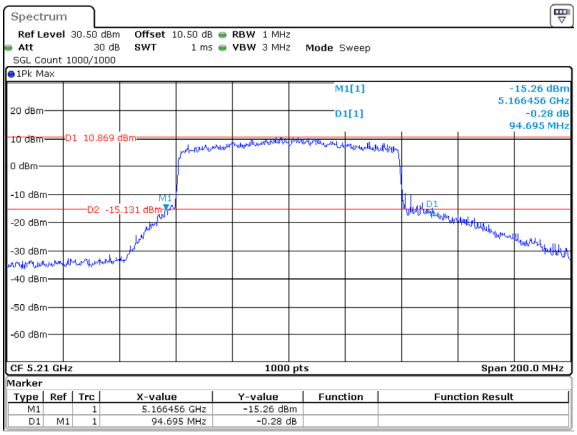

ProjectNo.:2401Z25490E-RF Tester:Cheeb Huang
Date: 2.JAN.2025 15:38:17

5250-5350MHz

802.11a_5260MHz_Chain 0 25.452MHz

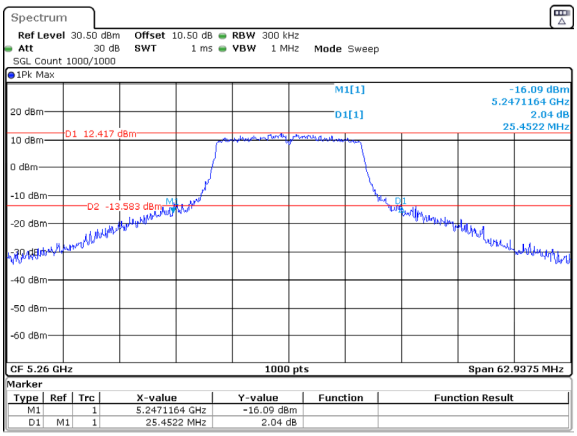

ProjectNo.:2401Z25490E-RF Tester:Cheeb Huang
Date: 31.DEC.2024 11:16:42

802.11a_5280MHz_Chain 0 26.212MHz

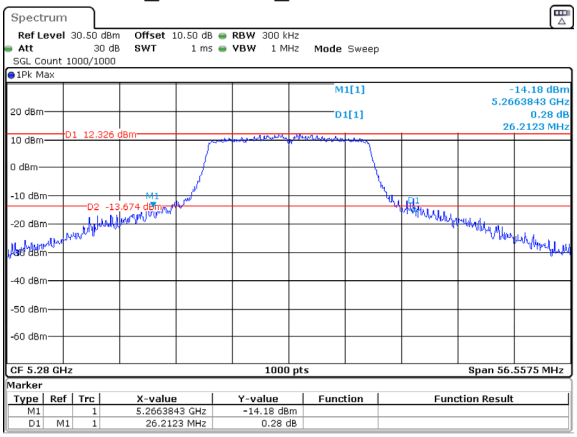

ProjectNo.:2401Z25490E-RF Tester:Cheeb Huang
Date: 31.DEC.2024 11:19:37

802.11a_5320MHz_Chain 0 33.480MHz

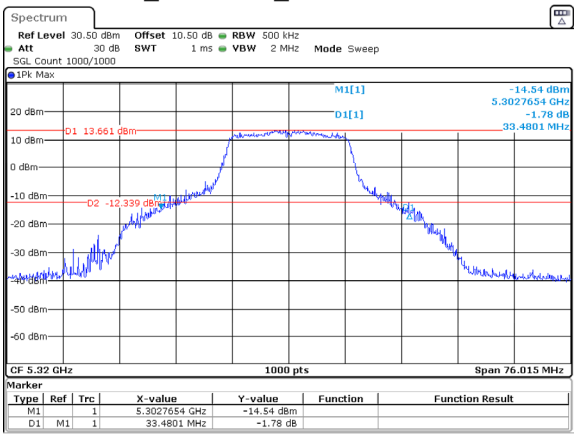

ProjectNo.:2401Z25490E-RF Tester:Cheeb Huang
Date: 31.DEC.2024 11:21:15

802.11a_5260MHz_Chain 1 27.039MHz

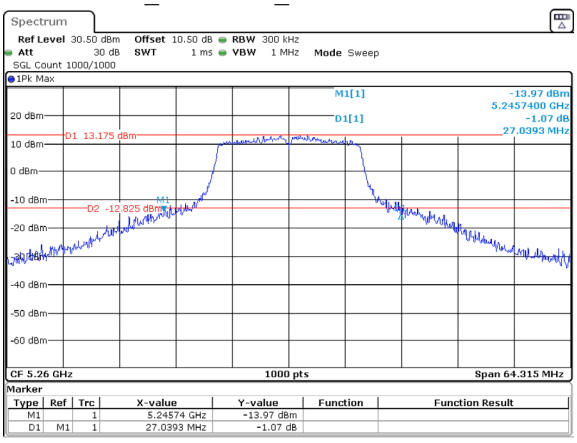

802.11a_5280MHz_Chain 1 27.603MHz

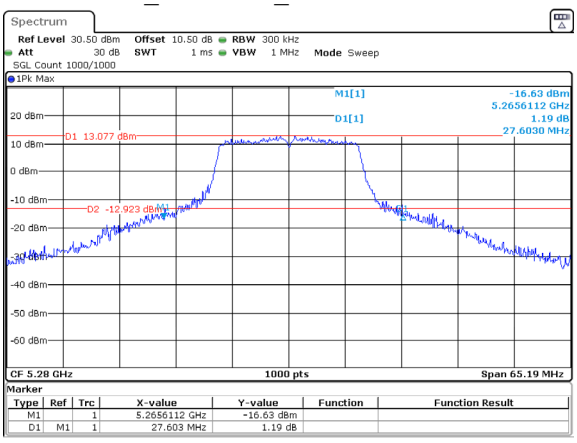

802.11a_5320MHz_Chain 1 29.389MHz

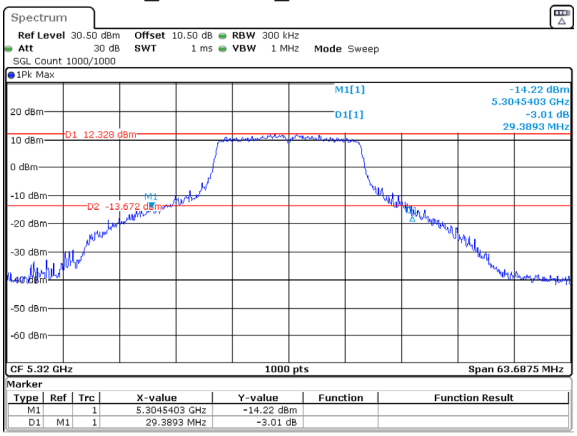

802.11a_5260MHz_Chain 2 26.376MHz

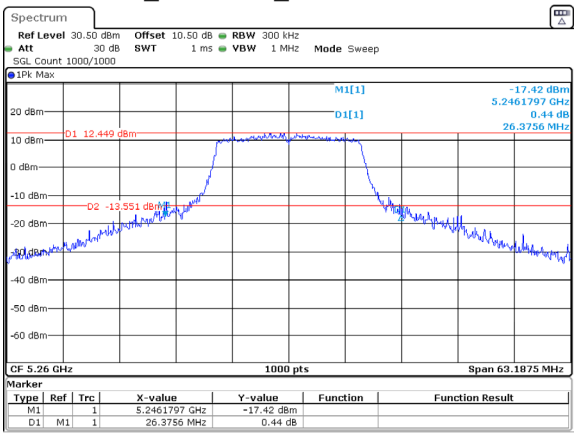

802.11a_5280MHz_Chain 2 23.532MHz

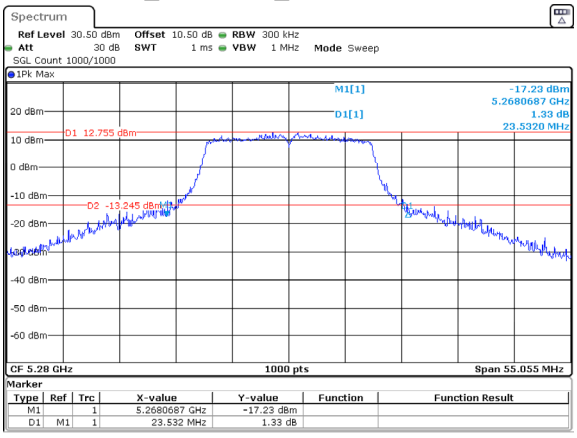

802.11a_5320MHz_Chain 2 27.354MHz

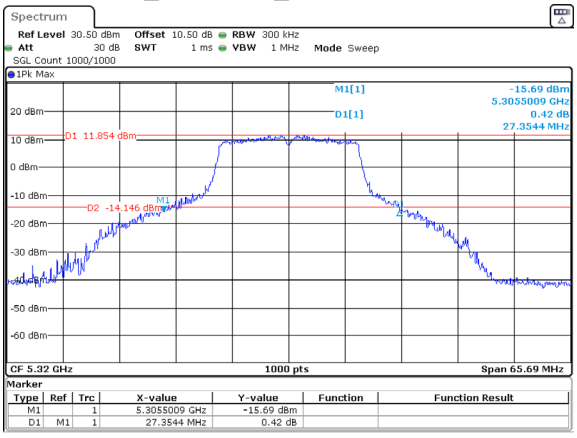

802.11ac160_5250MHz_Chain 0 162.963MHz

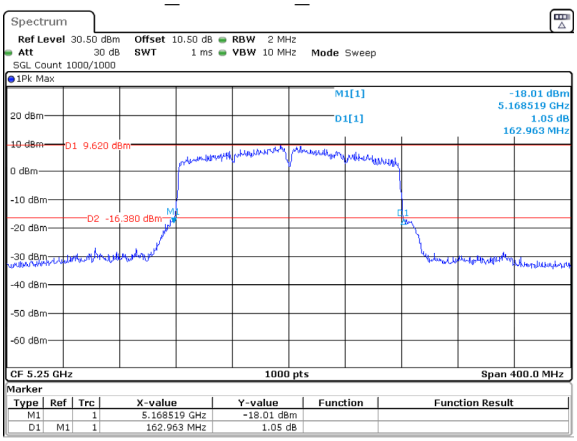

802.11ac160_5250MHz_Chain 1 164.965MHz

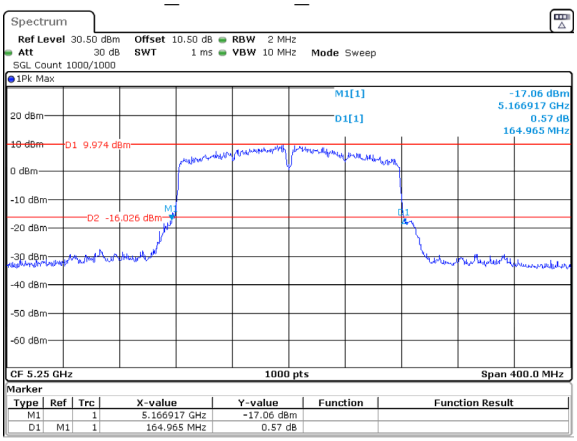

802.11ac160_5250MHz_Chain 2 167.768MHz

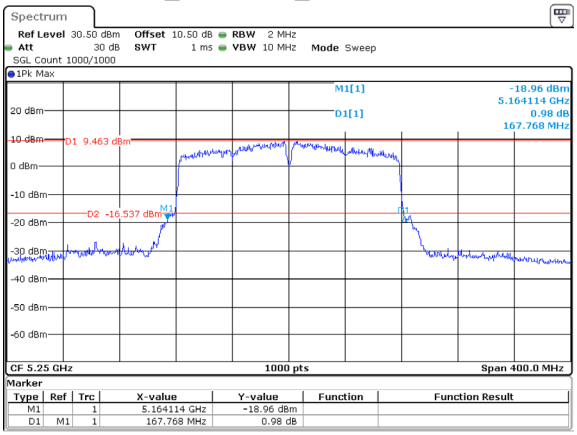

802.11ac20_5260MHz_Chain 0 22.182MHz

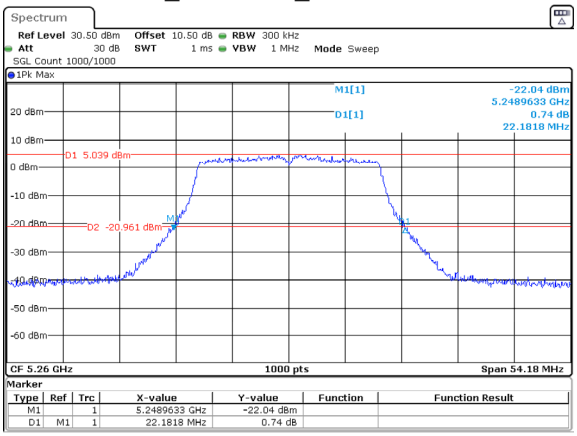

802.11ac20_5280MHz_Chain 0 22.082MHz

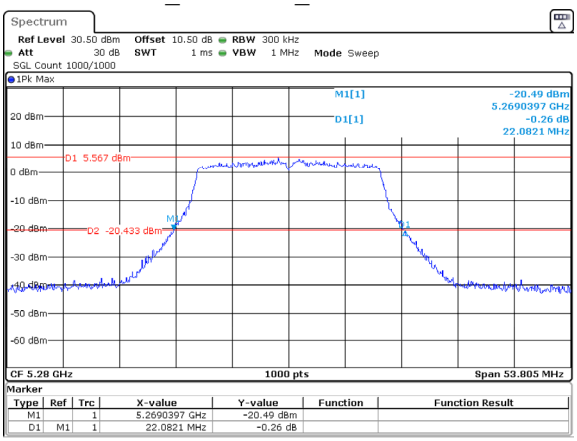

802.11ac20_5320MHz_Chain 0 29.527MHz

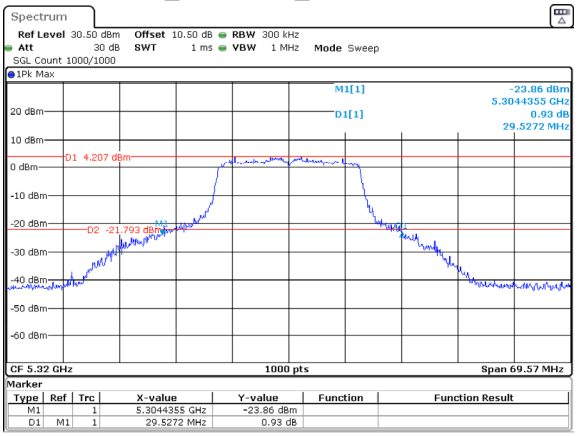

802.11ac20_5260MHz_Chain 1 21.455MHz

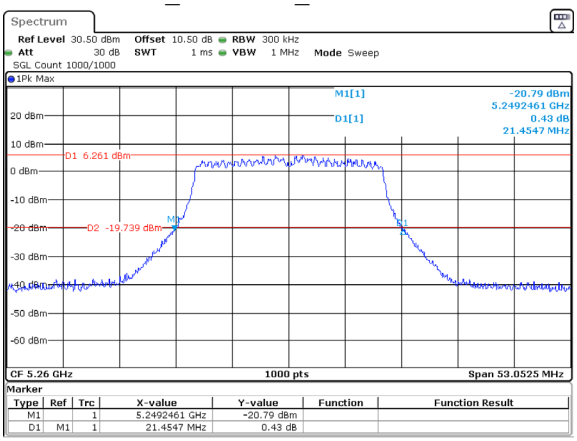

802.11ac20_5280MHz_Chain 1 22.039MHz

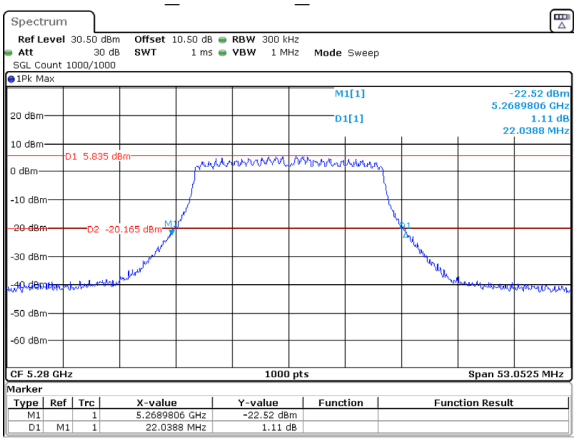

802.11ac20_5320MHz_Chain 1 26.310MHz

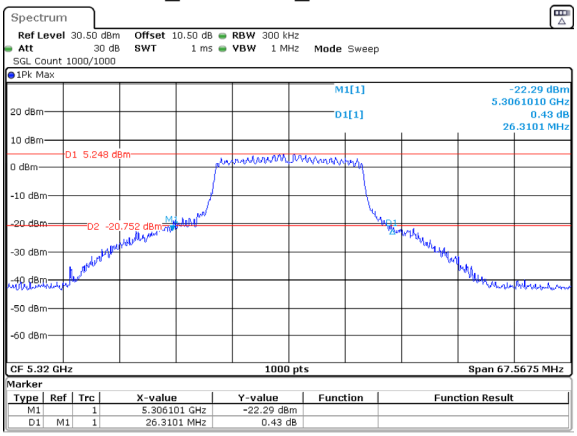

802.11ac20_5260MHz_Chain 2 21.472MHz

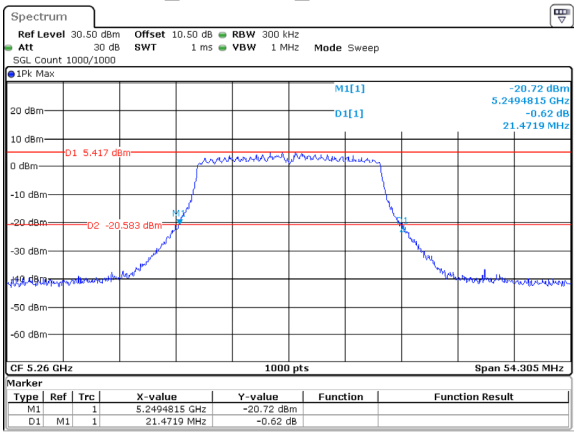

802.11ac20_5280MHz_Chain 2 21.606MHz

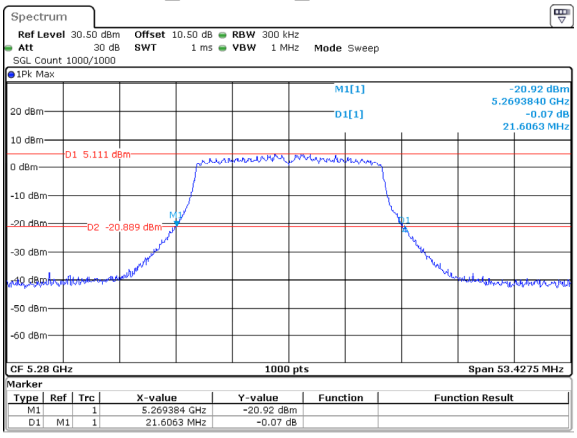

802.11ac20_5320MHz_Chain 2 29.759MHz

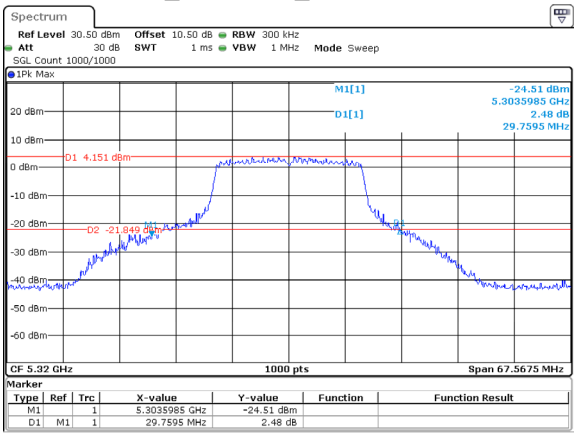

802.11ac40_5270MHz_Chain 0 41.341MHz

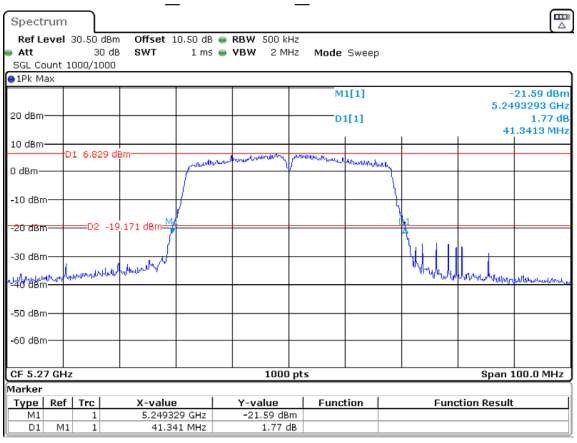

802.11ac40_5310MHz_Chain 0 62.958MHz

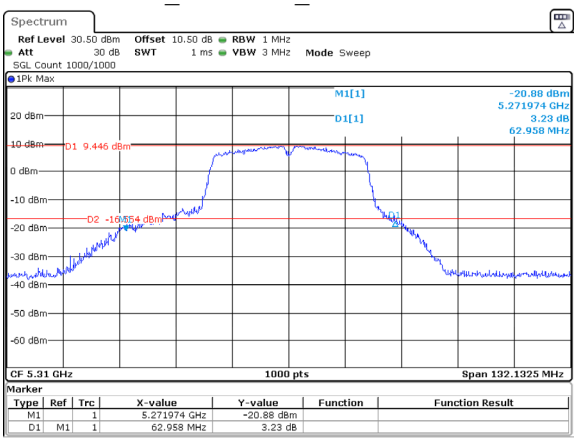

802.11ac40_5270MHz_Chain 1 40.440MHz

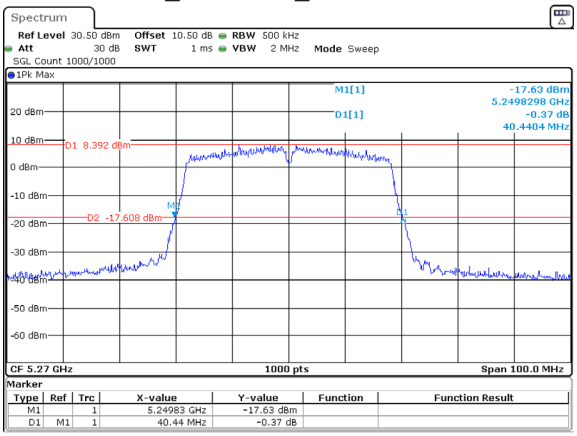

802.11ac40_5310MHz_Chain 1 47.748MHz

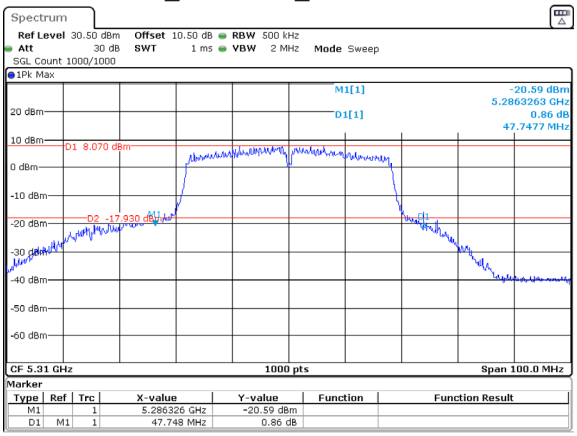

802.11ac40_5270MHz_Chain 2 40.741MHz

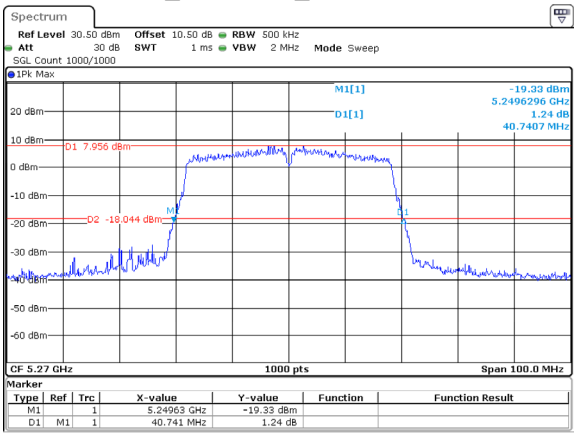

802.11ac40_5310MHz_Chain 2 48.448MHz

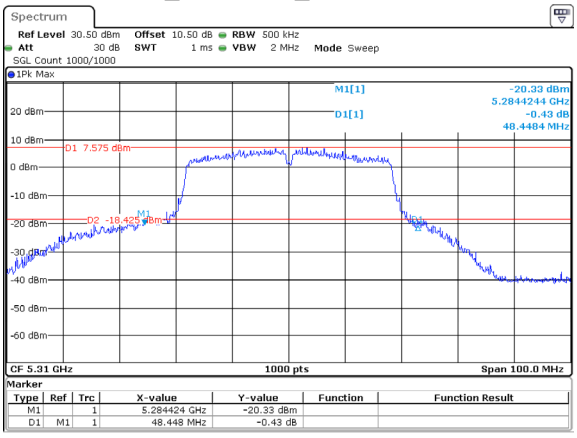

802.11ac80_5290MHz_Chain 0 102.349MHz

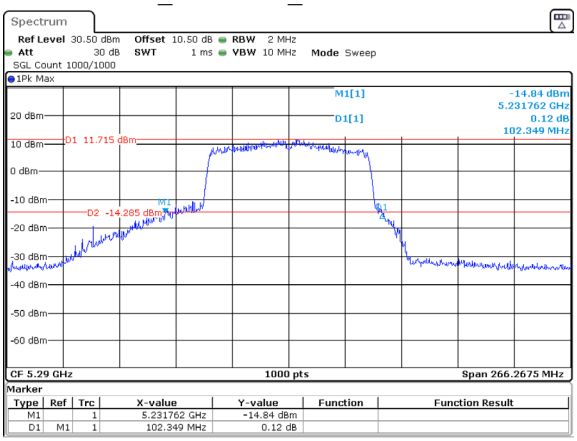

802.11ac80_5290MHz_Chain 1 106.130MHz

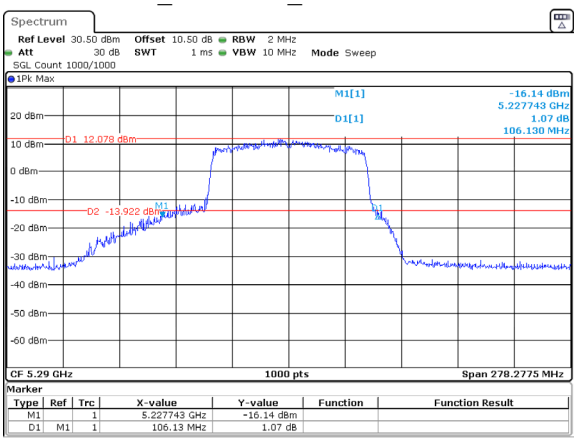

802.11ac80_5290MHz_Chain 2 104.215MHz

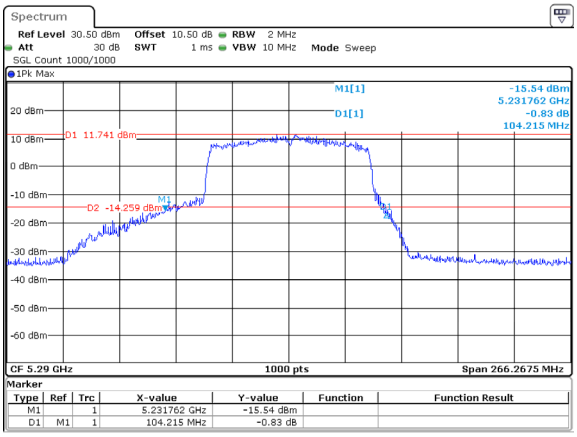

802.11ax160_5250MHz_RU_Full_Chain 0 165.766MHz

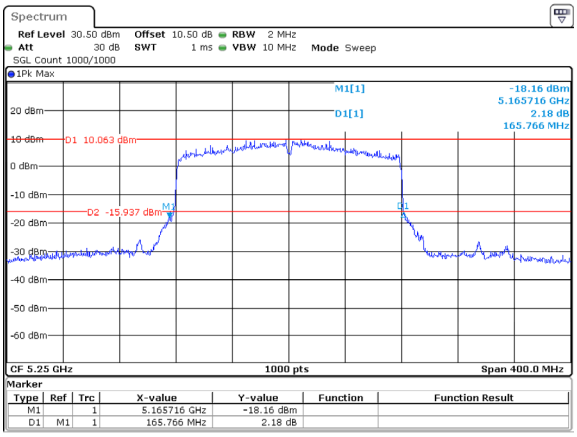

802.11ax160_5250MHz_RU_Full_Chain 1 164.164MHz

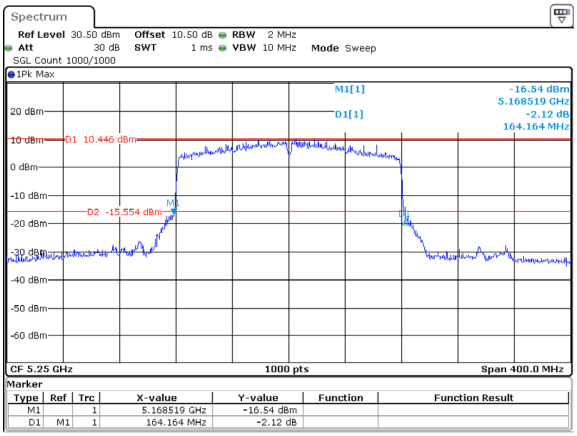
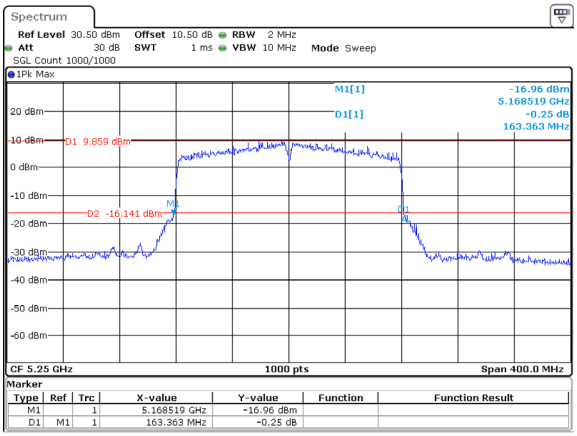
802.11ax160_5250MHz_RU_Full_Chain 2 163.363MHz