Test Channel:	Channel 149	Ant. Polar. :	Horizontal

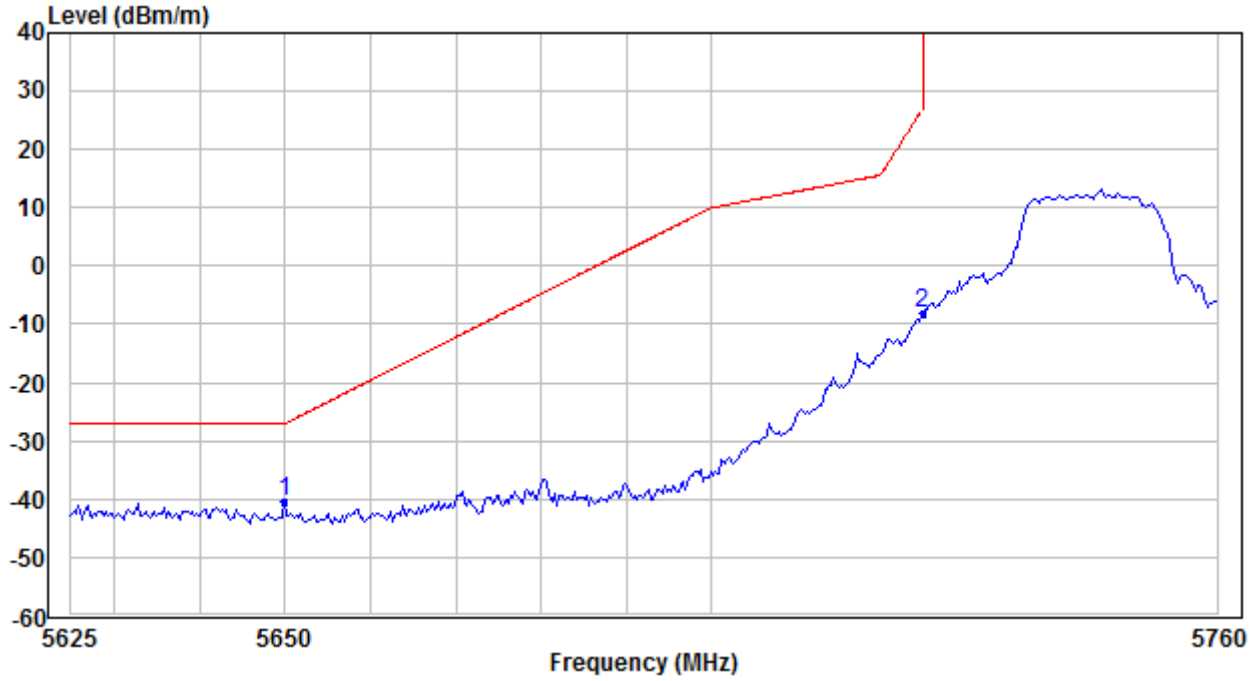

Frequency (MHz)	Peak level (dBm)	Peak Limit (dBm)	Conclusion
5650.0000	-40.40	-27.00	Pass
5725.0000	-8.14	26.97	Pass

Test Channel:	Channel 149	Ant. Polar. :	Vertical

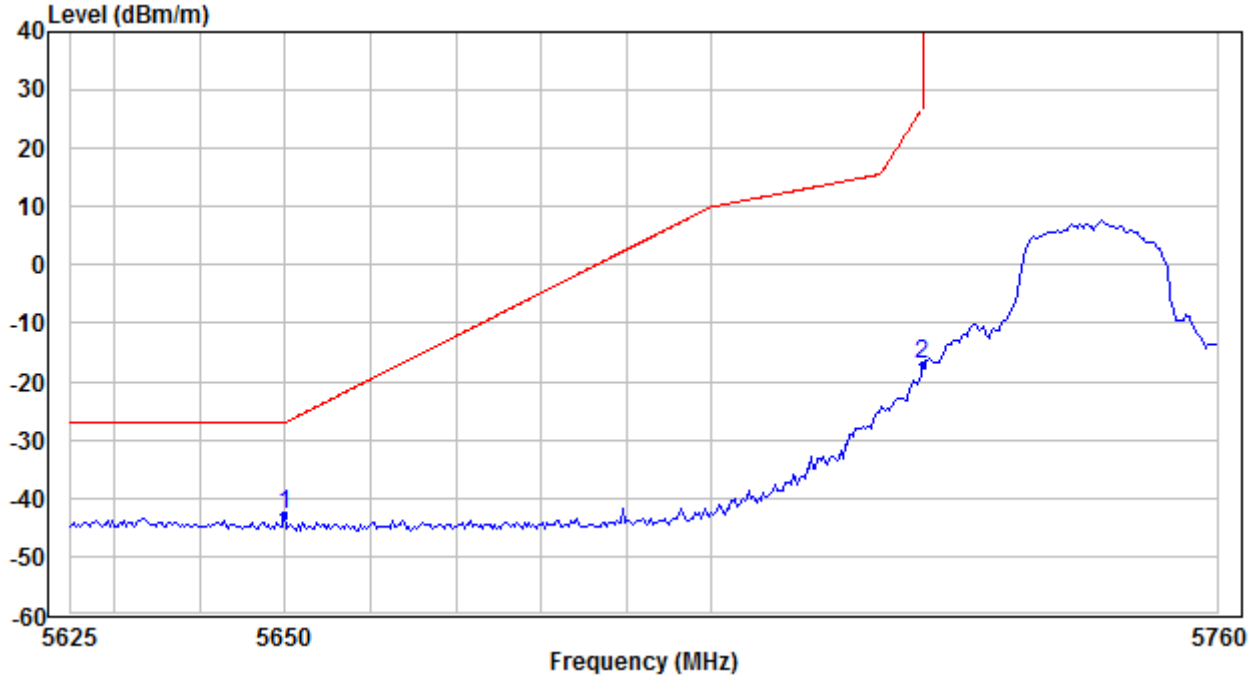

Frequency (MHz)	Peak level (dBm)	Peak Limit (dBm)	Conclusion
5650.0000	-42.66	-27.00	Pass
5725.0000	-17.03	26.97	Pass

Test Channel:	Channel 165	Ant. Polar. :	Horizontal

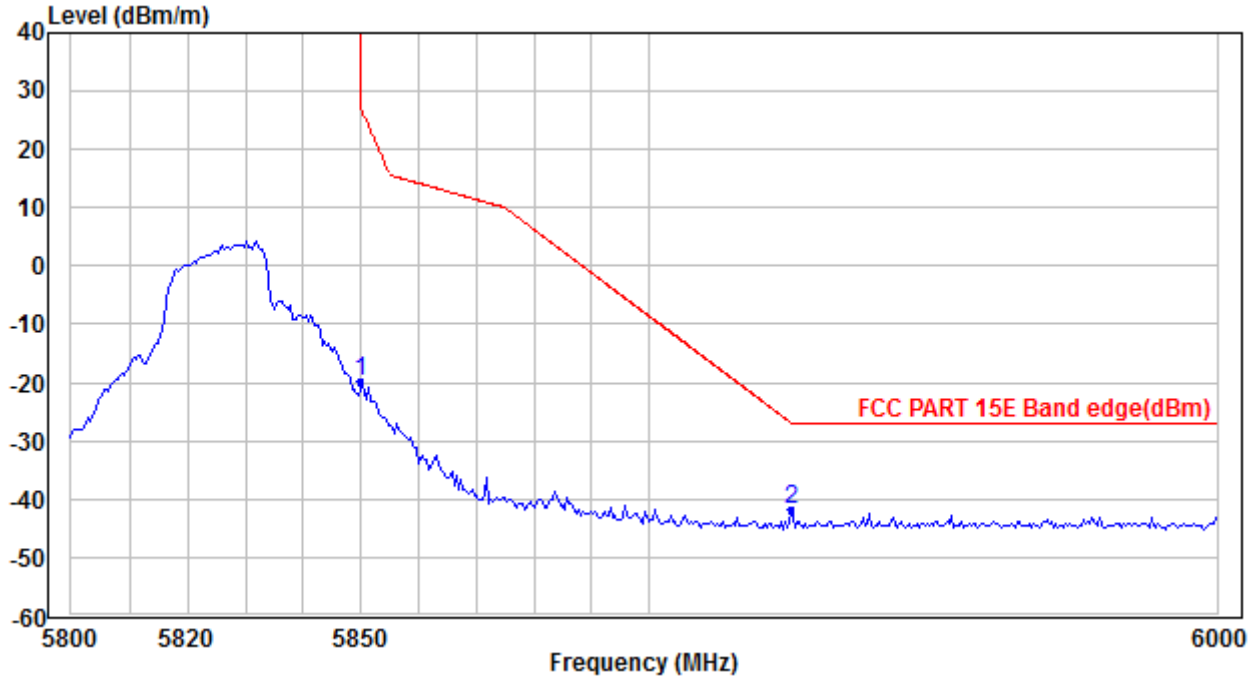

Frequency (MHz)	Peak level (dBm)	Peak Limit (dBm)	Conclusion
5850.0000	-21.14	26.94	Pass
5925.0000	-41.87	-27.00	Pass

Test Channel:	Channel 165	Ant. Polar. :	Vertical

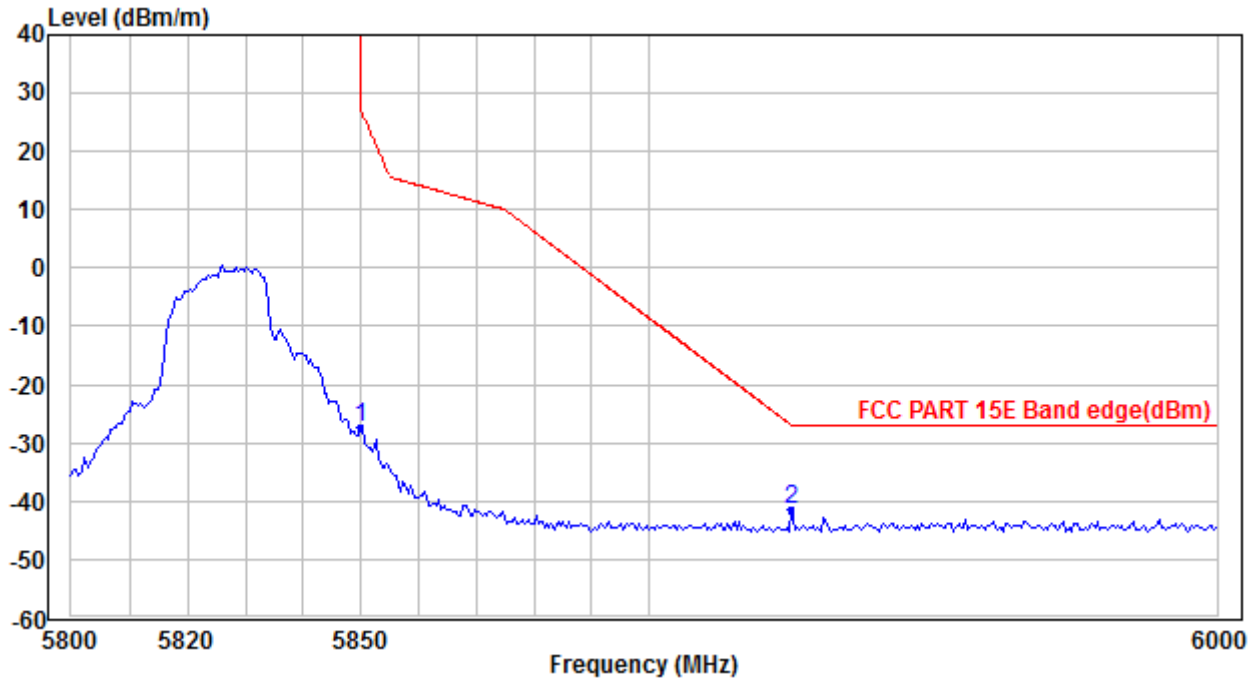

Frequency (MHz)	Peak level (dBm)	Peak Limit (dBm)	Conclusion
5850.0000	-26.37	26.94	Pass
5925.0000	-42.07	-27.00	Pass

SISO_Chain 3_IEEE 802.11a

Test Channel:	Channel 36	Ant. Polar. :	Horizontal

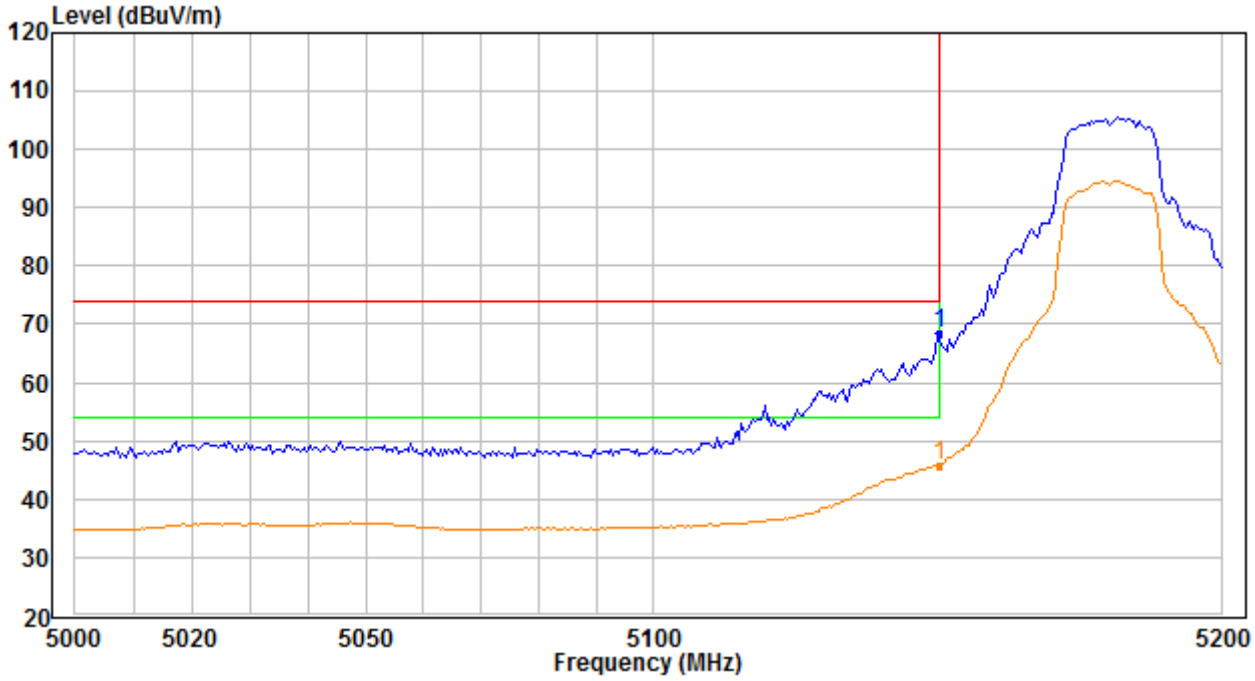

Frequency (MHz)	Peak level (dBuv/m)	Peak Limit (dBuv/m)	AV level (dBuv/m)	AV Limit (dBuv/m)	Conclusion
5150.0000	68.43	74.00	45.81	54.00	Pass

Test Channel:	Channel 36	Ant. Polar. :	Vertical

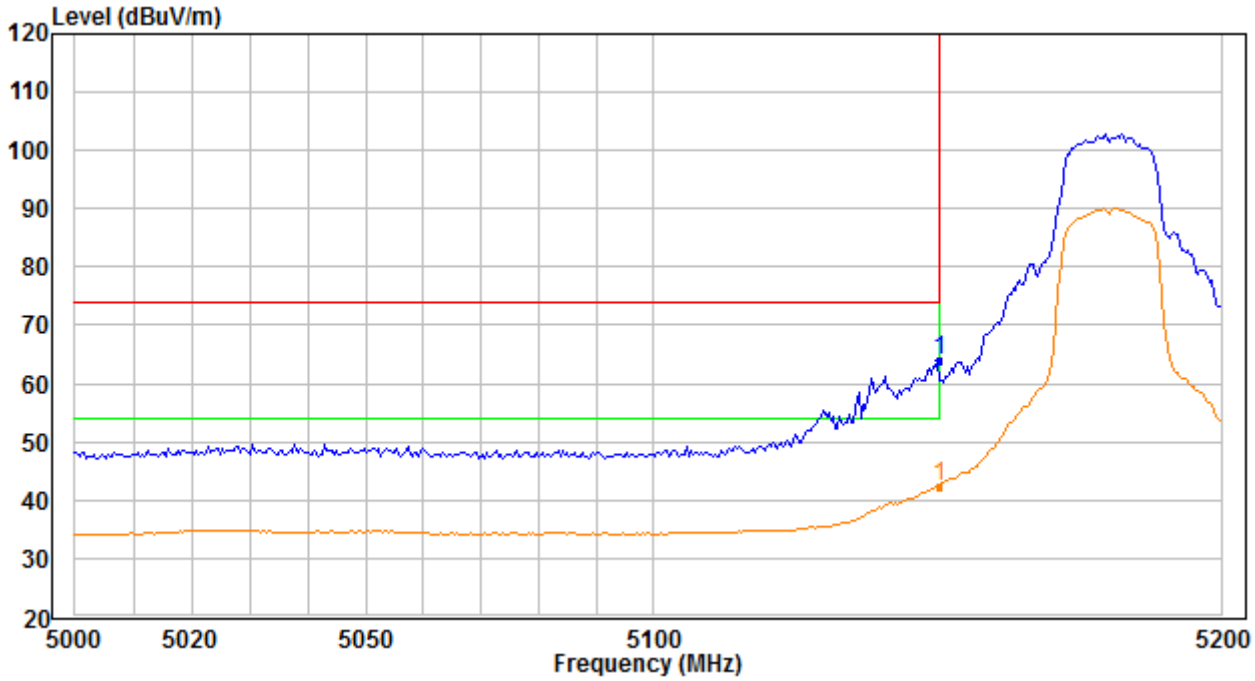

Frequency (MHz)	Peak level (dBuv/m)	Peak Limit (dBuv/m)	AV level (dBuv/m)	AV Limit (dBuv/m)	Conclusion
5150.0000	63.92	74.00	42.44	54.00	Pass

Test Channel:	Channel 64	Ant. Polar. :	Horizontal

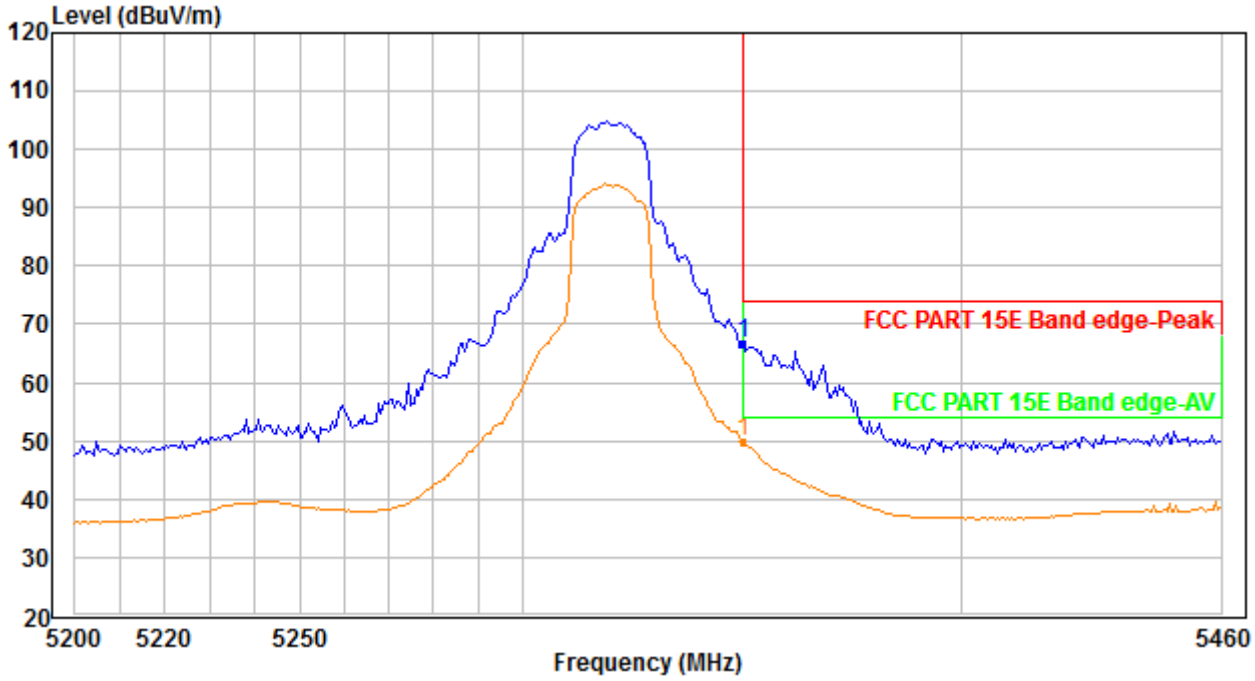

Frequency (MHz)	Peak level (dBuv/m)	Peak Limit (dBuv/m)	AV level (dBuv/m)	AV Limit (dBuv/m)	Conclusion
5350.0000	66.64	74.00	49.89	54.00	Pass

Test Channel:	Channel 64	Ant. Polar. :	Vertical

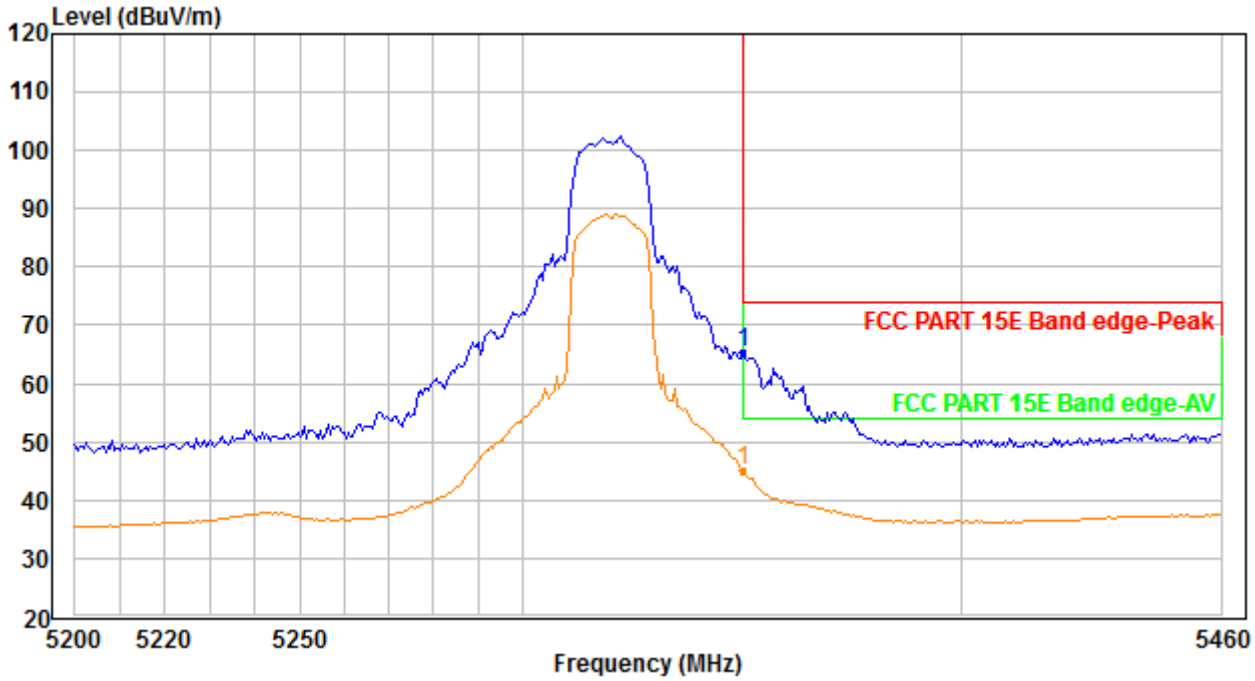

Frequency (MHz)	Peak level (dBuv/m)	Peak Limit (dBuv/m)	AV level (dBuv/m)	AV Limit (dBuv/m)	Conclusion
5350.0000	65.43	74.00	45.08	54.00	Pass

Test Channel:	Channel 100	Ant. Polar. :	Horizontal

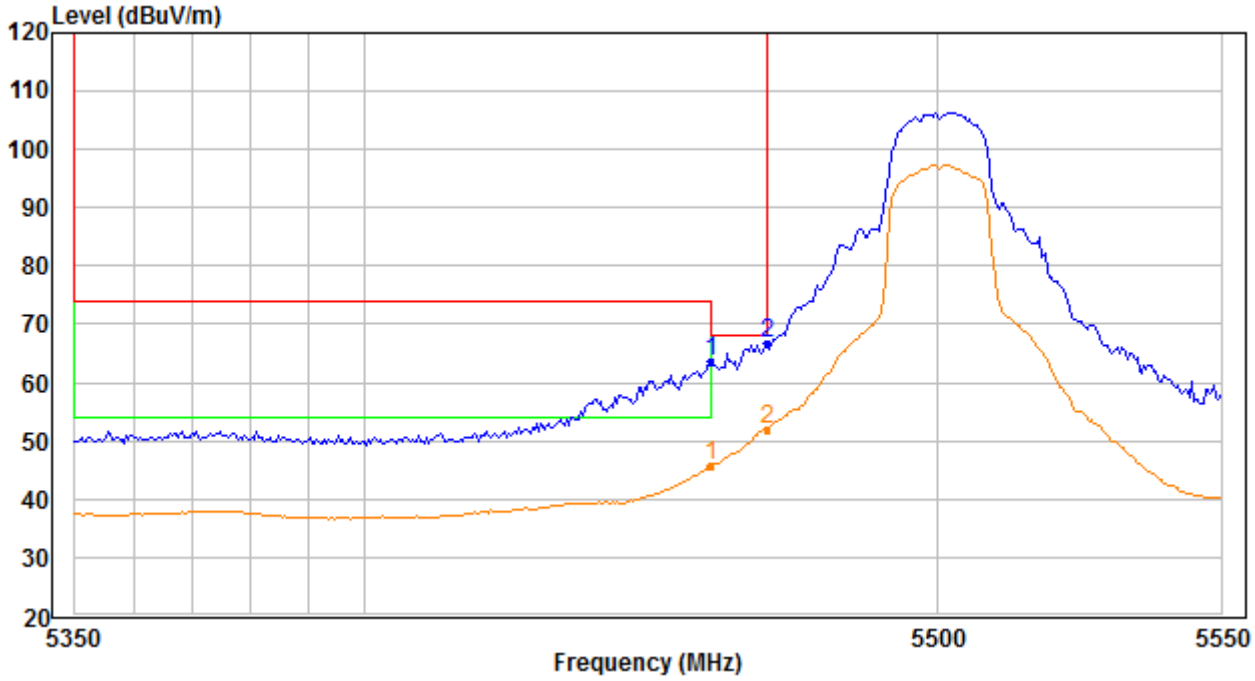

Frequency (MHz)	Peak level (dBuv/m)	Peak Limit (dBuv/m)	AV level (dBuv/m)	AV Limit (dBuv/m)	Conclusion
5460.0000	63.81	74.00	45.74	54.00	Pass
5470.0000	66.64	68.20	--	--	Pass

Test Channel:	Channel 100	Ant. Polar. :	Vertical

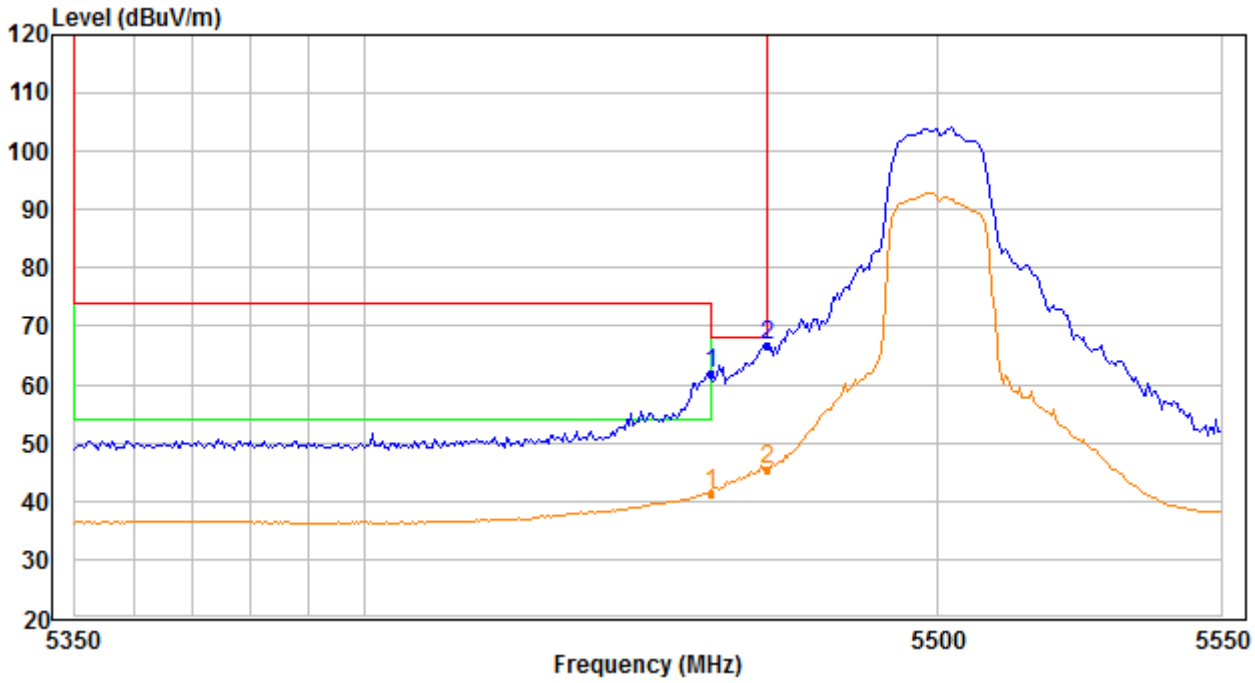

Frequency (MHz)	Peak level (dBuv/m)	Peak Limit (dBuv/m)	AV level (dBuv/m)	AV Limit (dBuv/m)	Conclusion
5460.0000	62.03	74.00	41.47	54.00	Pass
5470.0000	66.62	68.20	--	--	Pass

Test Channel:	Channel 140	Ant. Polar. :	Horizontal

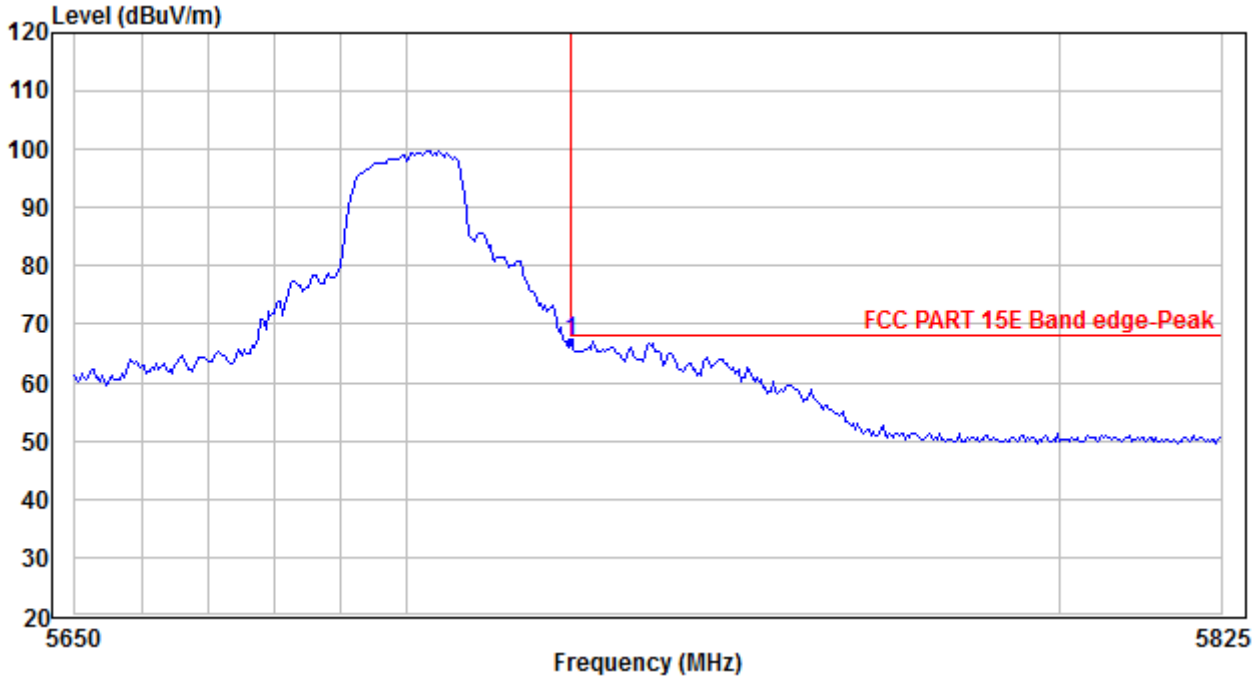

Frequency (MHz)	Peak level (dBuv/m)	Peak Limit (dBuv/m)	Conclusion
5725.0000	67.16	68.20	Pass

Test Channel:	Channel 140	Ant. Polar. :	Vertical

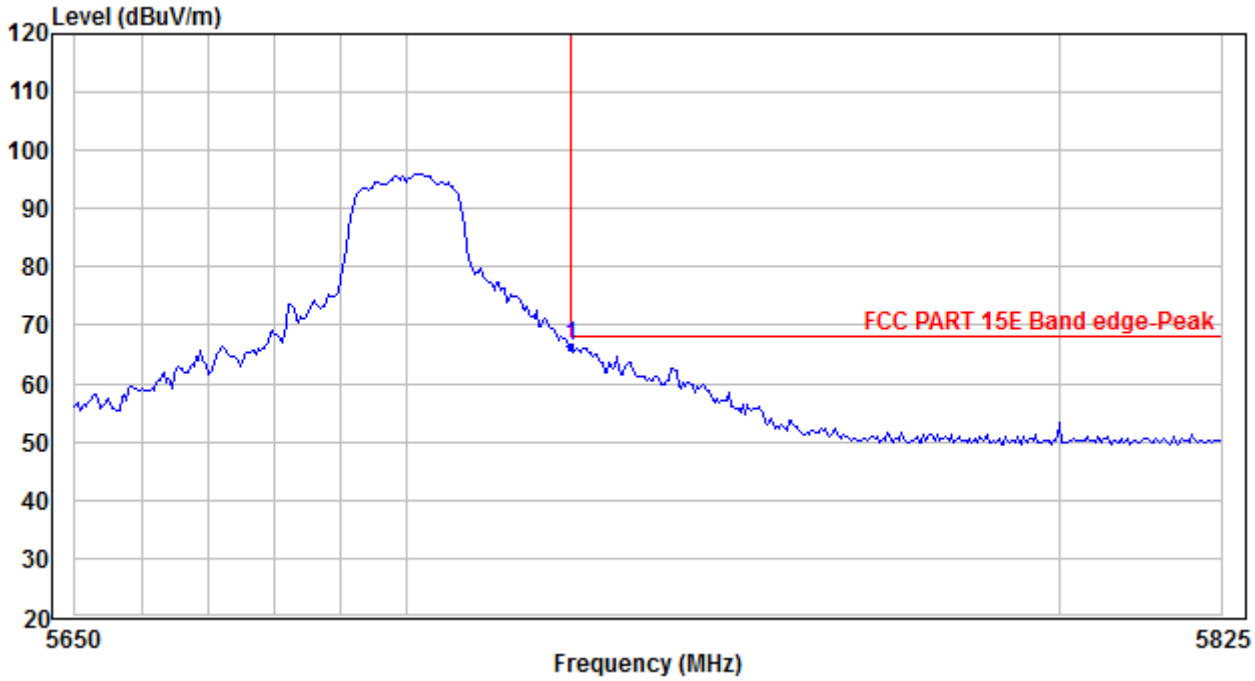

Frequency (MHz)	Peak level (dBuv/m)	Peak Limit (dBuv/m)	Conclusion
5725.0000	66.37	68.20	Pass

Test Channel:	Channel 149	Ant. Polar. :	Horizontal

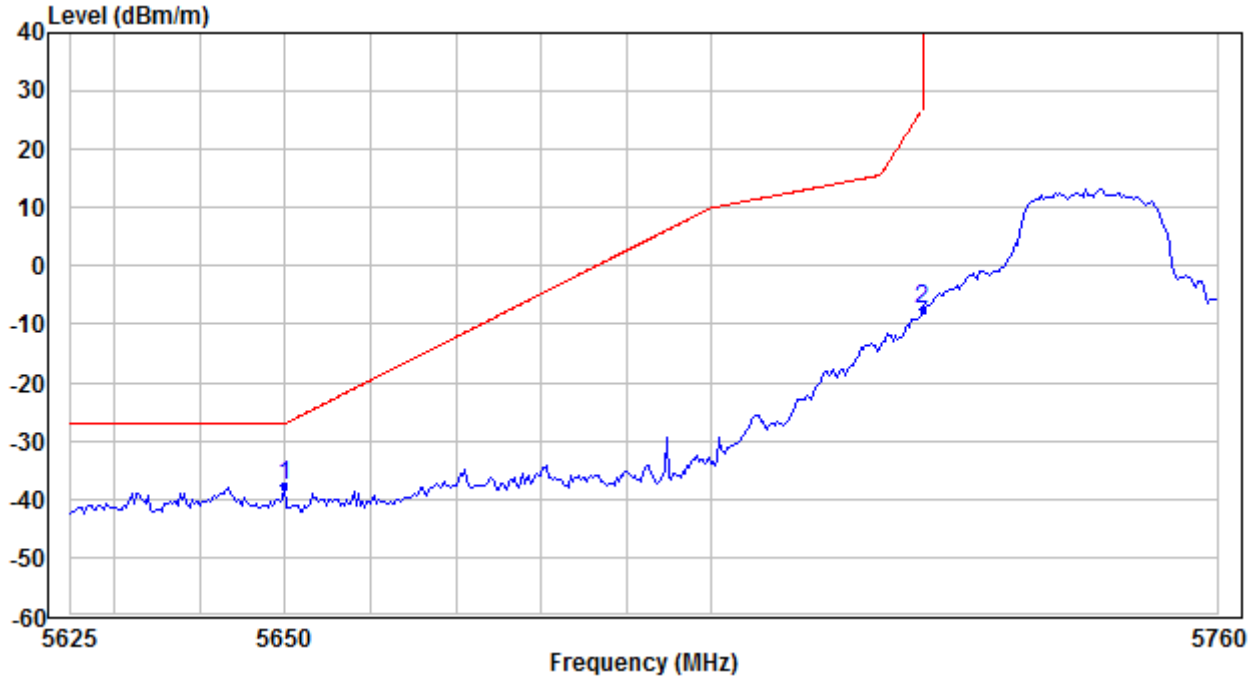

Frequency (MHz)	Peak level (dBm)	Peak Limit (dBm)	Conclusion
5650.0000	-37.55	-27.00	Pass
5725.0000	-7.51	26.97	Pass

Test Channel:	Channel 149	Ant. Polar. :	Vertical

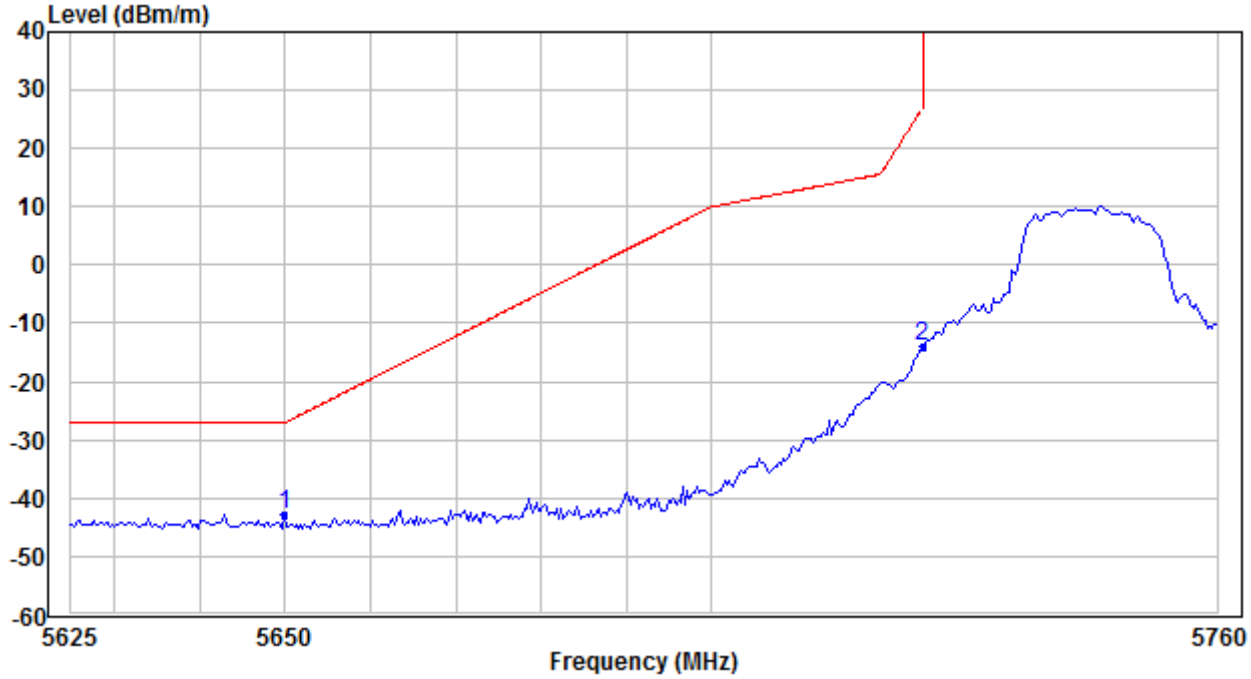

Frequency (MHz)	Peak level (dBm)	Peak Limit (dBm)	Conclusion
5650.0000	-42.70	-27.00	Pass
5725.0000	-13.90	26.97	Pass

Test Channel:	Channel 165	Ant. Polar. :	Horizontal

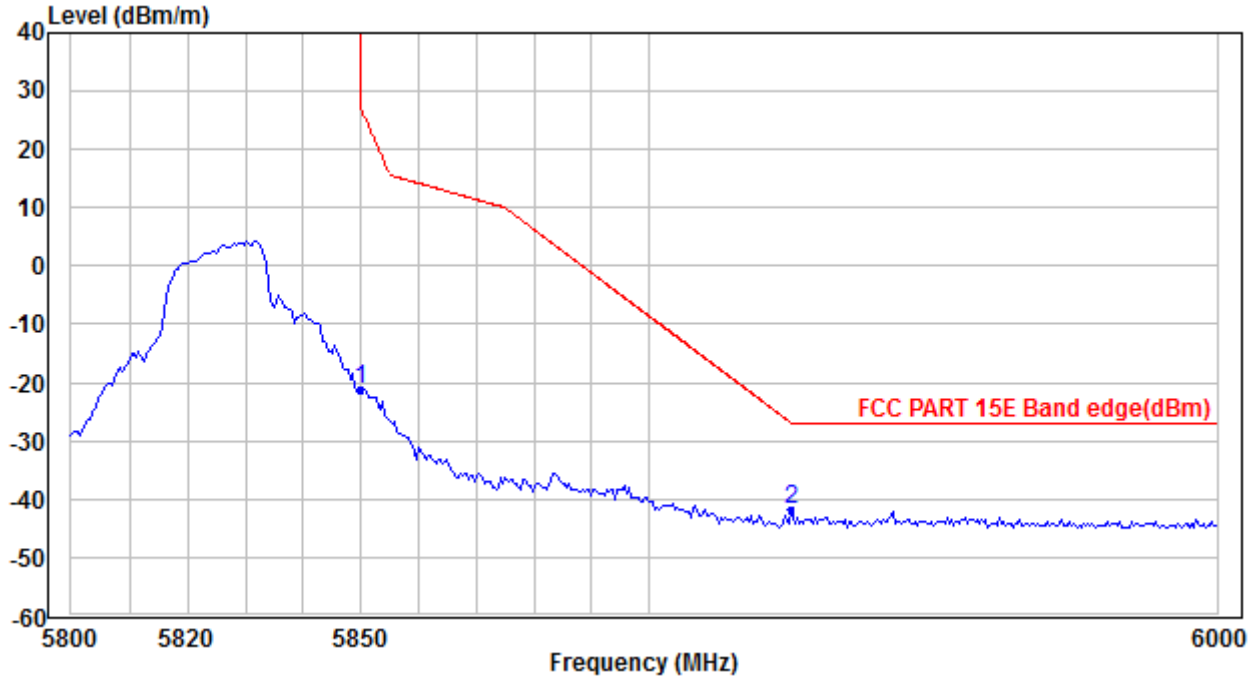

Frequency (MHz)	Peak level (dBm)	Peak Limit (dBm)	Conclusion
5850.0000	-21.14	26.94	Pass
5925.0000	-41.87	-27.00	Pass

Test Channel:	Channel 165	Ant. Polar. :	Vertical

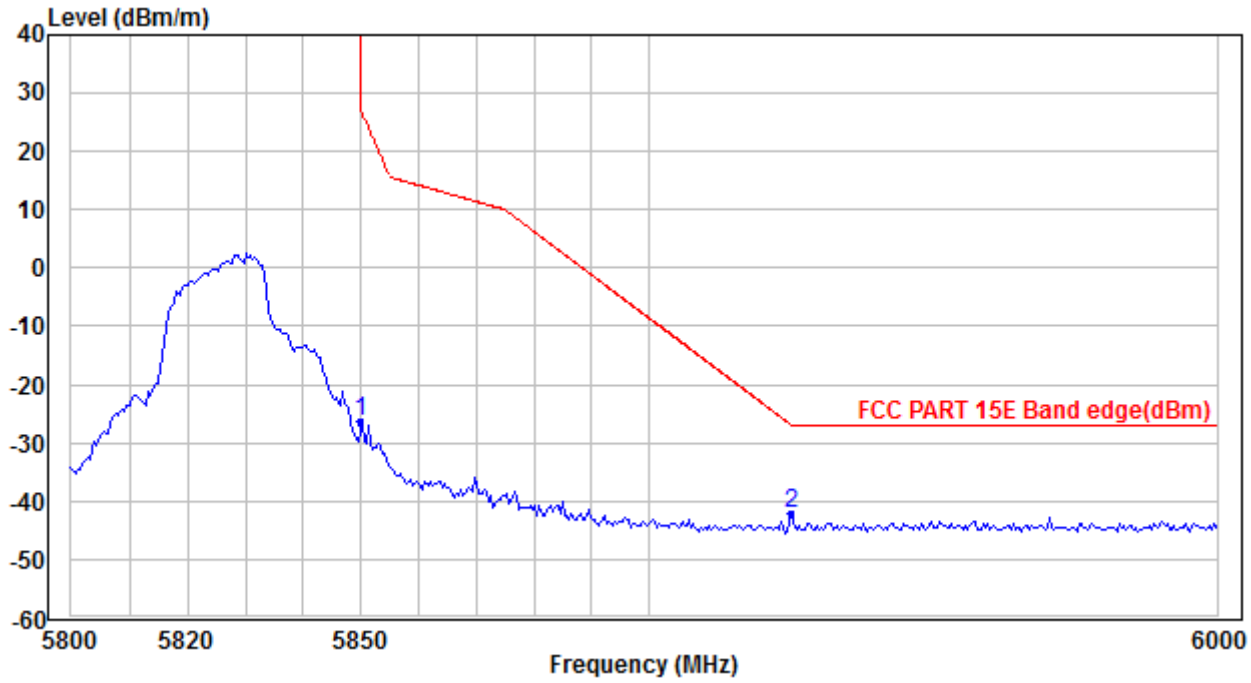

Frequency (MHz)	Peak level (dBm)	Peak Limit (dBm)	Conclusion
5850.0000	-26.37	26.94	Pass
5925.0000	-42.07	-27.00	Pass

MIMO_Chain 0+1+2+3_IEEE 802.11ac-VHT20

Test Channel:	Channel 36	Ant. Polar. :	Horizontal

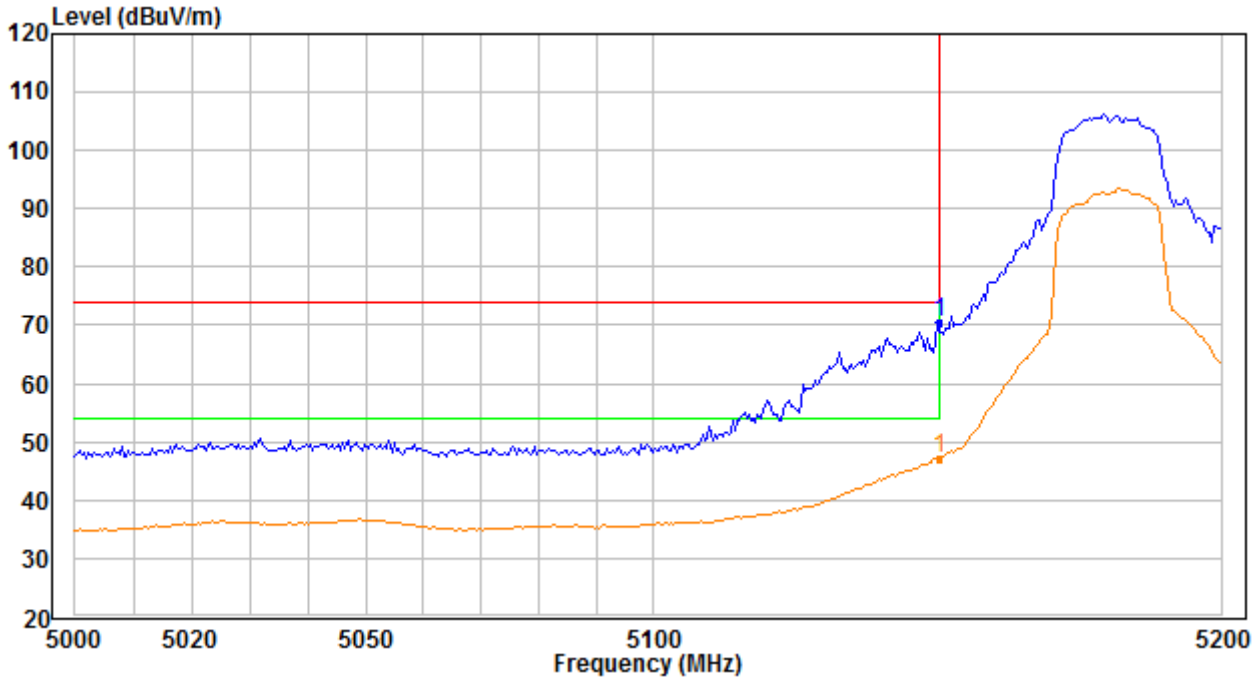

Frequency (MHz)	Peak level (dBuv/m)	Peak Limit (dBuv/m)	AV level (dBuv/m)	AV Limit (dBuv/m)	Conclusion
5150.0000	70.53	74.00	47.05	54.00	Pass

Test Channel:	Channel 36	Ant. Polar. :	Vertical

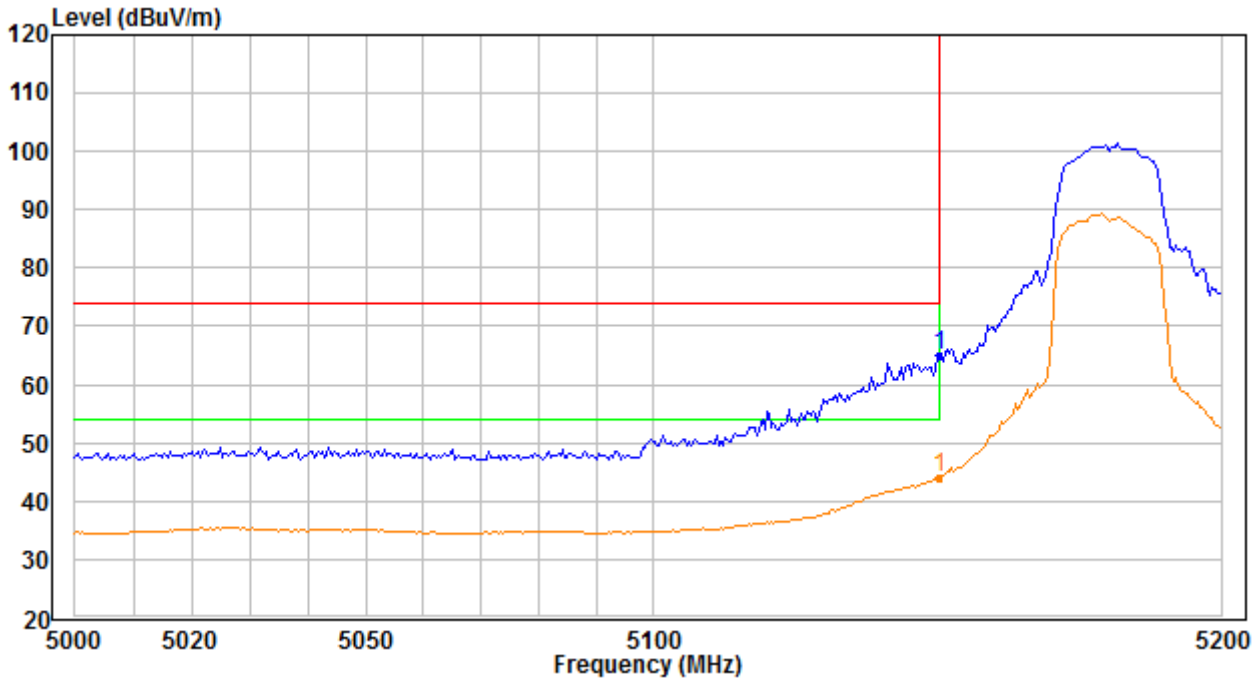

Frequency (MHz)	Peak level (dBuv/m)	Peak Limit (dBuv/m)	AV level (dBuv/m)	AV Limit (dBuv/m)	Conclusion
5150.0000	65.19	74.00	43.92	54.00	Pass

Test Channel:	Channel 64	Ant. Polar. :	Horizontal

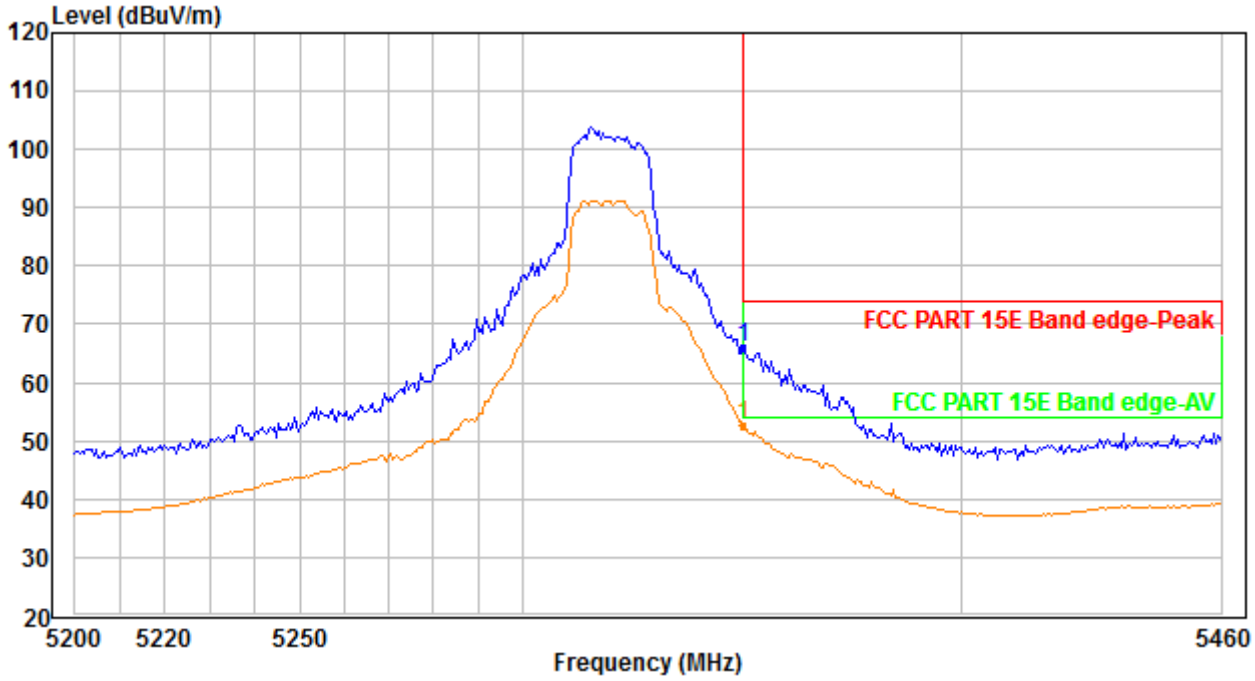

Frequency (MHz)	Peak level (dBuv/m)	Peak Limit (dBuv/m)	AV level (dBuv/m)	AV Limit (dBuv/m)	Conclusion
5350.0000	65.92	74.00	52.76	54.00	Pass

Test Channel:	Channel 64	Ant. Polar. :	Vertical

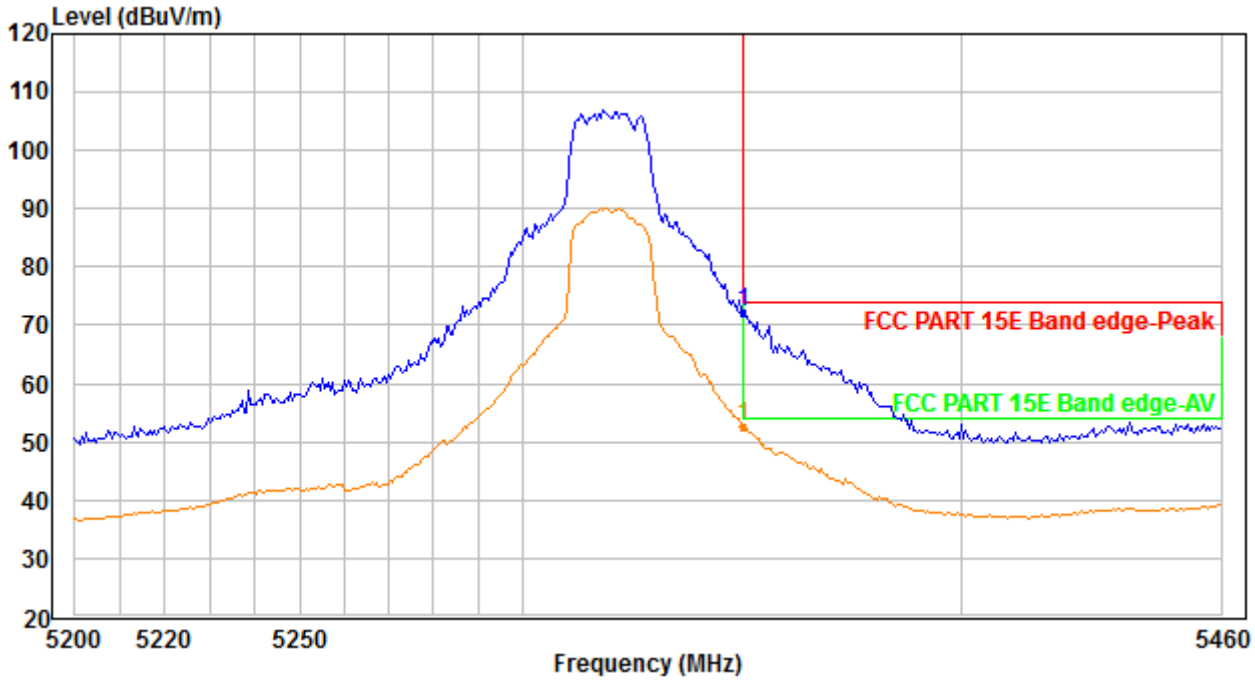

Frequency (MHz)	Peak level (dBuv/m)	Peak Limit (dBuv/m)	AV level (dBuv/m)	AV Limit (dBuv/m)	Conclusion
5350.0000	72.07	74.00	52.74	54.00	Pass

Test Channel:	Channel 100	Ant. Polar. :	Horizontal

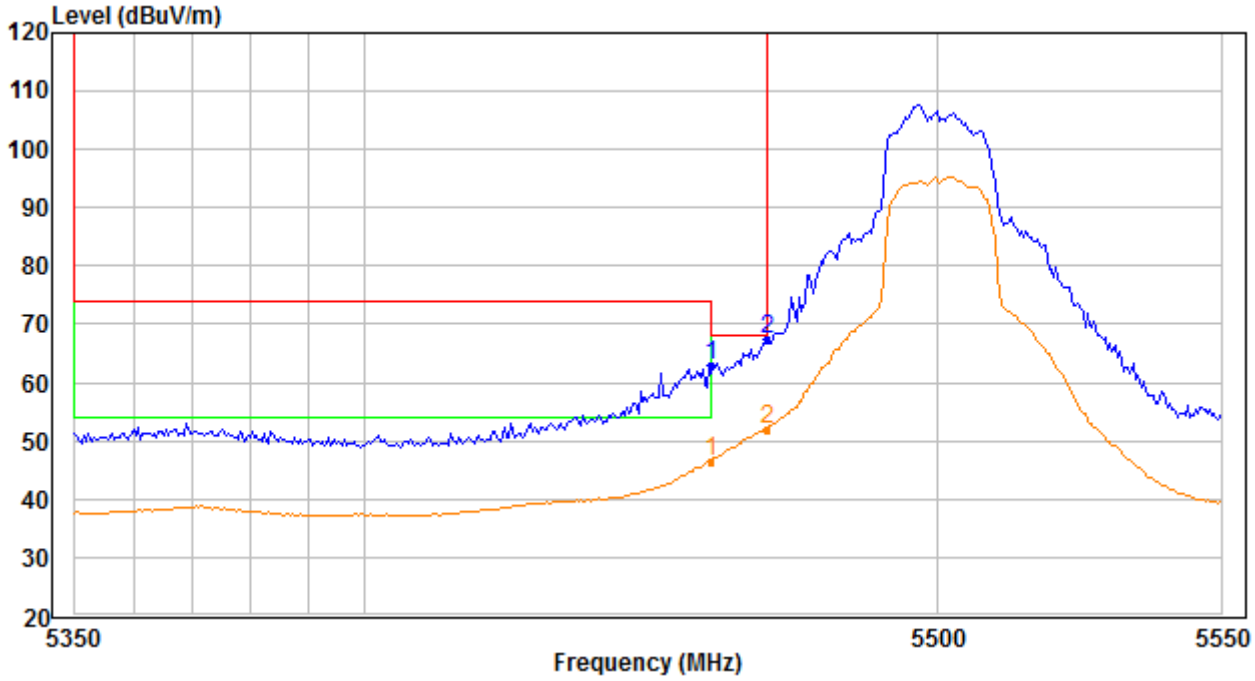

Frequency (MHz)	Peak level (dBuv/m)	Peak Limit (dBuv/m)	AV level (dBuv/m)	AV Limit (dBuv/m)	Conclusion
5460.0000	63.02	74.00	46.48	54.00	Pass
5470.0000	67.38	68.20	--	--	Pass

Test Channel:	Channel 100	Ant. Polar. :	Vertical

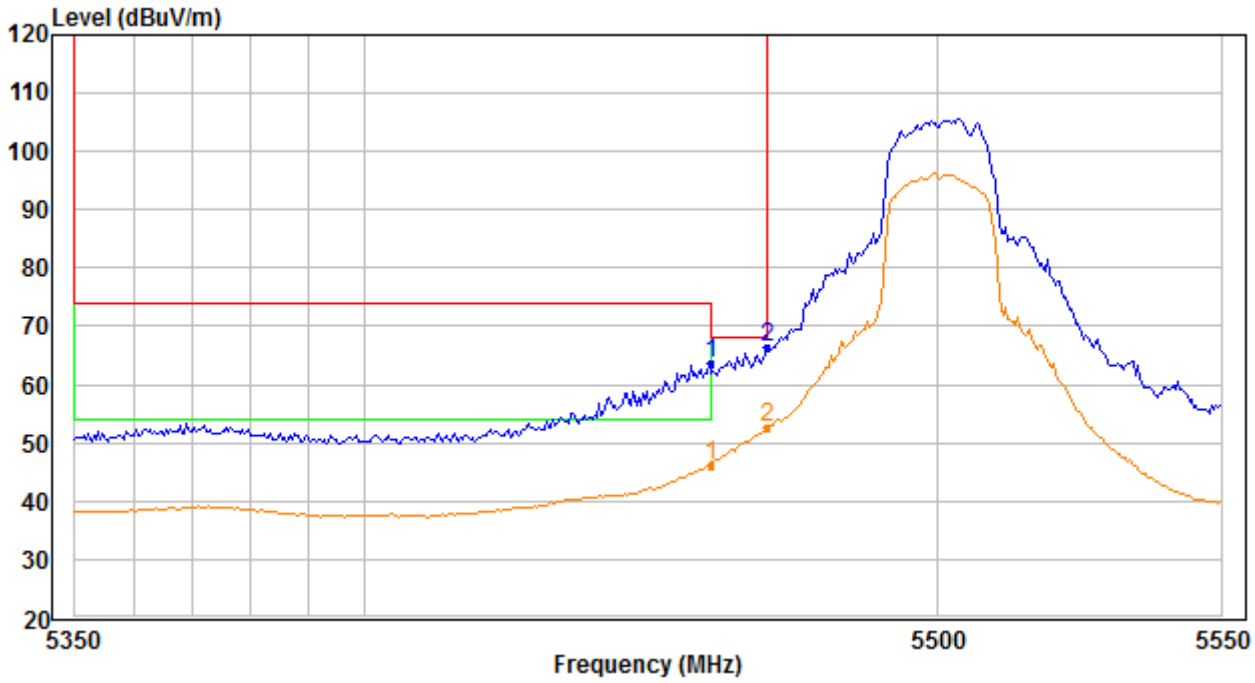

Frequency (MHz)	Peak level (dBuv/m)	Peak Limit (dBuv/m)	AV level (dBuv/m)	AV Limit (dBuv/m)	Conclusion
5460.0000	63.97	74.00	46.17	54.00	Pass
5470.0000	66.36	68.20	--	--	Pass

Test Channel:	Channel 140	Ant. Polar. :	Horizontal

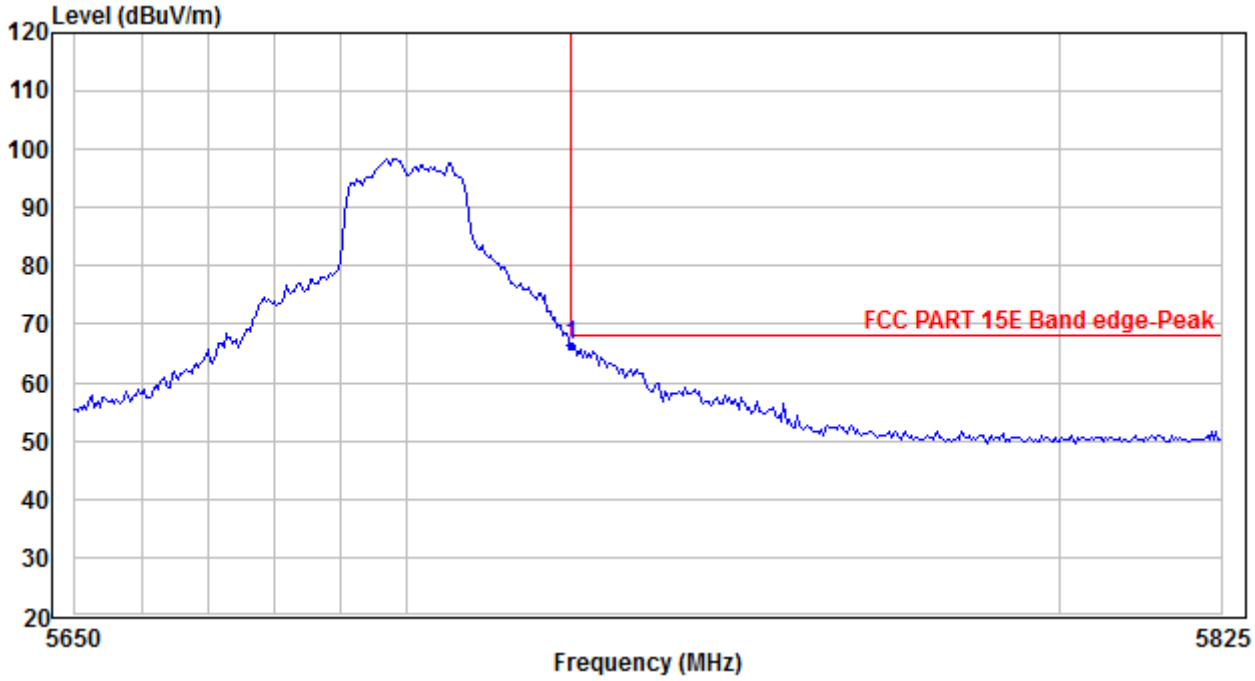

Frequency (MHz)	Peak level (dBuv/m)	Peak Limit (dBuv/m)	Conclusion
5725.0000	66.50	68.20	Pass

Test Channel:	Channel 140	Ant. Polar. :	Vertical

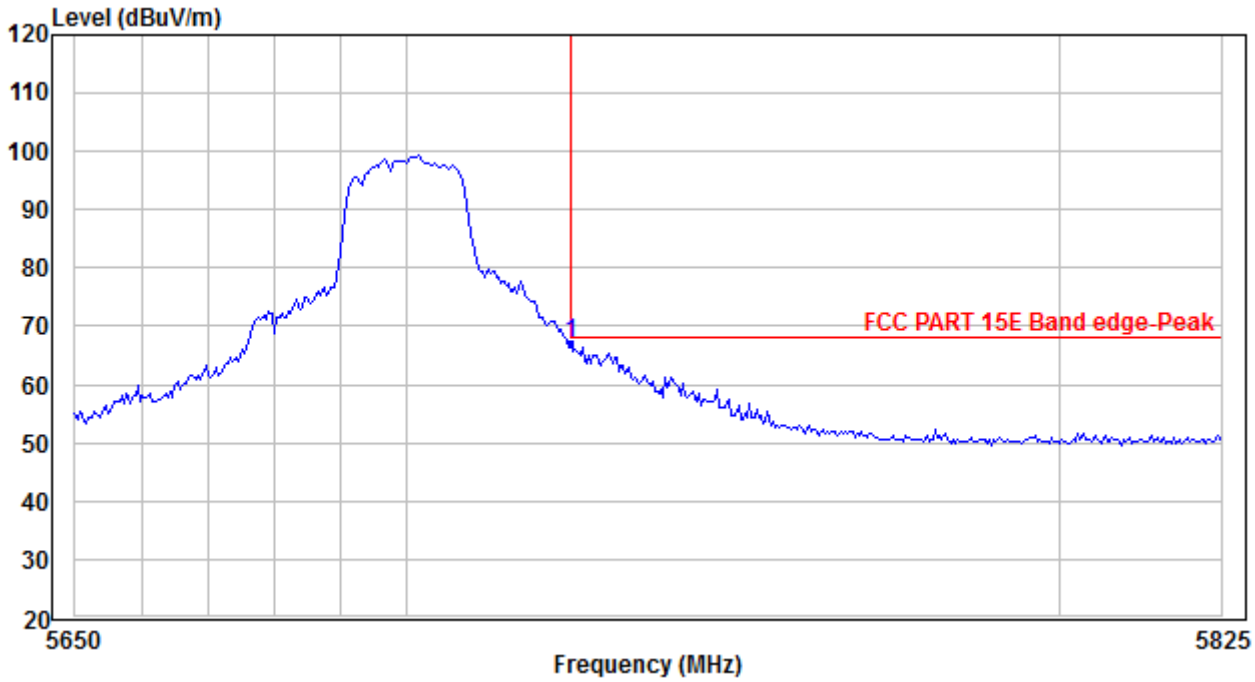

Frequency (MHz)	Peak level (dBuv/m)	Peak Limit (dBuv/m)	Conclusion
5725.0000	67.19	68.20	Pass

Test Channel:	Channel 149	Ant. Polar. :	Horizontal

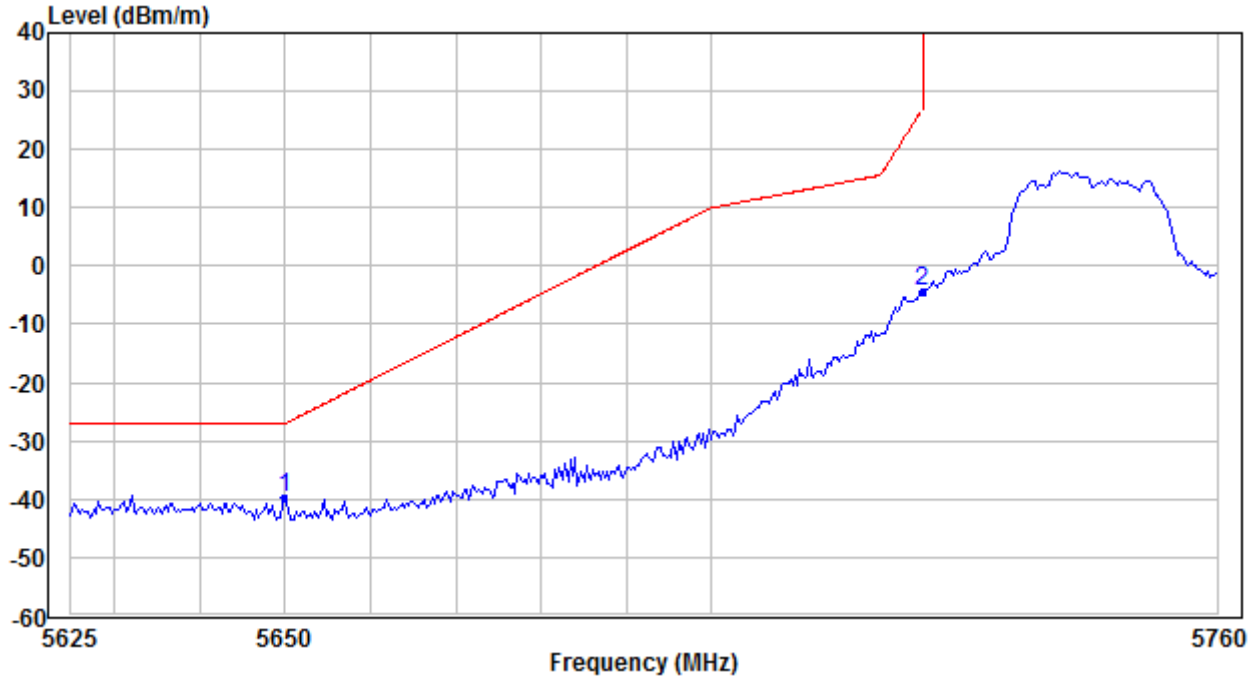

Frequency (MHz)	Peak level (dBm)	Peak Limit (dBm)	Conclusion
5650.0000	-39.74	-27.00	Pass
5725.0000	-4.37	26.97	Pass

Test Channel:	Channel 149	Ant. Polar. :	Vertical

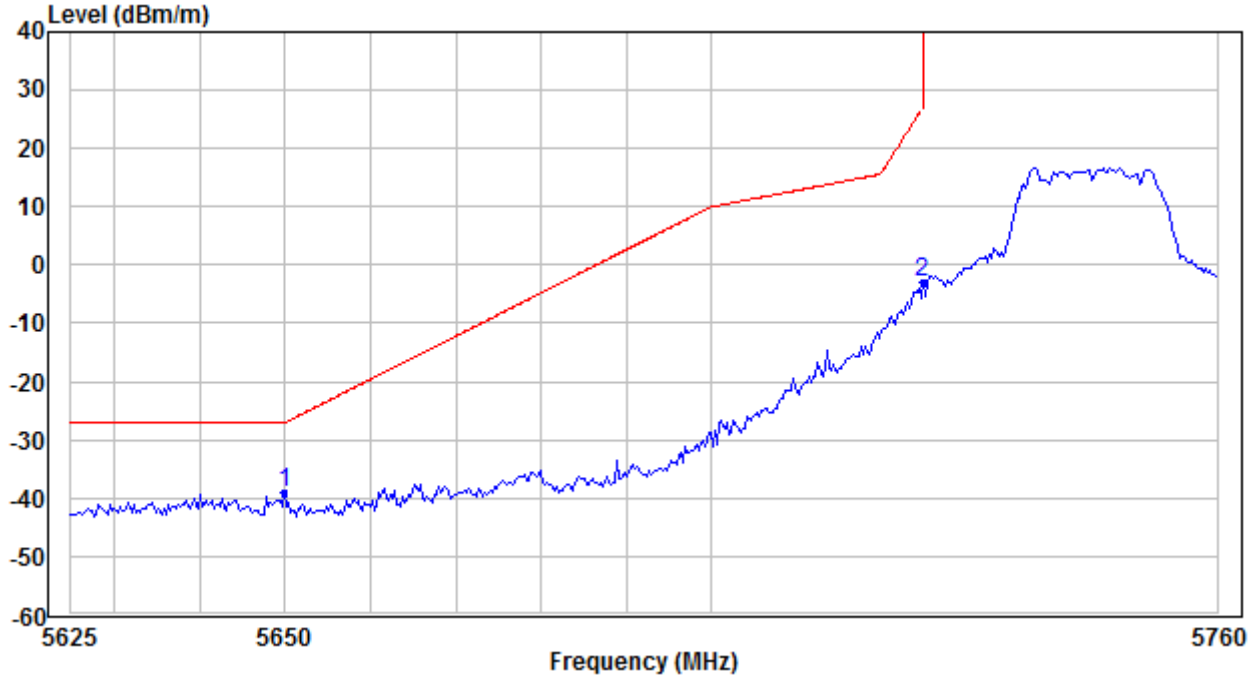

Frequency (MHz)	Peak level (dBm)	Peak Limit (dBm)	Conclusion
5650.0000	-39.12	-27.00	Pass
5725.0000	-3.05	26.97	Pass

Test Channel:	Channel 165	Ant. Polar. :	Horizontal

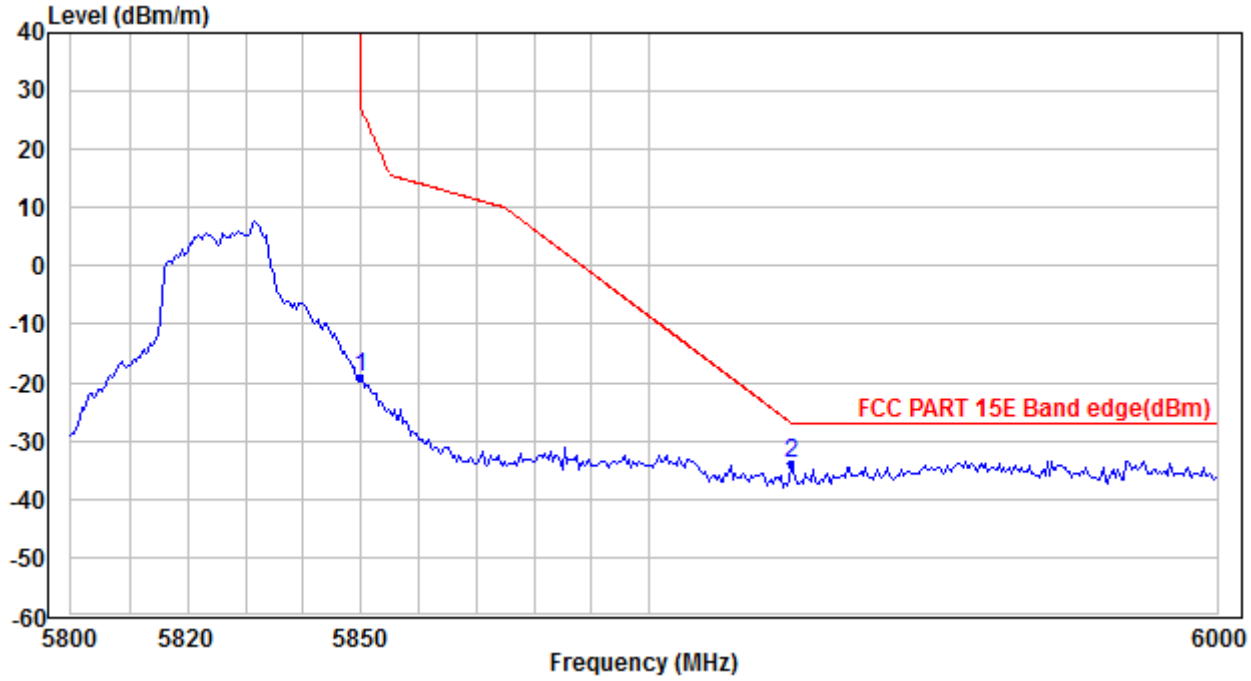

Frequency (MHz)	Peak level (dBm)	Peak Limit (dBm)	Conclusion
5850.0000	-19.08	26.94	Pass
5925.0000	-33.87	-27.00	Pass

Test Channel:	Channel 165	Ant. Polar. :	Vertical

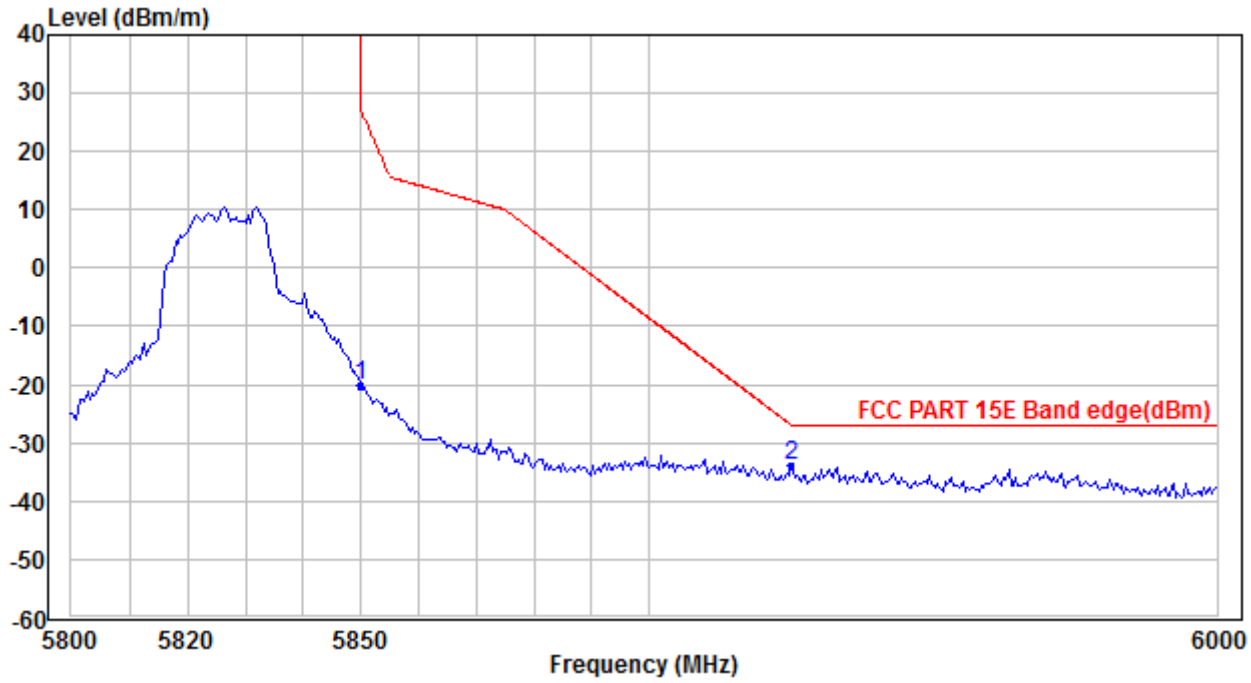

Frequency (MHz)	Peak level (dBm)	Peak Limit (dBm)	Conclusion
5850.0000	-20.22	26.94	Pass
5925.0000	-33.79	-27.00	Pass

MIMO_Chain 0+1+2+3_IEEE 802.11ac-VHT40

Test Channel:	Channel 38	Ant. Polar. :	Horizontal

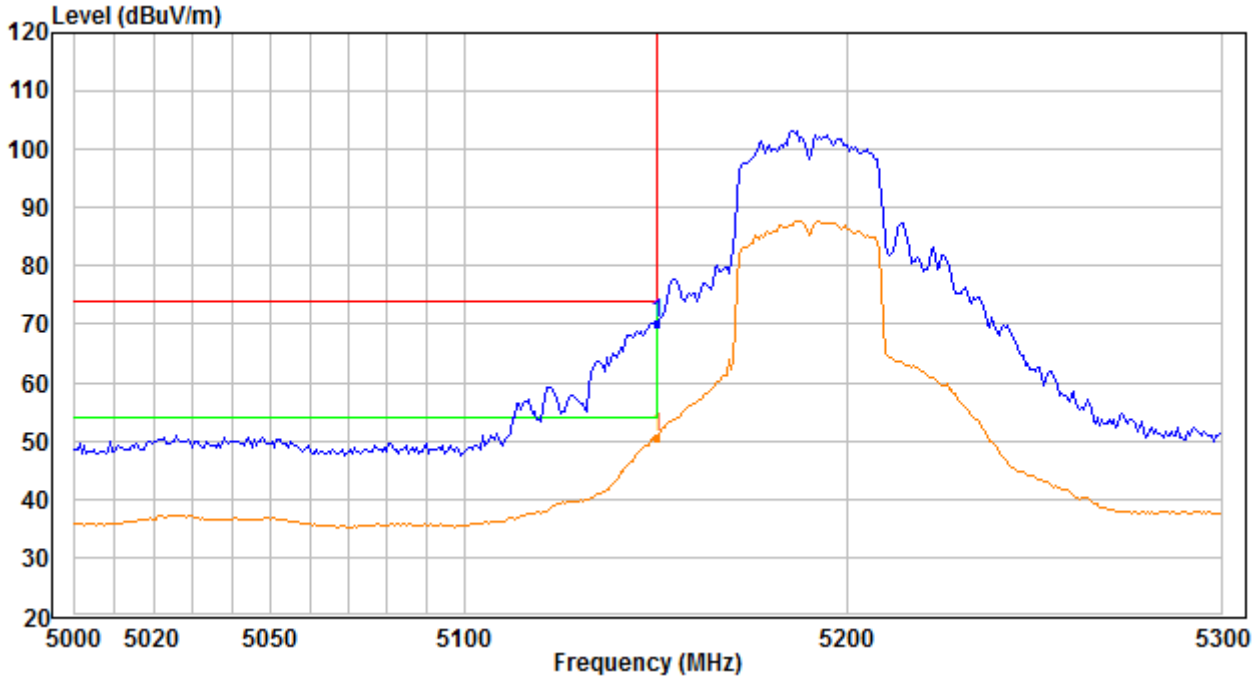

Frequency (MHz)	Peak level (dBuv/m)	Peak Limit (dBuv/m)	AV level (dBuv/m)	AV Limit (dBuv/m)	Conclusion
5150.0000	70.29	74.00	50.67	54.00	Pass

Test Channel:	Channel 38	Ant. Polar. :	Vertical

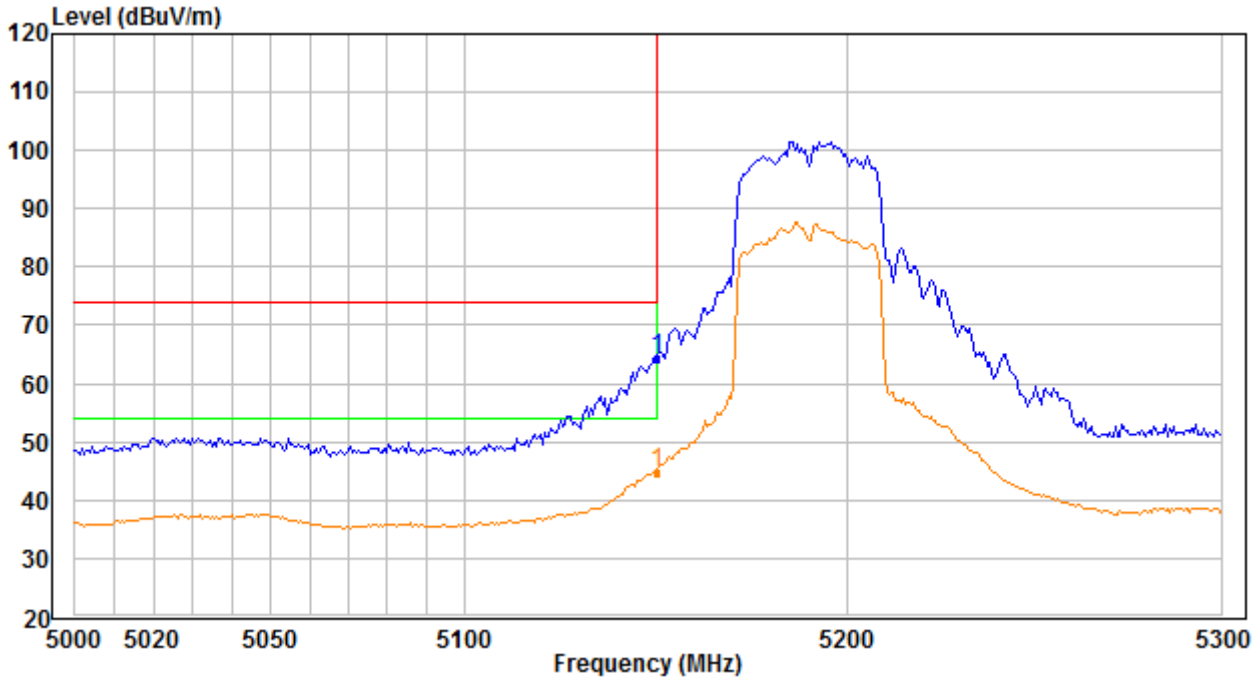

Frequency (MHz)	Peak level (dBuv/m)	Peak Limit (dBuv/m)	AV level (dBuv/m)	AV Limit (dBuv/m)	Conclusion
5150.0000	64.32	74.00	44.91	54.00	Pass

Test Channel:	Channel 62	Ant. Polar. :	Horizontal

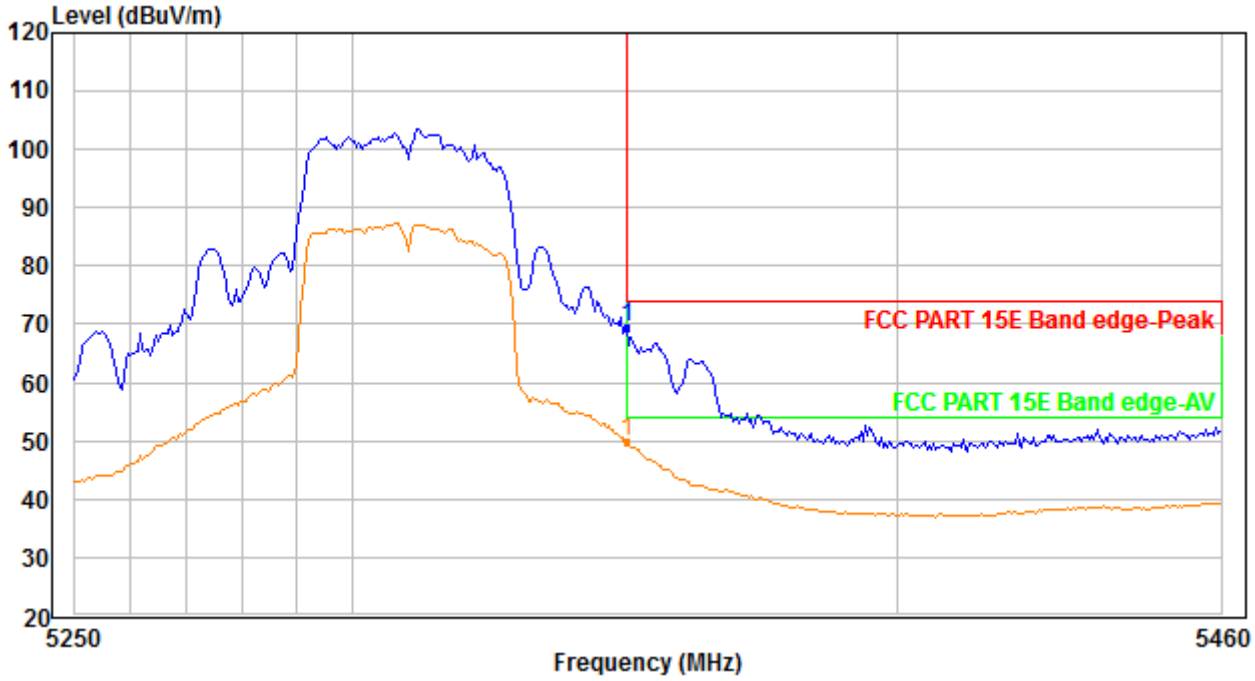

Frequency (MHz)	Peak level (dBuv/m)	Peak Limit (dBuv/m)	AV level (dBuv/m)	AV Limit (dBuv/m)	Conclusion
5350.0000	69.39	74.00	49.79	54.00	Pass

Test Channel:	Channel 62	Ant. Polar. :	Vertical

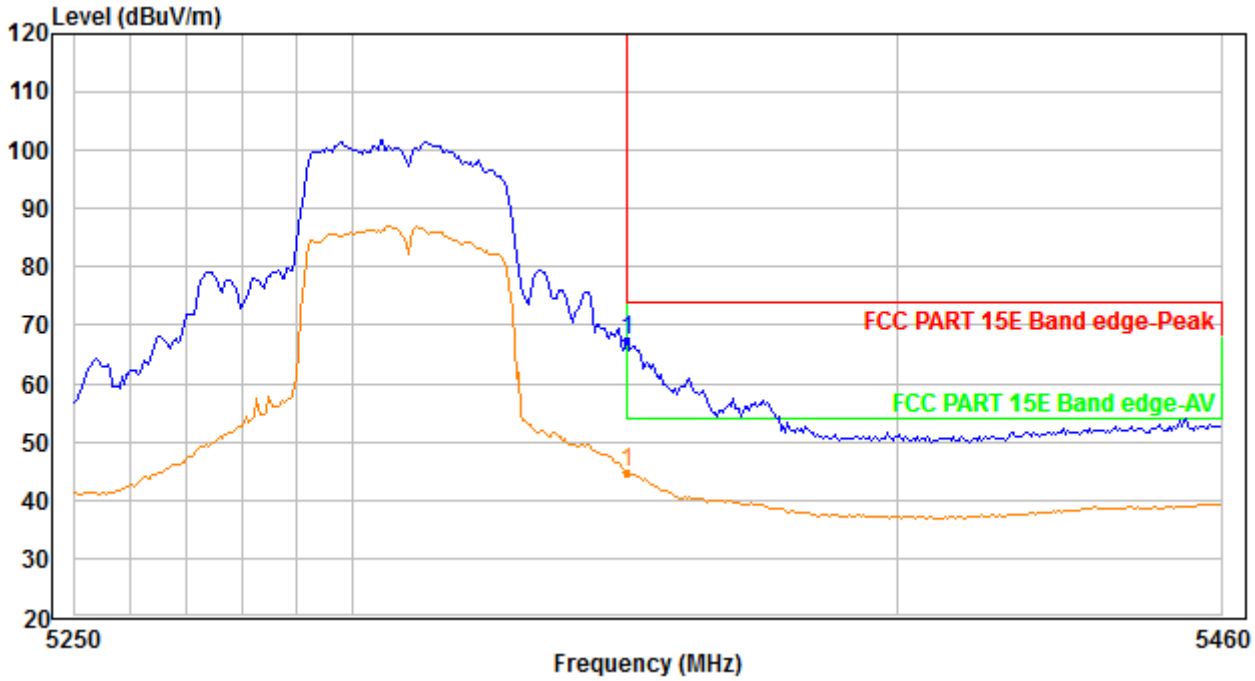

Frequency (MHz)	Peak level (dBuv/m)	Peak Limit (dBuv/m)	AV level (dBuv/m)	AV Limit (dBuv/m)	Conclusion
5350.0000	67.57	74.00	44.89	54.00	Pass

Test Channel:	Channel 102	Ant. Polar. :	Horizontal

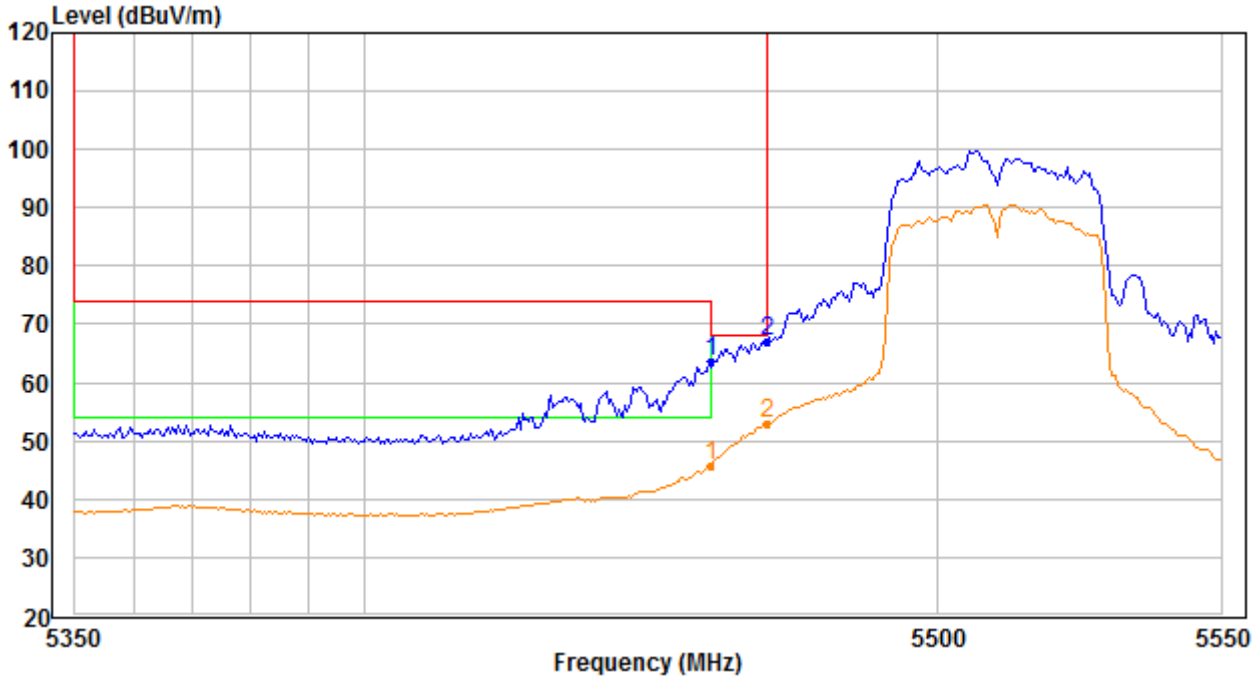

Frequency (MHz)	Peak level (dBuv/m)	Peak Limit (dBuv/m)	AV level (dBuv/m)	AV Limit (dBuv/m)	Conclusion
5460.0000	63.62	74.00	45.80	54.00	Pass
5470.0000	67.18	68.20	--	--	Pass

Test Channel:	Channel 102	Ant. Polar. :	Vertical

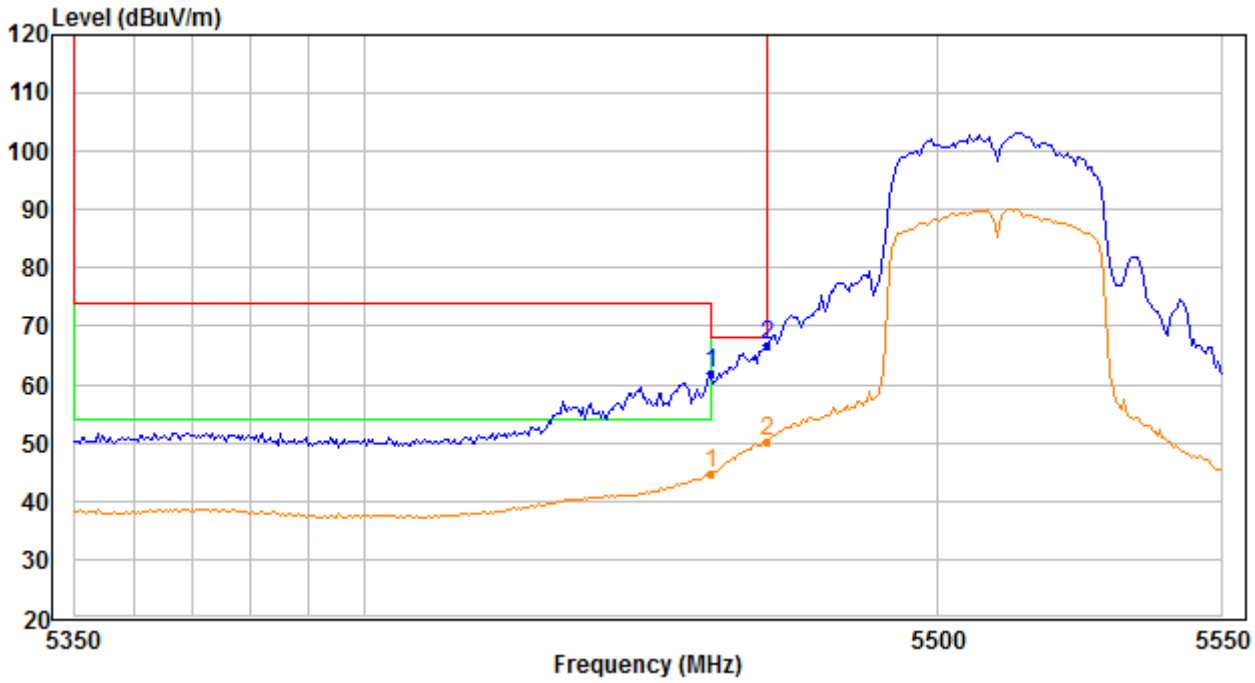

Frequency (MHz)	Peak level (dBuv/m)	Peak Limit (dBuv/m)	AV level (dBuv/m)	AV Limit (dBuv/m)	Conclusion
5460.0000	61.78	74.00	44.74	54.00	Pass
5470.0000	66.58	68.20	--	--	Pass

Test Channel:	Channel 134	Ant. Polar. :	Horizontal

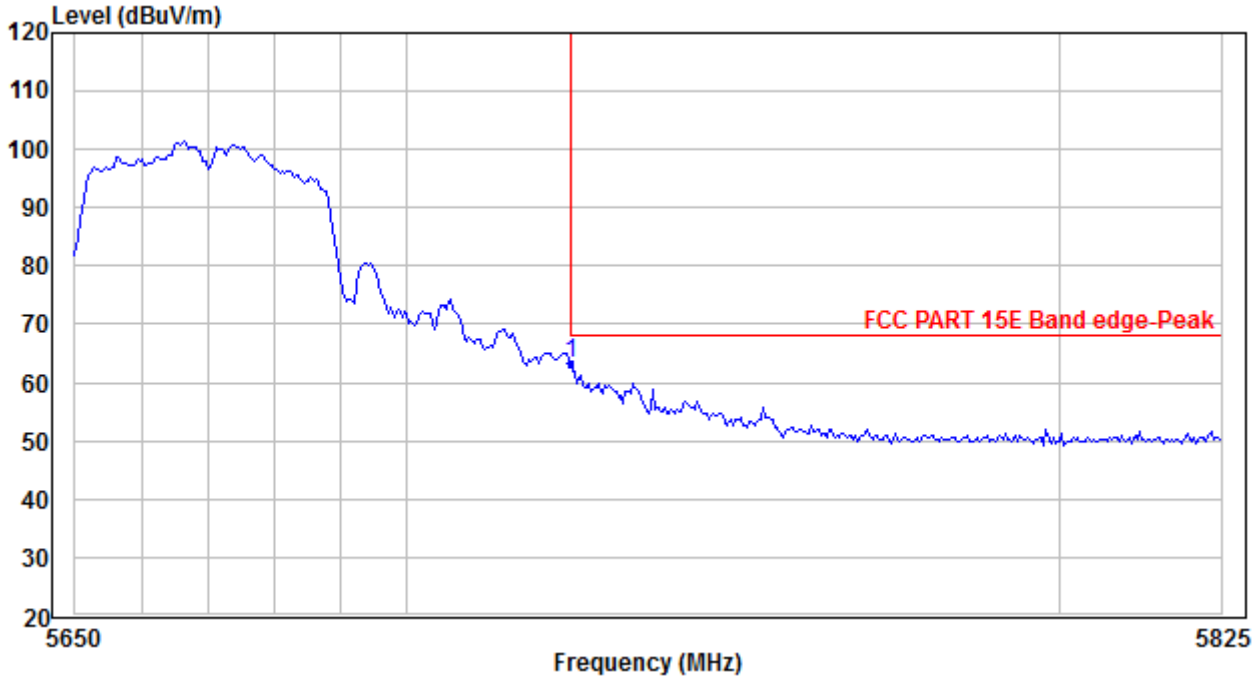

Frequency (MHz)	Peak level (dBuv/m)	Peak Limit (dBuv/m)	Conclusion
5725.0000	63.18	68.20	Pass

Test Channel:	Channel 134	Ant. Polar. :	Vertical

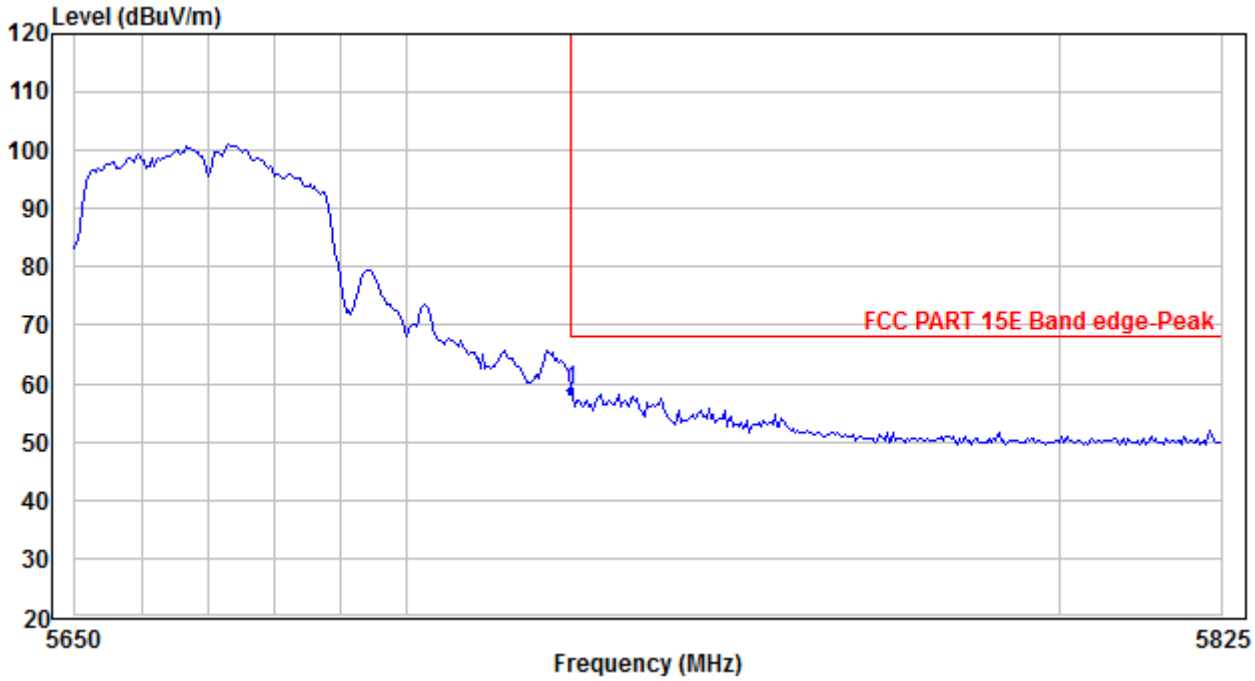

Frequency (MHz)	Peak level (dBuv/m)	Peak Limit (dBuv/m)	Conclusion
5725.0000	58.97	68.20	Pass

Test Channel:	Channel 151	Ant. Polar. :	Horizontal

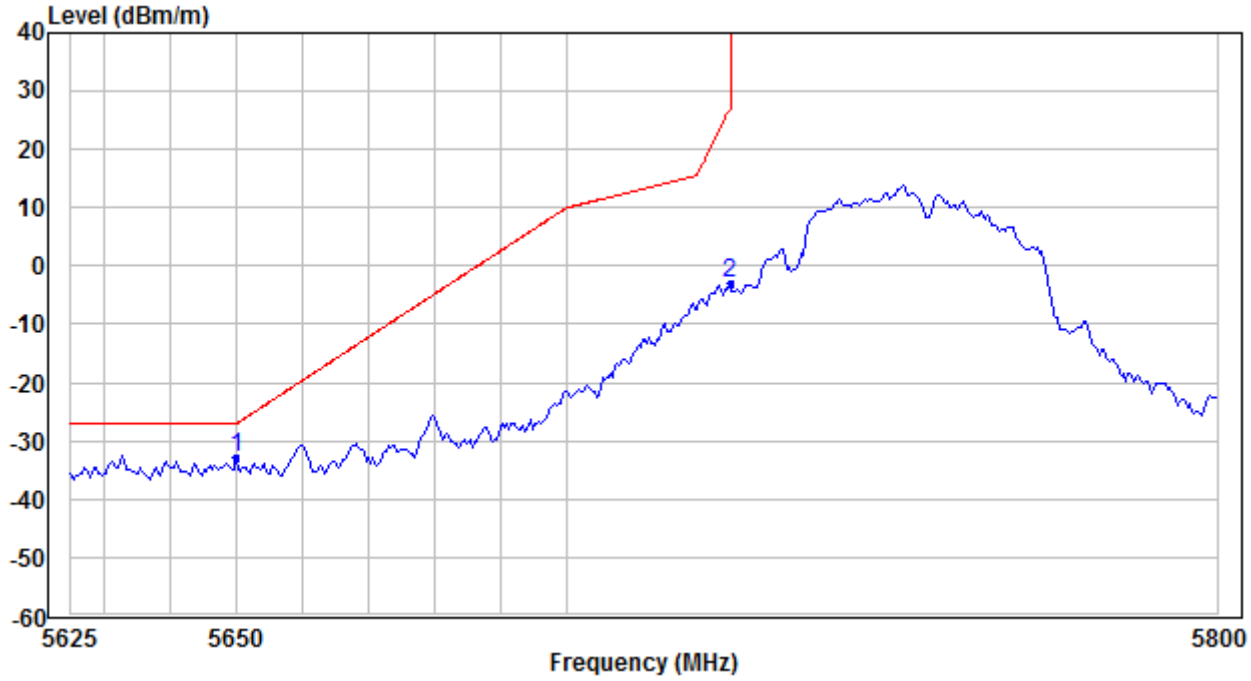

Frequency (MHz)	Peak level (dBm)	Peak Limit (dBm)	Conclusion
5650.0000	-32.70	-27.00	Pass
5725.0000	-2.95	26.97	Pass

Test Channel:	Channel 151	Ant. Polar. :	Vertical

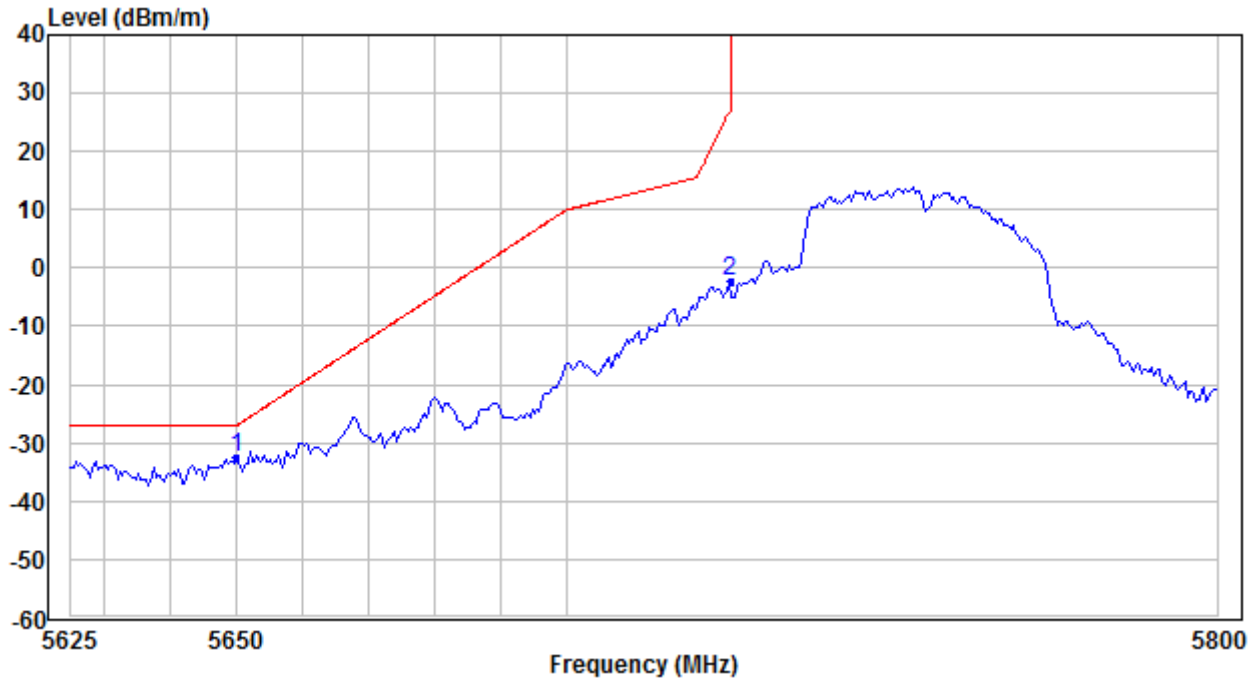

Frequency (MHz)	Peak level (dBm)	Peak Limit (dBm)	Conclusion
5650.0000	-32.58	-27.00	Pass
5725.0000	-2.42	26.97	Pass

Test Channel:	Channel 159	Ant. Polar. :	Horizontal

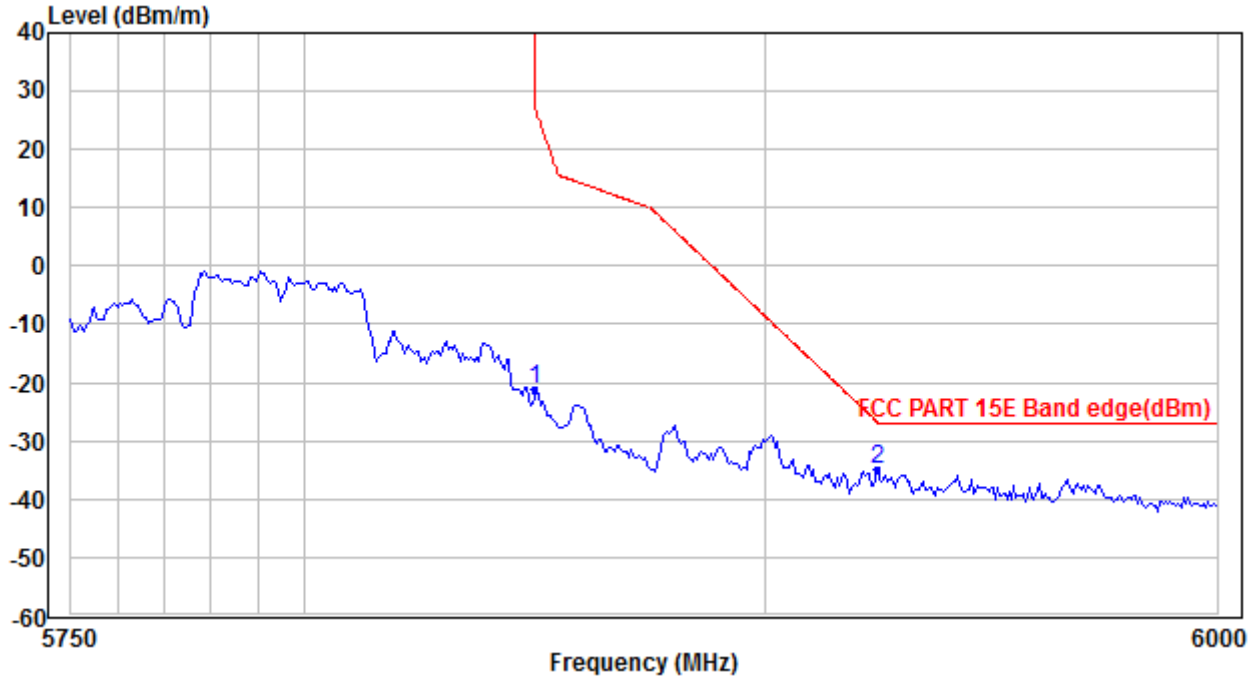

Frequency (MHz)	Peak level (dBm)	Peak Limit (dBm)	Conclusion
5850.00	-21.30	26.94	Pass
5925.00	-35.03	-27.00	Pass

Test Channel:	Channel 159	Ant. Polar. :	Vertical

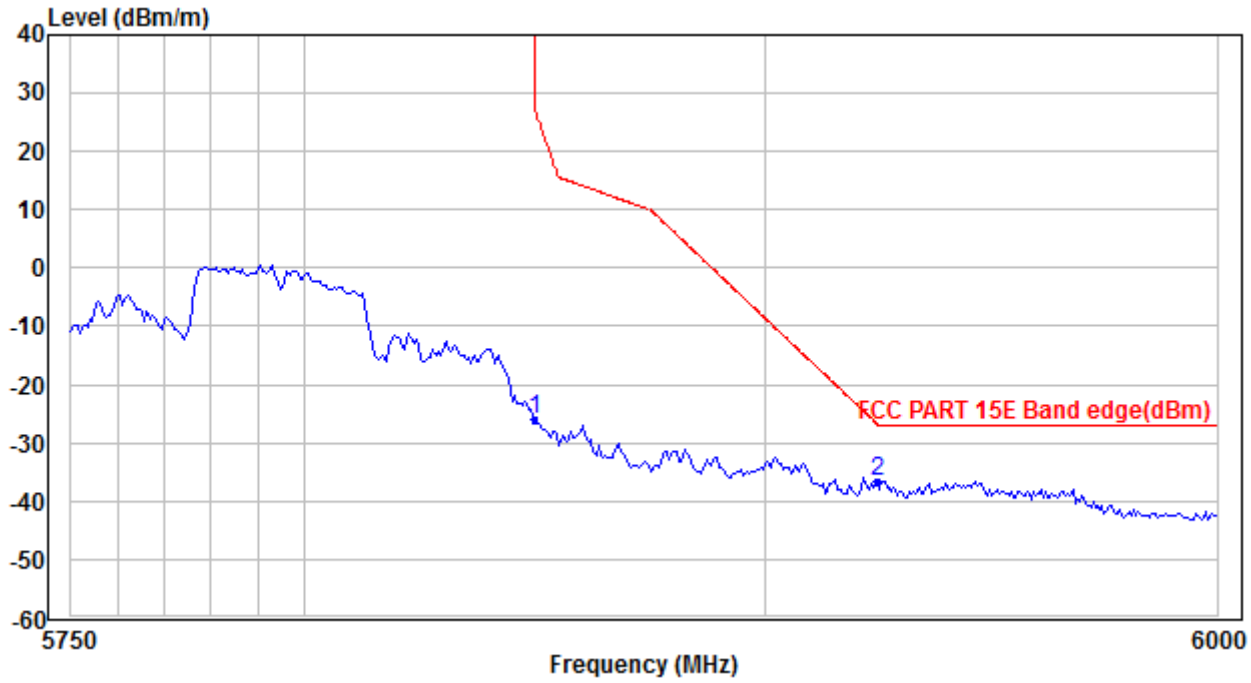

Frequency (MHz)	Peak level (dBm)	Peak Limit (dBm)	Conclusion
5850.00	-26.05	26.94	Pass
5925.00	-36.73	-27.00	Pass

MIMO_Chain 0+1+2+3_IEEE 802.11ac-VHT80

Test Channel:	Channel 42	Ant. Polar. :	Horizontal

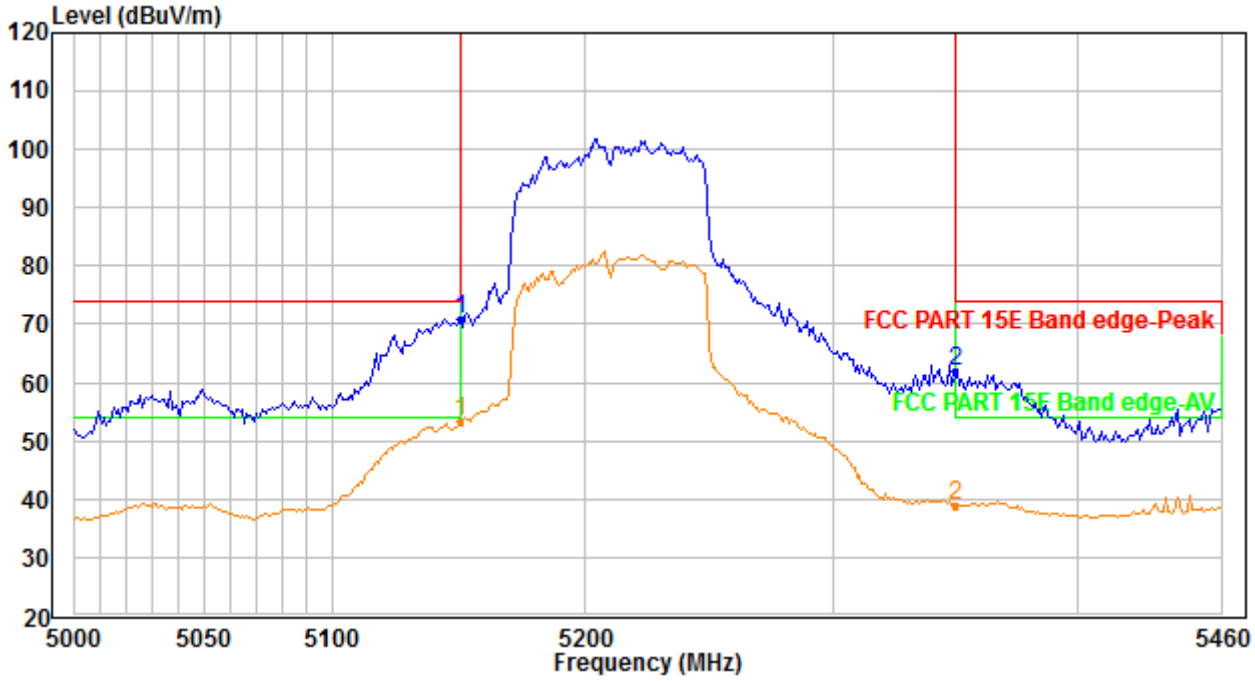

Frequency (MHz)	Peak level (dBuv/m)	Peak Limit (dBuv/m)	AV level (dBuv/m)	AV Limit (dBuv/m)	Conclusion
5150.0000	70.86	74.00	53.19	54.00	Pass
5350.0000	61.82	74.00	39.04	54.00	Pass

Test Channel:	Channel 42	Ant. Polar. :	Vertical

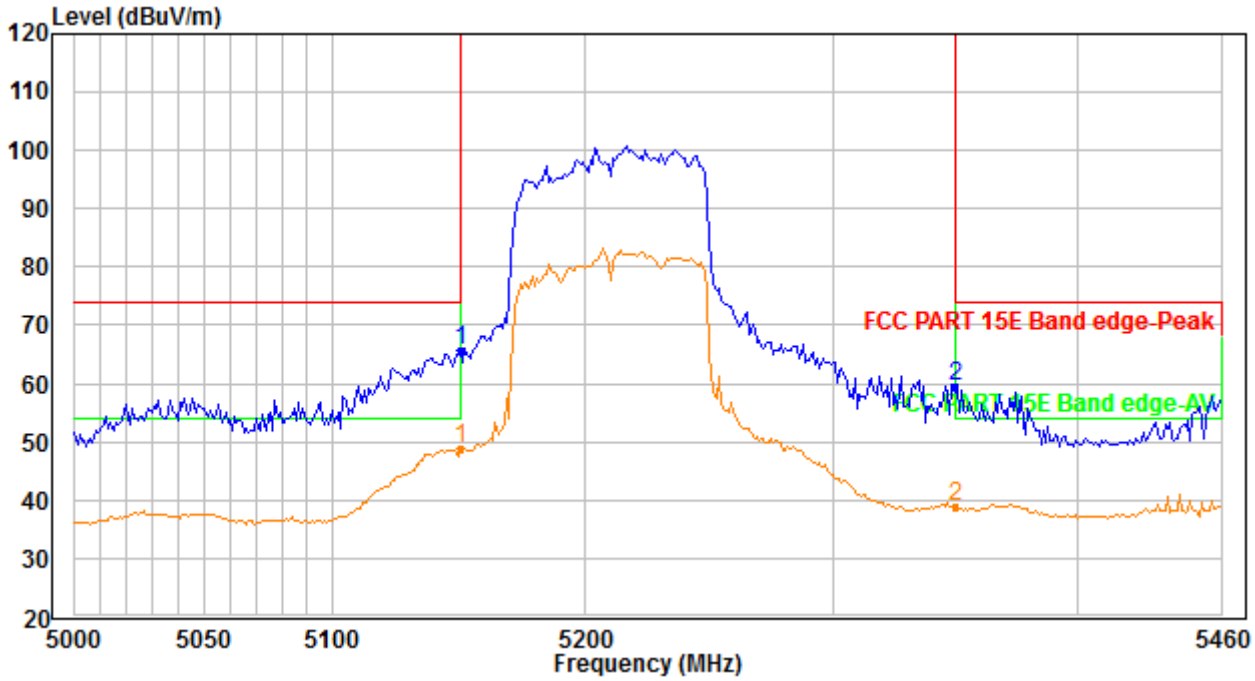

Frequency (MHz)	Peak level (dBuv/m)	Peak Limit (dBuv/m)	AV level (dBuv/m)	AV Limit (dBuv/m)	Conclusion
5150.0000	65.80	74.00	48.72	54.00	Pass
5350.0000	59.35	74.00	38.74	54.00	Pass

Test Channel:	Channel 58	Ant. Polar. :	Horizontal

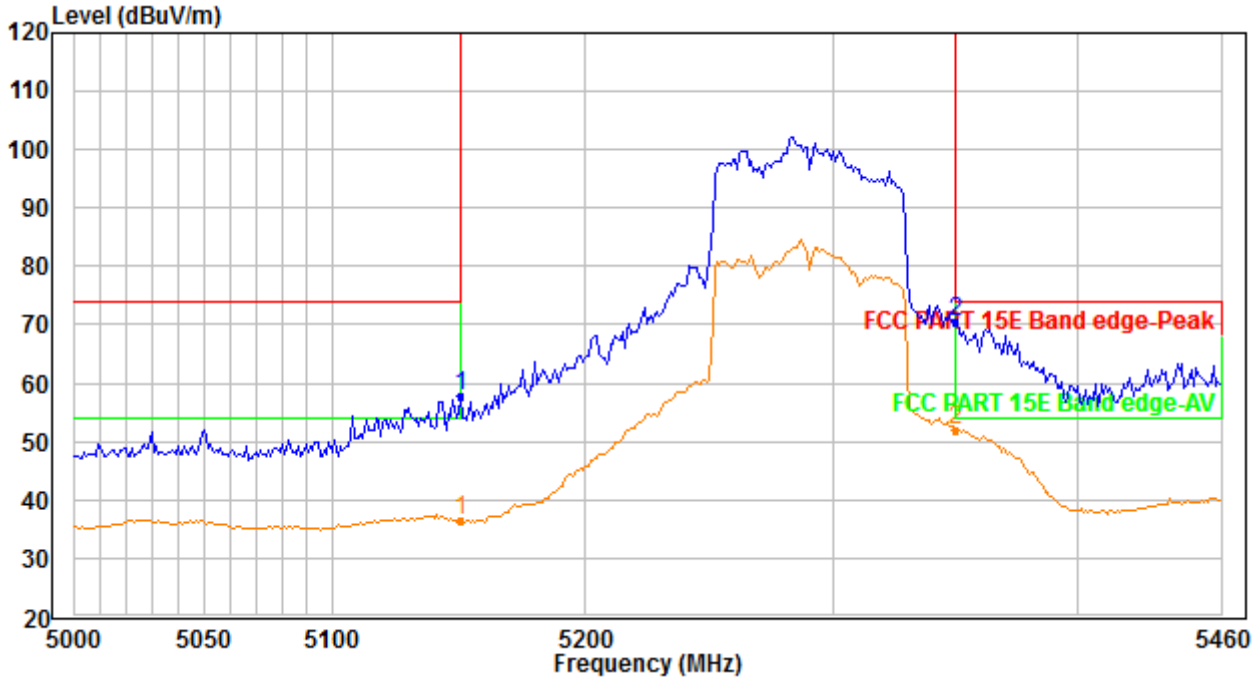

Frequency (MHz)	Peak level (dBuv/m)	Peak Limit (dBuv/m)	AV level (dBuv/m)	AV Limit (dBuv/m)	Conclusion
5150.0000	57.66	74.00	36.57	54.00	Pass
5350.0000	70.52	74.00	51.88	54.00	Pass

Test Channel:	Channel 58	Ant. Polar. :	Vertical

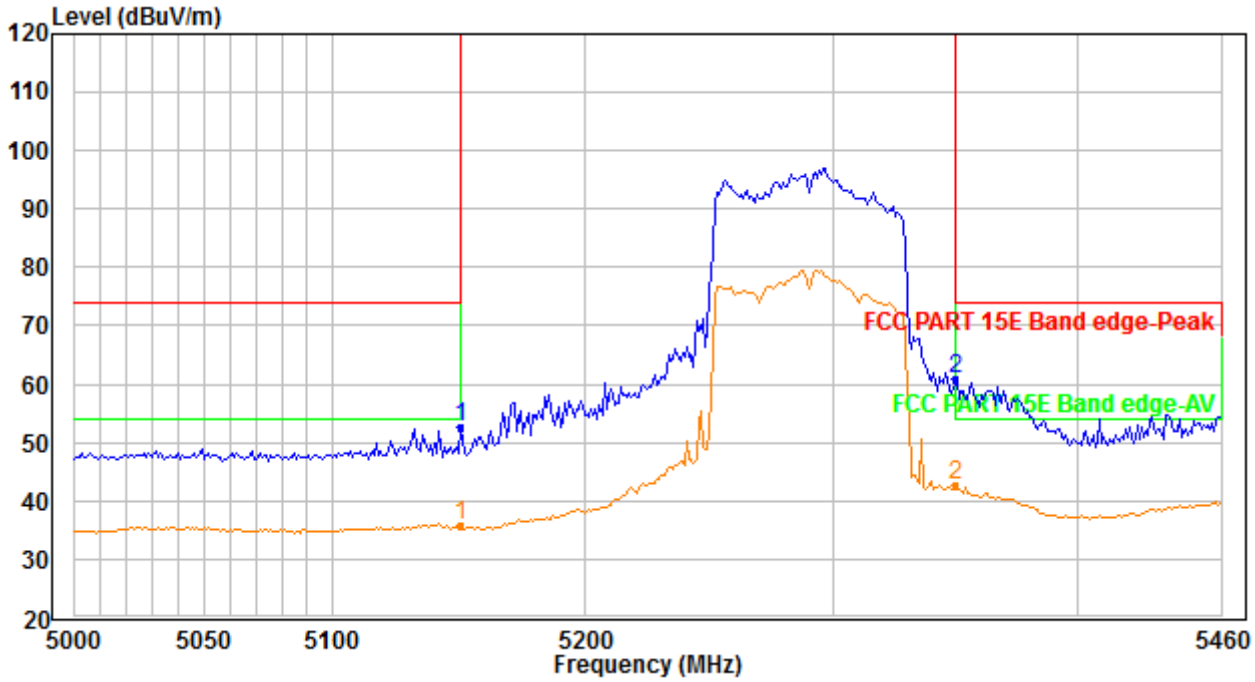

Frequency (MHz)	Peak level (dBuv/m)	Peak Limit (dBuv/m)	AV level (dBuv/m)	AV Limit (dBuv/m)	Conclusion
5150.0000	52.82	74.00	35.69	54.00	Pass
5350.0000	61.03	74.00	42.83	54.00	Pass

Test Channel:	Channel 106	Ant. Polar. :	Horizontal

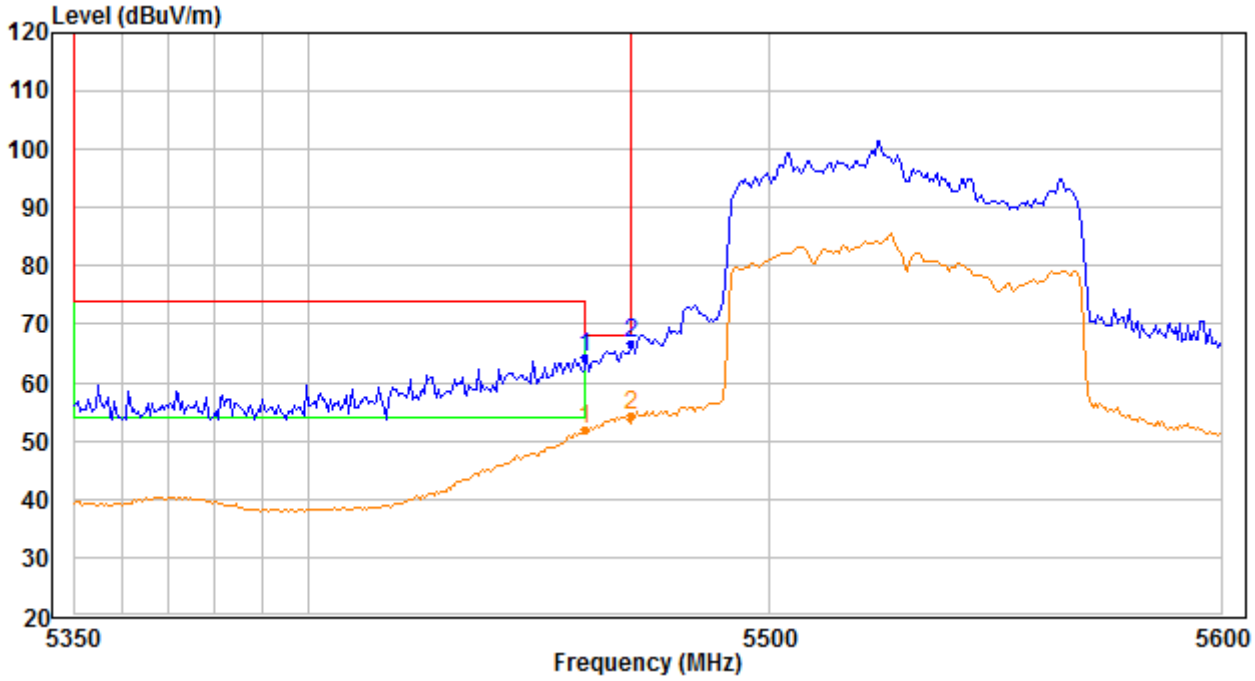

Frequency (MHz)	Peak level (dBuv/m)	Peak Limit (dBuv/m)	AV level (dBuv/m)	AV Limit (dBuv/m)	Conclusion
5460.0000	64.38	74.00	51.99	54.00	Pass
5470.0000	66.59	68.20	--	--	Pass

Test Channel:	Channel 106	Ant. Polar. :	Vertical

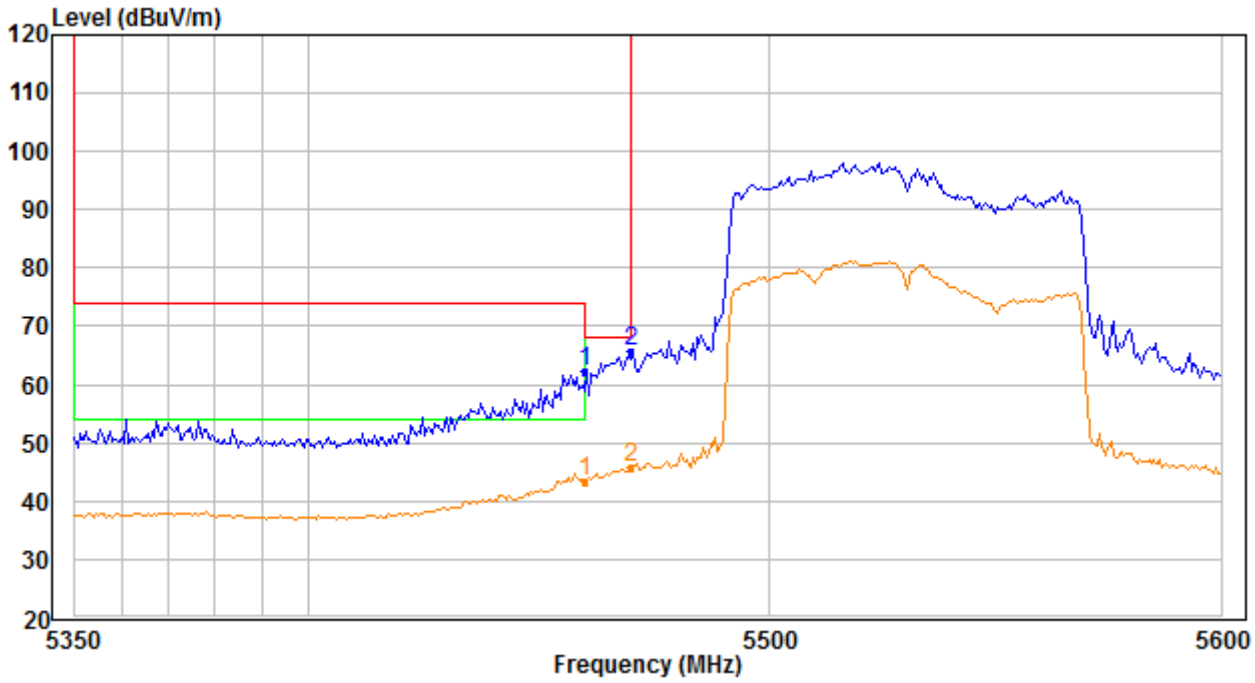

Frequency (MHz)	Peak level (dBuv/m)	Peak Limit (dBuv/m)	AV level (dBuv/m)	AV Limit (dBuv/m)	Conclusion
5460.0000	62.11	74.00	43.23	54.00	Pass
5470.0000	65.85	68.20	--	--	Pass

Test Channel:	Channel 155	Ant. Polar. :	Horizontal

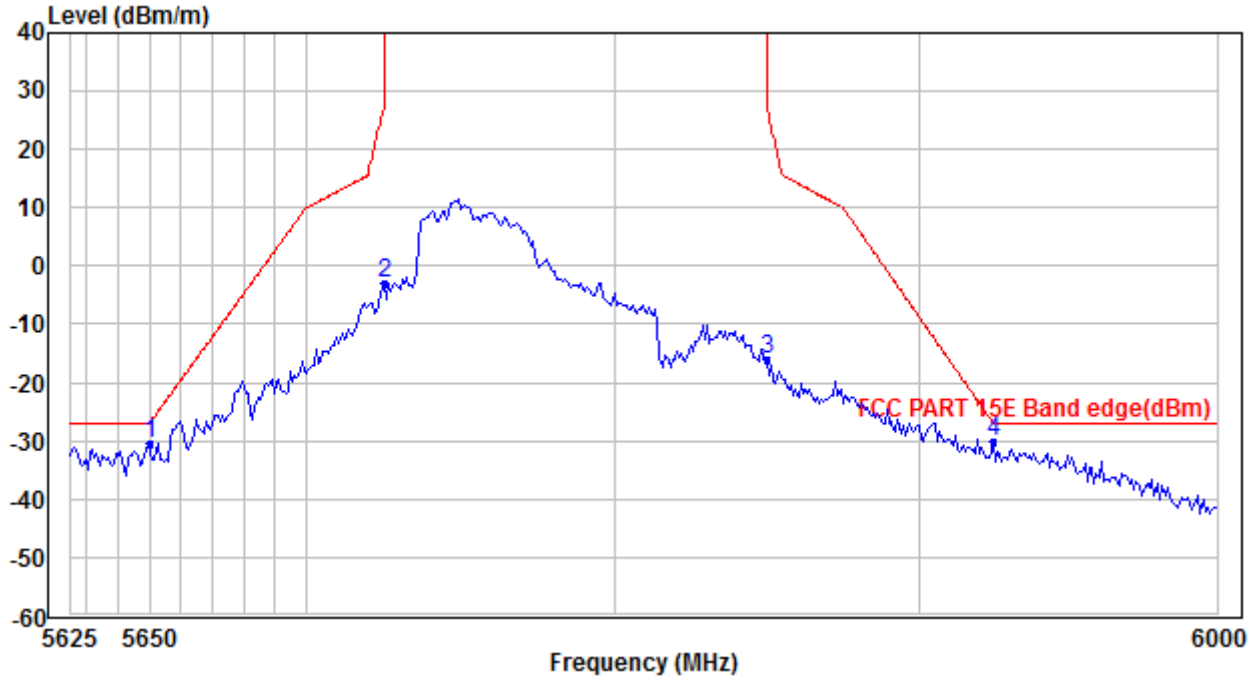

Frequency (MHz)	Peak level (dBm)	Peak Limit (dBm)	Conclusion
5650.0000	-30.50	-27.00	Pass
5725.0000	-2.92	26.97	Pass
5850.0000	-16.13	26.94	Pass
5925.0000	-30.27	-27.00	Pass

Test Channel:	Channel 155	Ant. Polar. :	Vertical

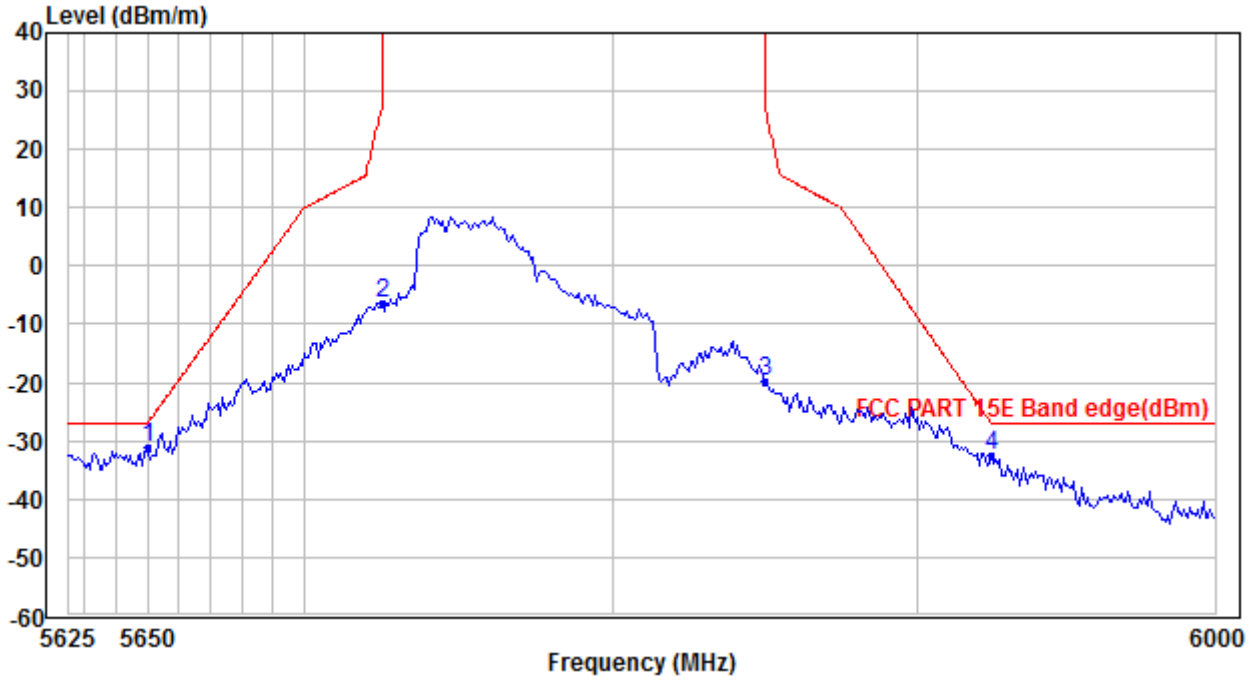

Frequency (MHz)	Peak level (dBm)	Peak Limit (dBm)	Conclusion
5650.0000	-31.01	-27.00	Pass
5725.0000	-6.28	26.97	Pass
5850.0000	-19.81	26.94	Pass
5925.0000	-32.66	-27.00	Pass

5.8 AC POWER LINE CONDUCTED EMISSION

Test Requirement: FCC 47 CFR Part 15 Subpart E Section 15.407 (b)(6)
FCC 47 CFR Part 15 Subpart C Section 15.207
RSS-Gen Issue 5, Section 8.8

Test Method: ANSI C63.10-2013, Section 6.2.

Limits:

Frequency range (MHz)	Limits (dB(μV)	
	Quasi-peak	Average
0,15 to 0,50	66 to 56	56 to 46
0,50 to 5	56	46
5 to 30	60	50

Remark:

1. The lower limit shall apply at the transition frequencies.
2. The limit decreases linearly with the logarithm of the frequency in the range 0.15 to 0.50 MHz.

Test Setup: Refer to section 4.5.2 for details.

Test Procedures:

Test frequency range :150KHz-30MHz

1) The mains terminal disturbance voltage test was conducted in a shielded room.
2) The EUT was connected to AC power source through a LISN 1 (Line Impedance Stabilization Network) which provides a 50Ω/50μH + 5Ω linear impedance. The power cables of all other units of the EUT were connected to a second LISN 2, which was bonded to the ground reference plane in the same way as the LISN 1 for the unit being measured. A multiple socket outlet strip was used to connect multiple power cables to a single LISN provided the rating of the LISN was not exceeded.
3) The tabletop EUT was placed upon a non-metallic table 0.8m above the ground reference plane. And for floor-standing arrangement, the EUT was placed on the horizontal ground reference plane,
4) The test was performed with a vertical ground reference plane. The rear of the EUT shall be 0.4 m from the vertical ground reference plane. The vertical ground reference plane was bonded to the horizontal ground reference plane. The LISN 1 was placed 0.8 m from the boundary of the unit under test and bonded to a ground reference plane for LISNs mounted on top of the ground reference plane. This distance was between the closest points of the LISN 1 and the EUT. All other units of the EUT and associated equipment was at least 0.8 m from the LISN 2.
5) In order to find the maximum emission, the relative positions of equipment and all of the interface cables must be changed according to ANSI C63.10 on conducted measurement.

Equipment Used: Refer to section 3 for details.

Test Result: Pass

The measurement data as follows:
Quasi Peak and Average:
Mode: WIFI Link

Live Line

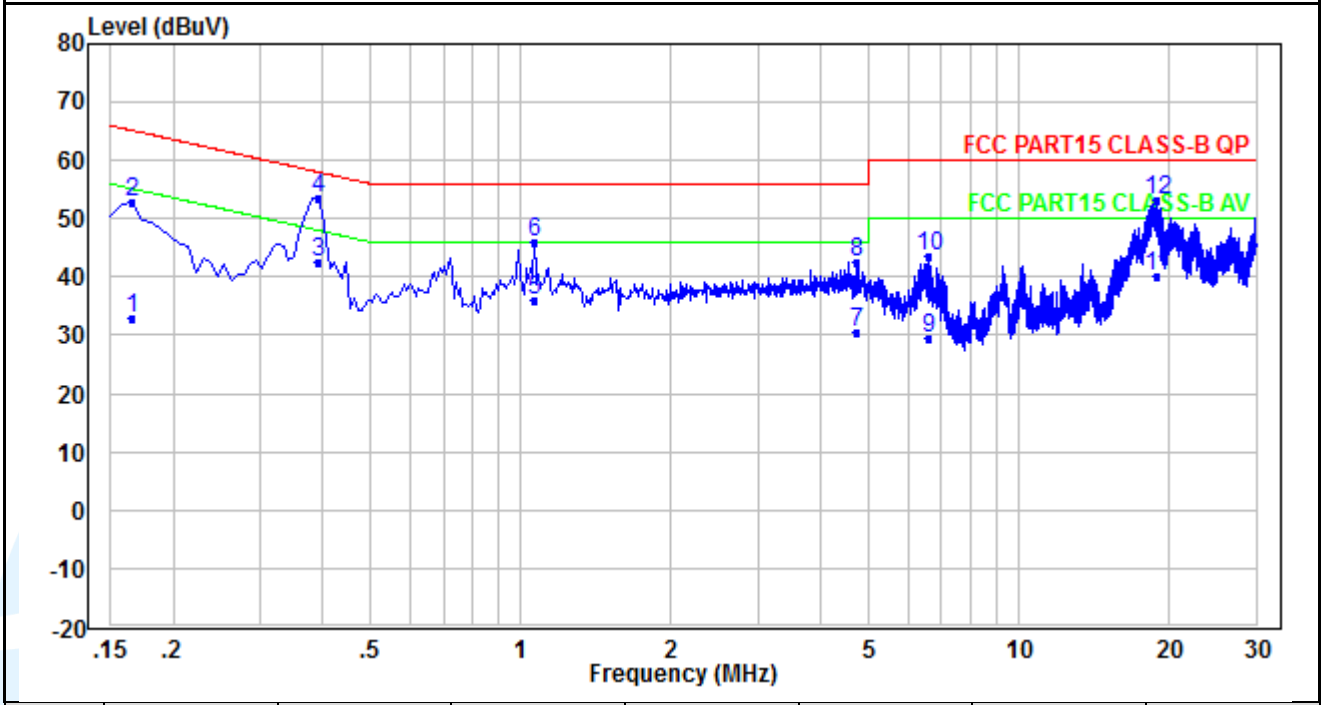

No.	Frequency (MHz)	Reading (dBuV)	Correction factor (dB)	Result (dBuV)	Limit (dBuV)	Margin (dB)	Detector
1	0.166	22.76	10.13	32.89	55.16	-22.27	Average
2	0.166	42.76	10.13	52.89	65.16	-12.27	QP
3	0.390	32.57	10.12	42.69	48.06	-5.37	Average
4	0.390	43.57	10.12	53.69	58.06	-4.37	QP
5	1.062	25.73	10.22	35.95	46.00	-10.05	Average
6	1.062	35.73	10.22	45.95	56.00	-10.05	QP
7	4.733	20.23	10.31	30.54	46.00	-15.46	Average
8	4.733	32.23	10.31	42.54	56.00	-13.46	QP
9	6.621	19.03	10.43	29.46	50.00	-20.54	Average
10	6.621	33.03	10.43	43.46	60.00	-16.54	QP
11	18.978	29.15	10.96	40.11	50.00	-9.89	Average
12	18.978	42.15	10.96	53.11	60.00	-6.89	QP

Neutral Line

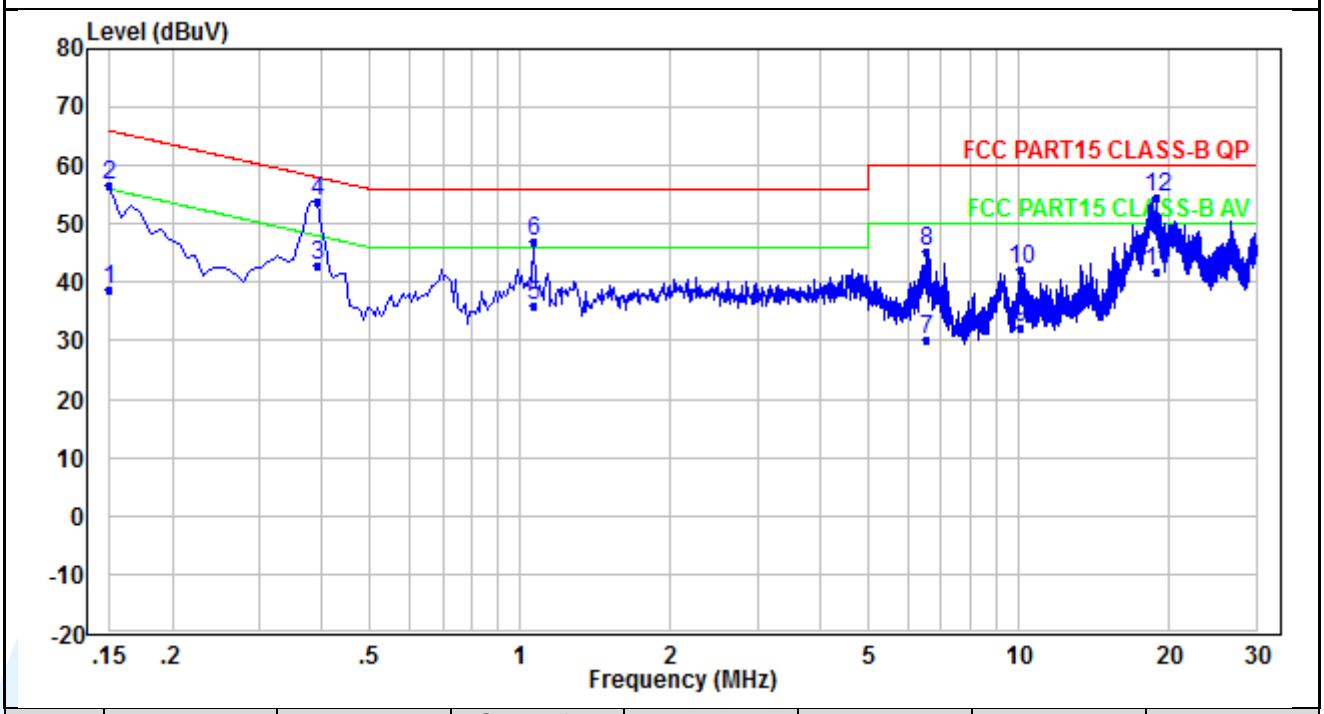

No.	Frequency (MHz)	Reading (dBuV)	Correction factor (dB)	Result (dBuV)	Limit (dBuV)	Margin (dB)	Detector
1	0.150	28.55	10.11	38.66	56.00	-17.34	Average
2	0.150	46.55	10.11	56.66	66.00	-9.34	QP
3	0.390	32.68	10.12	42.80	48.06	-5.26	Average
4	0.390	43.68	10.12	53.80	58.06	-4.26	QP
5	1.062	25.78	10.15	35.93	46.00	-10.07	Average
6	1.062	36.78	10.15	46.93	56.00	-9.07	QP
7	6.525	19.89	10.45	30.34	50.00	-19.66	Average
8	6.525	34.89	10.45	45.34	60.00	-14.66	QP
9	10.076	21.62	10.61	32.23	50.00	-17.77	Average
10	10.076	31.62	10.61	42.23	60.00	-17.77	QP
11	18.946	30.77	10.95	41.72	50.00	-8.28	Average
12	18.946	43.77	10.95	54.72	60.00	-5.28	QP

Remark:

1. Correct Factor = LISN Factor + Cable Loss + Pulse Limiter Factor, the value was added to Original Receiver Reading by the software automatically.
2. Result = Reading + Correct Factor.
3. Margin = Result - Limit
4. An initial pre-scan was performed on the Phase and neutral lines with peak detector. Quasi-Peak and Average measurement were performed at the frequencies with maximized peak emission were detected.

APPENDIX 1 PHOTOS OF TEST SETUP

See test photos attached in Appendix 1 for the actual connections between Product and support equipment.

APPENDIX 2 PHOTOS OF EUT CONSTRUCTIONAL DETAILS

Refer to Appendix 2 for EUT external and internal photos.

*** End of Report ***

The test report is effective only with both signature and specialized stamp. The result(s) shown in this report refer only to the sample(s) tested. Without written approval of UnionTrust, this report can't be reproduced except in full.