TEST REPORT

Applicant Name:	Grandstream Networks, Inc.
Address:	126 Brookline Ave., 3rd Floor Boston, MA 02215, USA
Report Number:	2401Y48404E-RF-00A
FCC ID:	YZZWP836

Test Standard (s)

FCC PART 15.407

Sample Description

Product Type:	Cordless Wi-Fi IP Phone
Model No.:	WP836
Multiple Model(s) No.:	N/A
Trade Mark:	GRANDSTREAM
Date Received:	2024/10/09
Issue Date:	2024/12/11

Test Result:	Pass▲

▲ In the configuration tested, the EUT complied with the standards above.

Prepared and Checked By:

Ekko. Wu

Ekko Wu
RF Engineer

Approved By:

Nancy Wang

Nancy Wang
RF Supervisor

Note: The information marked# is provided by the applicant, the laboratory is not responsible for its authenticity and this information can affect the validity of the result in the test report. Customer model name, addresses, names, trademarks etc. are included.
This report cannot be reproduced except in full, without prior written approval of the Company. Unless otherwise stated the results shown in this test report refer only to the sample(s) tested. This report is valid only with a valid digital signature. The digital signature may be available only under the Adobe software above version 7.0.
This report must not be used by the customer to claim product certification, approval, or endorsement by NVLAP or any agency of the U.S. Government.
This report may contain data that are not covered by the NVLAP accreditation and are marked with an asterisk "▼".

TABLE OF CONTENTS

DOCUMENT REVISION HISTORY **4**

GENERAL INFORMATION **5**

PRODUCT DESCRIPTION FOR EQUIPMENT UNDER TEST (EUT) 5
OBJECTIVE 5
TEST METHODOLOGY 6
MEASUREMENT UNCERTAINTY 6
TEST FACILITY 6

SYSTEM TEST CONFIGURATION **7**

DESCRIPTION OF TEST CONFIGURATION 7
EUT EXERCISE SOFTWARE 9
DUTY CYCLE 11
EQUIPMENT MODIFICATIONS 11
SUPPORT EQUIPMENT LIST AND DETAILS 11
EXTERNAL I/O CABLE 11
BLOCK DIAGRAM OF TEST SETUP 12

SUMMARY OF TEST RESULTS **14**

TEST EQUIPMENT LIST **15**

FCC §15.203 - ANTENNA REQUIREMENT **17**

APPLICABLE STANDARD 17
ANTENNA CONNECTOR CONSTRUCTION 17

FCC §15.407 (B) (6) §15.207 (A) - CONDUCTED EMISSIONS **18**

APPLICABLE STANDARD 18
EUT SETUP 18
EMI TEST RECEIVER SETUP 18
TEST PROCEDURE 18
CORRECTED FACTOR & MARGIN CALCULATION 19
TEST DATA 19

§15.205 & §15.209 & §15.407(B) - UNDESIRABLE EMISSION **22**

APPLICABLE STANDARD 22
EUT SETUP 22
EMI TEST RECEIVER & SPECTRUM ANALYZER SETUP 24
TEST PROCEDURE 24
FACTOR & OVER LIMIT/MARGIN CALCULATION 25
TEST DATA 26

FCC §15.407(A), (E) - 26 DB & 6DB EMISSION BANDWIDTH **448**

APPLICABLE STANDARD 448
TEST PROCEDURE 448
ATEST DATA 449

FCC §15.407(A) - CONDUCTED TRANSMITTER OUTPUT POWER **450**

APPLICABLE STANDARD 450
TEST PROCEDURE 450
TEST DATA 451

FCC §15.407(A) - POWER SPECTRAL DENSITY 452
TEST PROCEDURE 452
TEST DATA 453
EUT PHOTOGRAPHS 454
TEST SETUP PHOTOGRAPHS 455
APPENDIX 456
APPENDIX A1: EMISSION BANDWIDTH 456
APPENDIX A2: OCCUPIED CHANNEL BANDWIDTH 516
APPENDIX A3: MIN EMISSION BANDWIDTH 590
APPENDIX B: DUTY CYCLE 614
APPENDIX C: MAXIMUM CONDUCTED OUTPUT POWER 688
APPENDIX D: MAXIMUM POWER SPECTRAL DENSITY 692

DOCUMENT REVISION HISTORY

Revision Number	Report Number	Description of Revision	Date of Revision
0	2401Y48404E-RF-00A	Original Report	2024/12/11

GENERAL INFORMATION

Product Description for Equipment under Test (EUT)

Product	Cordless Wi-Fi IP Phone
Tested Model	WP836
Multiple Model(s)	N/A
Frequency Range	5G Wi-Fi: 5150-5250MHz ; 5250-5350MHz; 5470-5725MHz; 5725-5850 MHz
Mode	802.11a /n20/n40/ac20/ac40/ac80/ax20/ax40/ax80
Maximum Conducted Average Output Power	5150-5250MHz: 17.93dBm 5250-5350MHz: 17.49dBm 5470-5725MHz: 16.52dBm 5725-5850MHz: 16.80dBm
Modulation Technique	OFDM, OFDMA
Antenna Specification#	ANT0: 4.16dBi; ANT1: 3.6dBi (provided by the applicant)
Voltage Range	DC 5V from Adapter/Charger or DC 3.7V from Battery
Sample serial number	2SGE-1 for Conducted and Radiated Emissions Test 2SGE-14 for RF Conducted Test (Assigned by BACL, Shenzhen)
Sample/EUT Status	Good condition
Adapter Information	Adapter 1 Model: GQ12-050200-AU Input: 100-240V~50/60Hz 0.4A Max Output: 5.0V, 2.0A Adapter 2 Model: GLH0502000 Input: 100-240V~50/60Hz 0.5A Output: 5.0V, 2.0A Adapter 3 Model: DCT12W050200US-A2 Input: 100-240V~50/60Hz 0.3A max Output: 5.0V, 2.0A
Note: The EUT charged by Type-C Port or Charger, the worst case charger power supply was selected to test for AC line conducted and radiated emission below 1GHz according to BT report test result.	

Objective

This test report is in accordance with Part 2-Subpart J, Part 15-Subparts A and E of the Federal Communication Commissions rules.

The tests were performed in order to determine compliance with FCC Part 15, Subpart E, section 15.203, 15.205, 15.207, 15.209 and 15.407 rules.

Test Methodology

All measurements contained in this report were conducted with ANSI C63.10-2013, American National Standard of Procedures for Compliance Testing of Unlicensed Wireless Devices. And KDB789033 D02 General U-NII Test Procedures New Rules v02r01.

All emissions measurement was performed at Bay Area Compliance Laboratories Corp. (Shenzhen). The radiated testing was performed at an antenna-to-EUT distance of 3 meters.

Each test item follows test standards and with no deviation.

Measurement Uncertainty

Parameter		Uncertainty
Occupied Channel Bandwidth		109.2kHz(k=2, 95% level of confidence)
RF Frequency		56.6Hz(k=2, 95% level of confidence)
RF output power, conducted		0.86dB(k=2, 95% level of confidence)
Unwanted Emission, conducted		1.60dB(k=2, 95% level of confidence)
AC Power Lines Conducted Emissions	9kHz-150kHz	3.63dB(k=2, 95% level of confidence)
	150kHz-30MHz	3.66dB(k=2, 95% level of confidence)
Radiated Emissions	0.009MHz~30MHz	3.60dB(k=2, 95% level of confidence)
	30MHz~200MHz (Horizontal)	5.32dB(k=2, 95% level of confidence)
	30MHz~200MHz (Vertical)	5.43dB(k=2, 95% level of confidence)
	200MHz~1000MHz (Horizontal)	5.77dB(k=2, 95% level of confidence)
	200MHz~1000MHz (Vertical)	5.73dB(k=2, 95% level of confidence)
	1GHz - 6GHz	5.34dB(k=2, 95% level of confidence)
	6GHz - 18GHz	5.40dB(k=2, 95% level of confidence)
	18GHz - 40GHz	5.64dB(k=2, 95% level of confidence)
Temperature		±1℃
Humidity		±1%
Supply voltages		±0.4%

Note: The extended uncertainty given in this report is obtained by combining the standard uncertainty times the coverage factor K with the 95% confidence interval. Otherwise required by the applicant or Product Regulations, Decision Rule in this report did not consider the uncertainty.

Test Facility

The Test site used by Bay Area Compliance Laboratories Corp. (Shenzhen) to collect test data is located on the 5F(B-West) , 6F, 7F, the 3rd Phase of Wan Li Industrial Building D, Shihua Rd, FuTian Free Trade Zone, Shenzhen, China.

The lab has been recognized as the FCC accredited lab under the KDB 974614 D01 and is listed in the FCC Public Access Link (PAL) database, FCC Registration No. : 715558, the FCC Designation No. : CN5045.

SYSTEM TEST CONFIGURATION

Description of Test Configuration

The system was configured for testing in an engineering mode, which was provided by manufacturer.

For 5150-5250MHz Band, 7 channels are provided to testing:

Channel	Frequency (MHz)	Channel	Frequency (MHz)
36	5180	44	5220
38	5190	46	5230
40	5200	48	5240
42	5210	/	/

For 802.11a/ac20/ax20 mode: channel 36, 40, 48 were tested;
For 802.11ac40/ax40 mode: channel 38, 46 were tested;
For 802.11ac80/ax80 mode, channel 42 was tested.

For 5250-5350MHz Band, 7 channels are provided to testing:

Channel	Frequency (MHz)	Channel	Frequency (MHz)
52	5260	60	5300
54	5270	62	5310
56	5280	64	5320
58	5290	/	/

For 802.11a/ac20/ax20 mode: channel 52, 56, 64 were tested;
For 802.11ac40/ax40 mode: channel 54, 62 were tested;
For 802.11ac80/ax80 mode, channel 58 was tested.

For 5470-5725MHz Band, 21 channels are provided to testing:

Channel	Frequency (MHz)	Channel	Frequency (MHz)
100	5500	124	5620
102	5510	126	5630
104	5520	128	5640
106	5530	132	5660
108	5540	134	5670
110	5550	136	5680
112	5560	138	5690
116	5580	140	5700
118	5590	142	5710
120	5600	144	5720
122	5610	/	/

For 802.11a/ac20/ax20 mode: channel 100, 116, 140, 144 were tested;
For 802.11ac40/ax40 mode: channel 102, 110, 134, 142 were tested;
For 802.11ac80/ax80 mode, channel 106, 122, 138 was tested.

For 5725-5850MHz Band, 8 channels are provided to testing:

Channel	Frequency (MHz)	Channel	Frequency (MHz)
149	5745	157	5785
151	5755	159	5795
153	5765	161	5805
155	5775	165	5825

For 802.11a/ac20/ax20 mode: channel 149, 157, 165 were tested;
For 802.11ac40/ax40 mode: channel 151, 159 were tested;
For 802.11ac80/ax80 mode, channel 155 was tested.

EUT Exercise Software

"SecureCRTPortable.exe"# software was used and power level as below. The software and power level was provided by the applicant. The device was tested with the worst case was performed as below:

5150-5250 MHz Band:					
Test Modes	**Test Channels**	**Test Frequency (MHz)**	**Data rate**	**Power Level Setting#**	
				ANT0	**ANT1**
802.11a	Lowest	5180	6Mbps	default	default
	Middle	5200	6Mbps	default	default
	Highest	5240	6Mbps	default	default
802.11ac-VHT20	Lowest	5180	MCS0	default	default
	Middle	5200	MCS0	default	default
	Highest	5240	MCS0	default	default
802.11ac-VHT40	Lowest	5190	MCS0	default	default
	Highest	5230	MCS0	default	default
802.11ac-VHT80	Middle	5210	MCS0	default	default
802.11ax-HE20	Lowest	5180	MCS0	default	default
	Middle	5200	MCS0	default	default
	Highest	5240	MCS0	default	default
802.11ax-HE40	Lowest	5190	MCS0	default	default
	Highest	5230	MCS0	default	default
802.11ax-HE80	Middle	5210	MCS0	default	default
5250-5350 MHz Band:					
Test Modes	**Test Channels**	**Test Frequency (MHz)**	**Data rate**	**Power Level Setting#**	
				ANT0	**ANT1**
802.11a	Lowest	5260	6Mbps	default	default
	Middle	5280	6Mbps	default	default
	Highest	5320	6Mbps	default	default
802.11ac-VHT20	Lowest	5260	MCS0	default	default
	Middle	5280	MCS0	default	default
	Highest	5320	MCS0	default	default
802.11ac-VHT40	Lowest	5270	MCS0	default	default
	Highest	5310	MCS0	default	default
802.11ac-VHT80	Middle	5290	MCS0	default	default
802.11ax-HE20	Lowest	5260	MCS0	default	default
	Middle	5280	MCS0	default	default
	Highest	5320	MCS0	default	default
802.11ax-HE40	Lowest	5270	MCS0	default	default
	Highest	5310	MCS0	default	default
802.11ax-HE80	Middle	5290	MCS0	default	default

5470-5725MHz Band:					
Test Modes	Test Channels	Test Frequency (MHz)	Data rate	Power Level Setting#	
				ANT0	ANT1
802.11a	Lowest	5500	6Mbps	default	default
	Middle	5580	6Mbps	default	default
	Highest	5700	6Mbps	15	default
	Cross	5720	6Mbps	default	default
802.11ac-VHT20	Lowest	5500	MCS0	default	default
	Middle	5580	MCS0	default	default
	Highest	5700	MCS0	15	15
	Cross	5720	MCS0	default	default
802.11ac-VHT40	Lowest	5510	MCS0	17	17
	Middle	5550	MCS0	default	default
	Highest	5670	MCS0	default	default
	Cross	5710	MCS0	default	default
802.11ac-VHT80	Lowest	5530	MCS0	16	16
	Highest	5610	MCS0	default	default
	Cross	5690	MCS0	default	default
802.11ax-HE20	Lowest	5500	MCS0	default	default
	Middle	5580	MCS0	default	default
	Highest	5700	MCS0	15	15
	Cross	5720	MCS0	default	default
802.11ax-HE40	Lowest	5510	MCS0	17	17
	Middle	5550	MCS0	default	default
	Highest	5670	MCS0	default	default
	Cross	5710	MCS0	default	default
802.11ax-HE80	Lowest	5530	MCS0	16	16
	Highest	5610	MCS0	default	default
	Cross	5690	MCS0	default	default
5725-5850 MHz Band:					
Test Modes	Test Channels	Test Frequency (MHz)	Data rate	Power Level Setting#	
				ANT0	ANT1
802.11a	Lowest	5745	6Mbps	default	default
	Middle	5785	6Mbps	default	default
	Highest	5825	6Mbps	default	default
802.11ac-VHT20	Lowest	5745	MCS0	default	default
	Middle	5785	MCS0	default	default
	Highest	5825	MCS0	default	default
802.11ac-VHT40	Lowest	5755	MCS0	default	default
	Highest	5795	MCS0	default	default
802.11ac-VHT80	Middle	5775	MCS0	default	default
802.11ax-HE20	Lowest	5745	MCS0	default	default
	Middle	5785	MCS0	default	default
	Highest	5825	MCS0	default	default
802.11ax-HE40	Lowest	5755	MCS0	default	default
	Highest	5795	MCS0	default	default
802.11ax-HE80	Middle	5775	MCS0	default	default

Note:
1. The worst-case data rates are determined to be as follows for each mode based upon inverstigation by measuring the average power, power and PSD across all data rates bandwidths, and modulations.
2. The device supports SISO in all modes, and MIMO 2T2R in 802.11n/ac/ax modes, per pretest, 2T2R mode was the worst mode and reported for 802.11n/ac/ax modes.
2. The n20/n40 mode was reduced test as identical parameter with ac20/ac40 mode.
3. For 802.11ax modes, the device not support partial RU mode.

Duty cycle

Please refer to the Appendix.

Equipment Modifications

No modification was made to the EUT tested.

Support Equipment List and Details

Manufacturer	Description	Model	Serial Number
Unknown	Receptacle	Unknown	Unknown

External I/O Cable

Cable Description	Length (m)	From Port	To
Un-shielding Un-Detachable DC Cable	1.5	EUT	Adapter
Unshielded Un-detachable AC Cable	1.5	Receptacle	LISN/AC Mains

Block Diagram of Test Setup

For Conducted Emissions:

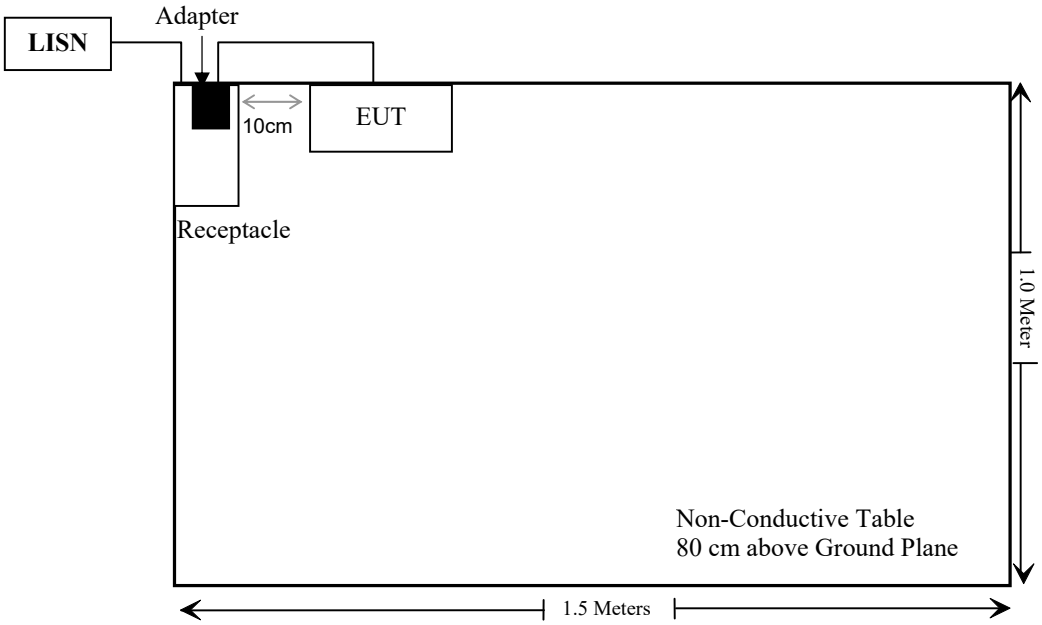

For Radiated Emissions below 1GHz:

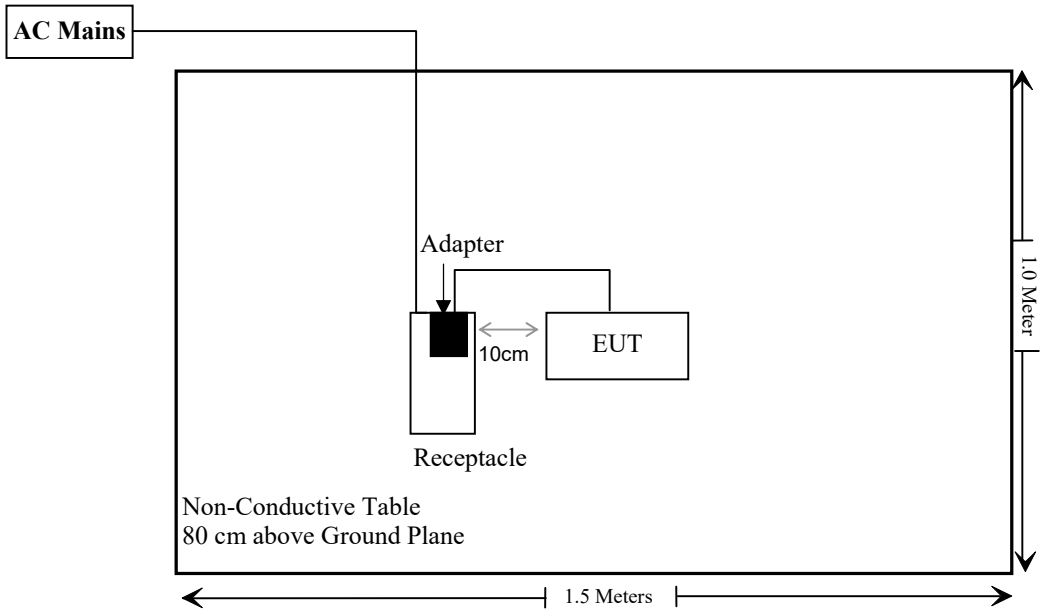

For Radiated Emissions above 1GHz:

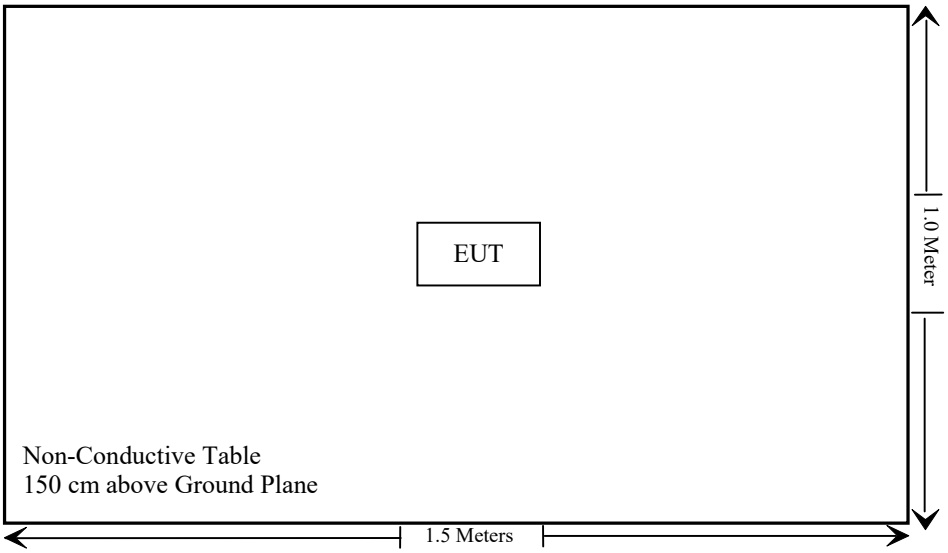

SUMMARY OF TEST RESULTS

FCC Rules	Description of Test	Result
§15.203	Antenna Requirement	Compliant
§15.407(b)(9)& §15.207(a)	Conducted Emissions	Compliant
§15.205& §15.209 &§15.407(b)	Undesirable Emission& Restricted Bands	Compliant
§15.407(a) (e)	26 dB Emission Bandwidth & 6dB Bandwidth	Compliant
§15.407(a)	Conducted Transmitter Output Power	Compliant
§15.407 (a)	Power Spectral Density	Compliant
§15.407 (h)	Transmit Power Control (TPC)	Not Applicable
§15.407 (h)	Dynamic Frequency Selection (DFS)	Compliant*

Compliant*: Please refer to the DFS report 2401Y48404E-RFC.
Not Applicable: For 5250-5350MHz/5470-5725MHz, the maximum EIRP is 24.38dBm <27dBm (500mW).

TEST EQUIPMENT LIST

Manufacturer	Description	Model	Serial Number	Calibration Date	Calibration Due Date
Conducted Emissions Test					
Rohde & Schwarz	EMI Test Receiver	ESCI	101120	2024/01/16	2025/01/15
Rohde & Schwarz	LISN	ENV216	101613	2024/01/16	2025/01/15
Rohde & Schwarz	Transient Limiter	ESH3Z2	DE25985	2024/05/21	2025/05/20
Unknown	CE Cable	Unknown	UF A210B-1-0720-504504	2024/05/21	2025/05/20
Rohde & Schwarz	EMC Measurement	EMC32	V8.53.0	NCR	NCR
Radiated Emissions Test					
Rohde & Schwarz	EMI Test Receiver	ESR3	102455	2024/01/16	2025/01/15
Sonoma instrument	Pre-amplifier	310 N	186238	2024/05/21	2025/05/20
Sunol Sciences	Broadband Antenna	JB1	A040904-1	2023/07/20	2026/07/19
Unknown	Cable	Chamber A Cable 1	N/A	2024/06/18	2025/06/17
Unknown	Cable	XH500C	J-10M-A	2024/06/18	2025/06/17
BACL	Active Loop Antenna	1313-1A	4031911	2024/05/14	2027/05/13
Unknown	Cable	2Y194	0735	2024/05/21	2025/05/20
Unknown	Cable	PNG214	1354	2024/05/21	2025/05/20
Audix	EMI Test software	E3	19821b(V9)	NCR	NCR
Rohde & Schwarz	Spectrum Analyzer	FSV40	101605	2024/03/27	2025/03/26
COM-POWER	Pre-amplifier	PA-122	181919	2024/06/18	2025/06/17
Schwarzbeck	Horn Antenna	BBHA9120D(1201)	1143	2023/07/26	2026/07/25
Unknown	RF Cable	KMSE	735	2024/06/18	2025/06/17
Unknown	RF Cable	UFA147	219661	2024/06/18	2025/06/17
Unknown	RF Cable	XH750A-N	J-10M	2024/06/18	2025/06/17
JD	Multiplex Switch Test Control Set	DT7220FSU	DQ77926	2024/06/18	2025/06/17
A.H.System	Pre-amplifier	PAM-1840VH	190	2024/06/18	2025/06/17
Electro-Mechanics Co	Horn Antenna	3116	9510-2270	2023/09/18	2026/09/17
UTIFLEX	RF Cable	NO. 13	232308-001	2024/06/18	2025/06/17
Audix	EMI Test software	E3	191218(V9)	NCR	NCR

Manufacturer	Description	Model	Serial Number	Calibration Date	Calibration Due Date
RF Conducted Test					
Tonscend	RF control Unit	JS0806-2	19D8060154	2024/08/06	2025/08/05
ANRITSU	Microwave peak power sensor	MA24418A	12622	2024/05/21	2025/05/20
Rohde & Schwarz	Spectrum Analyzer	FSV40	101473	2024/01/16	2025/01/15
Narda	20dB Attenuator	99899	0107	2024/06/27	2025/06/26

*** Statement of Traceability:** Bay Area Compliance Laboratories Corp. (Shenzhen) attests that all calibrations have been performed in accordance to requirements that traceable to National Primary Standards and International System of Units (SI).

FCC §15.203 - ANTENNA REQUIREMENT

Applicable Standard

According to FCC § 15.203, an intentional radiator shall be designed to ensure that no antenna other than that furnished by the responsible party shall be used with the device. The use of a permanently attached antenna or of an antenna that uses a unique coupling to the intentional radiator shall be considered sufficient to comply with the provisions of this Section. The manufacturer may design the unit so that a broken antenna can be replaced by the user, but the use of a standard antenna jack or electrical connector is prohibited.

Further, this requirement does not apply to intentional radiators that must be professionally installed, such as perimeter protection systems and some field disturbance sensors, or to other intentional radiators which, in accordance with § 15.31(d), must be measured at the installation site. However, the installer shall be responsible for ensuring that the proper antenna is employed so that the limits in this part are not exceeded.

Antenna Connector Construction

The EUT has two internal antennas which was permanently attached, and the maximum antenna gain# is ANT0 for 4.16dBi, ANT0 for 3.6dBi, fulfill the requirement of this section. Please refer to the EUT photos.

Result: Compliant

FCC §15.407 (b) (6) §15.207 (a) - CONDUCTED EMISSIONS

Applicable Standard

FCC §15.207, §15.407(b) (6)

EUT Setup

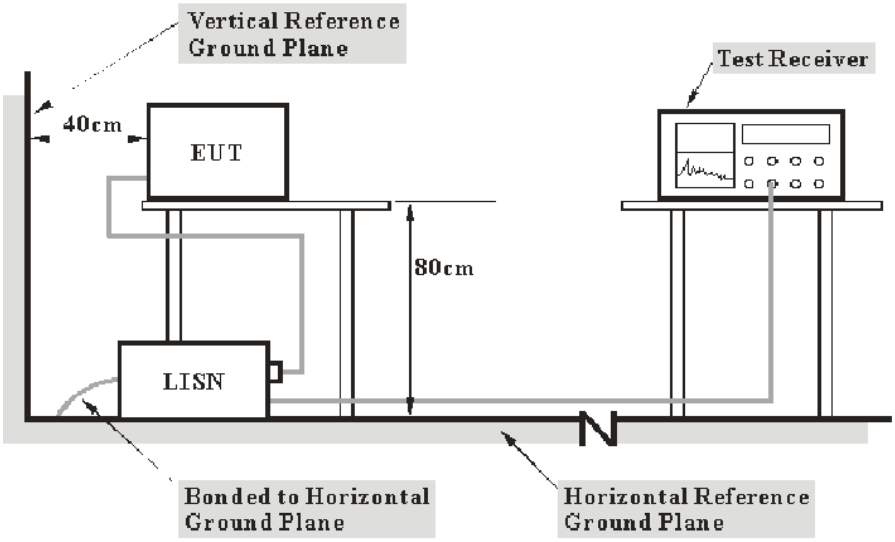

Note: 1. Support units were connected to second LISN.
2. Both of LISNs (AMN) 80 cm from EUT and at the least 80 cm from other units and other metal planes support units.

The setup of EUT is according with per ANSI C63.10-2013 measurement procedure. The specification used was with the FCC Part 15.207 limits.

The spacing between the peripherals was 10 cm.

EMI Test Receiver Setup

The EMI test receiver was set to investigate the spectrum from 150 kHz to 30 MHz.

During the conducted emission test, the EMI test receiver was set with the following configurations:

Frequency Range	IF B/W
150 kHz – 30 MHz	9 kHz

Test Procedure

During the conducted emission test, the adapter was connected to the LISN.

Maximizing procedure was performed on the six (6) highest emissions of the EUT.

All data was recorded in the Quasi-peak and Average detection mode.

Corrected Factor & Margin Calculation

The Corrected Factor (Corr.) is calculated by adding LISN VDF (Voltage Division Factor), Cable Loss and Transient Limiter Attenuation. The basic equation is as follows:

Correction Factor (Corr.) = LISN VDF + Cable Loss + Transient Limiter Attenuation

The "**Margin**" column of the following data tables indicates the degree of compliance with the applicable limit. For example, a margin of 7 dB means the emission is 7 dB below the limit. The equation for margin calculation is as follows:

Margin = Limit – Corrected Amplitude

Note: The term "cable loss" refers to the combination of a cable and a 10dB transient limiter (attenuator).

Test Data

Environmental Conditions

Temperature:	25.1 °C
Relative Humidity:	60 %
ATM Pressure:	100.9 kPa

The testing was performed by Macy Shi on 2024-12-11.

EUT operation mode: Transmitting (Maximum output power mode, 802.11ac20, 5180MHz)

Note: Worst Case is powered by Type-C with Adapter 1

AC 120V/60 Hz, Line

Project No.:	2401Y48404E-RF	**Environmental Conditions:**	23.5°C 51%RH 101.1kPa
EUT Number:	2SGE-1	**Tested By:**	Macy Shi
Test Mode:	802.11ac20, 5180MHz	**Date:**	2024.12.10

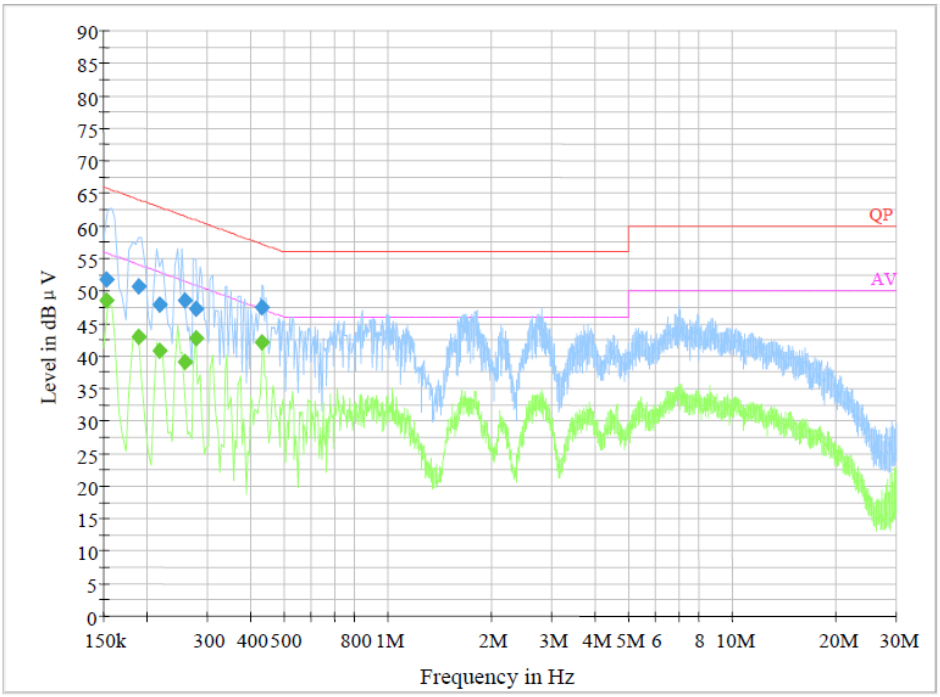

Final Result 1

Frequency (MHz)	QuasiPeak (dB µ V)	Bandwidth (kHz)	Line	Corr. (dB)	Margin (dB)	Limit (dB µ V)
0.153500	51.9	9.000	L1	20.3	13.9	65.8
0.189500	50.8	9.000	L1	20.3	13.3	64.1
0.218501	47.9	9.000	L1	20.3	15.0	62.9
0.258500	48.4	9.000	L1	20.3	13.1	61.5
0.278501	47.2	9.000	L1	20.3	13.7	60.9
0.431490	47.4	9.000	L1	20.4	9.8	57.2

Final Result 2

Frequency (MHz)	Average (dB µ V)	Bandwidth (kHz)	Line	Corr. (dB)	Margin (dB)	Limit (dB µ V)
0.153500	48.6	9.000	L1	20.3	7.2	55.8
0.189500	43.0	9.000	L1	20.3	11.1	54.1
0.218501	40.9	9.000	L1	20.3	12.0	52.9
0.258500	39.0	9.000	L1	20.3	12.5	51.5
0.278501	42.8	9.000	L1	20.3	8.1	50.9
0.431490	42.1	9.000	L1	20.4	5.1	47.2

AC 120V/60 Hz, Neutral

Project No.:	2401Y48404E-RF	**Environmental Conditions:**	23.5°C 51%RH 101.1kPa
EUT Number:	2SGE-1	**Tested By:**	Macy Shi
Test Mode:	802.11ac20, 5180MHz	**Date:**	2024.12.10

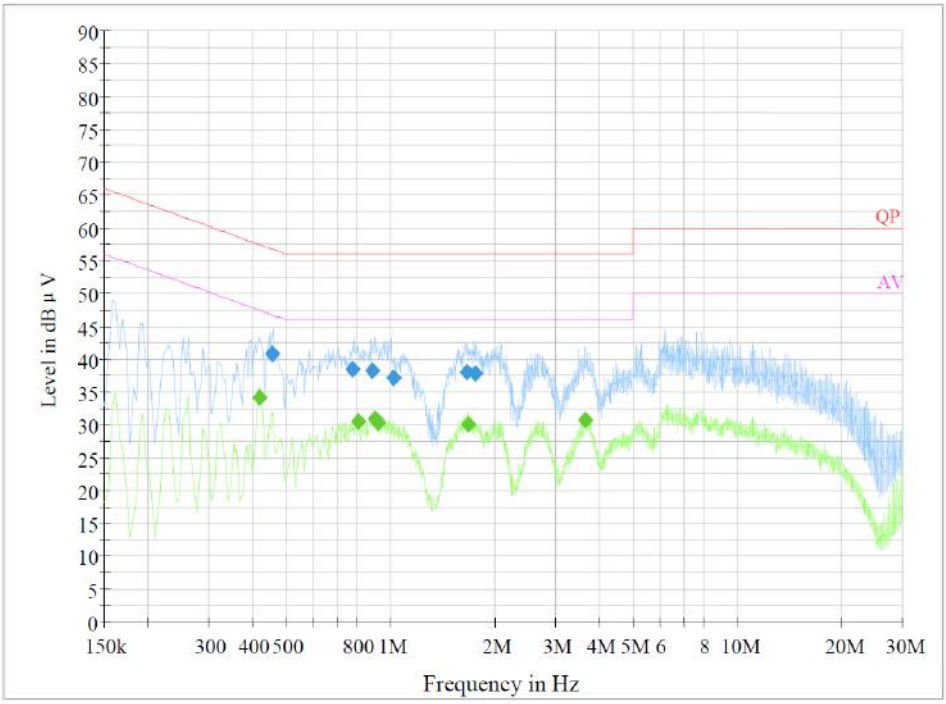

Final Result 1

Frequency (MHz)	QuasiPeak (dB µ V)	Bandwidth (kHz)	Line	Corr. (dB)	Margin (dB)	Limit (dB µ V)
0.459070	40.8	9.000	N	20.4	15.9	56.7
0.782210	38.5	9.000	N	20.4	17.5	56.0
0.888470	38.3	9.000	N	20.3	17.7	56.0
1.018850	37.1	9.000	N	20.4	18.9	56.0
1.660950	38.0	9.000	N	20.5	18.0	56.0
1.763750	37.7	9.000	N	20.6	18.3	56.0

Final Result 2

Frequency (MHz)	Average (dB µ V)	Bandwidth (kHz)	Line	Corr. (dB)	Margin (dB)	Limit (dB µ V)
0.422000	34.2	9.000	N	20.4	13.2	47.4
0.810000	30.5	9.000	N	20.4	15.5	46.0
0.906000	30.9	9.000	N	20.3	15.1	46.0
0.922000	30.3	9.000	N	20.3	15.7	46.0
1.686000	30.0	9.000	N	20.5	16.0	46.0
3.662000	30.7	9.000	N	20.4	15.3	46.0

§15.205 & §15.209 & §15.407(B) - UNDESIRABLE EMISSION

Applicable Standard

FCC §15.407 (b); §15.209; §15.205;

(b) Undesirable emission limits. Except as shown in paragraph (b)(7) of this section, the maximum emissions outside of the frequency bands of operation shall be attenuated in accordance with the following limits:
(1) For transmitters operating in the 5.15-5.25 GHz band: All emissions outside of the 5.15-5.35 GHz band shall not exceed an e.i.r.p. of −27 dBm/MHz.
(2) For transmitters operating in the 5.25-5.35 GHz band: All emissions outside of the 5.15-5.35 GHz band shall not exceed an e.i.r.p. of −27 dBm/MHz.
(3) For transmitters operating in the 5.47-5.725 GHz band: All emissions outside of the 5.47-5.725 GHz band shall not exceed an e.i.r.p. of −27 dBm/MHz.
(4) For transmitters operating in the 5.725-5.85 GHz band:
(i) All emissions shall be limited to a level of −27 dBm/MHz at 75 MHz or more above or below the band edge increasing linearly to 10 dBm/MHz at 25 MHz above or below the band edge, and from 25 MHz above or below the band edge increasing linearly to a level of 15.6 dBm/MHz at 5 MHz above or below the band edge, and from 5 MHz above or below the band edge increasing linearly to a level of 27 dBm/MHz at the band edge.

Unwanted emissions below 1 GHz must comply with the general field strength limits set forth in §15.209.

EUT Setup

9 kHz-30MHz:

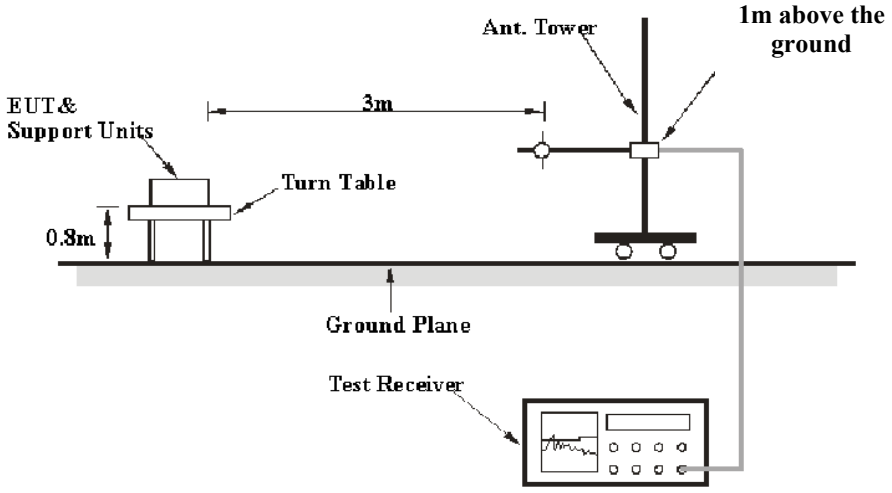

30MHz-1GHz:

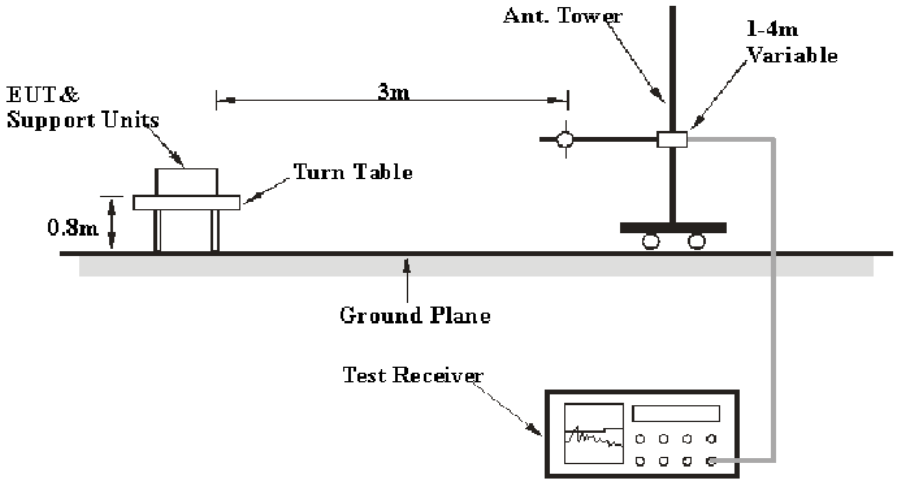

Above 1 GHz:

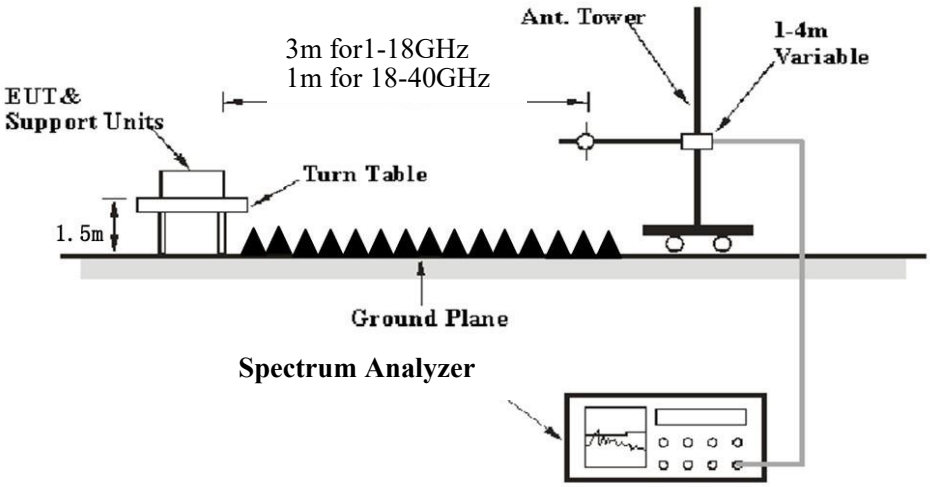

The setup of EUT is according with per ANSI C63.10-2013 measurement procedure. The specification used was with the FCC 15.209 and FCC 15.407 limits.

The external I/O cables were draped along the test table and formed a bundle 30 to 40 cm long in the middle.

EMI Test Receiver & Spectrum Analyzer Setup

The system was investigated from 9 kHz to 40 GHz.

During the radiated emission test, the EMI test receiver & Spectrum Analyzer Setup were set with the following configurations:

9 kHz-1GHz:

Frequency Range	RBW	Video B/W	IF B/W	Measurement
9 kHz – 150 kHz	/	/	200 Hz	QP
	300 Hz	1 kHz	/	PK
150 kHz – 30 MHz	/	/	9 kHz	QP
	10 kHz	30 kHz	/	PK
30 MHz – 1000 MHz	/	/	120 kHz	QP
	100 kHz	300 kHz	/	PK

1-40GHz:

Pre-scan

Measurement	Duty cycle	RBW	Video B/W
PK	Any	1MHz	3 MHz
AV	>98%	1MHz	5 kHz
	<98%	1MHz	≥1/Ton, not less than 5 kHz

Final measurement for emission identified during pre-scan

Measurement	Duty cycle	RBW	Video B/W
PK	Any	1MHz	3 MHz
AV	>98%	1MHz	10 Hz
	<98%	1MHz	≥1/Ton

Note: Ton is minimum transmission duration

If the maximized peak measured value complies with under the QP/Average limit more than 6dB, then it is unnecessary to perform an QP/Average measurement.

Test Procedure

Radiated Spurious Emission

During the radiated emission test, the adapter was connected to the AC floor outlet.

Maximizing procedure was performed on the highest emissions to ensure that the EUT complied with all the installation combinations.

All final data was recorded in Quasi-peak detection mode except for the frequency bands 9–90 kHz, 110–490 kHz and above 1000 MHz, average detection modes for frequency bands 9–90 kHz and 110–490 kHz, peak and average detection modes for frequencies above 1 GHz.

For 9 kHz-30MHz, the report shall list the six emissions with the smallest margin relative to the limit, for each of the three antenna orientations (parallel, perpendicular, and ground-parallel) unless the margin is greater than 20 dB.

All emissions under the average limit and under the noise floor have not recorded in the report.

According to ANSI C63.10-2013,9.4: For field strength measurements made at other than the distance at which the applicable limit is specified, extrapolate the measured field strength to the field strength at the distance specified by the limit using an inverse distance correction factor (20 dB/decade of distance). In some cases, a different distance correction factor may be required;

$$E_{\mathrm{SpecLimit}} = E_{\mathrm{Meas}} + 20\log\left(\frac{d_{\mathrm{Meas}}}{d_{\mathrm{SpecLimit}}}\right)$$

where

$E_{\mathrm{SpecLimit}}$	is the field strength of the emission at the distance specified by the limit, in dBμV/m
E_{Meas}	is the field strength of the emission at the measurement distance, in dBμV/m
d_{Meas}	is the measurement distance, in m
$d_{\mathrm{SpecLimit}}$	is the distance specified by the limit, in m

So the extrapolation factor of 1m is 20*log(1/3)= -9.5 dB, for 18-40GHz range, the limit of 1m distance was added by 9.5dB from limit of 3m to compared with the result measurement at 1m distance.

Factor & Over Limit/Margin Calculation

The Factor is calculated by adding the Antenna Factor and Cable Loss, and subtracting the Amplifier Gain. The basic equation is as follows:

Factor = Antenna Factor + Cable Loss - Amplifier Gain

The "**Over Limit/Margin**" column of the following data tables indicates the degree of compliance with the applicable limit. For example, an Over Limit/margin of -7dB means the emission is 7dB below the limit. The equation for calculation is as follows:

Over Limit = Level – Limit; Margin = Limit–Corrected Amplitude
Level / Corrected Amplitude = Read Level + Factor

Test Data

Environmental Conditions

Temperature:	22~25 °C
Relative Humidity:	50~54 %
ATM Pressure:	101 kPa

The testing was performed by Anson Su on 2024-10-29 for below 1GHz and Zenos Qiao from 2024-10-23 to 2024-10-25 for above 1GHz.

EUT operation mode: Transmitting

Note: Pre-scan in the X, Y and Z axes of orientation, the worst case Y-axis of orientation was recorded.

For 9 kHz-1GHz, Worst Case is powered by Type-C with Adapter 2

9 kHz-30MHz: *(Maximum output power mode, 802.11ac20, 5180MHz)*

Note: When the test result of peak was less than the limit of QP/Average more than 6dB, just peak value were recorded.

Parallel (worst case)

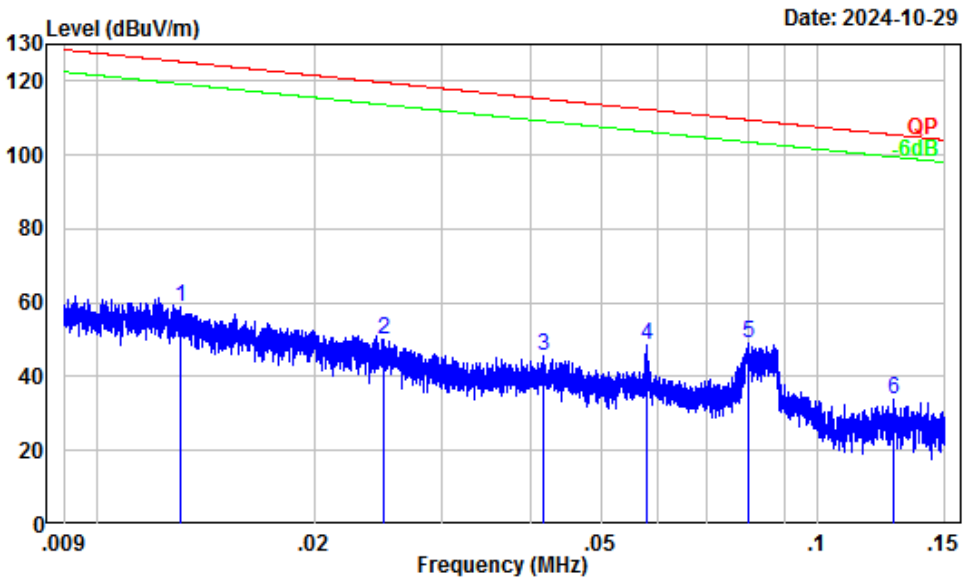


```
Site           : Chamber A
Condition      : 3m
Project Number: 2401Y48404E-RF
Test Mode      : 5G WIFI Transmitting
Tester         : Anson Su
```

	Freq	Factor	Read Level	Level	Limit Line	Over Limit	Remark
	MHz	dB/m	dBuV	dBuV/m	dBuV/m	dB	
1	0.01	36.11	22.63	58.74	125.27	-66.53	Peak
2	0.02	30.05	20.21	50.26	119.66	-69.40	Peak
3	0.04	24.91	20.49	45.40	115.21	-69.81	Peak
4	0.06	22.01	26.67	48.68	112.35	-63.67	Peak
5	0.08	19.04	30.24	49.28	109.55	-60.27	Peak
6	0.13	15.79	17.87	33.66	105.52	-71.86	Peak

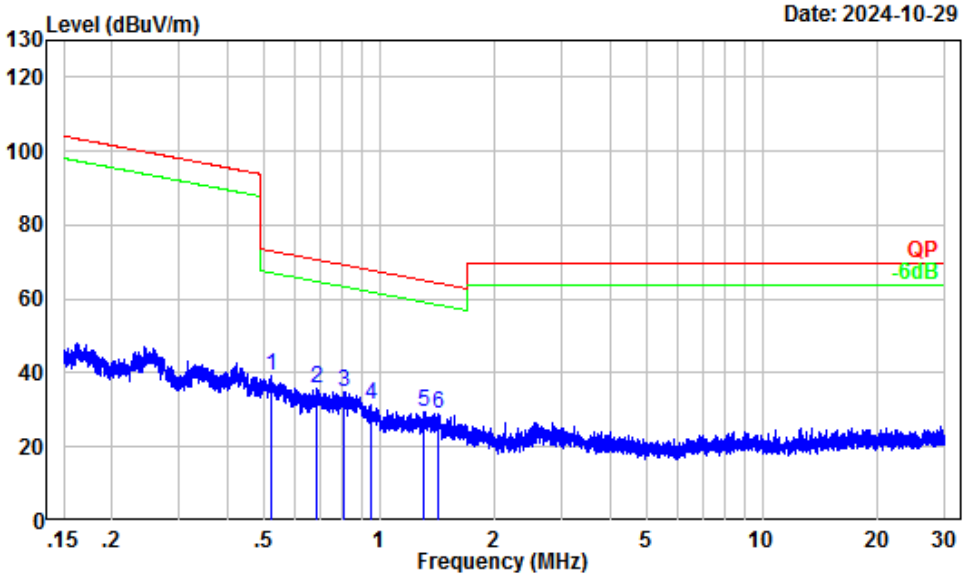

Site : Chamber A
Condition : 3m
Project Number: 2401Y48404E-RF
Test Mode : 5G WIFI Transmitting
Tester : Anson Su

	Freq	Factor	Read Level	Level	Limit Line	Over Limit	Remark
	MHz	dB/m	dBuV	dBuV/m	dBuV/m	dB	
1	0.52	3.22	36.19	39.41	73.25	-33.84	Peak
2	0.69	1.25	34.43	35.68	70.81	-35.13	Peak
3	0.81	-0.16	35.05	34.89	69.37	-34.48	Peak
4	0.95	-1.22	32.61	31.39	67.92	-36.53	Peak
5	1.31	-2.65	32.18	29.53	65.11	-35.58	Peak
6	1.43	-3.09	31.97	28.88	64.30	-35.42	Peak

30 MHz–1 GHz: *(Maximum output power mode, 802.11ac20, 5180MHz)*

Horizontal

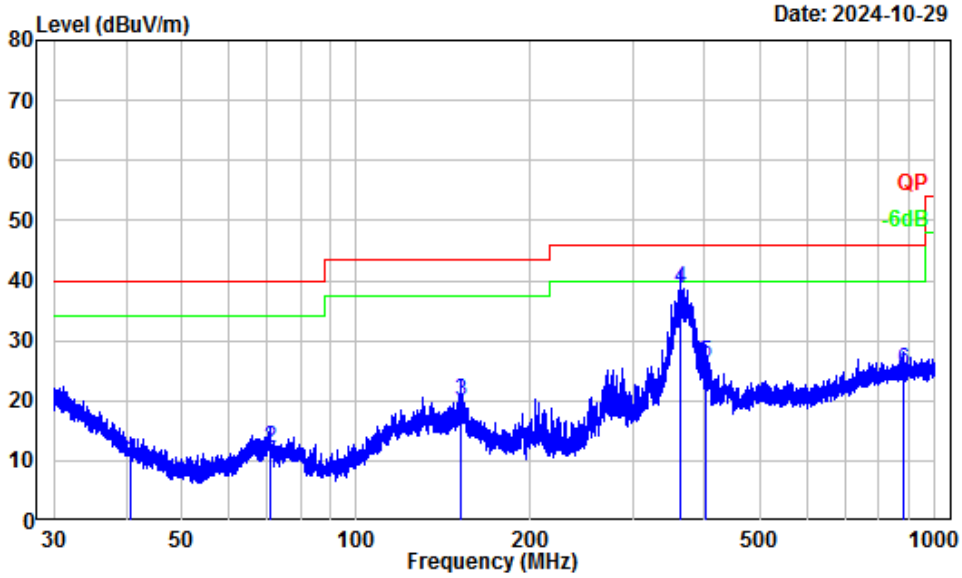

Site : Chamber A
Condition : 3m Horizontal
Project Number: 2401Y48404E-RF
Test Mode : 5G WIFI Transmitting
Tester : Anson Su

	Freq	Factor	Read Level	Level	Limit Line	Over Limit	Remark
	MHz	dB/m	dBuV	dBuV/m	dBuV/m	dB	
1	40.76	-12.90	22.73	9.83	40.00	-30.17	QP
2	71.08	-17.87	29.80	11.93	40.00	-28.07	QP
3	151.07	-12.47	32.46	19.99	43.50	-23.51	QP
4	362.35	-9.79	48.51	38.72	46.00	-7.28	QP
5	401.84	-8.35	34.67	26.32	46.00	-19.68	QP
6	884.89	-1.42	26.37	24.95	46.00	-21.05	QP

Vertical

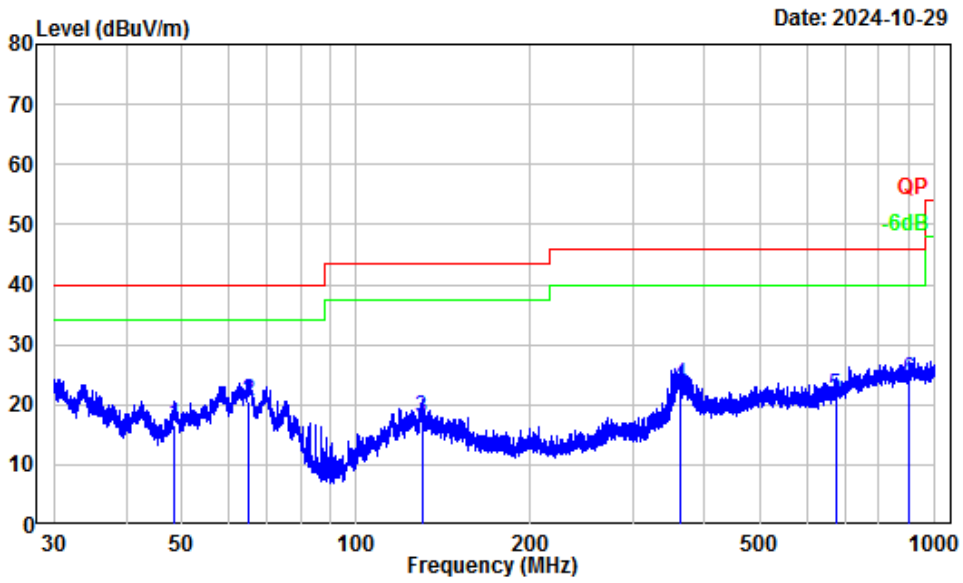

Site : Chamber A
Condition : 3m Vertical
Project Number: 2401Y48404E-RF
Test Mode : 5G WIFI Transmitting
Tester : Anson Su

	Freq	Factor	Read Level	Level	Limit Line	Over Limit	Remark
	MHz	dB/m	dBuV	dBuV/m	dBuV/m	dB	
1	48.57	-17.56	34.15	16.59	40.00	-23.41	QP
2	65.11	-17.98	38.58	20.60	40.00	-19.40	QP
3	129.75	-11.21	28.89	17.68	43.50	-25.82	QP
4	362.19	-9.79	33.12	23.33	46.00	-22.67	QP
5	673.43	-3.83	25.37	21.54	46.00	-24.46	QP
6	899.75	-1.31	25.31	24.00	46.00	-22.00	QP

Above 1GHz:

5150-5250 MHz:

Frequency (MHz)	Receiver		Polar (H/V)	Factor (dB/m)	Corrected Amplitude (dBµV/m)	Limit (dBµV/m)	Margin (dB)
	Reading (dBµV)	PK/AV					
802.11a (ANT 0)							
5180MHz							
10360.00	46.64	PK	H	13.07	59.71	68.2	-8.49
10360.00	46.98	PK	V	13.07	60.05	68.2	-8.15
5200MHz							
10400.00	46.32	PK	H	13.12	59.44	68.2	-8.76
10400.00	46.69	PK	V	13.12	59.81	68.2	-8.39
5240MHz							
10480.00	46.01	PK	H	13.07	59.08	68.2	-9.12
10480.00	46.45	PK	V	13.07	59.52	68.2	-8.68
802.11a (ANT 1)							
5180MHz							
10360.00	46.06	PK	H	13.07	59.13	68.2	-9.07
10360.00	46.29	PK	V	13.07	59.36	68.2	-8.84
5200MHz							
10400.00	45.78	PK	H	13.12	58.90	68.2	-9.30
10400.00	46.02	PK	V	13.12	59.14	68.2	-9.06
5240MHz							
10480.00	45.54	PK	H	13.07	58.61	68.2	-9.59
10480.00	45.75	PK	V	13.07	58.82	68.2	-9.38
802.11ac20							
5180MHz							
10360.00	47.25	PK	H	13.07	60.32	68.2	-7.88
10360.00	48.12	PK	V	13.07	61.19	68.2	-7.01
5200MHz							
10400.00	46.84	PK	H	13.12	59.96	68.2	-8.24
10400.00	47.50	PK	V	13.12	60.62	68.2	-7.58
5240MHz							
10480.00	46.39	PK	H	13.07	59.46	68.2	-8.74
10480.00	47.08	PK	V	13.07	60.15	68.2	-8.05

Frequency (MHz)	Receiver		Polar (H/V)	Factor (dB/m)	Corrected Amplitude (dBµV/m)	Limit (dBµV/m)	Margin (dB)
	Reading (dBµV)	PK/AV					
802.11ac40							
5190MHz							
10380.00	46.19	PK	H	13.09	59.28	68.2	-8.92
10380.00	46.68	PK	V	13.09	59.77	68.2	-8.43
5230MHz							
10460.00	45.51	PK	H	13.09	58.60	68.2	-9.60
10460.00	45.96	PK	V	13.09	59.05	68.2	-9.15
802.11ac80							
5210MHz							
10420.00	45.21	PK	H	13.12	58.33	68.2	-9.87
10420.00	45.52	PK	V	13.12	58.64	68.2	-9.56
802.11AX20							
5180MHz							
10360.00	47.05	PK	H	13.07	60.12	68.2	-8.08
10360.00	47.70	PK	V	13.07	60.77	68.2	-7.43
5200MHz							
10400.00	46.69	PK	H	13.12	59.81	68.2	-8.39
10400.00	47.36	PK	V	13.12	60.48	68.2	-7.72
5240MHz							
10480.00	46.24	PK	H	13.07	59.31	68.2	-8.89
10480.00	46.87	PK	V	13.07	59.94	68.2	-8.26
802.11AX40							
5190MHz							
10380.00	46.08	PK	H	13.09	59.17	68.2	-9.03
10380.00	46.56	PK	V	13.09	59.65	68.2	-8.55
5230MHz							
10460.00	45.47	PK	H	13.09	58.56	68.2	-9.64
10460.00	45.84	PK	V	13.09	58.93	68.2	-9.27
802.11AX80							
5210MHz							
10420.00	45.03	PK	H	13.12	58.15	68.2	-10.05
10420.00	45.37	PK	V	13.12	58.49	68.2	-9.71

5250-5350MHz:

Frequency (MHz)	Receiver		Polar (H/V)	Factor (dB/m)	Corrected Amplitude (dBµV/m)	Limit (dBµV/m)	Margin (dB)
	Reading (dBµV)	PK/AV					
802.11a (ANT 0)							
5260MHz							
10520.00	45.75	PK	H	13.05	58.80	68.2	-9.40
10520.00	46.49	PK	V	13.05	59.54	68.2	-8.66
5280MHz							
10560.00	46.24	PK	H	13.02	59.26	68.2	-8.94
10560.00	46.93	PK	V	13.02	59.95	68.2	-8.25
5320MHz							
10640.00	46.56	PK	H	13.19	59.75	74	-14.25
10640.00	33.08	AV	H	13.19	46.27	54	-7.73
10640.00	47.27	PK	V	13.19	60.46	74	-13.54
10640.00	33.55	AV	V	13.19	46.74	54	-7.26
802.11a (ANT 1)							
5260MHz							
10520.00	45.47	PK	H	13.05	58.52	68.2	-9.68
10520.00	45.94	PK	V	13.05	58.99	68.2	-9.21
5280MHz							
10560.00	45.86	PK	H	13.02	58.88	68.2	-9.32
10560.00	46.35	PK	V	13.02	59.37	68.2	-8.83
5320MHz							
10640.00	46.32	PK	H	13.19	59.51	74	-14.49
10640.00	32.21	AV	H	13.19	45.40	54	-8.60
10640.00	46.85	PK	V	13.19	60.04	74	-13.96
10640.00	32.54	AV	V	13.19	45.73	54	-8.27
802.11ac20							
5260MHz							
10520.00	46.06	PK	H	13.05	59.11	68.2	-9.09
10520.00	46.52	PK	V	13.05	59.57	68.2	-8.63
5280MHz							
10560.00	46.45	PK	H	13.02	59.47	68.2	-8.73
10560.00	46.87	PK	V	13.02	59.89	68.2	-8.31
5320MHz							
10640.00	47.01	PK	H	13.19	60.20	74	-13.80
10640.00	33.80	AV	H	13.19	46.99	54	-7.01
10640.00	47.63	PK	V	13.19	60.82	74	-13.18
10640.00	34.24	AV	V	13.19	47.43	54	-6.57

Frequency (MHz)	Receiver		Polar (H/V)	Factor (dB/m)	Corrected Amplitude (dBµV/m)	Limit (dBµV/m)	Margin (dB)
	Reading (dBµV)	PK/AV					
802.11ac40							
5270MHz							
10540.00	46.07	PK	H	13.03	59.10	68.2	-9.10
10540.00	46.40	PK	V	13.03	59.43	68.2	-8.77
5310MHz							
10620.00	46.65	PK	H	13.09	59.74	74	-14.26
10620.00	32.99	AV	H	13.09	46.08	54	-7.92
10620.00	47.03	PK	V	13.09	60.12	74	-13.88
10620.00	33.48	AV	V	13.09	46.57	54	-7.43
802.11ac80							
5290MHz							
10580.00	46.25	PK	H	13.00	59.25	68.2	-8.95
10580.00	46.62	PK	V	13.00	59.62	68.2	-8.58
802.11AX20							
5260MHz							
10520.00	46.05	PK	H	13.05	59.10	68.2	-9.10
10520.00	46.50	PK	V	13.05	59.55	68.2	-8.65
5280MHz							
10560.00	46.48	PK	H	13.02	59.50	68.2	-8.70
10560.00	46.91	PK	V	13.02	59.93	68.2	-8.27
5320MHz							
10640.00	46.89	PK	H	13.19	60.08	74	-13.92
10640.00	33.95	AV	H	13.19	47.14	54	-6.86
10640.00	47.44	PK	V	13.19	60.63	74	-13.37
10640.00	34.32	AV	V	13.19	47.51	54	-6.49
802.11AX40							
5270MHz							
10540.00	45.91	PK	H	13.03	58.94	68.2	-9.26
10540.00	46.38	PK	V	13.03	59.41	68.2	-8.79
5310MHz							
10620.00	46.54	PK	H	13.09	59.63	74	-14.37
10620.00	33.17	AV	H	13.09	46.26	54	-7.74
10620.00	46.93	PK	V	13.09	60.02	74	-13.98
10620.00	33.62	AV	V	13.09	46.71	54	-7.29
802.11AX80							
5290MHz							
10580.00	46.04	PK	H	13.00	59.04	68.2	-9.16
10580.00	46.47	PK	V	13.00	59.47	68.2	-8.73

5470-5725MHz:

Frequency (MHz)	Receiver		Polar (H/V)	Factor (dB/m)	Corrected Amplitude (dBµV/m)	Limit (dBµV/m)	Margin (dB)
	Reading (dBµV)	PK/AV					
802.11a (ANT 0)							
5500MHz							
11000.00	45.20	PK	H	13.98	59.18	74	-14.82
11000.00	31.71	AV	H	13.98	45.69	54	-8.31
11000.00	45.67	PK	V	13.98	59.65	74	-14.35
11000.00	32.16	AV	V	13.98	46.14	54	-7.86
5580MHz							
11160.00	46.32	PK	H	13.62	59.94	74	-14.06
11160.00	32.84	AV	H	13.62	46.46	54	-7.54
11160.00	46.79	PK	V	13.62	60.41	74	-13.59
11160.00	33.27	AV	V	13.62	46.89	54	-7.11
5700MHz							
11400.00	47.36	PK	H	14.08	61.44	74	-12.56
11400.00	34.05	AV	H	14.08	48.13	54	-5.87
11400.00	48.09	PK	V	14.08	62.17	74	-11.83
11400.00	34.52	AV	V	14.08	48.60	54	-5.40
5720MHz							
11440.00	45.85	PK	H	14.08	59.93	74	-14.07
11440.00	32.29	AV	H	14.08	46.37	54	-7.63
11440.00	46.50	PK	V	14.08	60.58	74	-13.42
11440.00	32.74	AV	V	14.08	46.82	54	-7.18

Frequency (MHz)	Receiver		Polar (H/V)	Factor (dB/m)	Corrected Amplitude (dBµV/m)	Limit (dBµV/m)	Margin (dB)
	Reading (dBµV)	PK/AV					
802.11a (ANT 1)							
5500MHz							
11000.00	45.31	PK	H	13.98	59.29	74	-14.71
11000.00	30.62	AV	H	13.98	44.60	54	-9.40
11000.00	45.54	PK	V	13.98	59.52	74	-14.48
11000.00	30.78	AV	V	13.98	44.76	54	-9.24
5580MHz							
11160.00	45.63	PK	H	13.62	59.25	74	-14.75
11160.00	31.25	AV	H	13.62	44.87	54	-9.13
11160.00	45.89	PK	V	13.62	59.51	74	-14.49
11160.00	31.44	AV	V	13.62	45.06	54	-8.94
5700MHz							
11400.00	46.04	PK	H	14.08	60.12	74	-13.88
11400.00	31.99	AV	H	14.08	46.07	54	-7.93
11400.00	46.27	PK	V	14.08	60.35	74	-13.65
11400.00	32.16	AV	V	14.08	46.24	54	-7.76
5720MHz							
11440.00	45.47	PK	H	14.08	59.55	74	-14.45
11440.00	31.39	AV	H	14.08	45.47	54	-8.53
11440.00	45.68	PK	V	14.08	59.76	74	-14.24
11440.00	31.52	AV	V	14.08	45.60	54	-8.40

Frequency (MHz)	Receiver		Polar (H/V)	Factor (dB/m)	Corrected Amplitude (dBμV/m)	Limit (dBμV/m)	Margin (dB)
	Reading (dBμV)	PK/AV					
802.11ac20							
5500MHz							
11000.00	45.21	PK	H	13.98	59.19	74	-14.81
11000.00	31.14	AV	H	13.98	45.12	54	-8.88
11000.00	45.52	PK	V	13.98	59.50	74	-14.50
11000.00	31.39	AV	V	13.98	45.37	54	-8.63
5580MHz							
11160.00	45.87	PK	H	13.62	59.49	74	-14.51
11160.00	32.06	AV	H	13.62	45.68	54	-8.32
11160.00	46.30	PK	V	13.62	59.92	74	-14.08
11160.00	32.48	AV	V	13.62	46.10	54	-7.90
5700MHz							
11400.00	46.38	PK	H	14.08	60.46	74	-13.54
11400.00	33.13	AV	H	14.08	47.21	54	-6.79
11400.00	47.05	PK	V	14.08	61.13	74	-12.87
11400.00	33.57	AV	V	14.08	47.65	54	-6.35
5720MHz							
11440.00	46.17	PK	H	14.08	60.25	74	-13.75
11440.00	32.51	AV	H	14.08	46.59	54	-7.41
11440.00	46.72	PK	V	14.08	60.80	74	-13.20
11440.00	32.99	AV	V	14.08	47.07	54	-6.93

Frequency (MHz)	Receiver		Polar (H/V)	Factor (dB/m)	Corrected Amplitude (dBµV/m)	Limit (dBµV/m)	Margin (dB)
	Reading (dBµV)	PK/AV					
802.11ac40							
5510MHz							
11020.00	44.88	PK	H	13.89	58.77	74	-15.23
11020.00	31.19	AV	H	13.89	45.08	54	-8.92
11020.00	45.31	PK	V	13.89	59.20	74	-14.80
11020.00	31.56	AV	V	13.89	45.45	54	-8.55
5550MHz							
11100.00	45.45	PK	H	13.53	58.98	74	-15.02
11100.00	31.68	AV	H	13.53	45.21	54	-8.79
11100.00	45.92	PK	V	13.53	59.45	74	-14.55
11100.00	32.14	AV	V	13.53	45.67	54	-8.33
5670MHz							
11340.00	45.97	PK	H	13.99	59.96	74	-14.04
11340.00	32.21	AV	H	13.99	46.20	54	-7.80
11340.00	46.44	PK	V	13.99	60.43	74	-13.57
11340.00	32.65	AV	V	13.99	46.64	54	-7.36
5710MHz							
11420.00	45.85	PK	H	14.08	59.93	74	-14.07
11420.00	32.62	AV	H	14.08	46.70	54	-7.30
11420.00	46.54	PK	V	14.08	60.62	74	-13.38
11420.00	33.17	AV	V	14.08	47.25	54	-6.75

Frequency (MHz)	Receiver		Polar (H/V)	Factor (dB/m)	Corrected Amplitude (dBμV/m)	Limit (dBμV/m)	Margin (dB)
	Reading (dBμV)	PK/AV					
802.11ac80							
5530MHz							
11060.00	44.93	PK	H	13.71	58.64	74	-15.36
11060.00	31.32	AV	H	13.71	45.03	54	-8.97
11060.00	45.26	PK	V	13.71	58.97	74	-15.03
11060.00	31.54	AV	V	13.71	45.25	54	-8.75
5610MHz							
11220.00	45.35	PK	H	13.73	59.08	74	-14.92
11220.00	31.68	AV	H	13.73	45.41	54	-8.59
11220.00	45.71	PK	V	13.73	59.44	74	-14.56
11220.00	31.89	AV	V	13.73	45.62	54	-8.38
5690MHz							
11380.00	45.96	PK	H	13.99	59.95	74	-14.05
11380.00	32.34	AV	H	13.99	46.33	54	-7.67
11380.00	46.45	PK	V	13.99	60.44	74	-13.56
11380.00	32.79	AV	V	13.99	46.78	54	-7.22

Frequency (MHz)	Receiver		Polar (H/V)	Factor (dB/m)	Corrected Amplitude (dBµV/m)	Limit (dBµV/m)	Margin (dB)
	Reading (dBµV)	PK/AV					
802.11AX20							
5500MHz							
11000.00	45.21	PK	H	13.98	59.19	74	-14.81
11000.00	31.10	AV	H	13.98	45.08	54	-8.92
11000.00	45.63	PK	V	13.98	59.61	74	-14.39
11000.00	31.42	AV	V	13.98	45.40	54	-8.60
5580MHz							
11160.00	45.86	PK	H	13.62	59.48	74	-14.52
11160.00	32.19	AV	H	13.62	45.81	54	-8.19
11160.00	46.28	PK	V	13.62	59.90	74	-14.10
11160.00	32.54	AV	V	13.62	46.16	54	-7.84
5700MHz							
11400.00	46.35	PK	H	14.08	60.43	74	-13.57
11400.00	33.24	AV	H	14.08	47.32	54	-6.68
11400.00	46.89	PK	V	14.08	60.97	74	-13.03
11400.00	33.61	AV	V	14.08	47.69	54	-6.31
5720MHz							
11440.00	46.01	PK	H	14.08	60.09	74	-13.91
11440.00	32.42	AV	H	14.08	46.50	54	-7.50
11440.00	46.50	PK	V	14.08	60.58	74	-13.42
11440.00	32.88	AV	V	14.08	46.96	54	-7.04

Frequency (MHz)	Receiver		Polar (H/V)	Factor (dB/m)	Corrected Amplitude (dBµV/m)	Limit (dBµV/m)	Margin (dB)
	Reading (dBµV)	PK/AV					
802.11AX40							
5510MHz							
11020.00	44.68	PK	H	13.89	58.57	74	-15.43
11020.00	31.26	AV	H	13.89	45.15	54	-8.85
11020.00	45.19	PK	V	13.89	59.08	74	-14.92
11020.00	31.74	AV	V	13.89	45.63	54	-8.37
5550MHz							
11100.00	45.12	PK	H	13.53	58.65	74	-15.35
11100.00	31.77	AV	H	13.53	45.30	54	-8.70
11100.00	45.69	PK	V	13.53	59.22	74	-14.78
11100.00	32.25	AV	V	13.53	45.78	54	-8.22
5670MHz							
11340.00	45.59	PK	H	13.99	59.58	74	-14.42
11340.00	32.32	AV	H	13.99	46.31	54	-7.69
11340.00	46.15	PK	V	13.99	60.14	74	-13.86
11340.00	32.78	AV	V	13.99	46.77	54	-7.23
5710MHz							
11420.00	45.72	PK	H	14.08	59.80	74	-14.20
11420.00	32.83	AV	H	14.08	46.91	54	-7.09
11420.00	46.36	PK	V	14.08	60.44	74	-13.56
11420.00	33.29	AV	V	14.08	47.37	54	-6.63

Frequency (MHz)	Receiver		Polar (H/V)	Factor (dB/m)	Corrected Amplitude (dBμV/m)	Limit (dBμV/m)	Margin (dB)
	Reading (dBμV)	PK/AV					
802.11AX80							
5530MHz							
11060.00	45.04	PK	H	13.71	58.75	74	-15.25
11060.00	31.41	AV	H	13.71	45.12	54	-8.88
11060.00	45.38	PK	V	13.71	59.09	74	-14.91
11060.00	31.65	AV	V	13.71	45.36	54	-8.64
5610MHz							
11220.00	45.58	PK	H	13.73	59.31	74	-14.69
11220.00	31.95	AV	H	13.73	45.68	54	-8.32
11220.00	45.84	PK	V	13.73	59.57	74	-14.43
11220.00	32.17	AV	V	13.73	45.90	54	-8.10
5690MHz							
11380.00	45.87	PK	H	13.99	59.86	74	-14.14
11380.00	32.28	AV	H	13.99	46.27	54	-7.73
11380.00	46.36	PK	V	13.99	60.35	74	-13.65
11380.00	32.72	AV	V	13.99	46.71	54	-7.29

5725-5850 MHz:

Frequency (MHz)	Receiver		Polar (H/V)	Factor (dB/m)	Corrected Amplitude (dBµV/m)	Limit (dBµV/m)	Margin (dB)
	Reading (dBµV)	PK/AV					
802.11a (ANT 0)							
5745MHz							
11490.00	45.27	PK	H	14.31	59.58	74	-14.42
11490.00	32.05	AV	H	14.31	46.36	54	-7.64
11490.00	45.79	PK	V	14.31	60.10	74	-13.90
11490.00	32.46	AV	V	14.31	46.77	54	-7.23
5785MHz							
11570.00	46.68	PK	H	14.05	60.73	74	-13.27
11570.00	33.87	AV	H	14.05	47.92	54	-6.08
11570.00	47.24	PK	V	14.05	61.29	74	-12.71
11570.00	34.31	AV	V	14.05	48.36	54	-5.64
5825MHz							
11650.00	48.02	PK	H	13.83	61.85	74	-12.15
11650.00	35.64	AV	H	13.83	49.47	54	-4.53
11650.00	48.98	PK	V	13.83	62.81	74	-11.19
11650.00	36.20	AV	V	13.83	50.03	54	-3.97
802.11a (ANT 1)							
5745MHz							
11490.00	44.71	PK	H	14.31	59.02	74	-14.98
11490.00	30.52	AV	H	14.31	44.83	54	-9.17
11490.00	45.07	PK	V	14.31	59.38	74	-14.62
11490.00	30.89	AV	V	14.31	45.20	54	-8.80
5785MHz							
11570.00	45.24	PK	H	14.05	59.29	74	-14.71
11570.00	31.15	AV	H	14.05	45.20	54	-8.80
11570.00	45.62	PK	V	14.05	59.67	74	-14.33
11570.00	31.43	AV	V	14.05	45.48	54	-8.52
5825MHz							
11650.00	45.85	PK	H	13.83	59.68	74	-14.32
11650.00	31.76	AV	H	13.83	45.59	54	-8.41
11650.00	46.18	PK	V	13.83	60.01	74	-13.99
11650.00	31.94	AV	V	13.83	45.77	54	-8.23

Frequency (MHz)	Receiver		Polar (H/V)	Factor (dB/m)	Corrected Amplitude (dBµV/m)	Limit (dBµV/m)	Margin (dB)
	Reading (dBµV)	PK/AV					
802.11ac20							
5745MHz							
11490.00	45.72	PK	H	14.31	60.03	74	-13.97
11490.00	33.06	AV	H	14.31	47.37	54	-6.63
11490.00	46.23	PK	V	14.31	60.54	74	-13.46
11490.00	33.45	AV	V	14.31	47.76	54	-6.24
5785MHz							
11570.00	46.96	PK	H	14.05	61.01	74	-12.99
11570.00	34.30	AV	H	14.05	48.35	54	-5.65
11570.00	47.65	PK	V	14.05	61.70	74	-12.30
11570.00	34.78	AV	V	14.05	48.83	54	-5.17
5825MHz							
11650.00	48.23	PK	H	13.83	62.06	74	-11.94
11650.00	35.57	AV	H	13.83	49.40	54	-4.60
11650.00	49.08	PK	V	13.83	62.91	74	-11.09
11650.00	36.15	AV	V	13.83	49.98	54	-4.02
802.11ac40							
5755MHz							
11510.00	45.18	PK	H	14.29	59.47	74	-14.53
11510.00	31.05	AV	H	14.29	45.34	54	-8.66
11510.00	45.72	PK	V	14.29	60.01	74	-13.99
11510.00	31.49	AV	V	14.29	45.78	54	-8.22
5795MHz							
11590.00	46.19	PK	H	13.97	60.16	74	-13.84
11590.00	32.97	AV	H	13.97	46.94	54	-7.06
11590.00	46.82	PK	V	13.97	60.79	74	-13.21
11590.00	33.36	AV	V	13.97	47.33	54	-6.67
802.11AC80							
5755MHz							
11550.00	45.93	PK	H	14.13	60.06	74	-13.94
11550.00	32.15	AV	H	14.13	46.28	54	-7.72
11550.00	46.24	PK	V	14.13	60.37	74	-13.63
11550.00	32.37	AV	V	14.13	46.50	54	-7.50

Frequency (MHz)	Receiver		Polar (H/V)	Factor (dB/m)	Corrected Amplitude (dBμV/m)	Limit (dBμV/m)	Margin (dB)
	Reading (dBμV)	PK/AV					
802.11AX20							
5745MHz							
11490.00	45.28	PK	H	14.31	59.59	74	-14.41
11490.00	32.89	AV	H	14.31	47.20	54	-6.80
11490.00	46.10	PK	V	14.31	60.41	74	-13.59
11490.00	33.36	AV	V	14.31	47.67	54	-6.33
5785MHz							
11570.00	46.72	PK	H	14.05	60.77	74	-13.23
11570.00	34.35	AV	H	14.05	48.40	54	-5.60
11570.00	47.41	PK	V	14.05	61.46	74	-12.54
11570.00	34.83	AV	V	14.05	48.88	54	-5.12
5825MHz							
11650.00	47.94	PK	H	13.83	61.77	74	-12.23
11650.00	35.62	AV	H	13.83	49.45	54	-4.55
11650.00	48.79	PK	V	13.83	62.62	74	-11.38
11650.00	36.17	AV	V	13.83	50.00	54	-4.00
802.11AX40							
5755MHz							
11510.00	45.25	PK	H	14.29	59.54	74	-14.46
11510.00	31.12	AV	H	14.29	45.41	54	-8.59
11510.00	45.83	PK	V	14.29	60.12	74	-13.88
11510.00	31.54	AV	V	14.29	45.83	54	-8.17
5795MHz							
11590.00	46.11	PK	H	13.97	60.08	74	-13.92
11590.00	33.00	AV	H	13.97	46.97	54	-7.03
11590.00	46.87	PK	V	13.97	60.84	74	-13.16
11590.00	33.42	AV	V	13.97	47.39	54	-6.61
802.11AX80							
5755MHz							
11550.00	46.12	PK	H	14.13	60.25	74	-13.75
11550.00	32.04	AV	H	14.13	46.17	54	-7.83
11550.00	46.43	PK	V	14.13	60.56	74	-13.44
11550.00	32.21	AV	V	14.13	46.34	54	-7.66

Note:
Factor = Antenna factor (RX) + Cable Loss – Amplifier Factor
Corrected Amplitude = Factor + Reading
Margin = Corrected. Amplitude - Limit
The other spurious emission which is in the noise floor level was not recorded.

Test plots for Band Edge Measurements (Radiated)

5150-5250MHz:

802.11a_ ANT 0			
Test Channel:	**5180MHz**	**Ant. Polar. :**	**Horizontal_Peak**

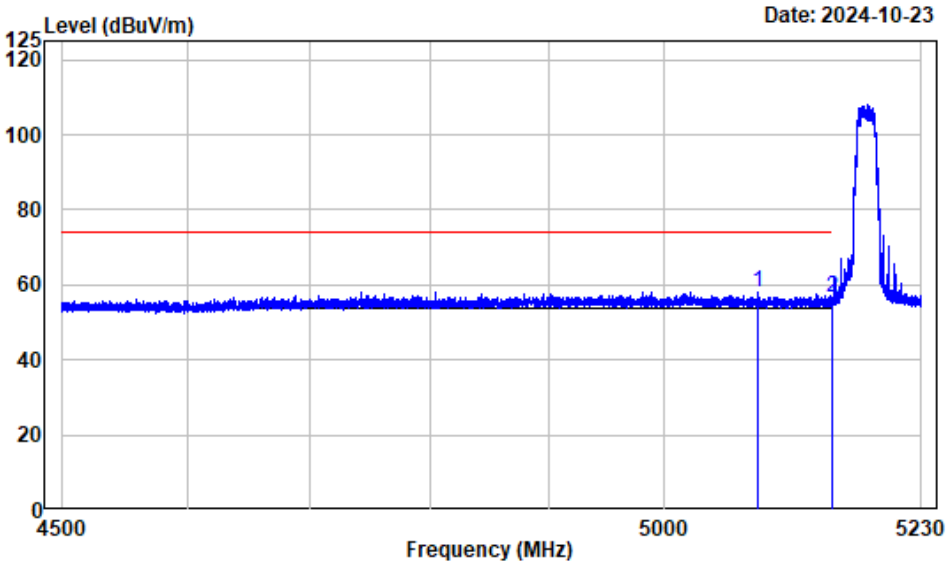

Condition : Horizontal
Project No.: 2401Y48404E-RF
Tester : Zenos Qiao
Note : 5GWiFi-ANT0-Band1-A-5180

	Freq	Factor	Read Level	Level	Limit Line	Over Limit	Remark
	MHz	dB/m	dBuV	dBuV/m	dBuV/m	dB	
1	5083.434	2.80	55.35	58.15	74.00	-15.85	Peak
2	5150.000	2.71	54.00	56.71	74.00	-17.29	Peak

802.11a_ ANT 0			
Test Channel:	**5180MHz**	**Ant. Polar. :**	**Horizontal_Average**

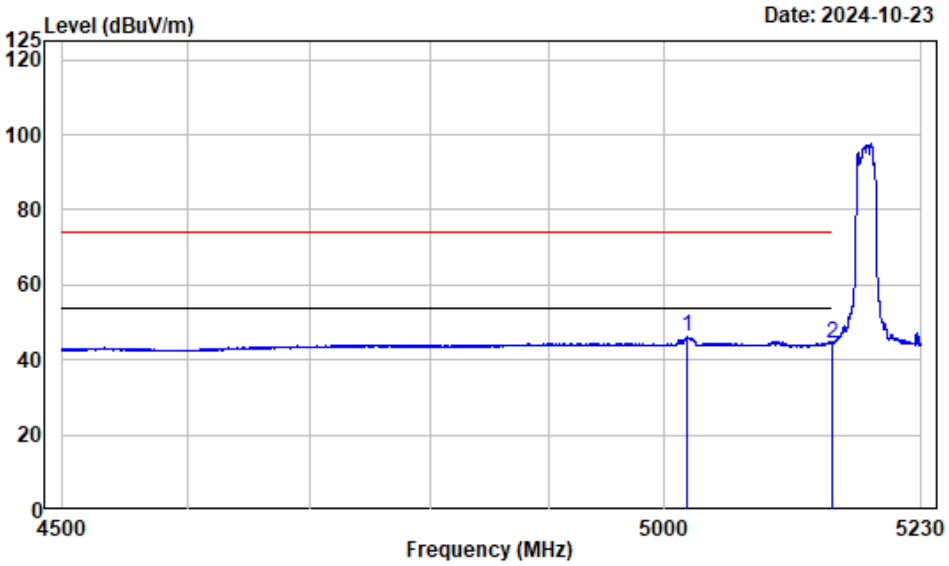

Condition : Horizontal
Project No.: 2401Y48404E-RF
Tester : Zenos Qiao
Note : 5GWiFi-ANT0-Band1-A-5180

	Freq	Factor	Read Level	Level	Limit Line	Over Limit	Remark
	MHz	dB/m	dBuV	dBuV/m	dBuV/m	dB	
1	5020.646	2.96	43.14	46.10	54.00	-7.90	Average
2	5150.000	2.71	41.60	44.31	54.00	-9.69	Average

802.11a_ ANT 0			
Test Channel:	**5180MHz**	**Ant. Polar. :**	**Vertical_Peak**

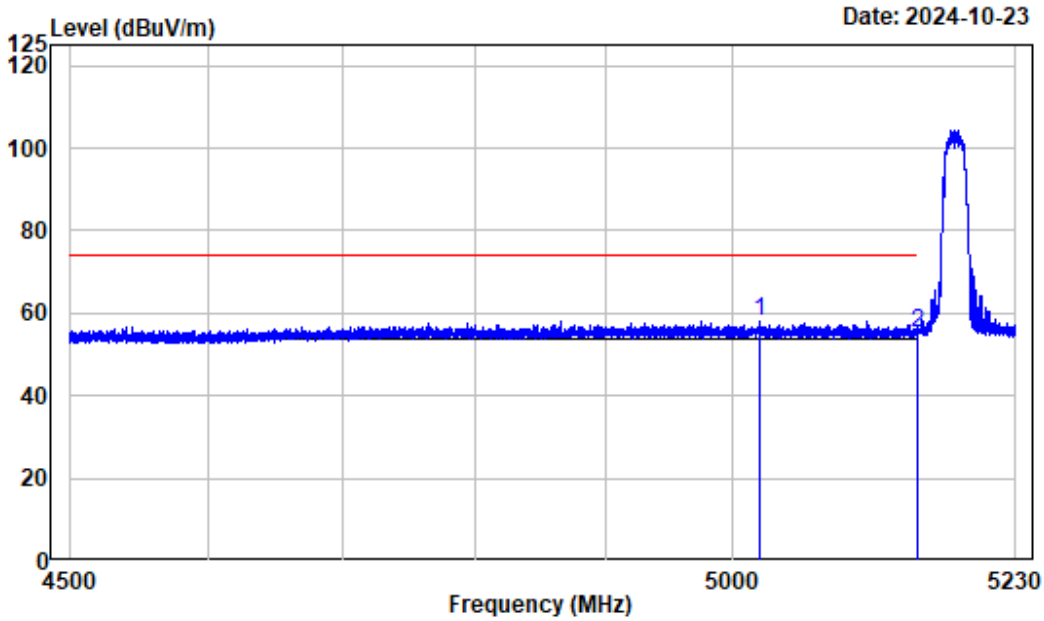

Condition : Vertical
Project No.: 2401Y48404E-RF
Tester : Zenos Qiao
Note : 5GWiFi-ANT0-Band1-A-5180

	Freq	Factor	Read Level	Level	Limit Line	Over Limit	Remark
	MHz	dB/m	dBuV	dBuV/m	dBuV/m	dB	
1	5022.015	2.96	55.07	58.03	74.00	-15.97	Peak
2	5150.000	2.71	52.42	55.13	74.00	-18.87	Peak

802.11a_ ANT 0			
Test Channel:	**5180MHz**	**Ant. Polar. :**	**Vertical_Average**

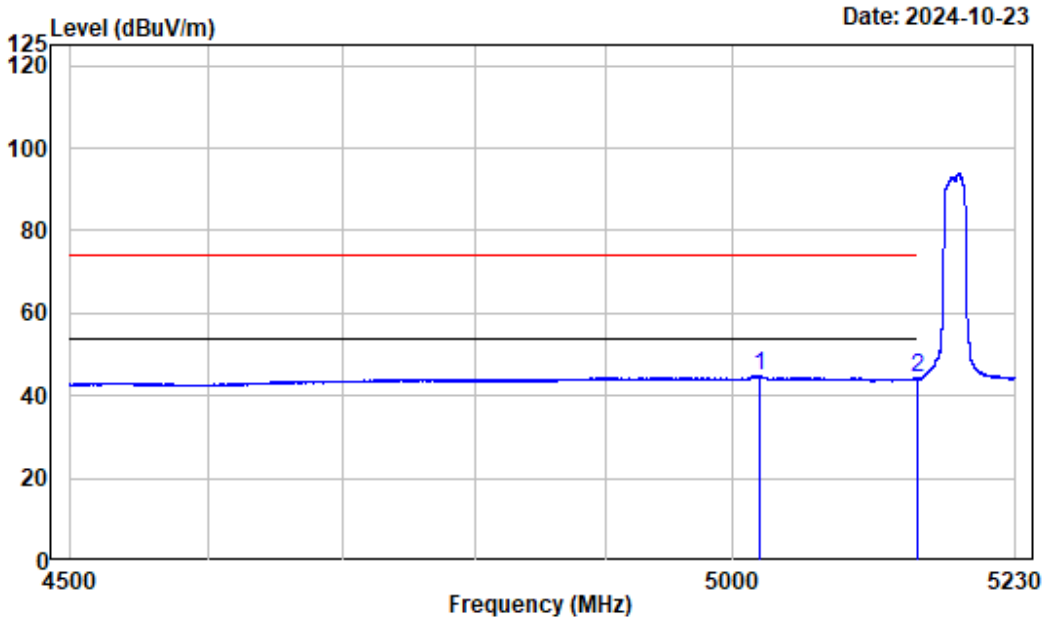

Condition : Vertical
Project No.: 2401Y48404E-RF
Tester : Zenos Qiao
Note : 5GWiFi-ANT0-Band1-A-5180

	Freq	Factor	Read Level	Level	Limit Line	Over Limit	Remark
	MHz	dB/m	dBuV	dBuV/m	dBuV/m	dB	
1	5021.468	2.96	41.83	44.79	54.00	-9.21	Average
2	5150.000	2.71	41.42	44.13	54.00	-9.87	Average

802.11a_ ANT 0			
Test Channel:	**5240MHz**	**Ant. Polar. :**	**Horizontal_Peak**

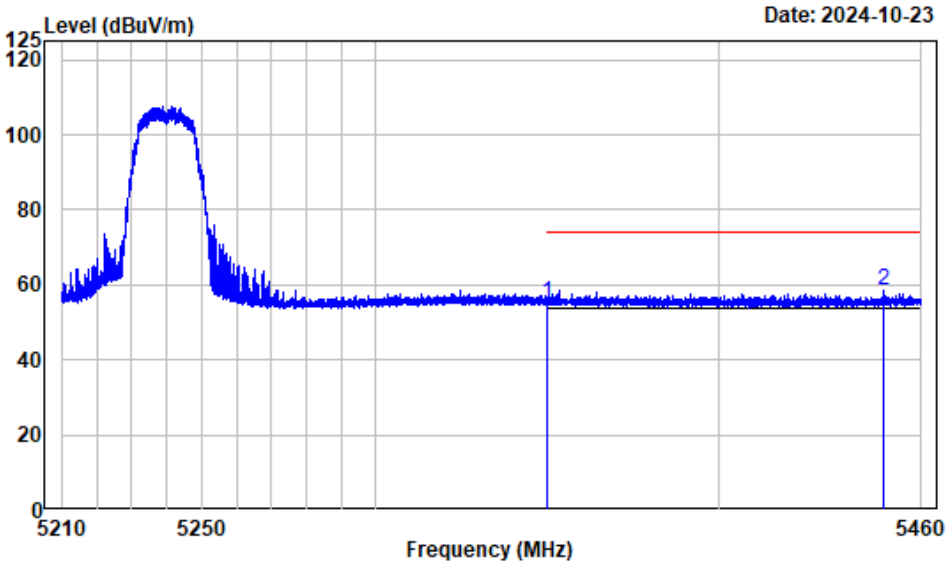

Condition : Horizontal
Project No.: 2401Y48404E-RF
Tester : Zenos Qiao
Note : 5GWiFi-ANT0-Band1-A-5240

	Freq	Factor	Read Level	Level	Limit Line	Over Limit	Remark
	MHz	dB/m	dBuV	dBuV/m	dBuV/m	dB	
1	5350.000	2.90	52.26	55.16	74.00	-18.84	Peak
2	5448.561	3.07	55.39	58.46	74.00	-15.54	Peak

802.11a_ ANT 0			
Test Channel:	**5240MHz**	**Ant. Polar. :**	**Horizontal_Average**

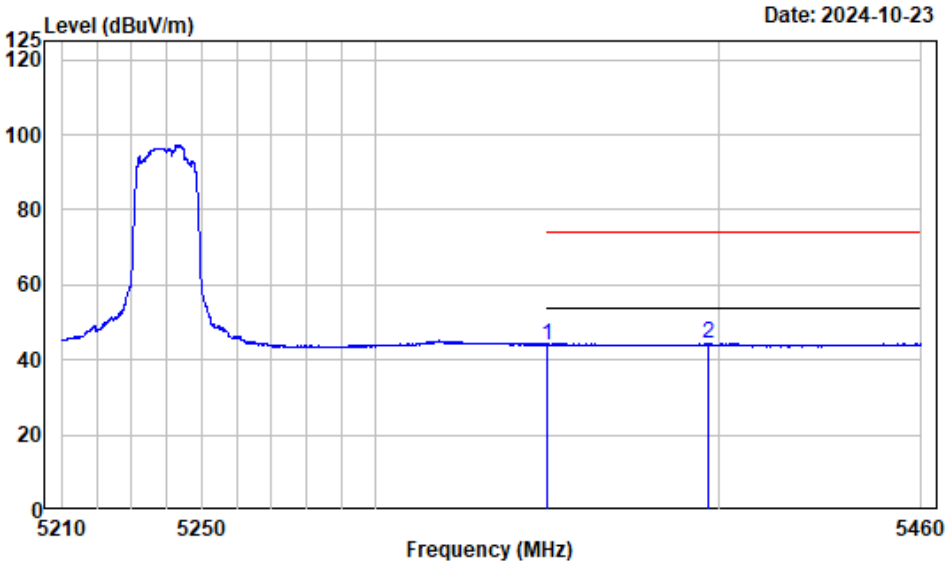

Condition : Horizontal
Project No.: 2401Y48404E-RF
Tester : Zenos Qiao
Note : 5GWiFi-ANT0-Band1-A-5240

	Freq	Factor	Read Level	Level	Limit Line	Over Limit	Remark
	MHz	dB/m	dBuV	dBuV/m	dBuV/m	dB	
1	5350.000	2.90	41.09	43.99	54.00	-10.01	Average
2	5397.211	2.97	41.32	44.29	54.00	-9.71	Average

802.11a_ ANT 0			
Test Channel:	**5240MHz**	**Ant. Polar. :**	**Vertical_Peak**

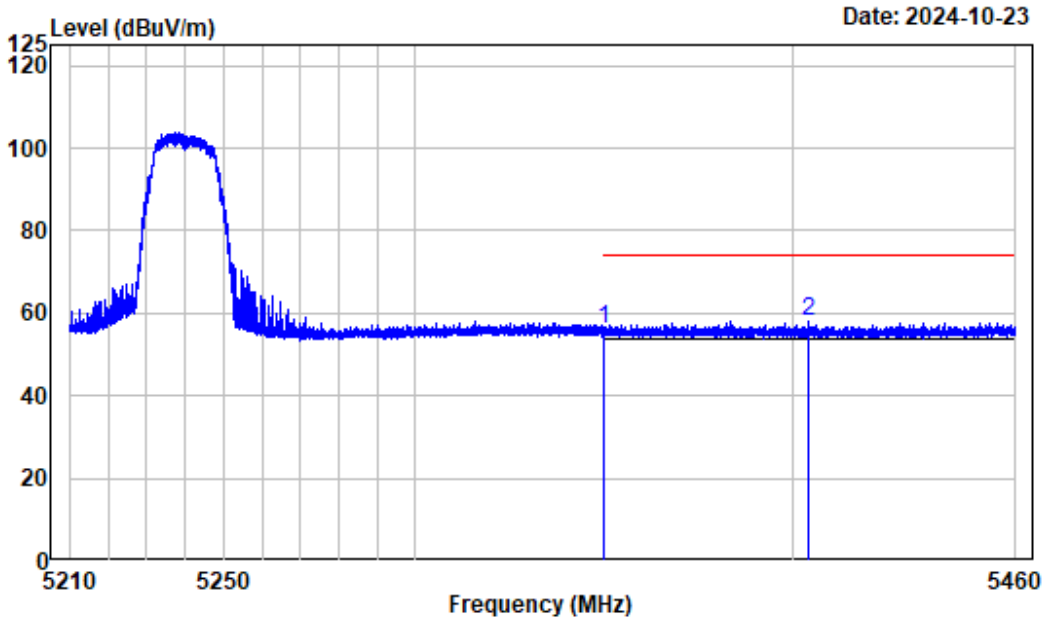

Condition : Vertical
Project No.: 2401Y48404E-RF
Tester : Zenos Qiao
Note : 5GWiFi-ANT0-Band1-A-5240

	Freq	Factor	Read Level	Level	Limit Line	Over Limit	Remark
	MHz	dB/m	dBuV	dBuV/m	dBuV/m	dB	
1	5350.000	2.90	53.04	55.94	74.00	-18.06	Peak
2	5404.431	3.00	54.97	57.97	74.00	-16.03	Peak

802.11a_ ANT 0			
Test Channel:	**5240MHz**	**Ant. Polar. :**	**Vertical_Average**

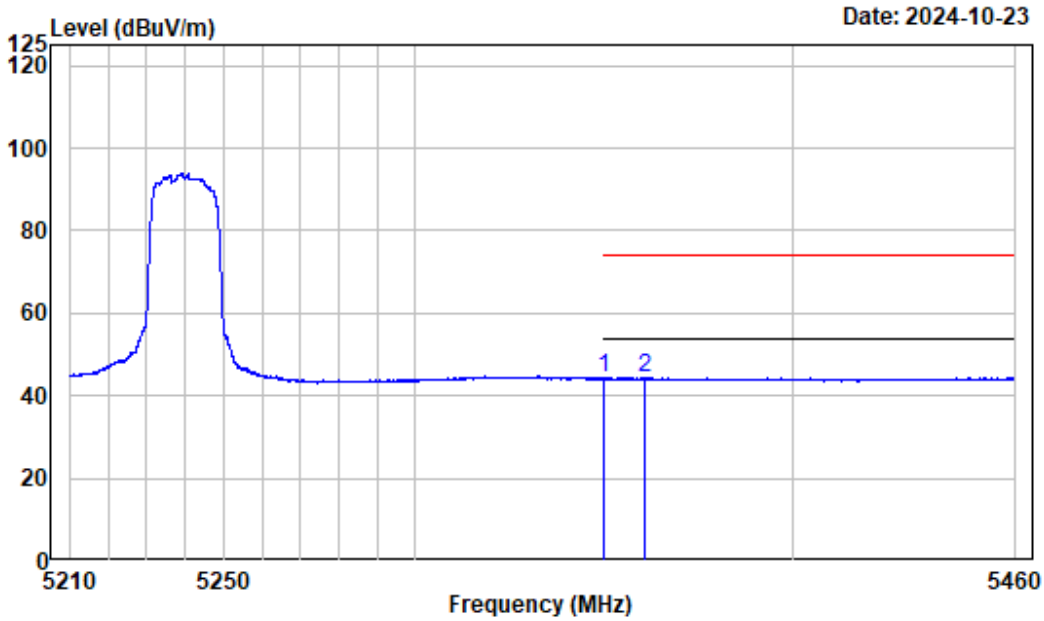

Condition : Vertical
Project No.: 2401Y48404E-RF
Tester : Zenos Qiao
Note : 5GWiFi-ANT0-Band1-A-5240

	Freq	Factor	Read Level	Level	Limit Line	Over Limit	Remark
	MHz	dB/m	dBuV	dBuV/m	dBuV/m	dB	
1	5350.000	2.90	41.26	44.16	54.00	-9.84	Average
2	5360.863	2.92	41.48	44.40	54.00	-9.60	Average

802.11a_ ANT 1			
Test Channel:	**5180MHz**	**Ant. Polar. :**	**Horizontal_Peak**

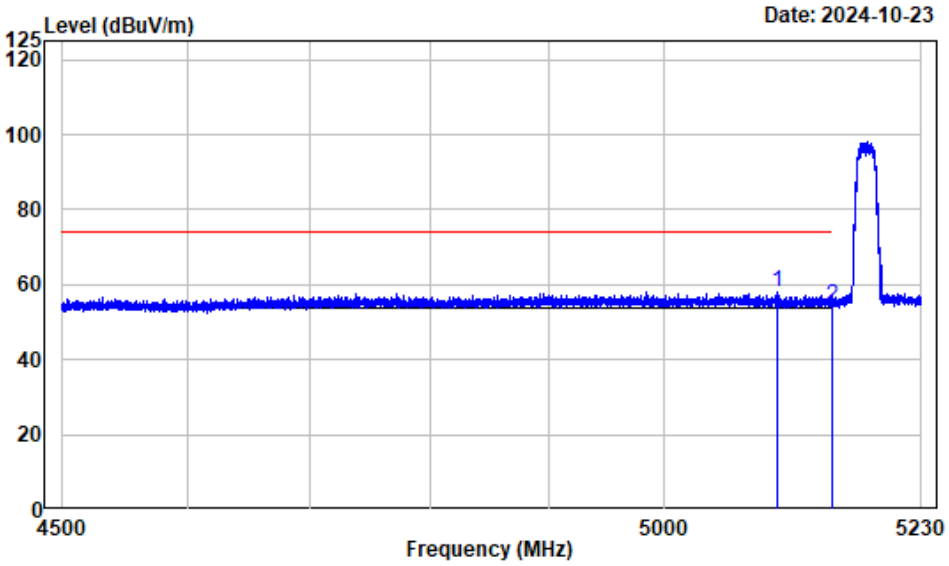

Condition : Horizontal
Project No.: 2401Y48404E-RF
Tester : Zenos Qiao
Note : 5GWiFi-ANT1-Band1-A-5180

	Freq	Factor	Read Level	Level	Limit Line	Over Limit	Remark
	MHz	dB/m	dBuV	dBuV/m	dBuV/m	dB	
1	5099.496	2.72	55.16	57.88	74.00	-16.12	Peak
2	5150.000	2.71	51.71	54.42	74.00	-19.58	Peak

802.11a_ ANT 1			
Test Channel:	**5180MHz**	**Ant. Polar. :**	**Horizontal_Average**

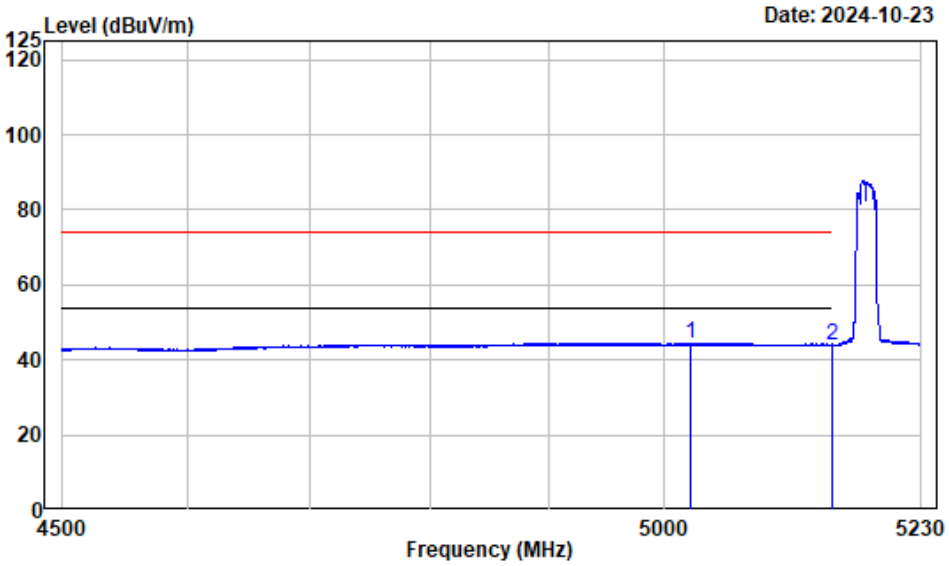

Condition : Horizontal
Project No.: 2401Y48404E-RF
Tester : Zenos Qiao
Note : 5GWiFi-ANT1-Band1-A-5180

	Freq	Factor	Read Level	Level	Limit Line	Over Limit	Remark
	MHz	dB/m	dBuV	dBuV/m	dBuV/m	dB	
1	5023.202	2.95	41.54	44.49	54.00	-9.51	Average
2	5150.000	2.71	41.21	43.92	54.00	-10.08	Average

802.11a_ ANT 1			
Test Channel:	**5180MHz**	**Ant. Polar. :**	**Vertical_Peak**

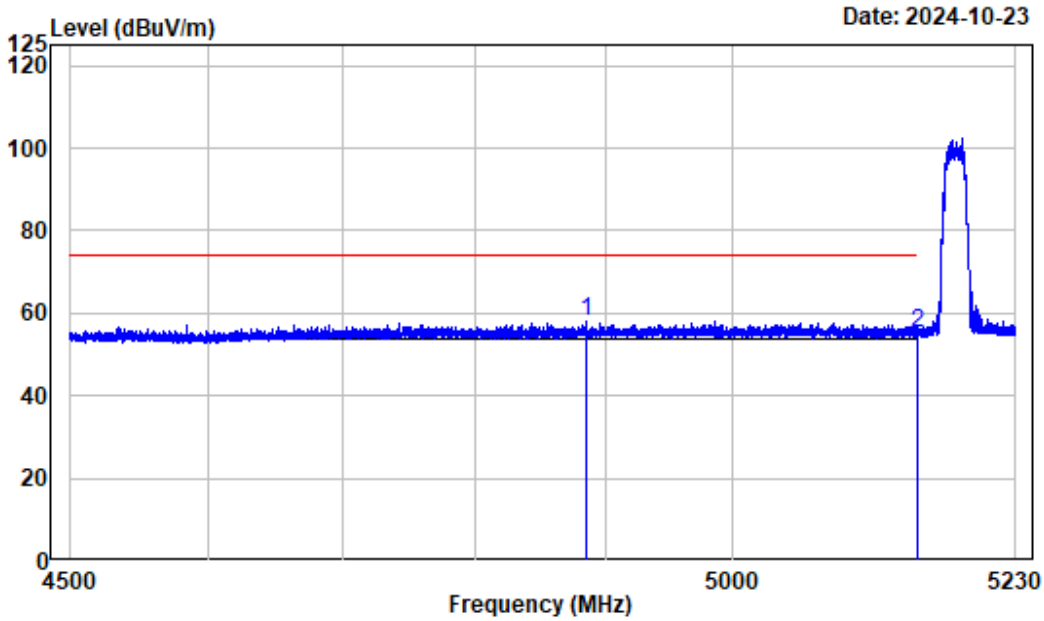

Condition : Vertical
Project No.: 2401Y48404E-RF
Tester : Zenos Qiao
Note : 5GWiFi-ANT1-Band1-A-5180

	Freq	Factor	Read Level	Level	Limit Line	Over Limit	Remark
	MHz	dB/m	dBuV	dBuV/m	dBuV/m	dB	
1	4885.214	2.60	55.33	57.93	74.00	-16.07	Peak
2	5150.000	2.71	52.43	55.14	74.00	-18.86	Peak

802.11a_ ANT 1			
Test Channel:	**5180MHz**	**Ant. Polar. :**	**Vertical_Average**

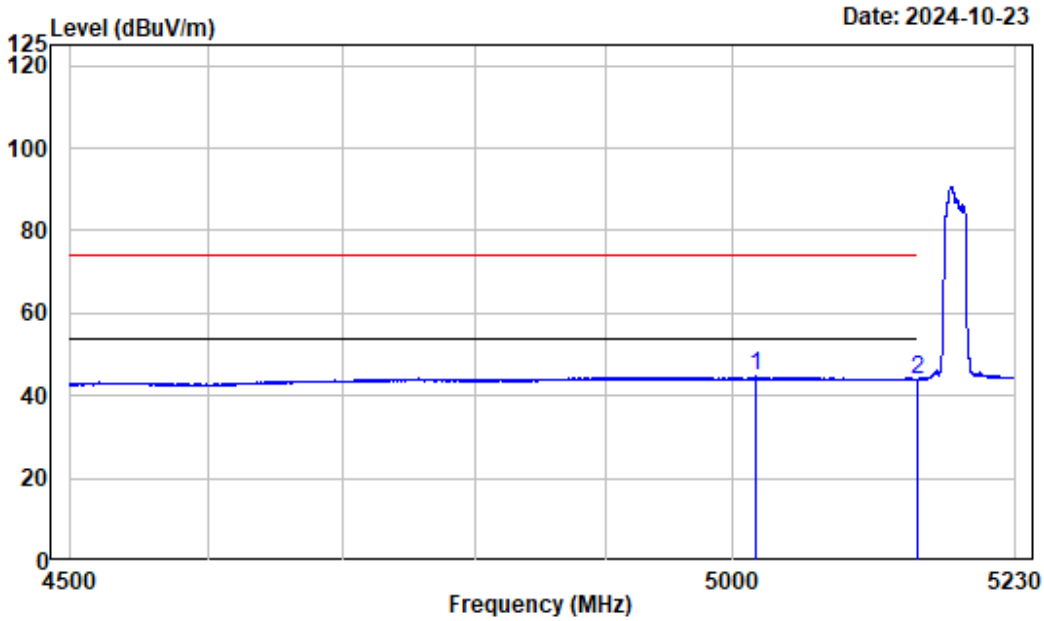

Condition : Vertical
Project No.: 2401Y48404E-RF
Tester : Zenos Qiao
Note : 5GWiFi-ANT1-Band1-A-5180

	Freq	Factor	Read Level	Level	Limit Line	Over Limit	Remark
	MHz	dB/m	dBuV	dBuV/m	dBuV/m	dB	
1	5018.273	2.96	41.74	44.70	54.00	-9.30	Average
2	5150.000	2.71	41.32	44.03	54.00	-9.97	Average

802.11a_ ANT 1			
Test Channel:	**5240MHz**	**Ant. Polar. :**	**Horizontal_Peak**

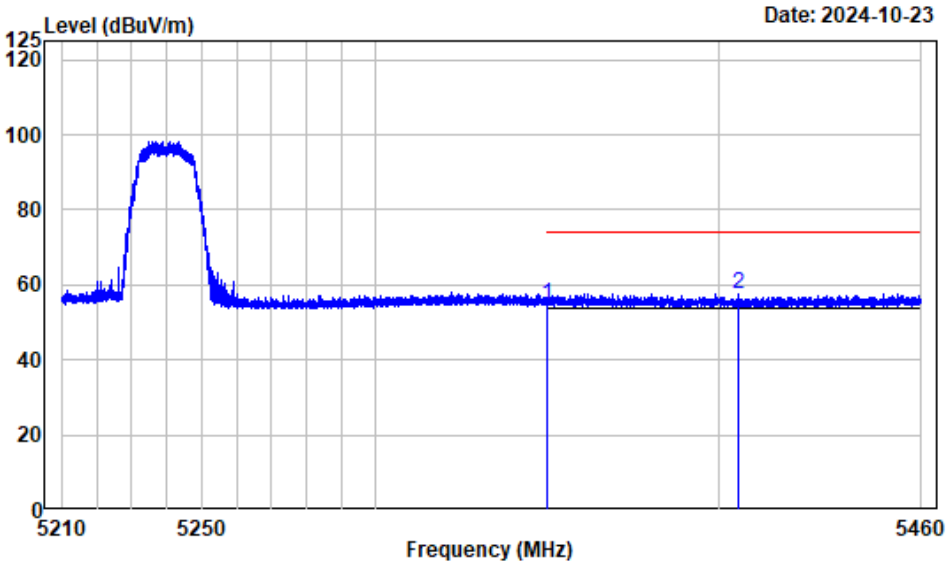

Condition : Horizontal
Project No.: 2401Y48404E-RF
Tester : Zenos Qiao
Note : 5GWiFi-ANT1-Band1-A-5240

	Freq	Factor	Read Level	Level	Limit Line	Over Limit	Remark
	MHz	dB/m	dBuV	dBuV/m	dBuV/m	dB	
1	5350.000	2.90	51.98	54.88	74.00	-19.12	Peak
2	5406.024	2.99	54.70	57.69	74.00	-16.31	Peak

802.11a_ ANT 1			
Test Channel:	**5240MHz**	**Ant. Polar. :**	**Horizontal_Average**

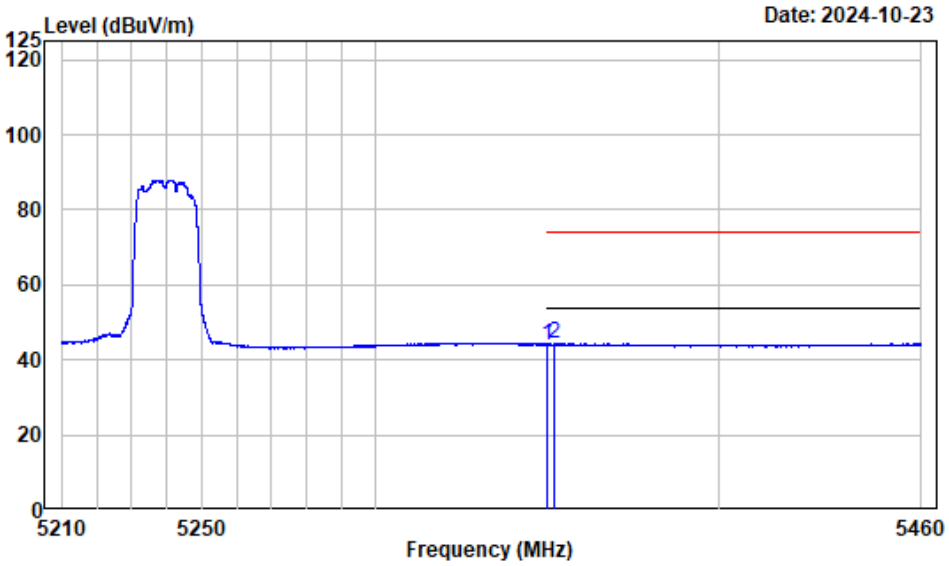

Condition : Horizontal
Project No.: 2401Y48404E-RF
Tester : Zenos Qiao
Note : 5GWiFi-ANT1-Band1-A-5240

	Freq	Factor	Read Level	Level	Limit Line	Over Limit	Remark
	MHz	dB/m	dBuV	dBuV/m	dBuV/m	dB	
1	5350.000	2.90	41.18	44.08	54.00	-9.92	Average
2	5351.955	2.91	41.39	44.30	54.00	-9.70	Average

802.11a_ ANT 1			
Test Channel:	**5240MHz**	**Ant. Polar. :**	**Vertical_Peak**

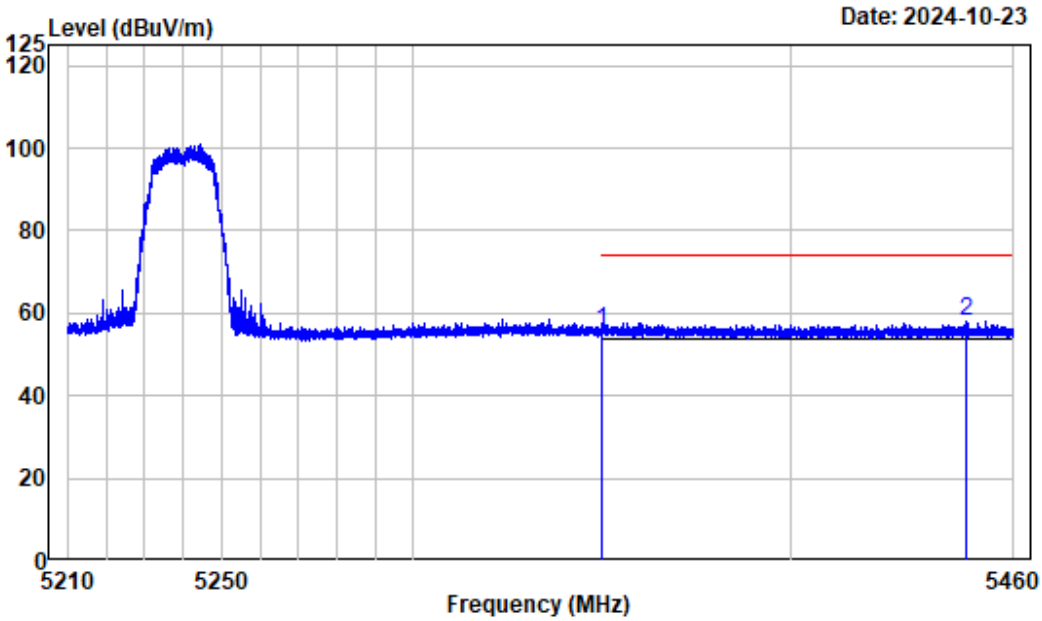

Condition : Vertical
Project No.: 2401Y48404E-RF
Tester : Zenos Qiao
Note : 5GWiFi-ANT1-Band1-A-5240

	Freq	Factor	Read Level	Level	Limit Line	Over Limit	Remark
	MHz	dB/m	dBuV	dBuV/m	dBuV/m	dB	
1	5350.000	2.90	52.67	55.57	74.00	-18.43	Peak
2	5446.999	3.06	54.81	57.87	74.00	-16.13	Peak

802.11a_ ANT 1			
Test Channel:	**5240MHz**	**Ant. Polar. :**	**Vertical_Average**

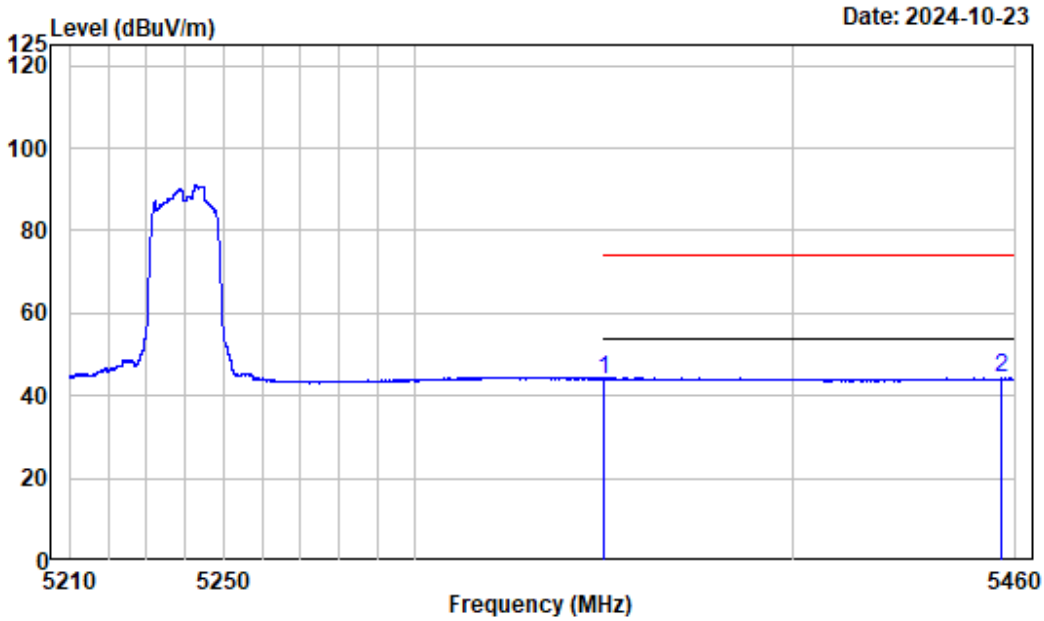

Condition : Vertical
Project No.: 2401Y48404E-RF
Tester : Zenos Qiao
Note : 5GWiFi-ANT1-Band1-A-5240

	Freq	Factor	Read Level	Level	Limit Line	Over Limit	Remark
	MHz	dB/m	dBuV	dBuV/m	dBuV/m	dB	
1	5350.000	2.90	41.19	44.09	54.00	-9.91	Average
2	5456.218	3.06	41.16	44.22	54.00	-9.78	Average

802.11ac20			
Test Channel:	**5180MHz**	**Ant. Polar. :**	**Horizontal_Peak**

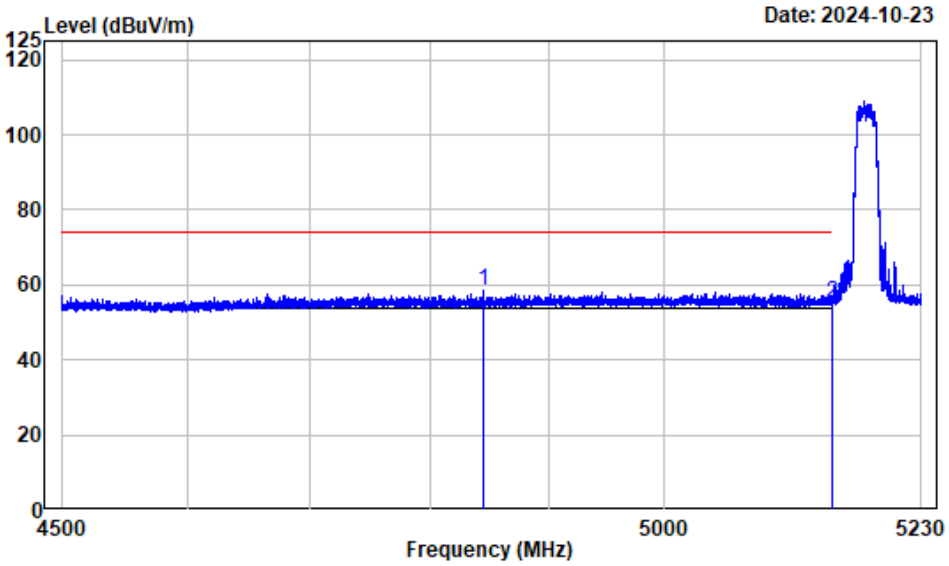

Condition : Horizontal
Project No.: 2401Y48404E-RF
Tester : Zenos Qiao
Note : 5GWiFi-Band1-AC20-5180

	Freq	Factor	Read Level	Level	Limit Line	Over Limit	Remark
	MHz	dB/m	dBuV	dBuV/m	dBuV/m	dB	
1	4845.060	2.47	56.23	58.70	74.00	-15.30	Peak
2	5150.000	2.71	52.64	55.35	74.00	-18.65	Peak

802.11ac20			
Test Channel:	**5180MHz**	**Ant. Polar. :**	**Horizontal_Average**

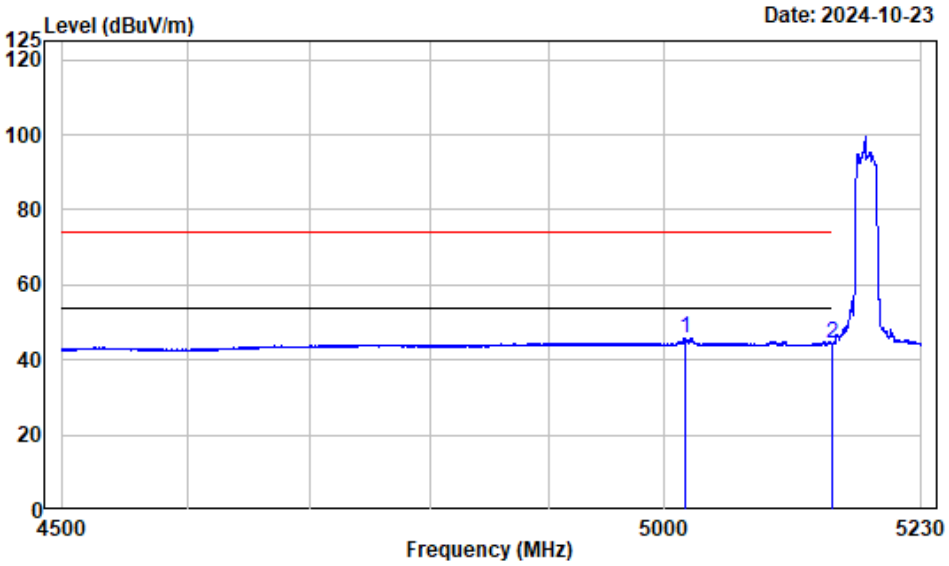

Condition : Horizontal
Project No.: 2401Y48404E-RF
Tester : Zenos Qiao
Note : 5GWiFi-Band1-AC20-5180

	Freq	Factor	Read Level	Level	Limit Line	Over Limit	Remark
	MHz	dB/m	dBuV	dBuV/m	dBuV/m	dB	
1	5018.000	2.96	43.00	45.96	54.00	-8.04	Average
2	5150.000	2.71	41.68	44.39	54.00	-9.61	Average

802.11ac20			
Test Channel:	**5180MHz**	**Ant. Polar. :**	**Vertical_Peak**

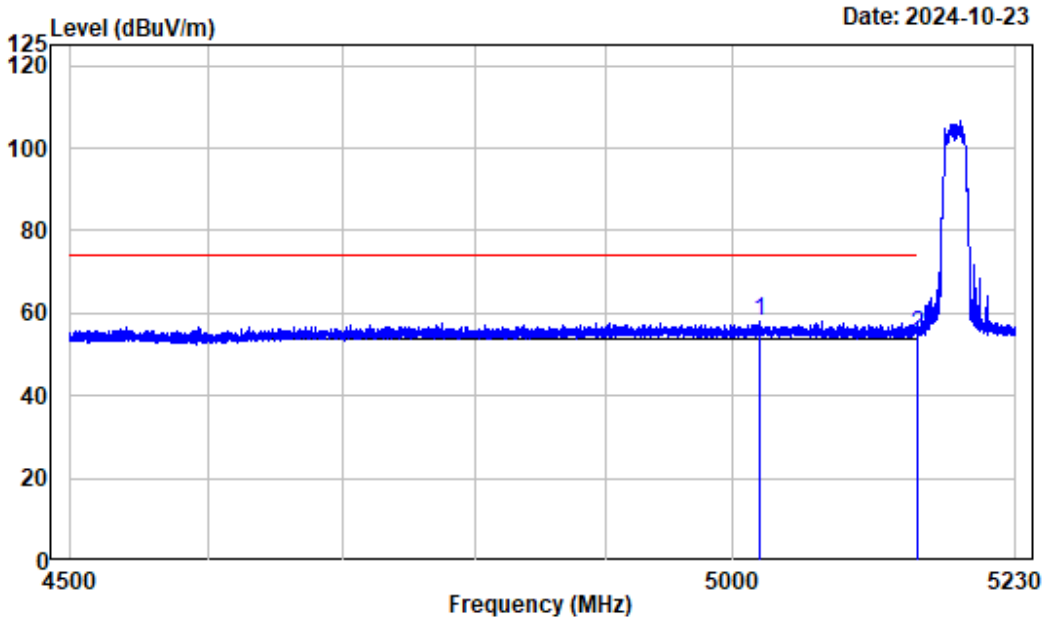

Condition : Vertical
Project No.: 2401Y48404E-RF
Tester : Zenos Qiao
Note : 5GWiFi-Band1-AC20-5180

	Freq	Factor	Read Level	Level	Limit Line	Over Limit	Remark
	MHz	dB/m	dBuV	dBuV/m	dBuV/m	dB	
1	5021.833	2.96	55.06	58.02	74.00	-15.98	Peak
2	5150.000	2.71	51.85	54.56	74.00	-19.44	Peak

802.11ac20			
Test Channel:	**5180MHz**	**Ant. Polar. :**	**Vertical_Average**

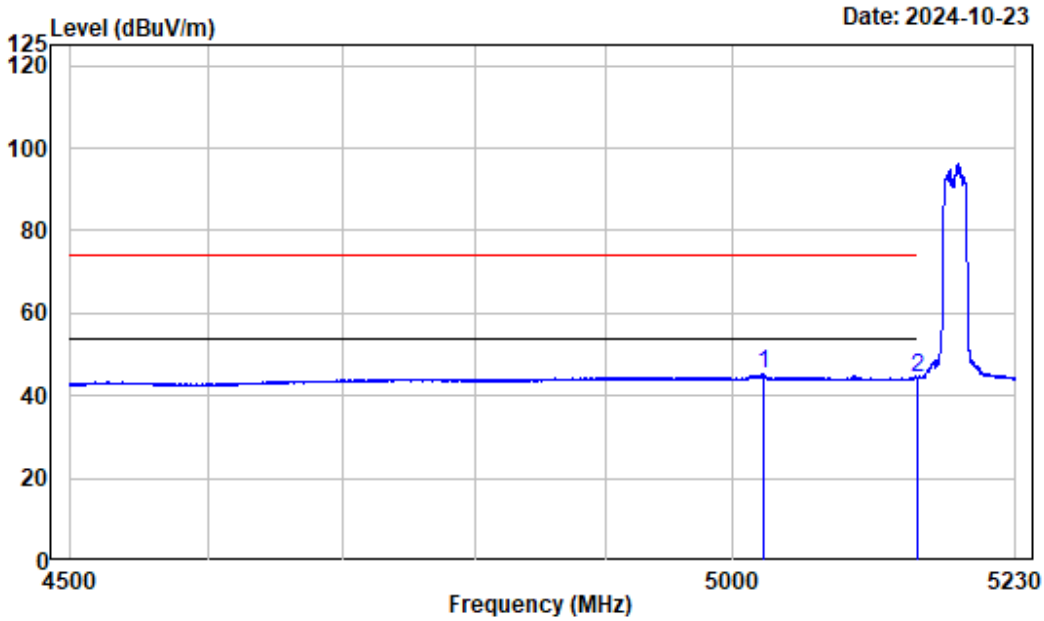

Condition : Vertical
Project No.: 2401Y48404E-RF
Tester : Zenos Qiao
Note : 5GWiFi-Band1-AC20-5180

	Freq	Factor	Read Level	Level	Limit Line	Over Limit	Remark
	MHz	dB/m	dBuV	dBuV/m	dBuV/m	dB	
1	5024.206	2.96	42.24	45.20	54.00	-8.80	Average
2	5150.000	2.71	41.84	44.55	54.00	-9.45	Average

802.11ac20			
Test Channel:	**5240MHz**	**Ant. Polar. :**	**Horizontal_Peak**

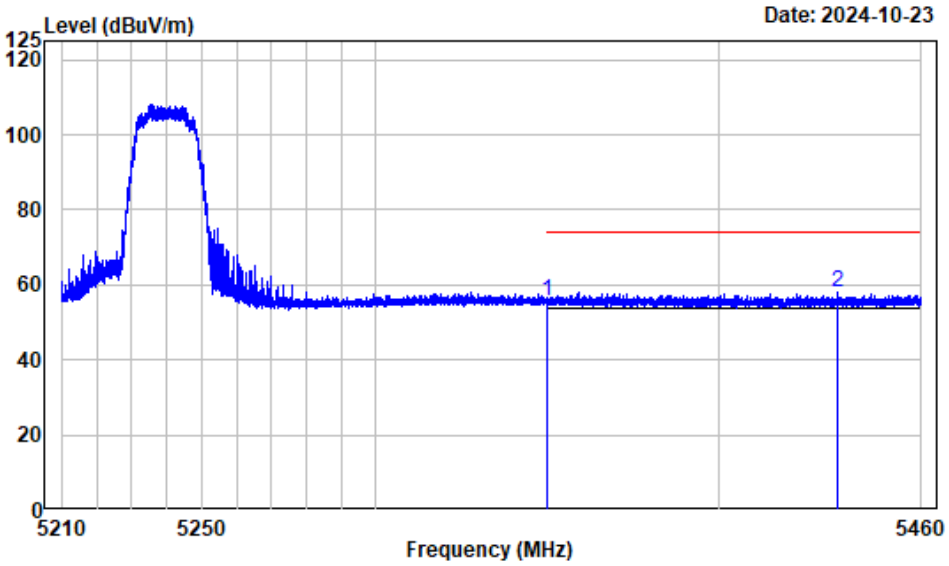

Condition : Horizontal
Project No.: 2401Y48404E-RF
Tester : Zenos Qiao
Note : 5GWiFi-Band1-AC20-5240

	Freq	Factor	Read Level	Level	Limit Line	Over Limit	Remark
	MHz	dB/m	dBuV	dBuV/m	dBuV/m	dB	
1	5350.000	2.90	52.73	55.63	74.00	-18.37	Peak
2	5435.153	3.04	54.84	57.88	74.00	-16.12	Peak

802.11ac20			
Test Channel:	**5240MHz**	**Ant. Polar. :**	**Horizontal_Average**

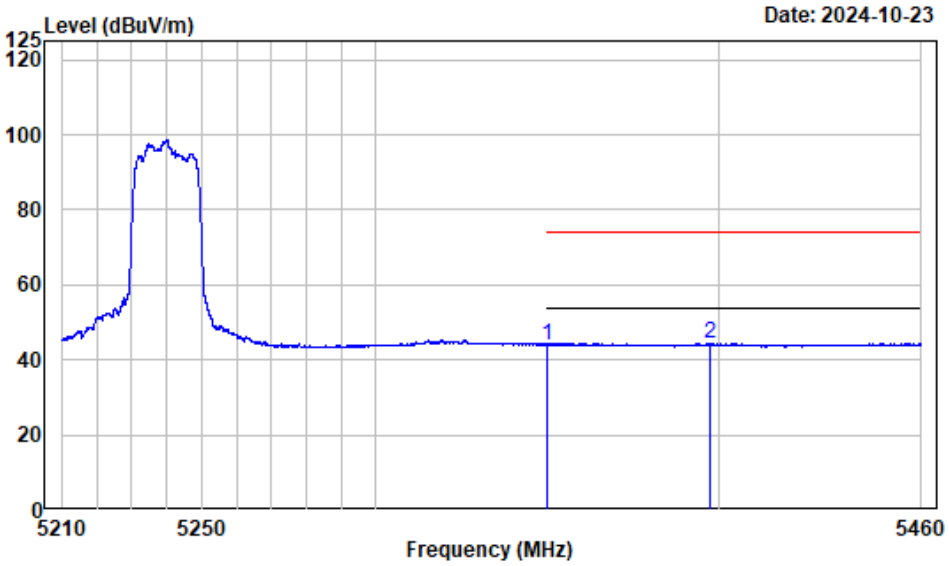

Condition : Horizontal
Project No.: 2401Y48404E-RF
Tester : Zenos Qiao
Note : 5GWiFi-Band1-AC20-5240

	Freq	Factor	Read Level	Level	Limit Line	Over Limit	Remark
	MHz	dB/m	dBuV	dBuV/m	dBuV/m	dB	
1	5350.000	2.90	41.13	44.03	54.00	-9.97	Average
2	5397.492	2.97	41.55	44.52	54.00	-9.48	Average

802.11ac20			
Test Channel:	**5240MHz**	**Ant. Polar. :**	**Vertical_Peak**

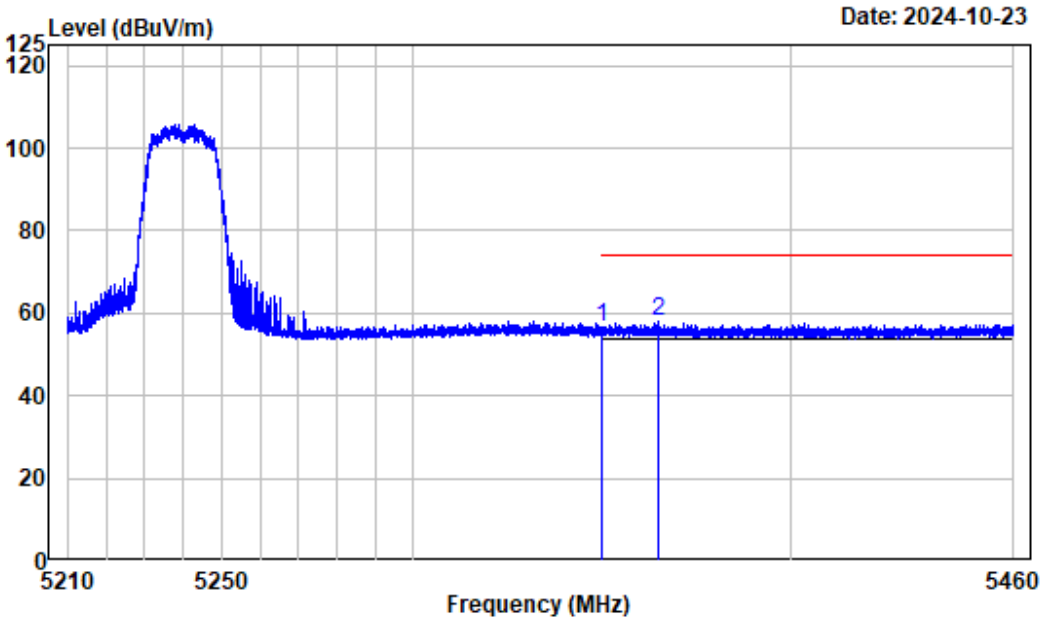

Condition : Vertical
Project No.: 2401Y48404E-RF
Tester : Zenos Qiao
Note : 5GWiFi-Band1-AC20-5240

	Freq	Factor	Read Level	Level	Limit Line	Over Limit	Remark
	MHz	dB/m	dBuV	dBuV/m	dBuV/m	dB	
1	5350.000	2.90	53.59	56.49	74.00	-17.51	Peak
2	5364.551	2.93	55.32	58.25	74.00	-15.75	Peak

802.11ac20			
Test Channel:	**5240MHz**	**Ant. Polar. :**	**Vertical_Average**

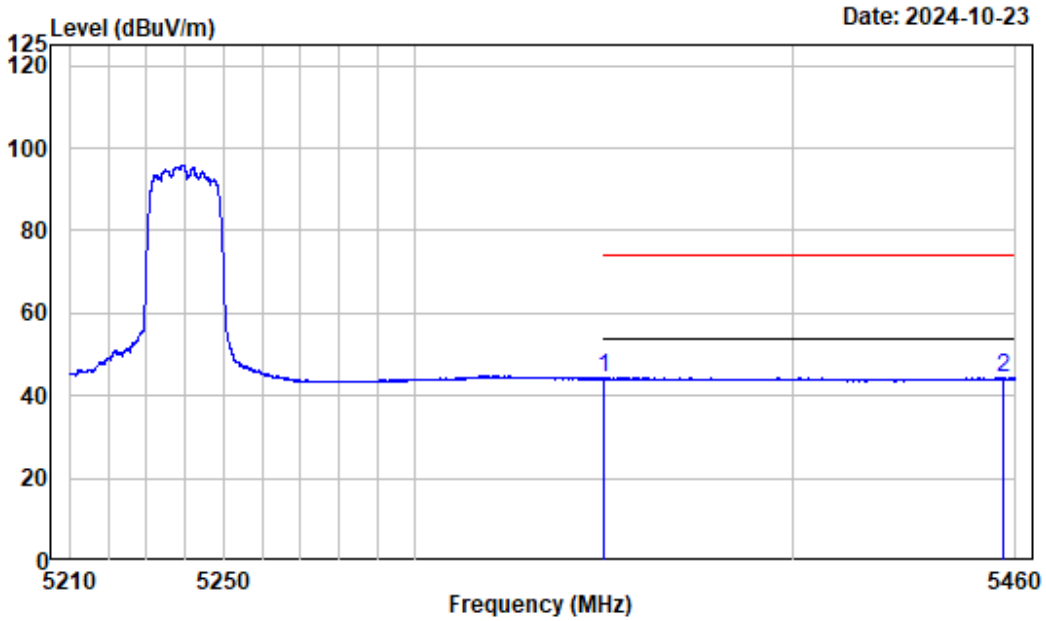

Condition : Vertical
Project No.: 2401Y48404E-RF
Tester : Zenos Qiao
Note : 5GWiFi-Band1-AC20-5240

	Freq	Factor	Read Level	Level	Limit Line	Over Limit	Remark
	MHz	dB/m	dBuV	dBuV/m	dBuV/m	dB	
1	5350.000	2.90	41.25	44.15	54.00	-9.85	Average
2	5456.906	3.06	41.26	44.32	54.00	-9.68	Average

802.11ac40			
Test Channel:	**5190MHz**	**Ant. Polar. :**	**Horizontal_Peak**

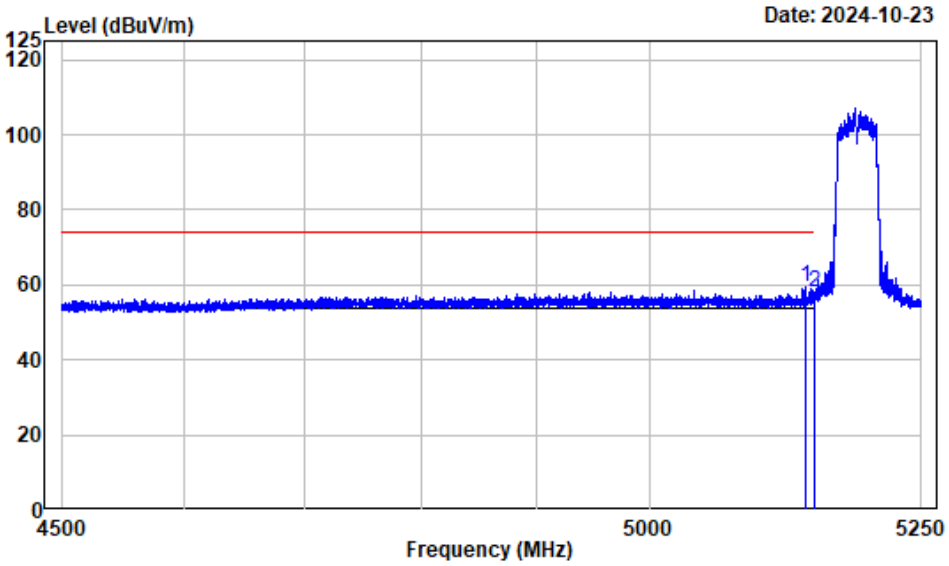

Condition : Horizontal
Project No.: 2401Y48404E-RF
Tester : Zenos Qiao
Note : 5GWiFi-Band1-AC40-5190

	Freq	Factor	Read Level	Level	Limit Line	Over Limit	Remark
	MHz	dB/m	dBuV	dBuV/m	dBuV/m	dB	
1	5141.893	2.70	56.72	59.42	74.00	-14.58	Peak
2	5150.000	2.71	55.47	58.18	74.00	-15.82	Peak

802.11ac40			
Test Channel:	**5190MHz**	**Ant. Polar. :**	**Horizontal_Average**

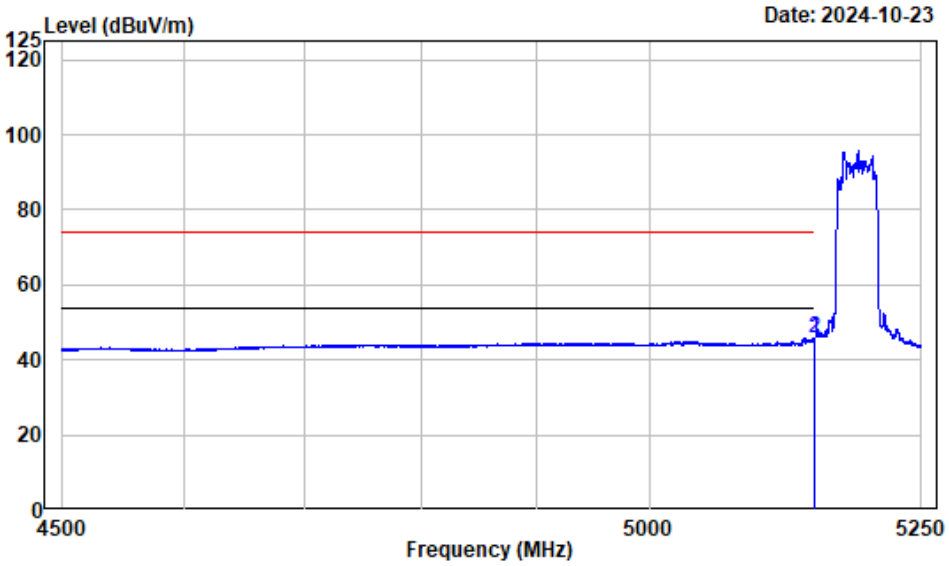

Condition : Horizontal
Project No.: 2401Y48404E-RF
Tester : Zenos Qiao
Note : 5GWiFi-Band1-AC40-5190

	Freq	Factor	Read Level	Level	Limit Line	Over Limit	Remark
	MHz	dB/m	dBuV	dBuV/m	dBuV/m	dB	
1	5149.862	2.71	43.15	45.86	54.00	-8.14	Average
2	5150.000	2.71	43.08	45.79	54.00	-8.21	Average

802.11ac40			
Test Channel:	**5190MHz**	**Ant. Polar. :**	**Vertical_Peak**

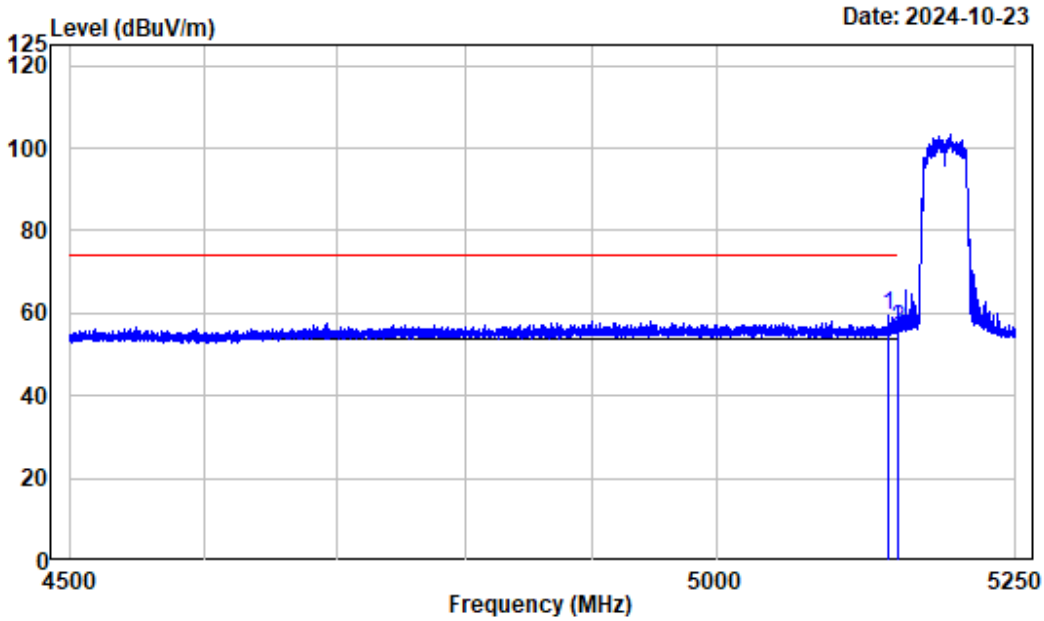

Condition : Vertical
Project No.: 2401Y48404E-RF
Tester : Zenos Qiao
Note : 5GWiFi-Band1-AC40-5190

	Freq	Factor	Read Level	Level	Limit Line	Over Limit	Remark
	MHz	dB/m	dBuV	dBuV/m	dBuV/m	dB	
1	5142.831	2.70	56.87	59.57	74.00	-14.43	Peak
2	5150.000	2.71	53.38	56.09	74.00	-17.91	Peak

802.11ac40			
Test Channel:	**5190MHz**	**Ant. Polar. :**	**Vertical_Average**

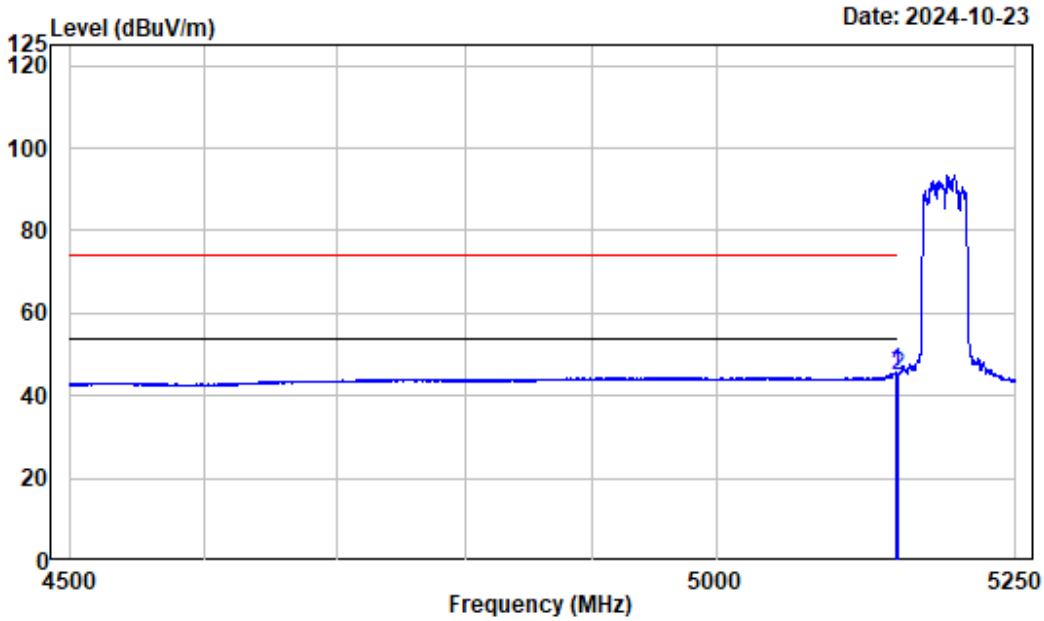

Condition : Vertical
Project No.: 2401Y48404E-RF
Tester : Zenos Qiao
Note : 5GWiFi-Band1-AC40-5190

	Freq	Factor	Read Level	Level	Limit Line	Over Limit	Remark
	MHz	dB/m	dBuV	dBuV/m	dBuV/m	dB	
1	5148.456	2.71	42.87	45.58	54.00	-8.42	Average
2	5150.000	2.71	42.29	45.00	54.00	-9.00	Average

802.11ac40			
Test Channel:	**5230MHz**	**Ant. Polar. :**	**Horizontal_Peak**

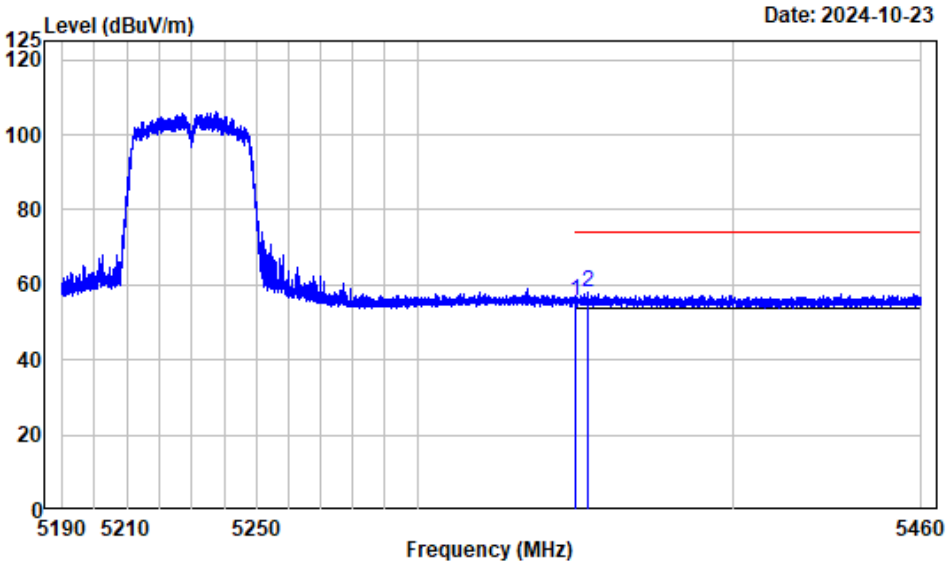

Condition : Horizontal
Project No.: 2401Y48404E-RF
Tester : Zenos Qiao
Note : 5GWiFi-Band1-AC40-5230

	Freq	Factor	Read Level	Level	Limit Line	Over Limit	Remark
	MHz	dB/m	dBuV	dBuV/m	dBuV/m	dB	
1	5350.000	2.90	52.53	55.43	74.00	-18.57	Peak
2	5353.472	2.92	55.32	58.24	74.00	-15.76	Peak

802.11ac40			
Test Channel:	**5230MHz**	**Ant. Polar. :**	**Horizontal_Average**

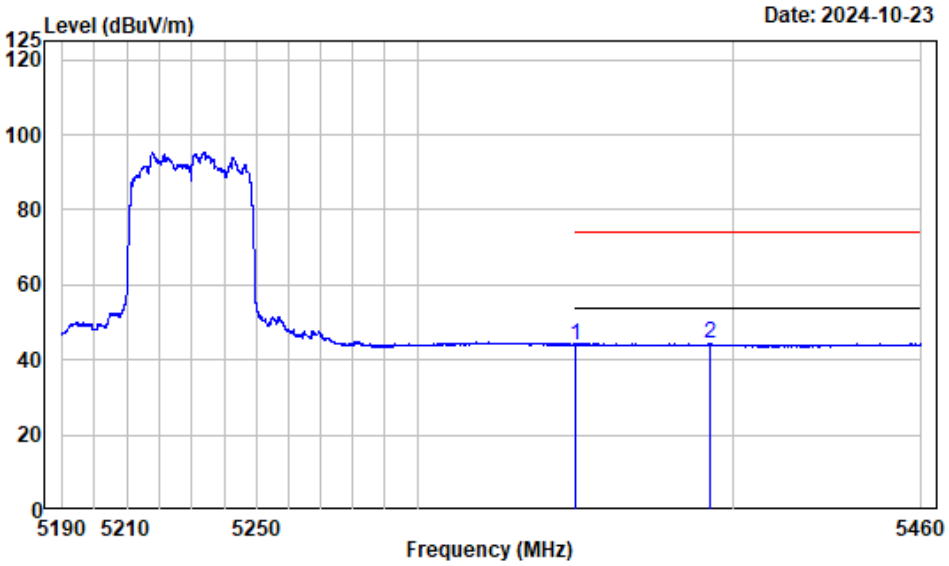

Condition : Horizontal
Project No.: 2401Y48404E-RF
Tester : Zenos Qiao
Note : 5GWiFi-Band1-AC40-5230

	Freq	Factor	Read Level	Level	Limit Line	Over Limit	Remark
	MHz	dB/m	dBuV	dBuV/m	dBuV/m	dB	
1	5350.000	2.90	41.16	44.06	54.00	-9.94	Average
2	5392.559	2.98	41.32	44.30	54.00	-9.70	Average

802.11ac40			
Test Channel:	**5230MHz**	**Ant. Polar. :**	**Vertical_Peak**

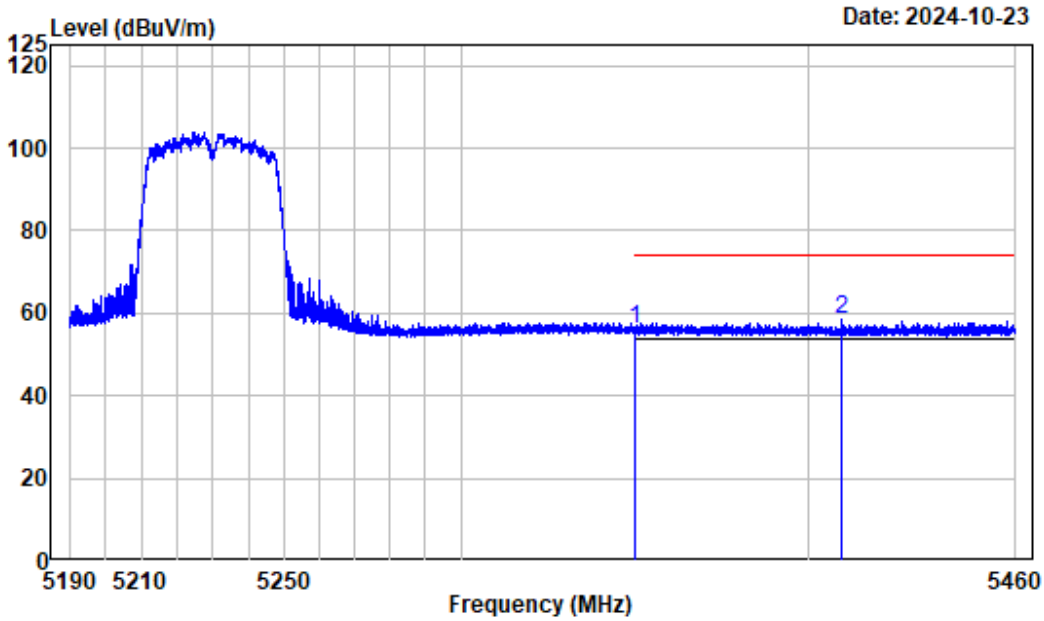

Condition : Vertical
Project No.: 2401Y48404E-RF
Tester : Zenos Qiao
Note : 5GWiFi-Band1-AC40-5230

	Freq	Factor	Read Level	Level	Limit Line	Over Limit	Remark
	MHz	dB/m	dBuV	dBuV/m	dBuV/m	dB	
1	5350.000	2.90	53.09	55.99	74.00	-18.01	Peak
2	5409.099	3.00	55.30	58.30	74.00	-15.70	Peak

802.11ac40			
Test Channel:	**5230MHz**	**Ant. Polar. :**	**Vertical_Average**

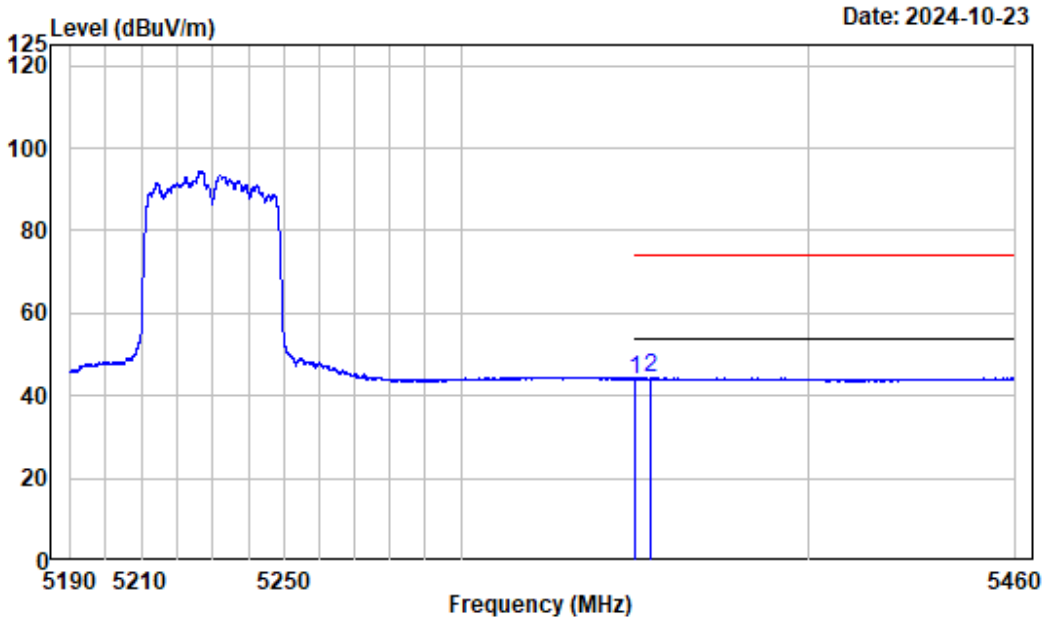

Condition : Vertical
Project No.: 2401Y48404E-RF
Tester : Zenos Qiao
Note : 5GWiFi-Band1-AC40-5230

	Freq	Factor	Read Level	Level	Limit Line	Over Limit	Remark
	MHz	dB/m	dBuV	dBuV/m	dBuV/m	dB	
1	5350.000	2.90	41.10	44.00	54.00	-10.00	Average
2	5354.451	2.92	41.36	44.28	54.00	-9.72	Average

802.11ac80			
Test Channel:	**5210MHz**	**Ant. Polar. :**	**Horizontal_Peak**

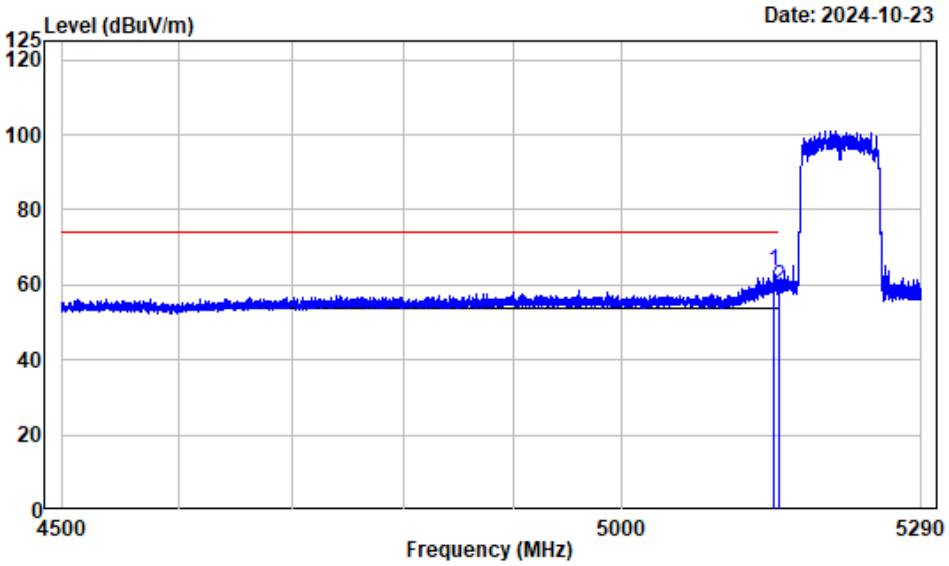

Condition : Horizontal
Project No.: 2401Y48404E-RF
Tester : Zenos Qiao
Note : 5GWiFi-Band1-AC80-5210

	Freq	Factor	Read Level	Level	Limit Line	Over Limit	Remark
	MHz	dB/m	dBuV	dBuV/m	dBuV/m	dB	
1	5145.313	2.70	60.85	63.55	74.00	-10.45	Peak
2	5150.000	2.71	56.50	59.21	74.00	-14.79	Peak

802.11ac80			
Test Channel:	**5210MHz**	**Ant. Polar. :**	**Horizontal_Average**

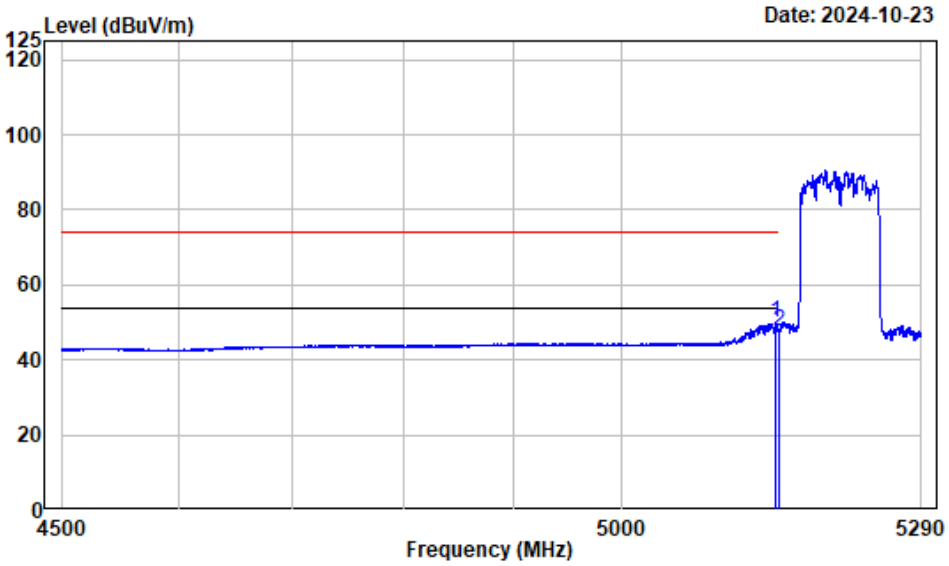

Condition : Horizontal
Project No.: 2401Y48404E-RF
Tester : Zenos Qiao
Note : 5GWiFi-Band1-AC80-5210

	Freq	Factor	Read Level	Level	Limit Line	Over Limit	Remark
	MHz	dB/m	dBuV	dBuV/m	dBuV/m	dB	
1	5147.486	2.70	47.43	50.13	54.00	-3.87	Average
2	5150.000	2.71	44.73	47.44	54.00	-6.56	Average

802.11ac80			
Test Channel:	**5210MHz**	**Ant. Polar. :**	**Vertical_Peak**

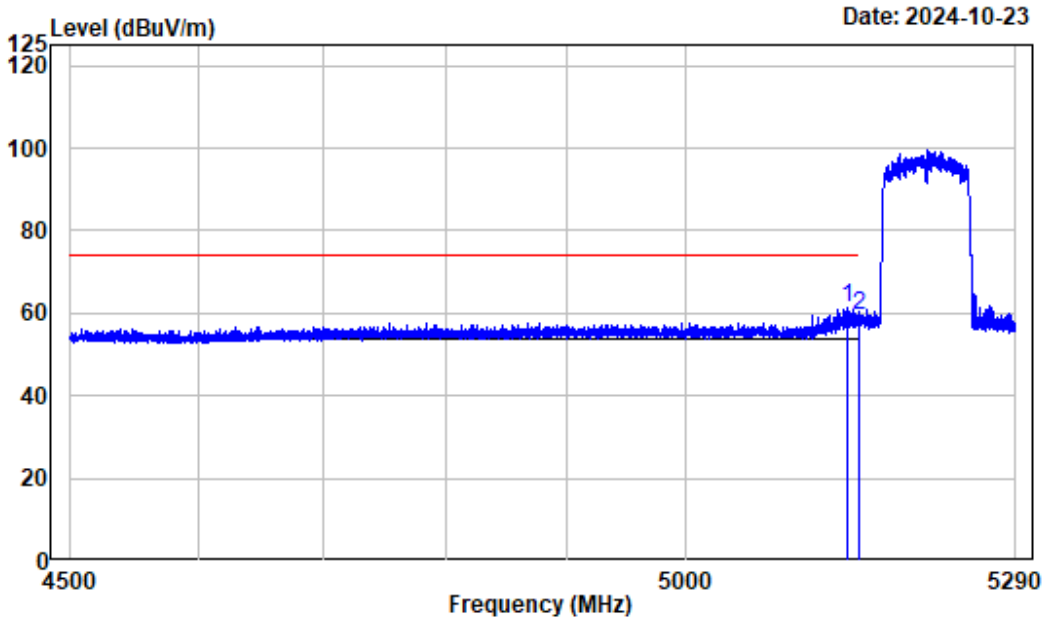

Condition : Vertical
Project No.: 2401Y48404E-RF
Tester : Zenos Qiao
Note : 5GWiFi-Band1-AC80-5210

	Freq	Factor	Read Level	Level	Limit Line	Over Limit	Remark
	MHz	dB/m	dBuV	dBuV/m	dBuV/m	dB	
1	5140.770	2.71	58.67	61.38	74.00	-12.62	Peak
2	5150.000	2.71	56.70	59.41	74.00	-14.59	Peak

802.11ac80			
Test Channel:	**5210MHz**	**Ant. Polar. :**	**Vertical_Average**

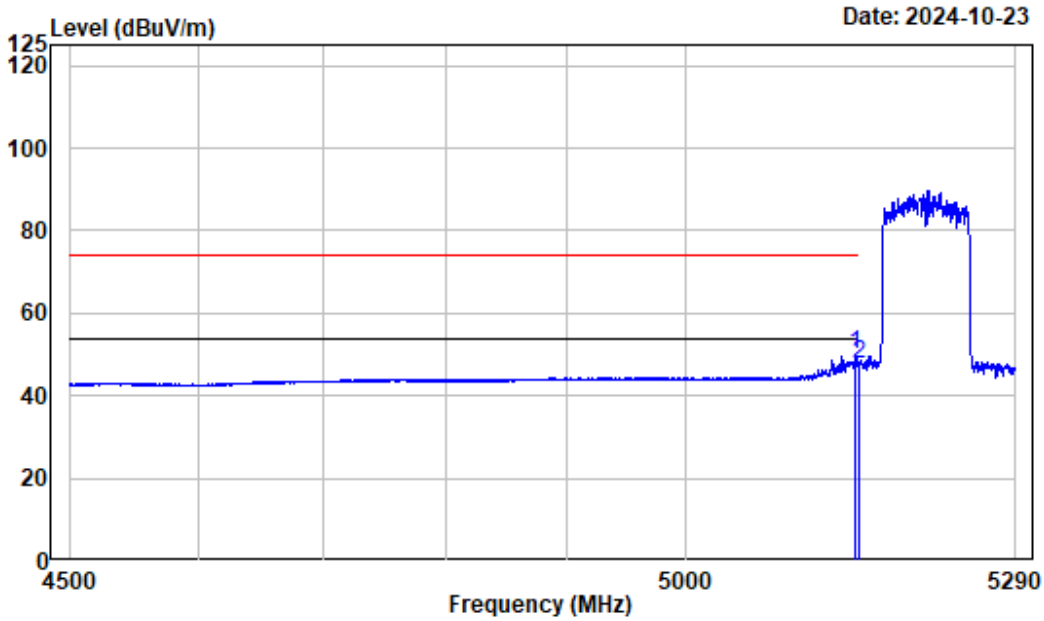

Condition : Vertical
Project No.: 2401Y48404E-RF
Tester : Zenos Qiao
Note : 5GWiFi-Band1-AC80-5210

	Freq	Factor	Read Level	Level	Limit Line	Over Limit	Remark
	MHz	dB/m	dBuV	dBuV/m	dBuV/m	dB	
1	5147.189	2.70	47.07	49.77	54.00	-4.23	Average
2	5150.000	2.71	44.85	47.56	54.00	-6.44	Average

802.11ac80			
Test Channel:	**5210MHz**	**Ant. Polar. :**	**Horizontal_Peak**

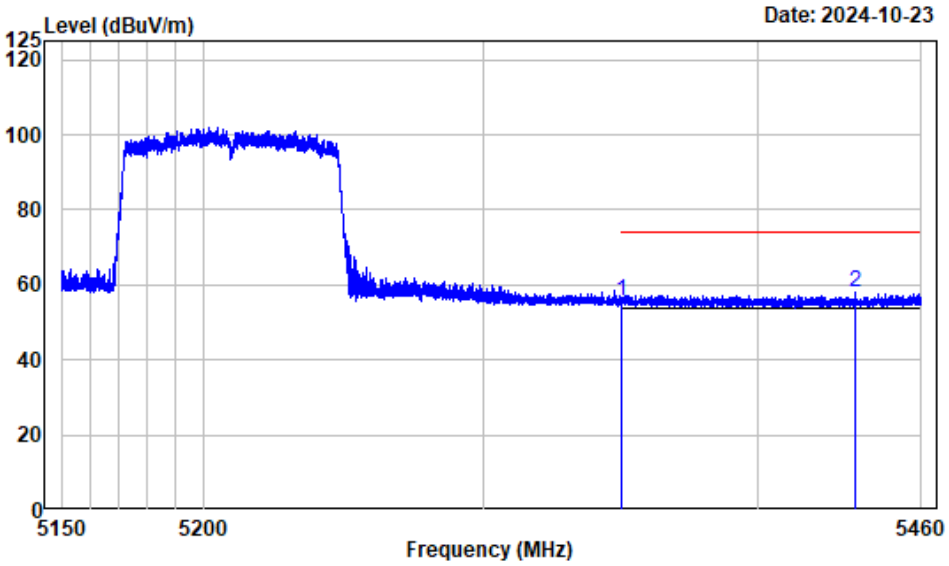

Condition : Horizontal
Project No.: 2401Y48404E-RF
Tester : Zenos Qiao
Note : 5GWiFi-Band1-AC80-5210

	Freq	Factor	Read Level	Level	Limit Line	Over Limit	Remark
	MHz	dB/m	dBuV	dBuV/m	dBuV/m	dB	
1	5350.000	2.90	52.69	55.59	74.00	-18.41	Peak
2	5435.701	3.04	54.76	57.80	74.00	-16.20	Peak

802.11ac80			
Test Channel:	**5210MHz**	**Ant. Polar. :**	**Horizontal_Average**

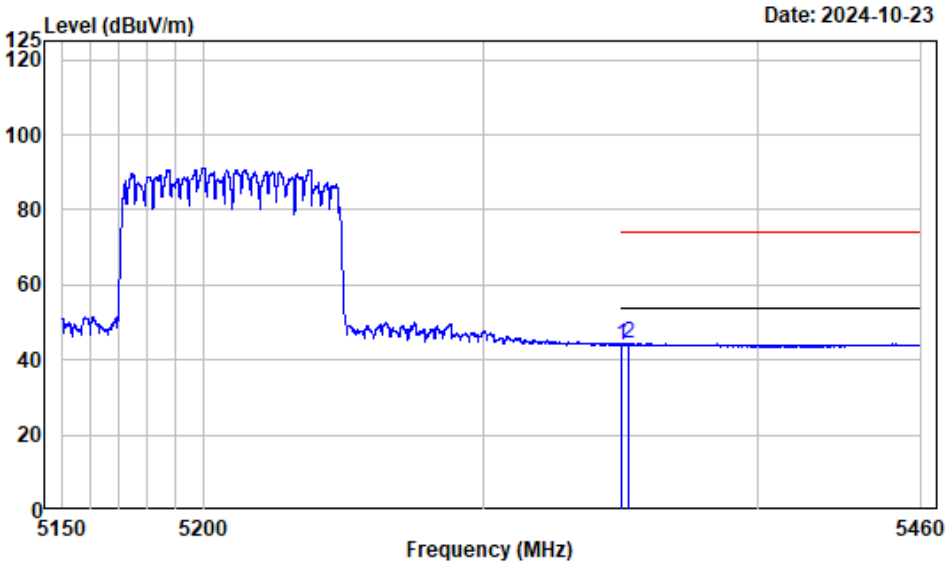

Condition : Horizontal
Project No.: 2401Y48404E-RF
Tester : Zenos Qiao
Note : 5GWiFi-Band1-AC80-5210

	Freq	Factor	Read Level	Level	Limit Line	Over Limit	Remark
	MHz	dB/m	dBuV	dBuV/m	dBuV/m	dB	
1	5350.000	2.90	41.20	44.10	54.00	-9.90	Average
2	5352.223	2.91	41.36	44.27	54.00	-9.73	Average

802.11ac80			
Test Channel:	**5210MHz**	**Ant. Polar. :**	**Vertical_Peak**

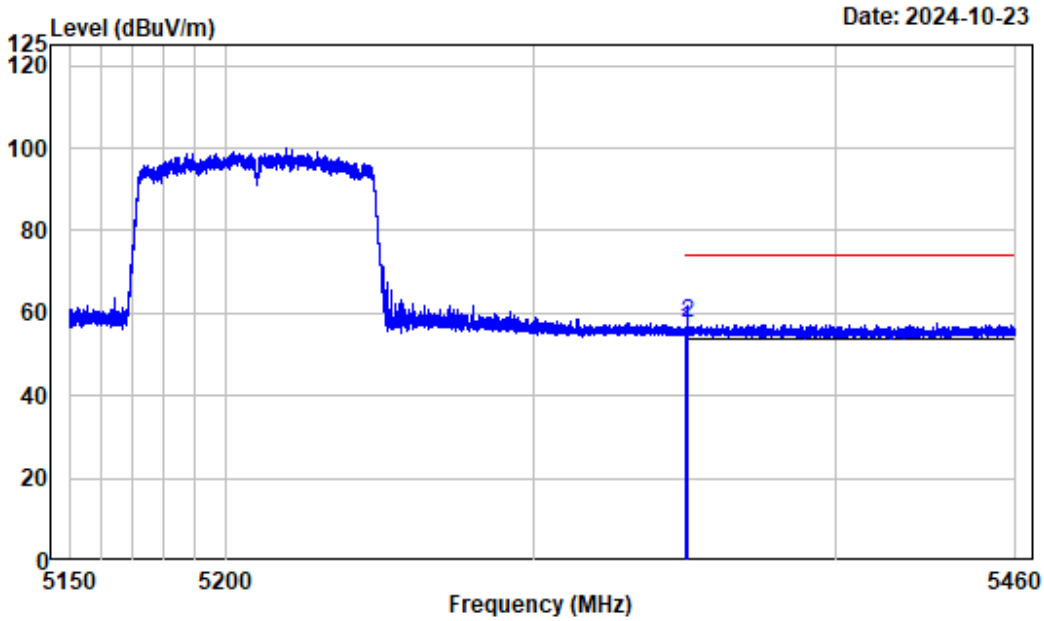

Condition : Vertical
Project No.: 2401Y48404E-RF
Tester : Zenos Qiao
Note : 5GWiFi-Band1-AC80-5210

	Freq	Factor	Read Level	Level	Limit Line	Over Limit	Remark
	MHz	dB/m	dBuV	dBuV/m	dBuV/m	dB	
1	5350.000	2.90	53.29	56.19	74.00	-17.81	Peak
2	5350.246	2.90	54.72	57.62	74.00	-16.38	Peak

802.11ac80			
Test Channel:	**5210MHz**	**Ant. Polar. :**	**Vertical_Average**

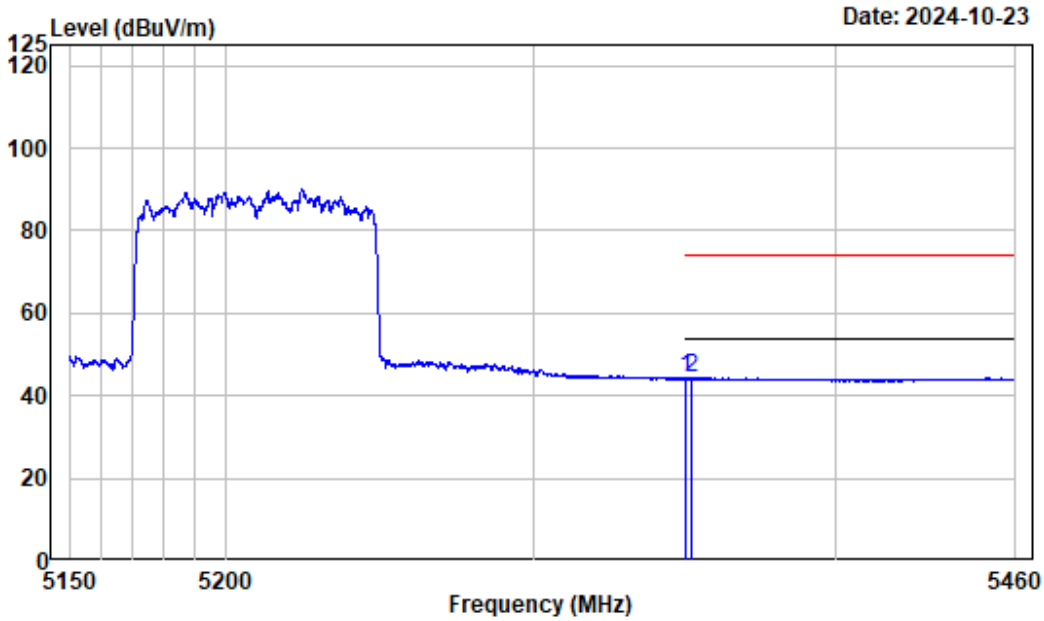

Condition : Vertical
Project No.: 2401Y48404E-RF
Tester : Zenos Qiao
Note : 5GWiFi-Band1-AC80-5210

	Freq	Factor	Read Level	Level	Limit Line	Over Limit	Remark
	MHz	dB/m	dBuV	dBuV/m	dBuV/m	dB	
1	5350.000	2.90	41.21	44.11	54.00	-9.89	Average
2	5351.835	2.91	41.35	44.26	54.00	-9.74	Average

802.11ax20			
Test Channel:	**5180MHz**	**Ant. Polar. :**	**Horizontal_Peak**

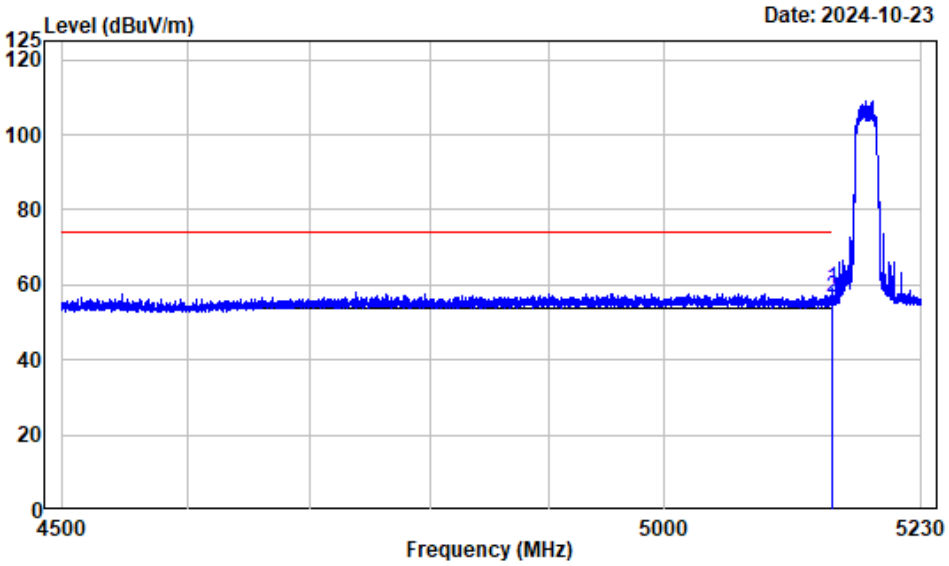

Condition : Horizontal
Project No.: 2401Y48404E-RF
Tester : Zenos Qiao
Note : 5GWiFi-Band1-AX20-5180

	Freq	Factor	Read Level	Level	Limit Line	Over Limit	Remark
	MHz	dB/m	dBuV	dBuV/m	dBuV/m	dB	
1	5149.690	2.71	56.18	58.89	74.00	-15.11	Peak
2	5150.000	2.71	53.81	56.52	74.00	-17.48	Peak

802.11ax20			
Test Channel:	**5180MHz**	**Ant. Polar. :**	**Horizontal_Average**

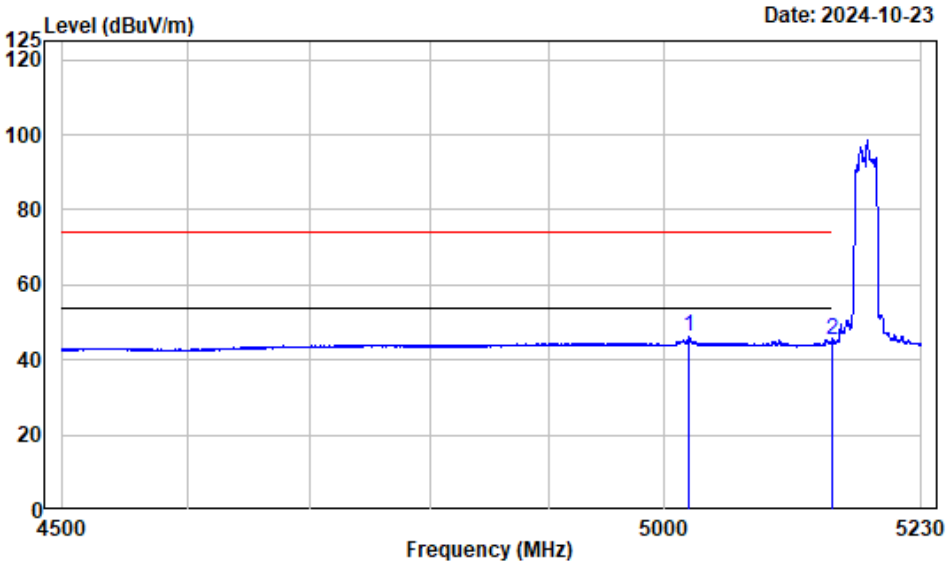

Condition : Horizontal
Project No.: 2401Y48404E-RF
Tester : Zenos Qiao
Note : 5GWiFi-Band1-AX20-5180

	Freq	Factor	Read Level	Level	Limit Line	Over Limit	Remark
	MHz	dB/m	dBuV	dBuV/m	dBuV/m	dB	
1	5022.198	2.96	43.04	46.00	54.00	-8.00	Average
2	5150.000	2.71	42.63	45.34	54.00	-8.66	Average

802.11ax20			
Test Channel:	**5180MHz**	**Ant. Polar. :**	**Vertical_Peak**

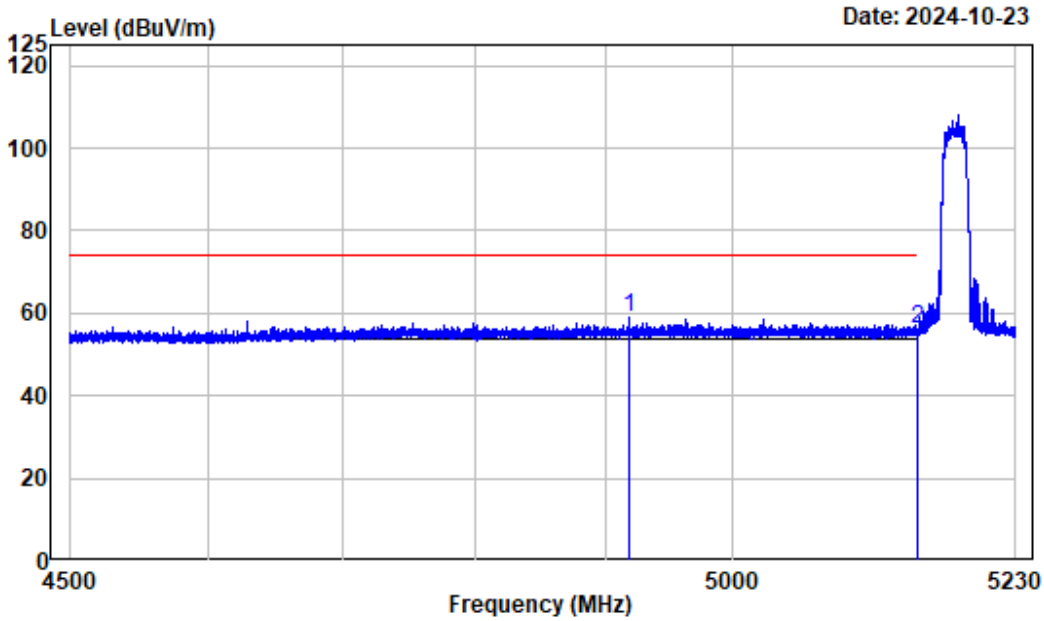

Condition : Vertical
Project No.: 2401Y48404E-RF
Tester : Zenos Qiao
Note : 5GWiFi-Band1-AX20-5180

	Freq	Factor	Read Level	Level	Limit Line	Over Limit	Remark
	MHz	dB/m	dBuV	dBuV/m	dBuV/m	dB	
1	4918.981	2.62	56.20	58.82	74.00	-15.18	Peak
2	5150.000	2.71	53.45	56.16	74.00	-17.84	Peak

802.11ax20			
Test Channel:	**5180MHz**	**Ant. Polar. :**	**Vertical_Average**

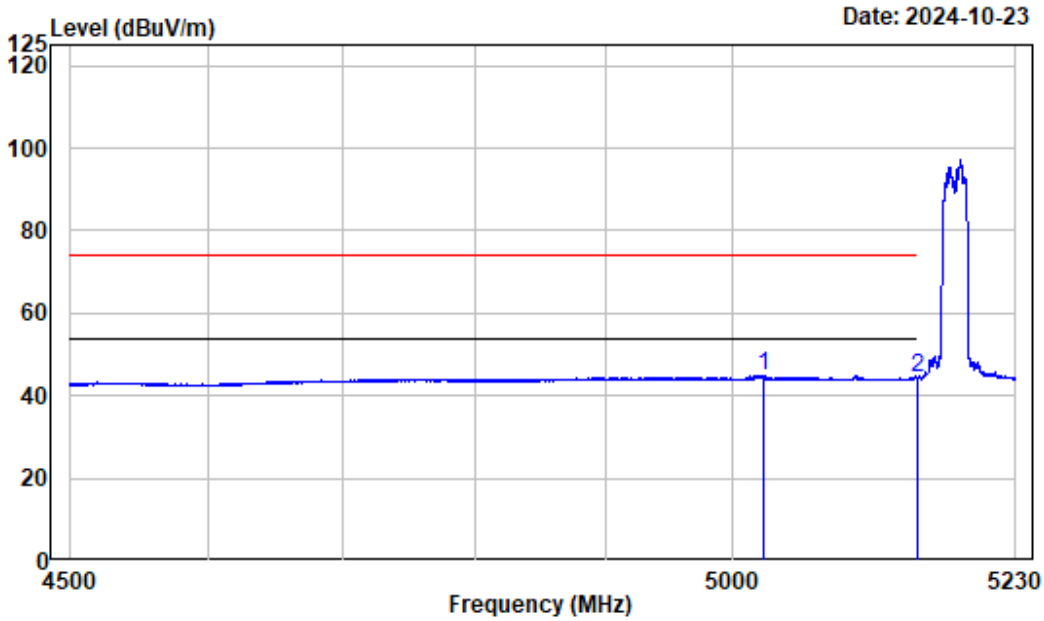

Condition : Vertical
Project No.: 2401Y48404E-RF
Tester : Zenos Qiao
Note : 5GWiFi-Band1-AX20-5180

	Freq	Factor	Read Level	Level	Limit Line	Over Limit	Remark
	MHz	dB/m	dBuV	dBuV/m	dBuV/m	dB	
1	5024.388	2.96	42.02	44.98	54.00	-9.02	Average
2	5150.000	2.71	41.76	44.47	54.00	-9.53	Average

802.11ax20			
Test Channel:	**5240MHz**	**Ant. Polar. :**	**Horizontal_Peak**

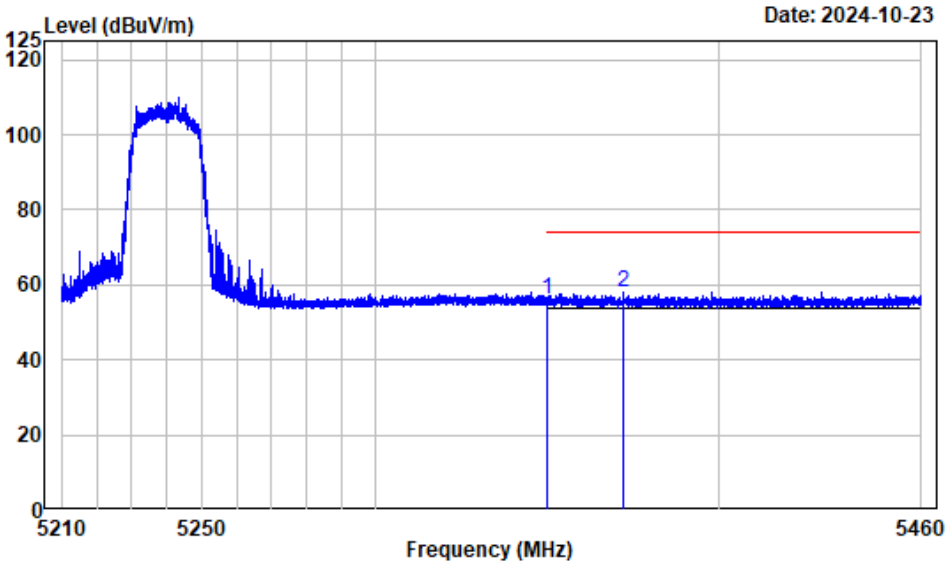

Condition : Horizontal
Project No.: 2401Y48404E-RF
Tester : Zenos Qiao
Note : 5GWiFi-Band1-AX20-5240

	Freq	Factor	Read Level	Level	Limit Line	Over Limit	Remark
	MHz	dB/m	dBuV	dBuV/m	dBuV/m	dB	
1	5350.000	2.90	53.32	56.22	74.00	-17.78	Peak
2	5371.801	2.94	55.18	58.12	74.00	-15.88	Peak

802.11ax20			
Test Channel:	**5240MHz**	**Ant. Polar. :**	**Horizontal_Average**

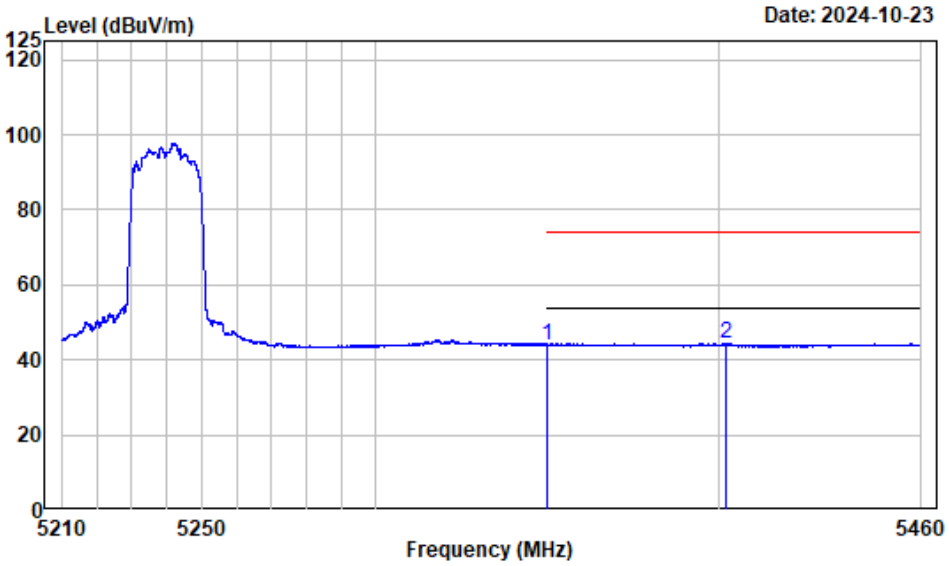

Condition : Horizontal
Project No.: 2401Y48404E-RF
Tester : Zenos Qiao
Note : 5GWiFi-Band1-AX20-5240

	Freq	Factor	Read Level	Level	Limit Line	Over Limit	Remark
	MHz	dB/m	dBuV	dBuV/m	dBuV/m	dB	
1	5350.000	2.90	41.00	43.90	54.00	-10.10	Average
2	5402.399	2.99	41.45	44.44	54.00	-9.56	Average

802.11ax20			
Test Channel:	**5240MHz**	**Ant. Polar. :**	**Vertical_Peak**

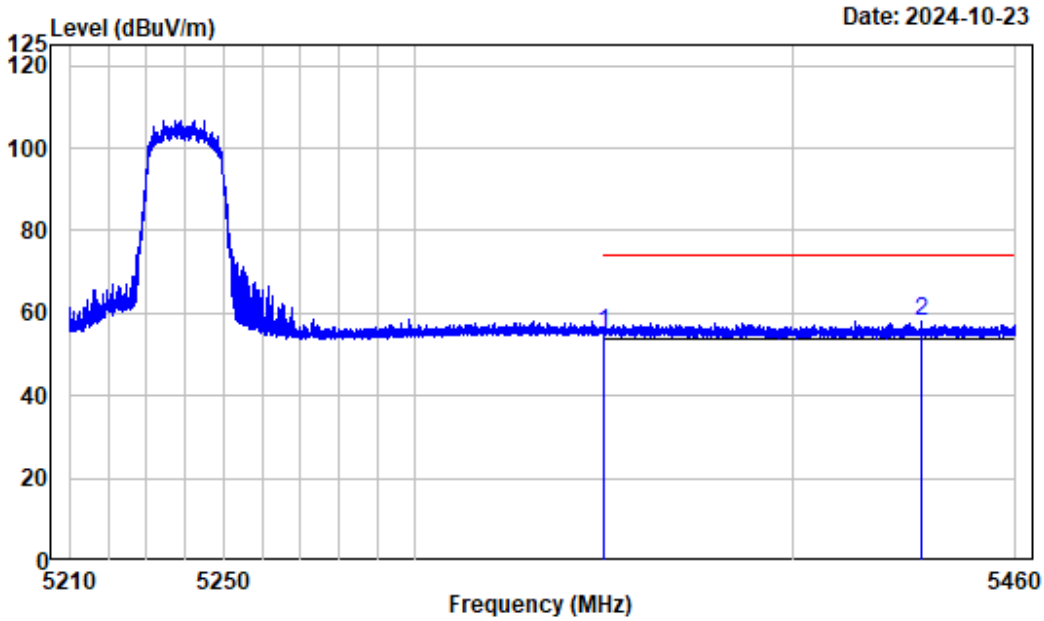

Condition : Vertical
Project No.: 2401Y48404E-RF
Tester : Zenos Qiao
Note : 5GWiFi-Band1-AX20-5240

	Freq	Factor	Read Level	Level	Limit Line	Over Limit	Remark
	MHz	dB/m	dBuV	dBuV/m	dBuV/m	dB	
1	5350.000	2.90	52.16	55.06	74.00	-18.94	Peak
2	5434.559	3.04	55.13	58.17	74.00	-15.83	Peak

802.11ax20			
Test Channel:	**5240MHz**	**Ant. Polar. :**	**Vertical_Average**

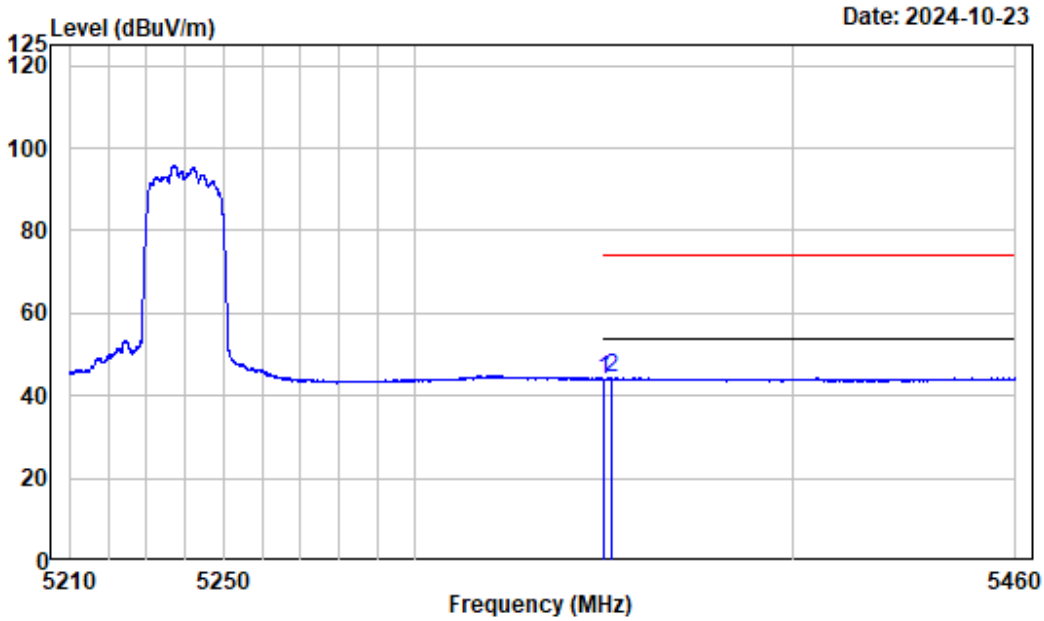

Condition : Vertical
Project No.: 2401Y48404E-RF
Tester : Zenos Qiao
Note : 5GWiFi-Band1-AX20-5240

	Freq	Factor	Read Level	Level	Limit Line	Over Limit	Remark
	MHz	dB/m	dBuV	dBuV/m	dBuV/m	dB	
1	5350.000	2.90	41.11	44.01	54.00	-9.99	Average
2	5352.018	2.91	41.29	44.20	54.00	-9.80	Average

802.11ax40			
Test Channel:	**5190MHz**	**Ant. Polar. :**	**Horizontal_Peak**

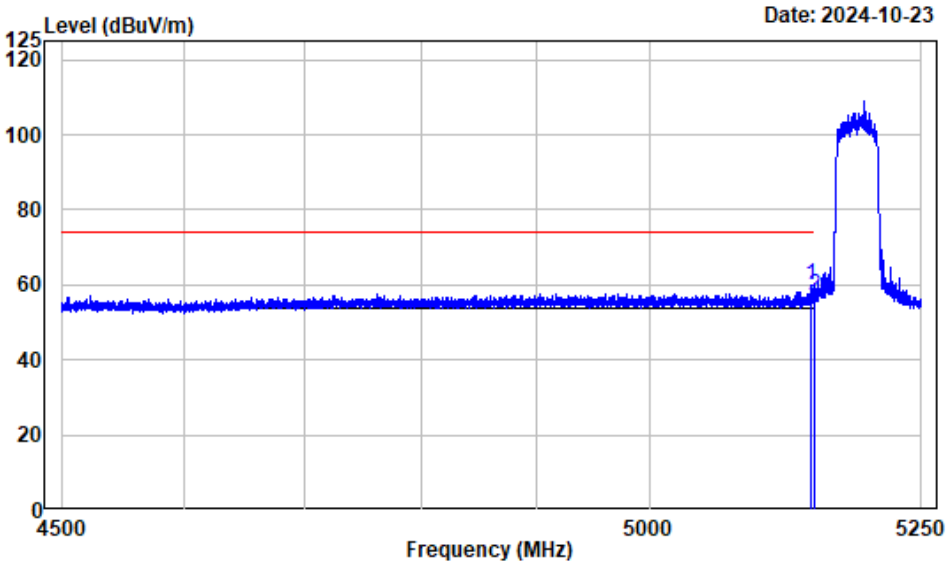

Condition : Horizontal
Project No.: 2401Y48404E-RF
Tester : Zenos Qiao
Note : 5GWiFi-Band1-AX40-5190

	Freq	Factor	Read Level	Level	Limit Line	Over Limit	Remark
	MHz	dB/m	dBuV	dBuV/m	dBuV/m	dB	
1	5147.706	2.70	57.23	59.93	74.00	-14.07	Peak
2	5150.000	2.71	54.34	57.05	74.00	-16.95	Peak

802.11ax40			
Test Channel:	**5190MHz**	**Ant. Polar. :**	**Horizontal_Average**

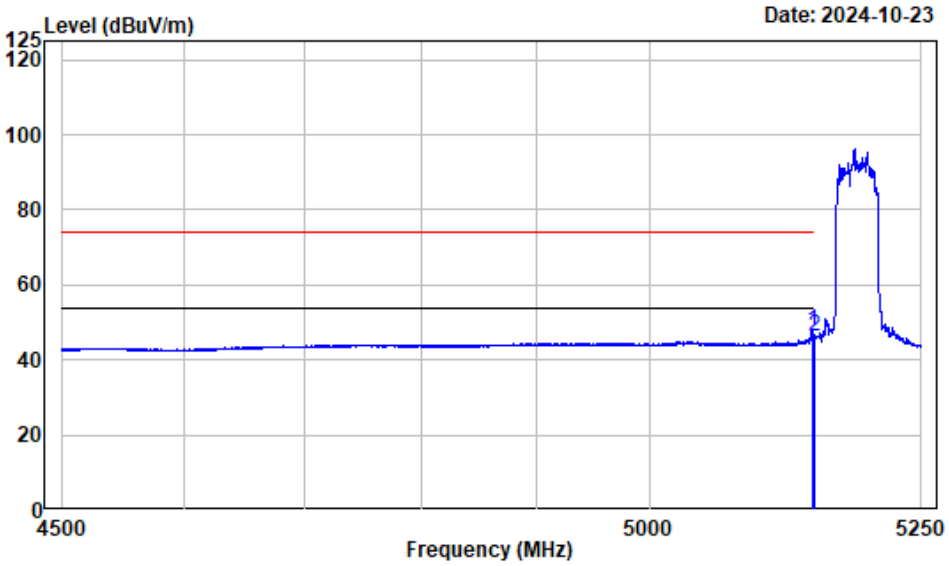

Condition : Horizontal
Project No.: 2401Y48404E-RF
Tester : Zenos Qiao
Note : 5GWiFi-Band1-AX40-5190

	Freq	Factor	Read Level	Level	Limit Line	Over Limit	Remark
	MHz	dB/m	dBuV	dBuV/m	dBuV/m	dB	
1	5148.456	2.71	45.03	47.74	54.00	-6.26	Average
2	5150.000	2.71	43.58	46.29	54.00	-7.71	Average

802.11ax40			
Test Channel:	**5190MHz**	**Ant. Polar. :**	**Vertical_Peak**

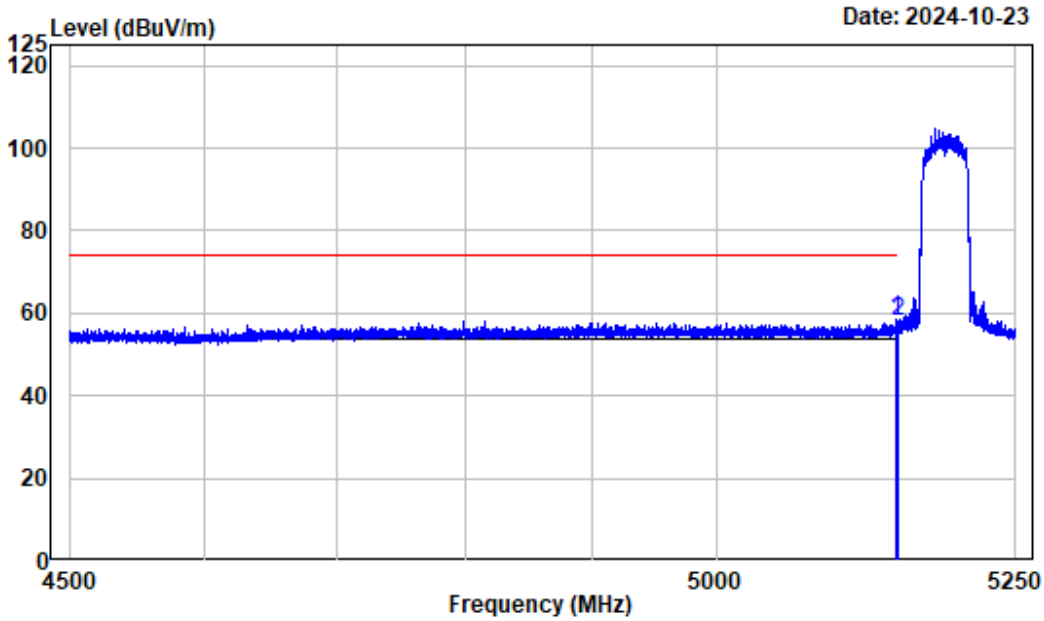

Condition : Vertical
Project No.: 2401Y48404E-RF
Tester : Zenos Qiao
Note : 5GWiFi-Band1-AX40-5190

	Freq	Factor	Read Level	Level	Limit Line	Over Limit	Remark
	MHz	dB/m	dBuV	dBuV/m	dBuV/m	dB	
1	5148.550	2.71	55.94	58.65	74.00	-15.35	Peak
2	5150.000	2.71	55.48	58.19	74.00	-15.81	Peak

802.11ax40			
Test Channel:	**5190MHz**	**Ant. Polar. :**	**Vertical_Average**

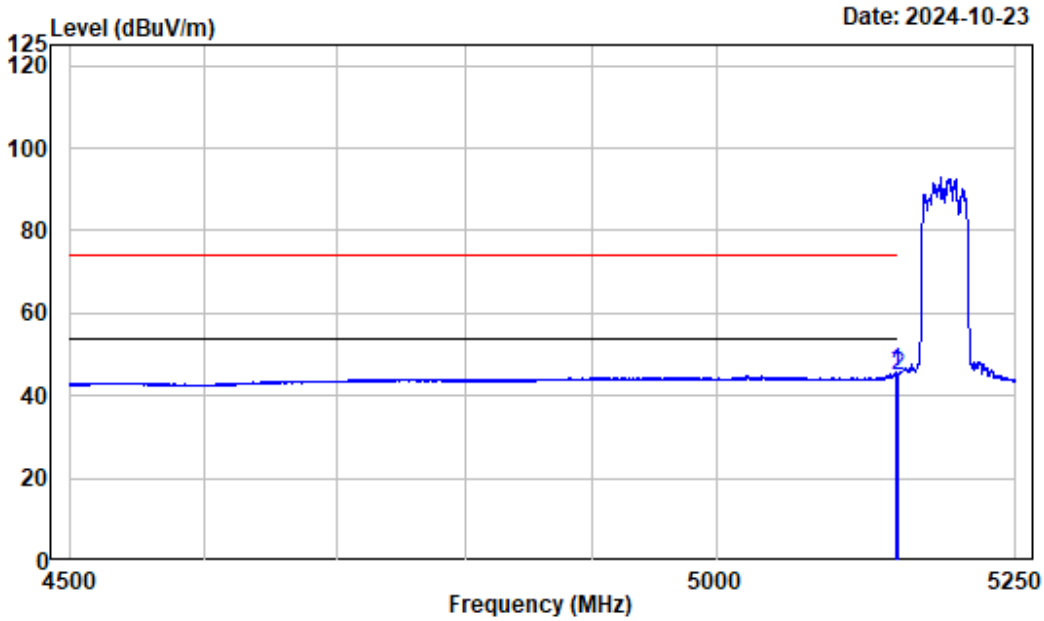

Condition : Vertical
Project No.: 2401Y48404E-RF
Tester : Zenos Qiao
Note : 5GWiFi-Band1-AX40-5190

	Freq	Factor	Read Level	Level	Limit Line	Over Limit	Remark
	MHz	dB/m	dBuV	dBuV/m	dBuV/m	dB	
1	5149.394	2.71	43.24	45.95	54.00	-8.05	Average
2	5150.000	2.71	42.25	44.96	54.00	-9.04	Average

802.11ax40			
Test Channel:	**5230MHz**	**Ant. Polar. :**	**Horizontal_Peak**

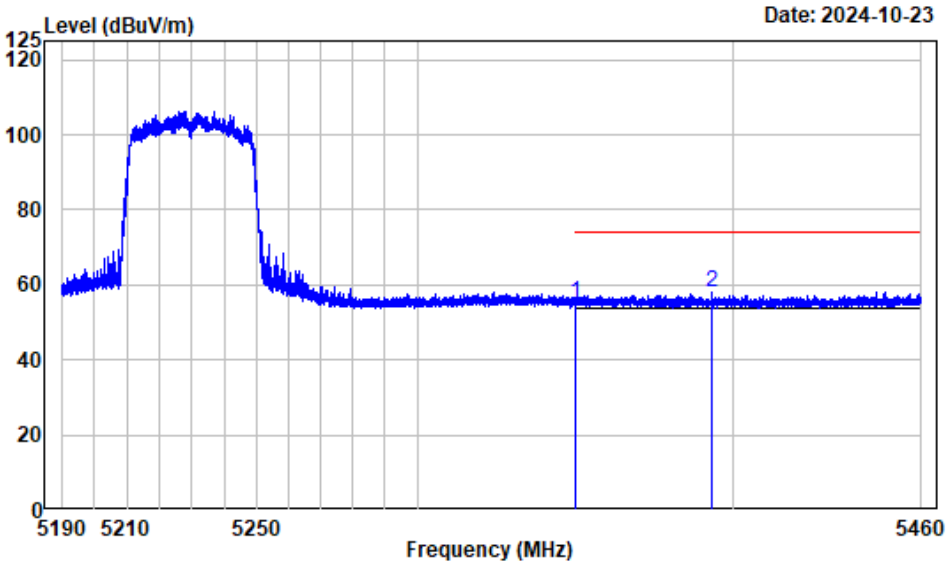

Condition : Horizontal
Project No.: 2401Y48404E-RF
Tester : Zenos Qiao
Note : 5GWiFi-Band1-AX40-5230

	Freq	Factor	Read Level	Level	Limit Line	Over Limit	Remark
	MHz	dB/m	dBuV	dBuV/m	dBuV/m	dB	
1	5350.000	2.90	52.39	55.29	74.00	-18.71	Peak
2	5393.200	2.98	54.95	57.93	74.00	-16.07	Peak

802.11ax40			
Test Channel:	**5230MHz**	**Ant. Polar. :**	**Horizontal_Average**

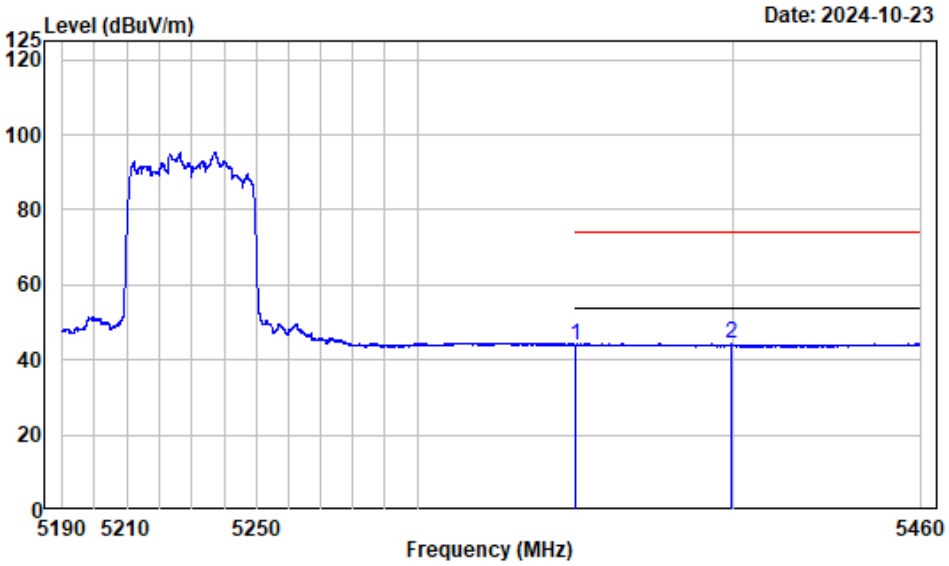

Condition : Horizontal
Project No.: 2401Y48404E-RF
Tester : Zenos Qiao
Note : 5GWiFi-Band1-AX40-5230

	Freq	Factor	Read Level	Level	Limit Line	Over Limit	Remark
	MHz	dB/m	dBuV	dBuV/m	dBuV/m	dB	
1	5350.000	2.90	41.13	44.03	54.00	-9.97	Average
2	5399.377	2.99	41.23	44.22	54.00	-9.78	Average

802.11ax40			
Test Channel:	**5230MHz**	**Ant. Polar. :**	**Vertical_Peak**

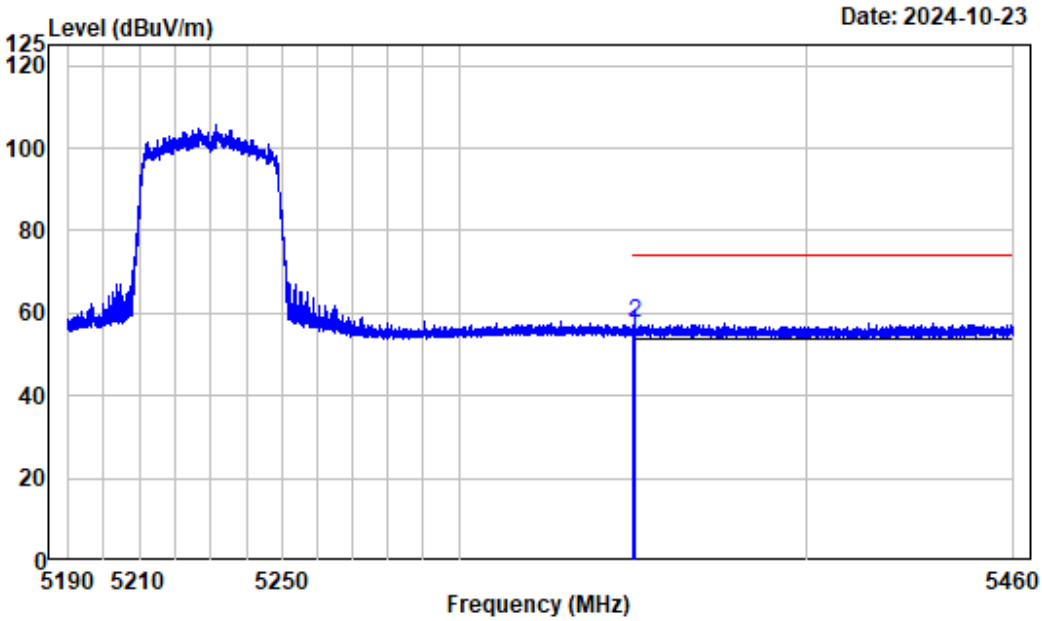

Condition : Vertical
Project No.: 2401Y48404E-RF
Tester : Zenos Qiao
Note : 5GWiFi-Band1-AX40-5230

	Freq	Factor	Read Level	Level	Limit Line	Over Limit	Remark
	MHz	dB/m	dBuV	dBuV/m	dBuV/m	dB	
1	5350.000	2.90	52.35	55.25	74.00	-18.75	Peak
2	5350.265	2.90	54.54	57.44	74.00	-16.56	Peak

802.11ax40			
Test Channel:	**5230MHz**	**Ant. Polar. :**	**Vertical_Average**

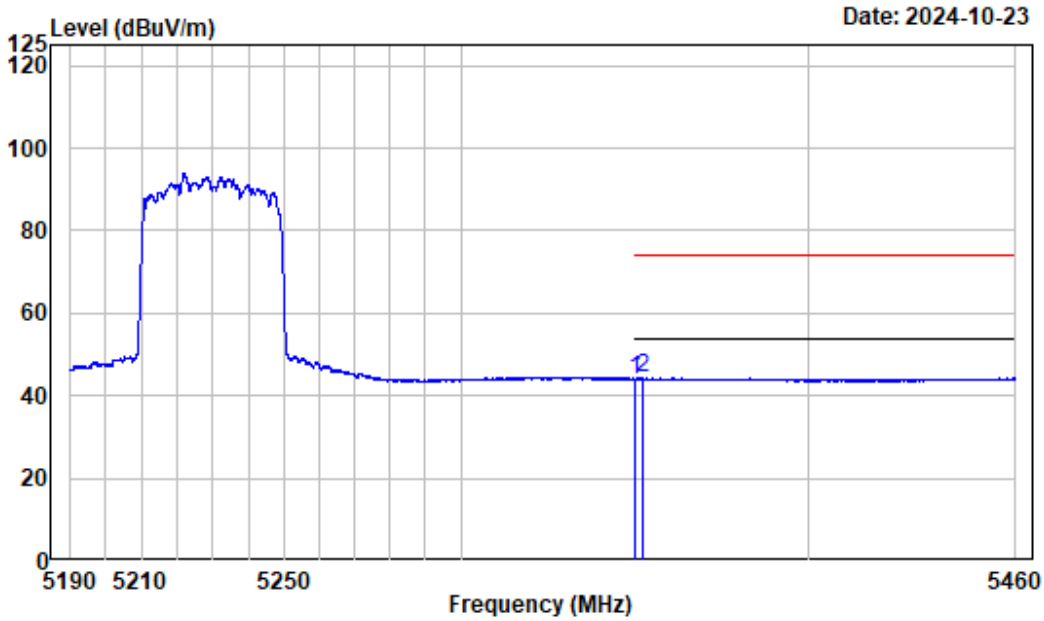

Condition : Vertical
Project No.: 2401Y48404E-RF
Tester : Zenos Qiao
Note : 5GWiFi-Band1-AX40-5230

	Freq	Factor	Read Level	Level	Limit Line	Over Limit	Remark
	MHz	dB/m	dBuV	dBuV/m	dBuV/m	dB	
1	5350.000	2.90	41.10	44.00	54.00	-10.00	Average
2	5351.953	2.91	41.33	44.24	54.00	-9.76	Average

802.11ax80			
Test Channel:	**5210MHz**	**Ant. Polar. :**	**Horizontal_Peak**

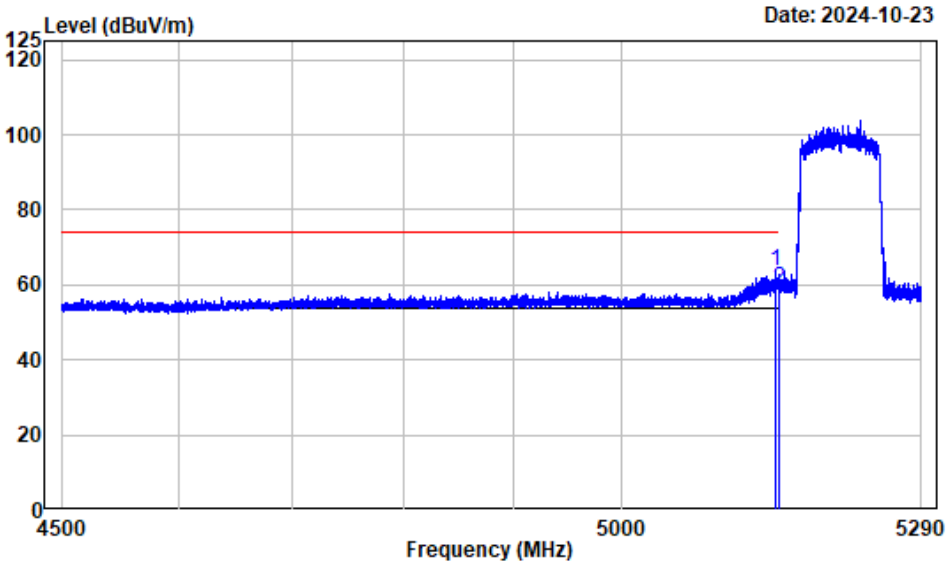

Condition : Horizontal
Project No.: 2401Y48404E-RF
Tester : Zenos Qiao
Note : 5GWiFi-Band1-AX80-5210

	Freq	Factor	Read Level	Level	Limit Line	Over Limit	Remark
	MHz	dB/m	dBuV	dBuV/m	dBuV/m	dB	
1	5147.387	2.70	61.02	63.72	74.00	-10.28	Peak
2	5150.000	2.71	56.29	59.00	74.00	-15.00	Peak

802.11ax80			
Test Channel:	**5210MHz**	**Ant. Polar. :**	**Horizontal_Average**

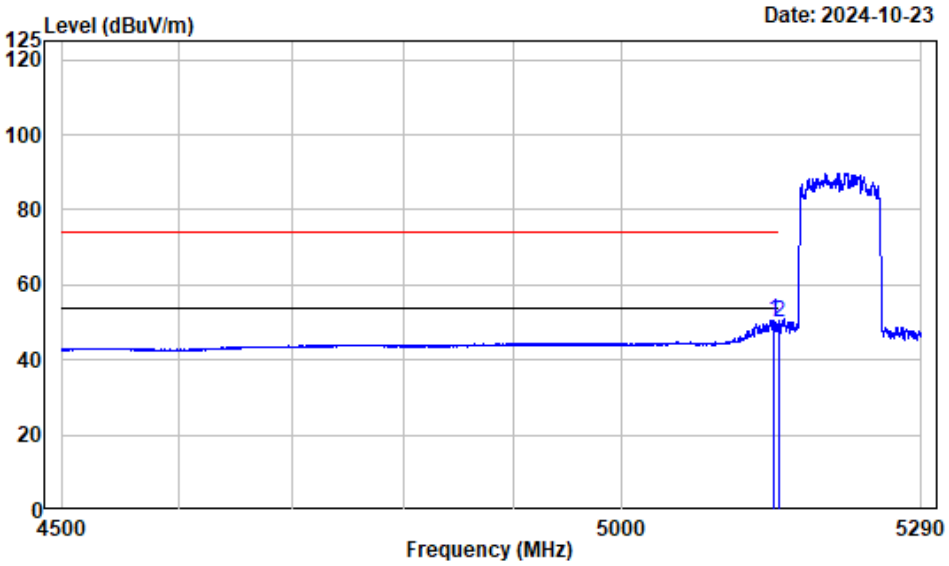

Condition : Horizontal
Project No.: 2401Y48404E-RF
Tester : Zenos Qiao
Note : 5GWiFi-Band1-AX80-5210

	Freq	Factor	Read Level	Level	Limit Line	Over Limit	Remark
	MHz	dB/m	dBuV	dBuV/m	dBuV/m	dB	
1	5145.807	2.70	47.86	50.56	54.00	-3.44	Average
2	5150.000	2.71	47.34	50.05	54.00	-3.95	Average

802.11ax80			
Test Channel:	**5210MHz**	**Ant. Polar. :**	**Vertical_Peak**

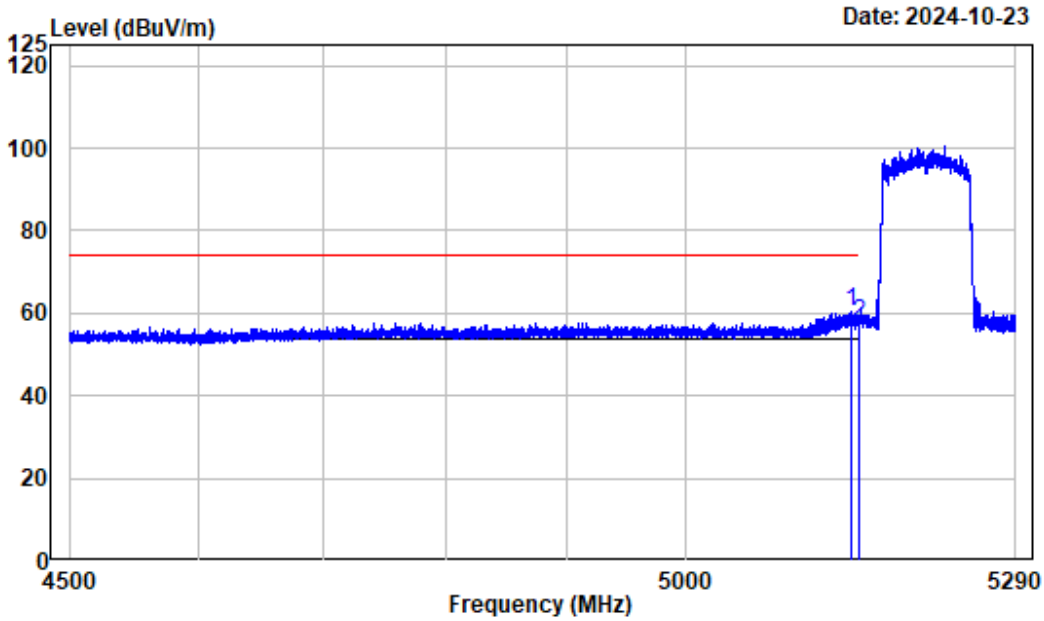

Condition : Vertical
Project No.: 2401Y48404E-RF
Tester : Zenos Qiao
Note : 5GWiFi-Band1-AX80-5210

	Freq	Factor	Read Level	Level	Limit Line	Over Limit	Remark
	MHz	dB/m	dBuV	dBuV/m	dBuV/m	dB	
1	5143.042	2.70	57.65	60.35	74.00	-13.65	Peak
2	5150.000	2.71	54.81	57.52	74.00	-16.48	Peak

802.11ax80			
Test Channel:	**5210MHz**	**Ant. Polar. :**	**Vertical_Average**

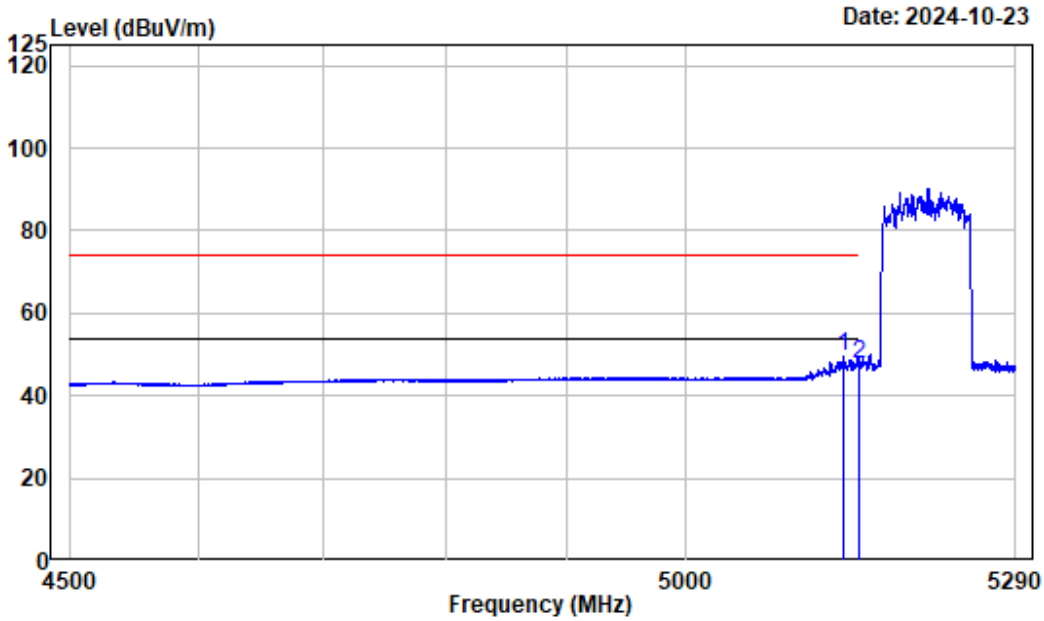

Condition : Vertical
Project No.: 2401Y48404E-RF
Tester : Zenos Qiao
Note : 5GWiFi-Band1-AX80-5210

	Freq	Factor	Read Level	Level	Limit Line	Over Limit	Remark
	MHz	dB/m	dBuV	dBuV/m	dBuV/m	dB	
1	5137.116	2.71	46.70	49.41	54.00	-4.59	Average
2	5150.000	2.71	44.83	47.54	54.00	-6.46	Average

802.11ax80			
Test Channel:	**5210MHz**	**Ant. Polar. :**	**Horizontal_Peak**

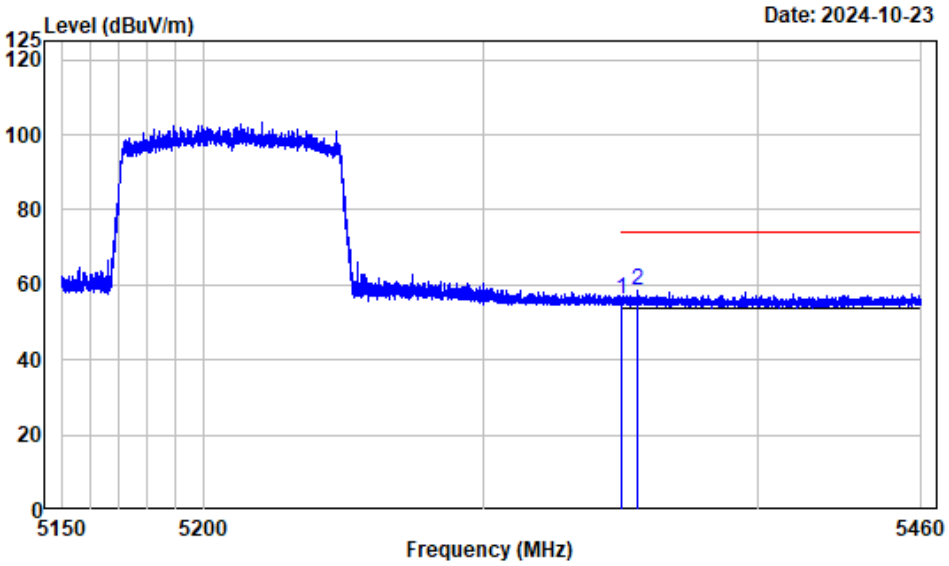

Condition : Horizontal
Project No.: 2401Y48404E-RF
Tester : Zenos Qiao
Note : 5GWiFi-Band1-AX80-5210

	Freq	Factor	Read Level	Level	Limit Line	Over Limit	Remark
	MHz	dB/m	dBuV	dBuV/m	dBuV/m	dB	
1	5350.000	2.90	53.05	55.95	74.00	-18.05	Peak
2	5355.478	2.92	55.50	58.42	74.00	-15.58	Peak

802.11ax80			
Test Channel:	**5210MHz**	**Ant. Polar. :**	**Horizontal_Average**

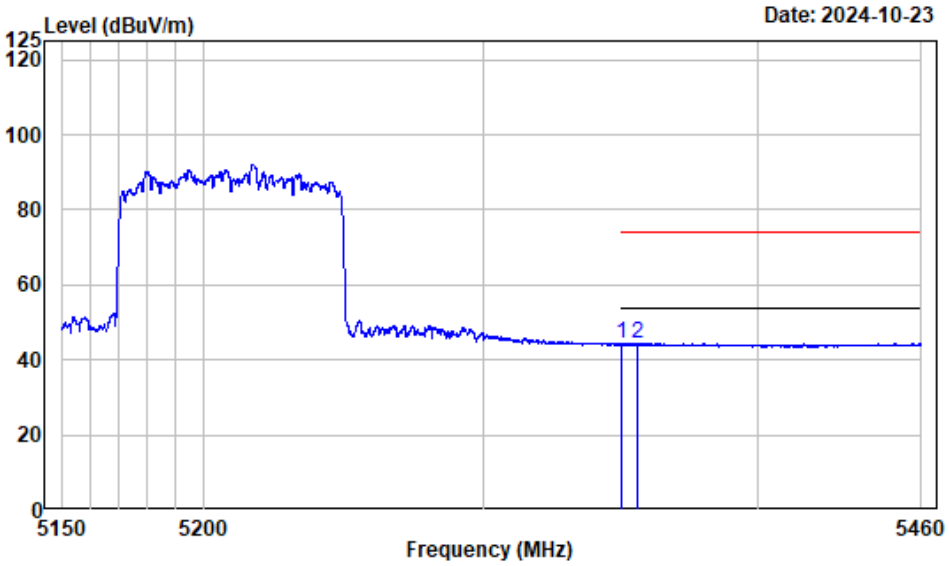

Condition : Horizontal
Project No.: 2401Y48404E-RF
Tester : Zenos Qiao
Note : 5GWiFi-Band1-AX80-5210

	Freq	Factor	Read Level	Level	Limit Line	Over Limit	Remark
	MHz	dB/m	dBuV	dBuV/m	dBuV/m	dB	
1	5350.000	2.90	41.34	44.24	54.00	-9.76	Average
2	5355.866	2.92	41.41	44.33	54.00	-9.67	Average

802.11ax80			
Test Channel:	**5210MHz**	**Ant. Polar. :**	**Vertical_Peak**

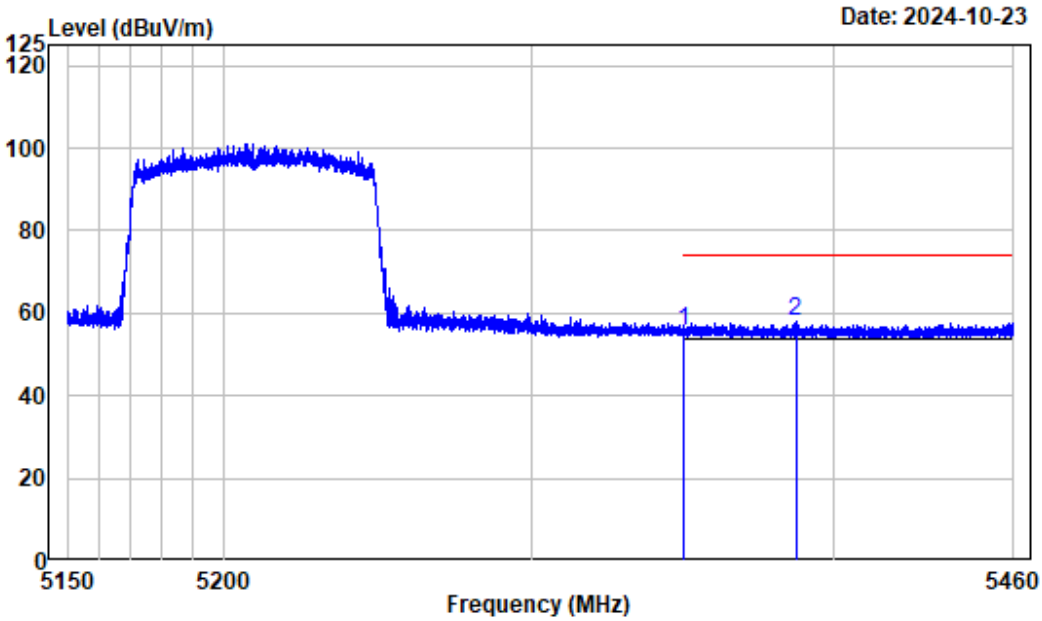

Condition : Vertical
Project No.: 2401Y48404E-RF
Tester : Zenos Qiao
Note : 5GWiFi-Band1-AX80-5210

	Freq	Factor	Read Level	Level	Limit Line	Over Limit	Remark
	MHz	dB/m	dBuV	dBuV/m	dBuV/m	dB	
1	5350.000	2.90	52.58	55.48	74.00	-18.52	Peak
2	5387.024	2.96	55.05	58.01	74.00	-15.99	Peak

802.11ax80			
Test Channel:	**5210MHz**	**Ant. Polar. :**	**Vertical_Average**

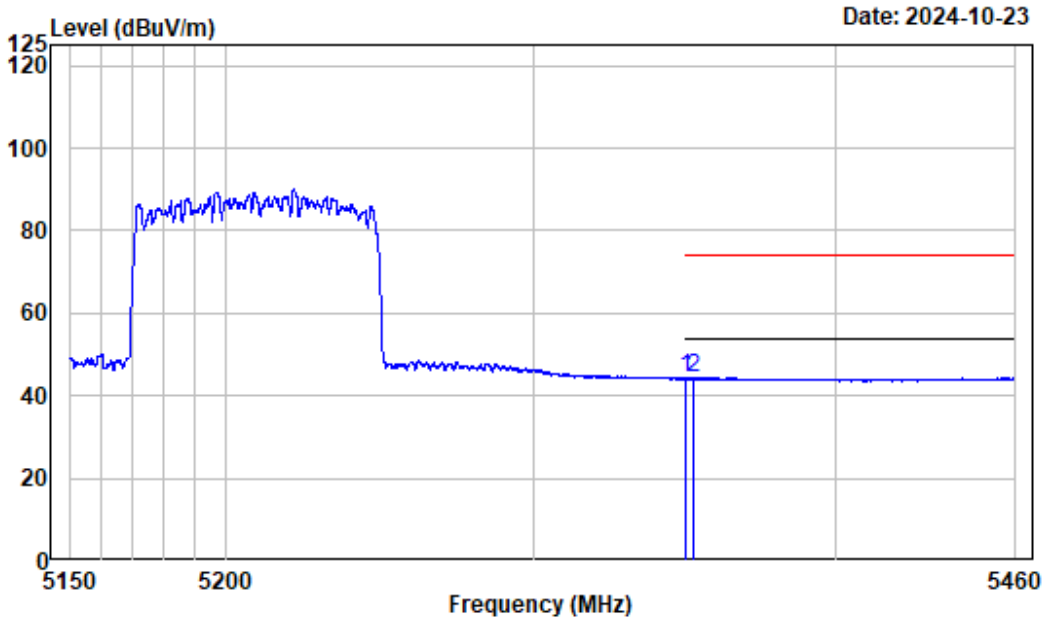

Condition : Vertical
Project No.: 2401Y48404E-RF
Tester : Zenos Qiao
Note : 5GWiFi-Band1-AX80-5210

	Freq	Factor	Read Level	Level	Limit Line	Over Limit	Remark
	MHz	dB/m	dBuV	dBuV/m	dBuV/m	dB	
1	5350.000	2.90	41.24	44.14	54.00	-9.86	Average
2	5352.300	2.91	41.45	44.36	54.00	-9.64	Average

5250-5350MHz :

802.11a_ ANT 0			
Test Channel:	**5260MHz**	**Ant. Polar. :**	**Horizontal_Peak**

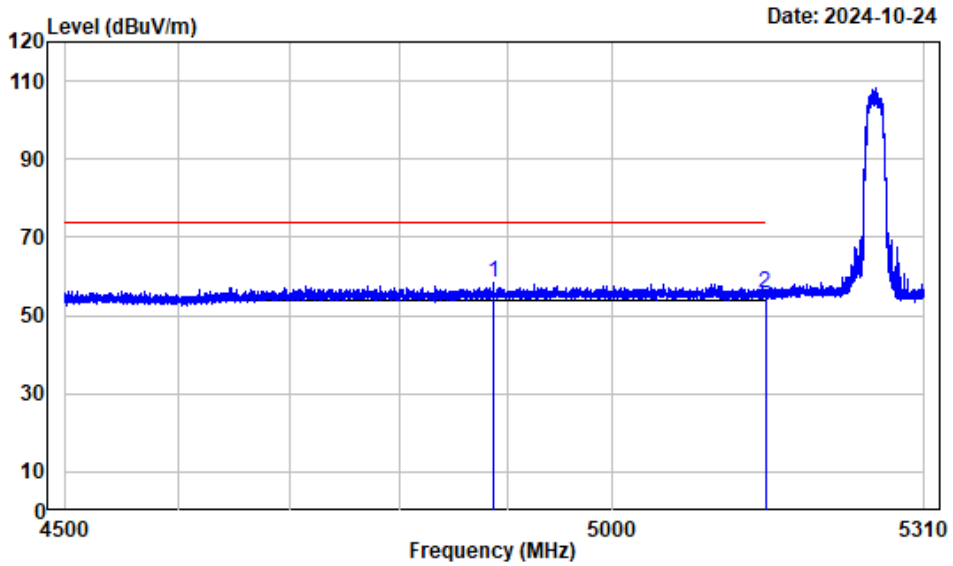

Condition : Horizontal
Project No.: 2401Y48404E-RF
Tester : Zenos Qiao
Note : 5GWiFi-ANT0-Band2-A-5260

	Freq	Factor	Read Level	Level	Limit Line	Over Limit	Remark
	MHz	dB/m	dBuV	dBuV/m	dBuV/m	dB	
1	4887.330	2.60	55.82	58.42	74.00	-15.58	Peak
2	5150.000	2.71	53.20	55.91	74.00	-18.09	Peak

802.11a_ ANT 0			
Test Channel:	**5260MHz**	**Ant. Polar. :**	**Horizontal_Average**

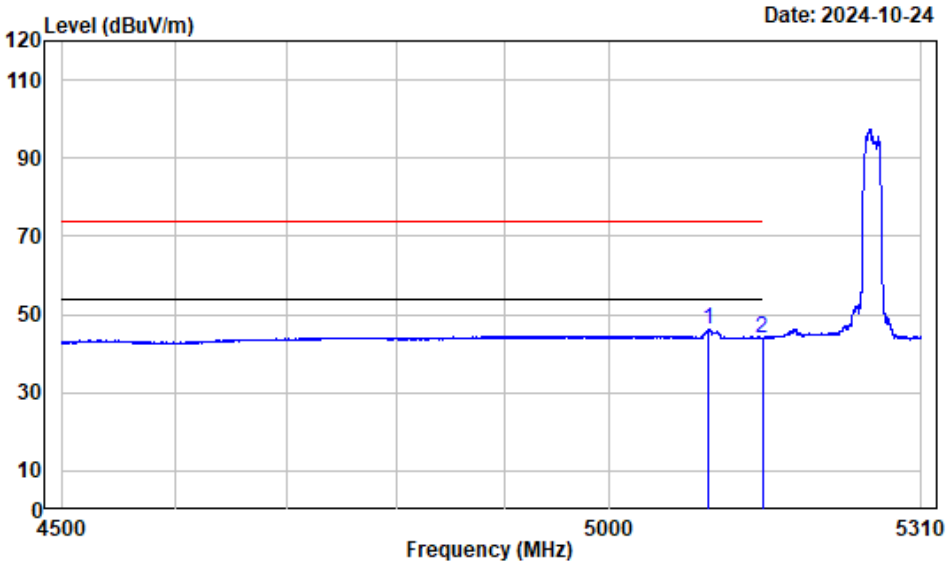

Condition : Horizontal
Project No.: 2401Y48404E-RF
Tester : Zenos Qiao
Note : 5GWiFi-ANT0-Band2-A-5260

	Freq	Factor	Read Level	Level	Limit Line	Over Limit	Remark
	MHz	dB/m	dBuV	dBuV/m	dBuV/m	dB	
1	5097.551	2.73	43.54	46.27	54.00	-7.73	Average
2	5150.000	2.71	41.29	44.00	54.00	-10.00	Average

802.11a_ ANT 0			
Test Channel:	**5260MHz**	**Ant. Polar. :**	**Vertical_Peak**

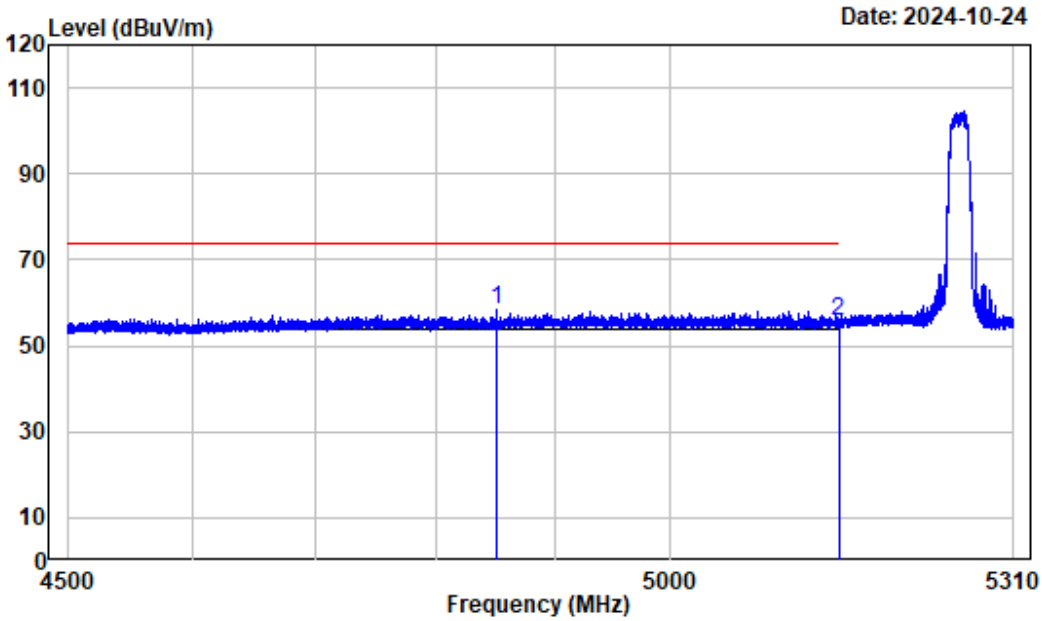

Condition : Vertical
Project No.: 2401Y48404E-RF
Tester : Zenos Qiao
Note : 5GWiFi-ANT0-Band2-A-5260

	Freq	Factor	Read Level	Level	Limit Line	Over Limit	Remark
	MHz	dB/m	dBuV	dBuV/m	dBuV/m	dB	
1	4851.584	2.49	55.81	58.30	74.00	-15.70	Peak
2	5150.000	2.71	53.19	55.90	74.00	-18.10	Peak

802.11a_ ANT 0			
Test Channel:	**5260MHz**	**Ant. Polar. :**	**Vertical_Average**

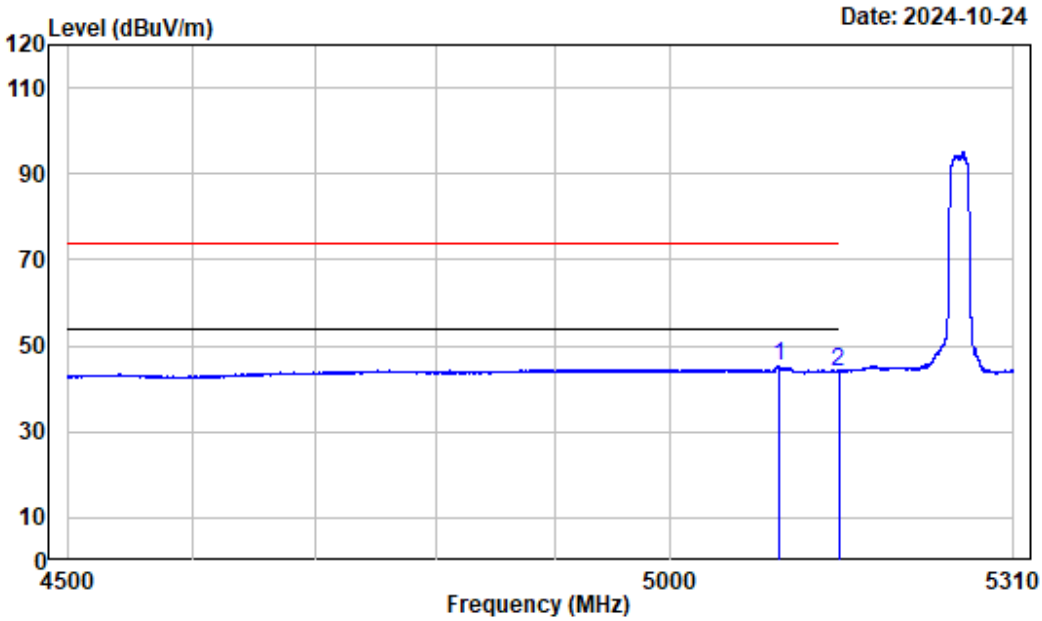

Condition : Vertical
Project No.: 2401Y48404E-RF
Tester : Zenos Qiao
Note : 5GWiFi-ANT0-Band2-A-5260

	Freq	Factor	Read Level	Level	Limit Line	Over Limit	Remark
	MHz	dB/m	dBuV	dBuV/m	dBuV/m	dB	
1	5096.437	2.73	42.44	45.17	54.00	-8.83	Average
2	5150.000	2.71	41.37	44.08	54.00	-9.92	Average

802.11a_ ANT 0			
Test Channel:	**5320MHz**	**Ant. Polar. :**	**Horizontal_Peak**

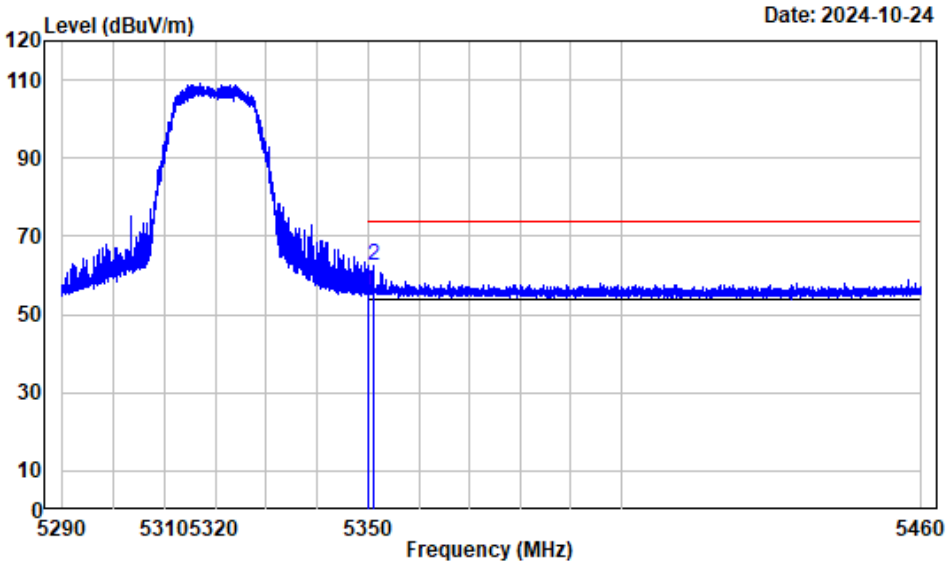

Condition : Horizontal
Project No.: 2401Y48404E-RF
Tester : Zenos Qiao
Note : 5GWiFi-ANT0-Band2-A-5320

	Freq	Factor	Read Level	Level	Limit Line	Over Limit	Remark
	MHz	dB/m	dBuV	dBuV/m	dBuV/m	dB	
1	5350.000	2.90	52.85	55.75	74.00	-18.25	Peak
2	5351.187	2.90	59.60	62.50	74.00	-11.50	Peak

802.11a_ ANT 0			
Test Channel:	**5320MHz**	**Ant. Polar. :**	**Horizontal_Average**

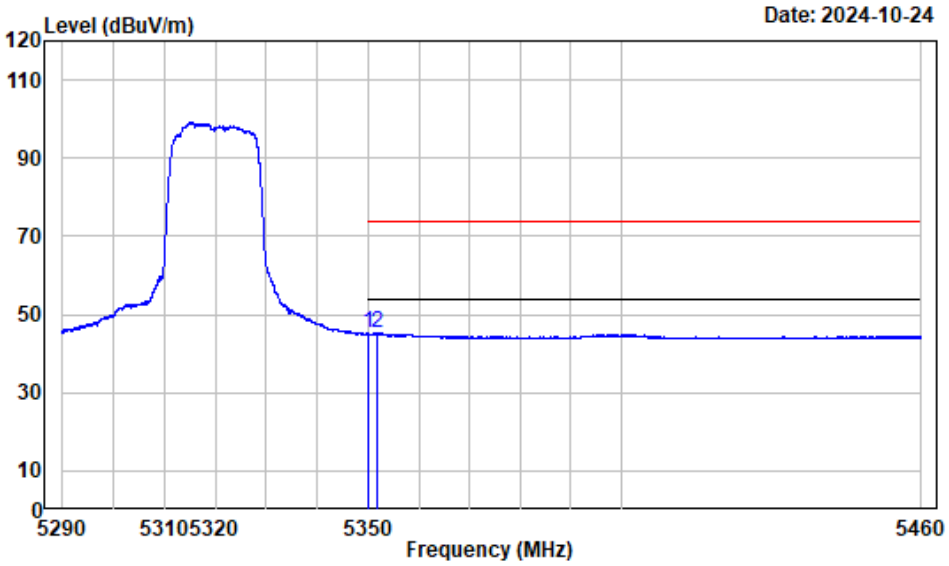

Condition : Horizontal
Project No.: 2401Y48404E-RF
Tester : Zenos Qiao
Note : 5GWiFi-ANT0-Band2-A-5320

	Freq	Factor	Read Level	Level	Limit Line	Over Limit	Remark
	MHz	dB/m	dBuV	dBuV/m	dBuV/m	dB	
1	5350.000	2.90	42.17	45.07	54.00	-8.93	Average
2	5351.739	2.91	42.31	45.22	54.00	-8.78	Average

802.11a_ ANT 0			
Test Channel:	**5320MHz**	**Ant. Polar. :**	**Vertical_Peak**

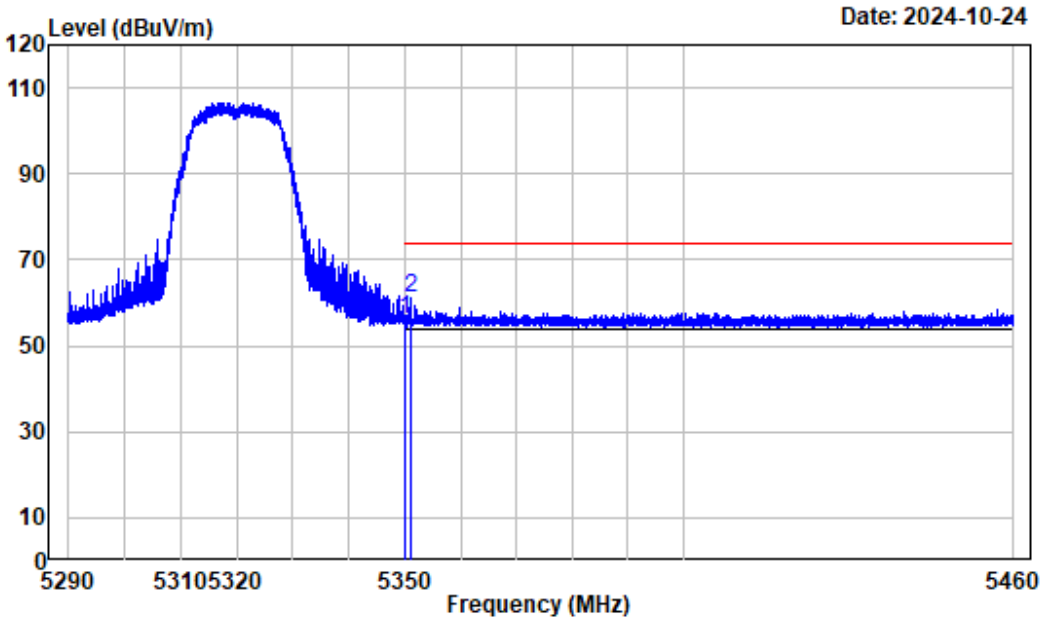

Condition : Vertical
Project No.: 2401Y48404E-RF
Tester : Zenos Qiao
Note : 5GWiFi-ANT0-Band2-A-5320

	Freq	Factor	Read Level	Level	Limit Line	Over Limit	Remark
	MHz	dB/m	dBuV	dBuV/m	dBuV/m	dB	
1	5350.000	2.90	53.06	55.96	74.00	-18.04	Peak
2	5351.187	2.90	58.18	61.08	74.00	-12.92	Peak

802.11a_ ANT 0			
Test Channel:	**5320MHz**	**Ant. Polar. :**	**Vertical_Average**

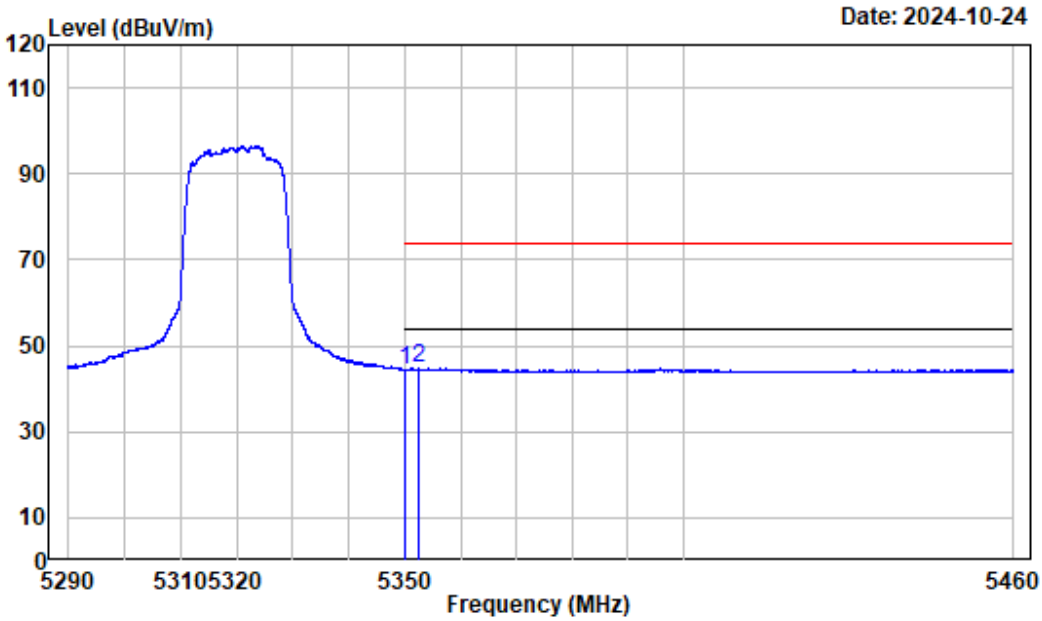

Condition : Vertical
Project No.: 2401Y48404E-RF
Tester : Zenos Qiao
Note : 5GWiFi-ANT0-Band2-A-5320

	Freq	Factor	Read Level	Level	Limit Line	Over Limit	Remark
	MHz	dB/m	dBuV	dBuV/m	dBuV/m	dB	
1	5350.000	2.90	41.61	44.51	54.00	-9.49	Average
2	5352.504	2.92	41.80	44.72	54.00	-9.28	Average

802.11a_ ANT 1			
Test Channel:	**5260MHz**	**Ant. Polar. :**	**Horizontal_Peak**

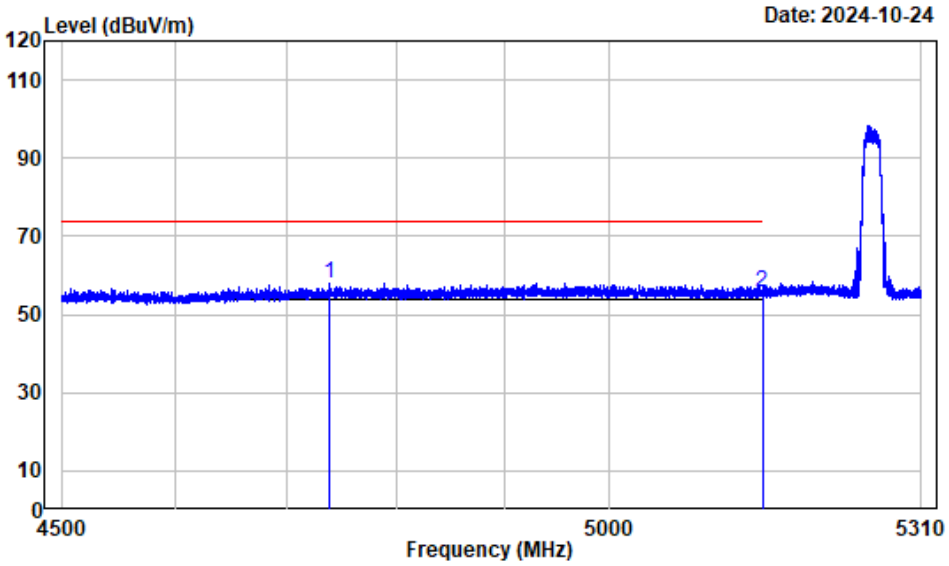

Condition : Horizontal
Project No.: 2401Y48404E-RF
Tester : Zenos Qiao
Note : 5GWiFi-ANT1-Band2-A-5260

	Freq	Factor	Read Level	Level	Limit Line	Over Limit	Remark
	MHz	dB/m	dBuV	dBuV/m	dBuV/m	dB	
1	4737.765	2.34	55.59	57.93	74.00	-16.07	Peak
2	5150.000	2.71	52.85	55.56	74.00	-18.44	Peak

802.11a_ ANT 1			
Test Channel:	**5260MHz**	**Ant. Polar. :**	**Horizontal_Average**

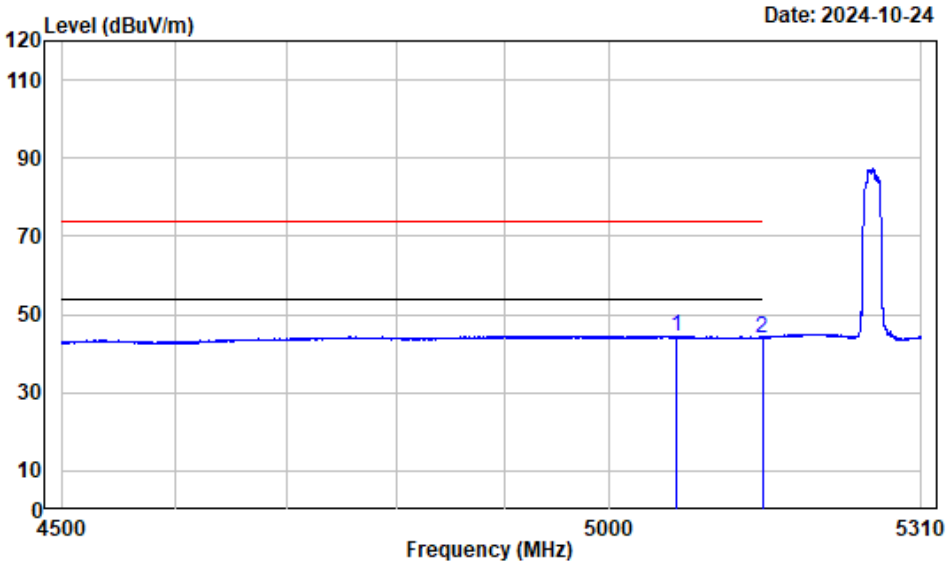

Condition : Horizontal
Project No.: 2401Y48404E-RF
Tester : Zenos Qiao
Note : 5GWiFi-ANT1-Band2-A-5260

	Freq	Factor	Read Level	Level	Limit Line	Over Limit	Remark
	MHz	dB/m	dBuV	dBuV/m	dBuV/m	dB	
1	5066.160	2.88	41.71	44.59	54.00	-9.41	Average
2	5150.000	2.71	41.38	44.09	54.00	-9.91	Average

802.11a_ ANT 1			
Test Channel:	**5260MHz**	**Ant. Polar. :**	**Vertical_Peak**

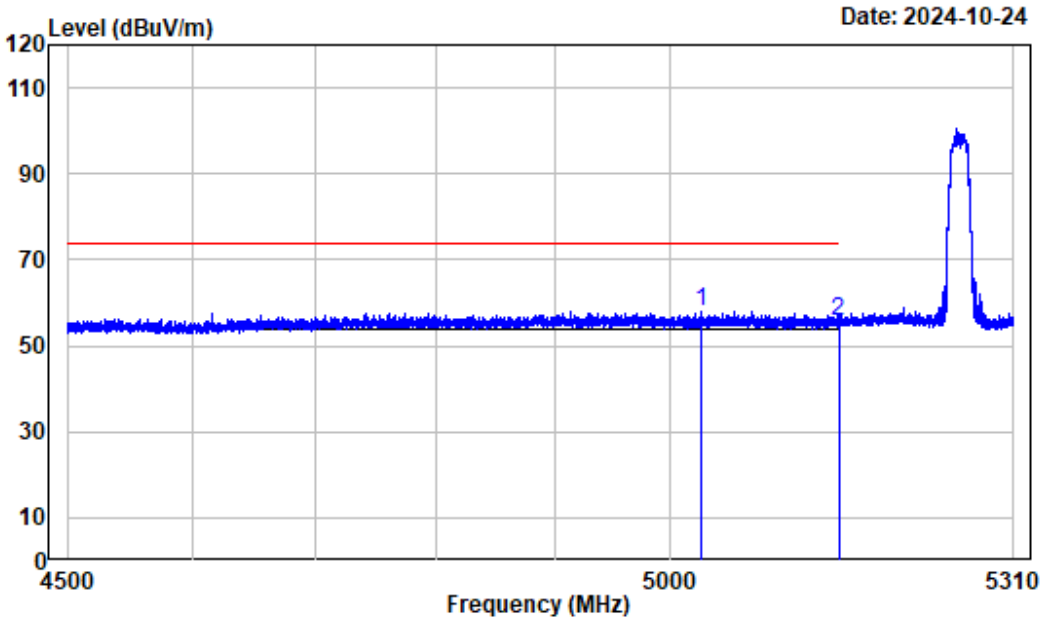

Condition : Vertical
Project No.: 2401Y48404E-RF
Tester : Zenos Qiao
Note : 5GWiFi-ANT1-Band2-A-5260

	Freq	Factor	Read Level	Level	Limit Line	Over Limit	Remark
	MHz	dB/m	dBuV	dBuV/m	dBuV/m	dB	
1	5028.085	2.96	55.07	58.03	74.00	-15.97	Peak
2	5150.000	2.71	53.01	55.72	74.00	-18.28	Peak

802.11a_ ANT 1			
Test Channel:	**5260MHz**	**Ant. Polar. :**	**Vertical_Average**

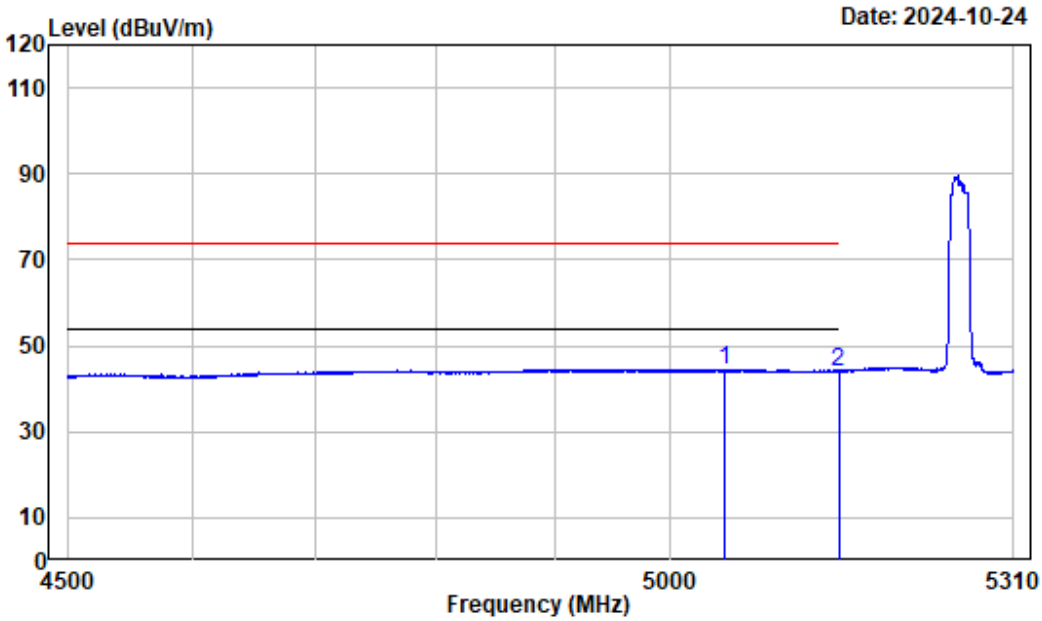

Condition : Vertical
Project No.: 2401Y48404E-RF
Tester : Zenos Qiao
Note : 5GWiFi-ANT1-Band2-A-5260

	Freq	Factor	Read Level	Level	Limit Line	Over Limit	Remark
	MHz	dB/m	dBuV	dBuV/m	dBuV/m	dB	
1	5048.641	2.95	41.59	44.54	54.00	-9.46	Average
2	5150.000	2.71	41.26	43.97	54.00	-10.03	Average

802.11a_ ANT 1			
Test Channel:	**5320MHz**	**Ant. Polar. :**	**Horizontal_Peak**

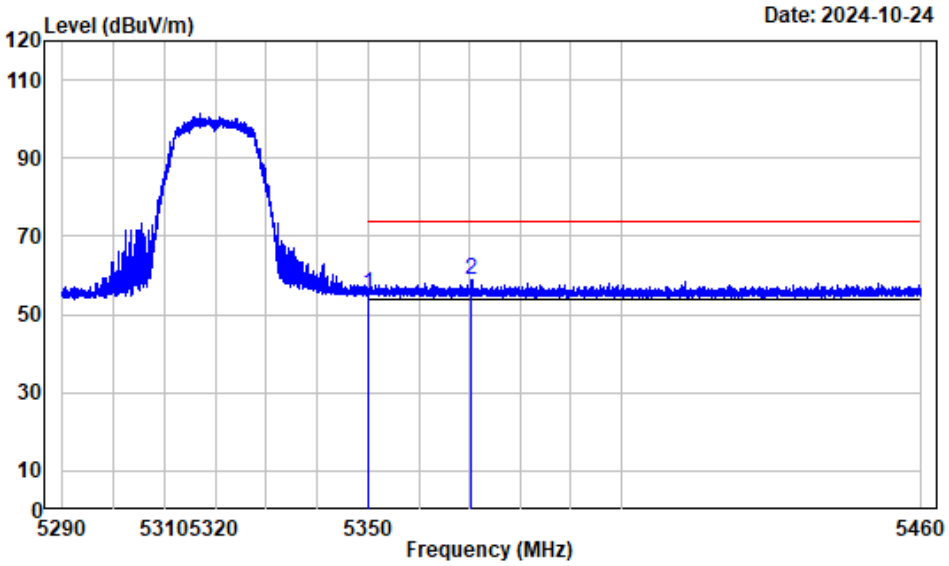

Condition : Horizontal
Project No.: 2401Y48404E-RF
Tester : Zenos Qiao
Note : 5GWiFi-ANT1-Band2-A-5320

	Freq	Factor	Read Level	Level	Limit Line	Over Limit	Remark
	MHz	dB/m	dBuV	dBuV/m	dBuV/m	dB	
1	5350.000	2.90	52.18	55.08	74.00	-18.92	Peak
2	5370.462	2.94	55.87	58.81	74.00	-15.19	Peak

802.11a_ ANT 1			
Test Channel:	**5320MHz**	**Ant. Polar. :**	**Horizontal_Average**

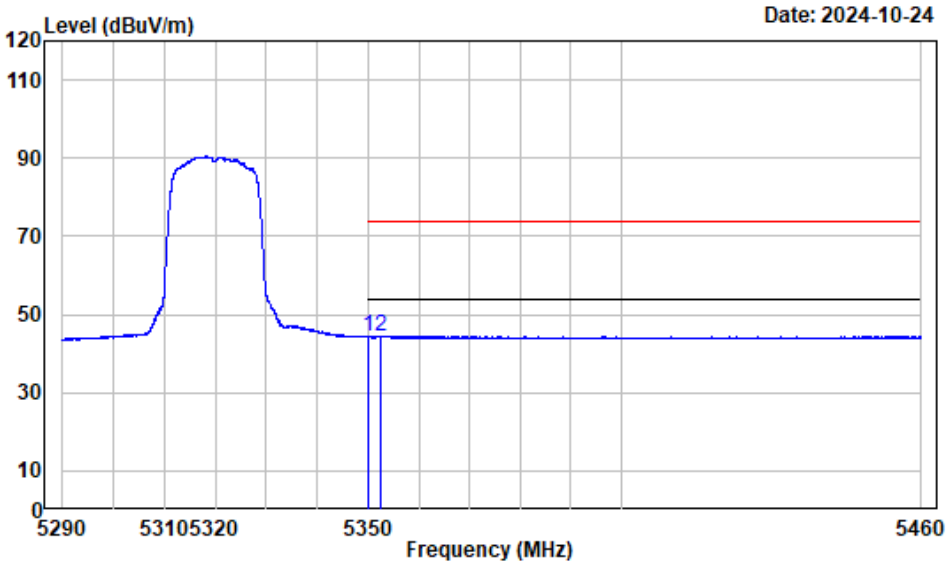

Condition : Horizontal
Project No.: 2401Y48404E-RF
Tester : Zenos Qiao
Note : 5GWiFi-ANT1-Band2-A-5320

	Freq	Factor	Read Level	Level	Limit Line	Over Limit	Remark
	MHz	dB/m	dBuV	dBuV/m	dBuV/m	dB	
1	5350.000	2.90	41.39	44.29	54.00	-9.71	Average
2	5352.504	2.92	41.60	44.52	54.00	-9.48	Average

802.11a_ ANT 1			
Test Channel:	**5320MHz**	**Ant. Polar. :**	**Vertical_Peak**

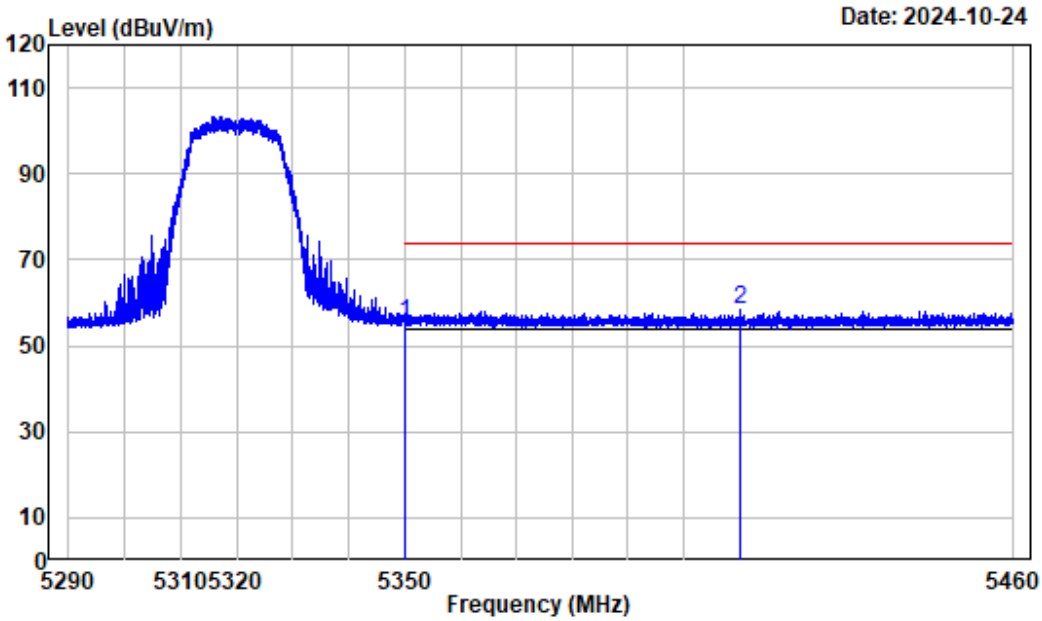

Condition : Vertical
Project No.: 2401Y48404E-RF
Tester : Zenos Qiao
Note : 5GWiFi-ANT1-Band2-A-5320

	Freq	Factor	Read Level	Level	Limit Line	Over Limit	Remark
	MHz	dB/m	dBuV	dBuV/m	dBuV/m	dB	
1	5350.000	2.90	52.17	55.07	74.00	-18.93	Peak
2	5410.502	3.00	55.40	58.40	74.00	-15.60	Peak

802.11a_ ANT 1			
Test Channel:	**5320MHz**	**Ant. Polar. :**	**Vertical_Average**

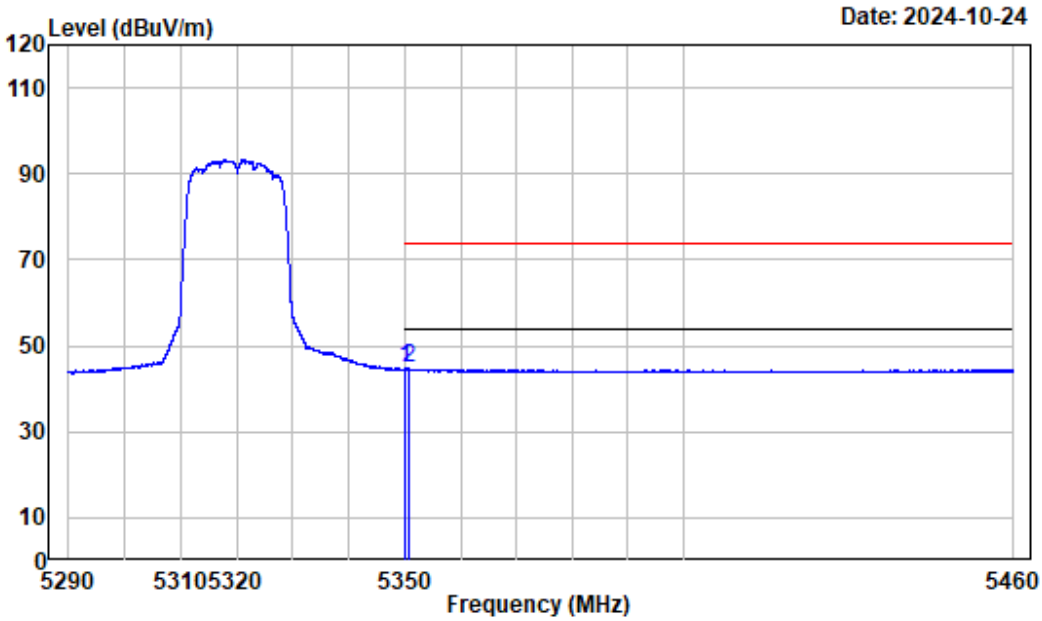

Condition : Vertical
Project No.: 2401Y48404E-RF
Tester : Zenos Qiao
Note : 5GWiFi-ANT1-Band2-A-5320

	Freq	Factor	Read Level	Level	Limit Line	Over Limit	Remark
	MHz	dB/m	dBuV	dBuV/m	dBuV/m	dB	
1	5350.000	2.90	41.71	44.61	54.00	-9.39	Average
2	5350.698	2.90	41.93	44.83	54.00	-9.17	Average

802.11ac20			
Test Channel:	**5260MHz**	**Ant. Polar. :**	**Horizontal_Peak**

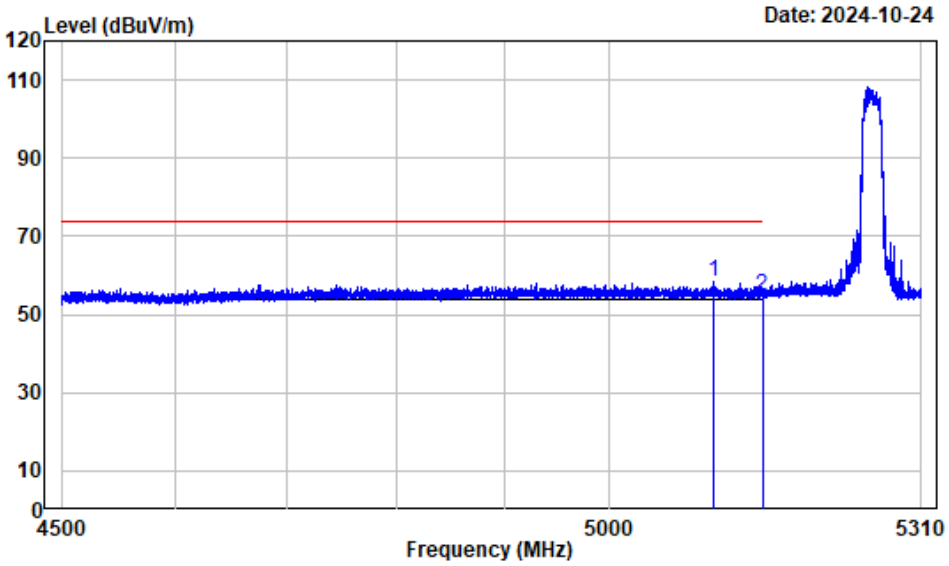

Condition : Horizontal
Project No.: 2401Y48404E-RF
Tester : Zenos Qiao
Note : 5GWiFi-Band2-AC20-5260

	Freq	Factor	Read Level	Level	Limit Line	Over Limit	Remark
	MHz	dB/m	dBuV	dBuV/m	dBuV/m	dB	
1	5101.399	2.72	55.65	58.37	74.00	-15.63	Peak
2	5150.000	2.71	52.08	54.79	74.00	-19.21	Peak

802.11ac20			
Test Channel:	**5260MHz**	**Ant. Polar. :**	**Horizontal_Average**

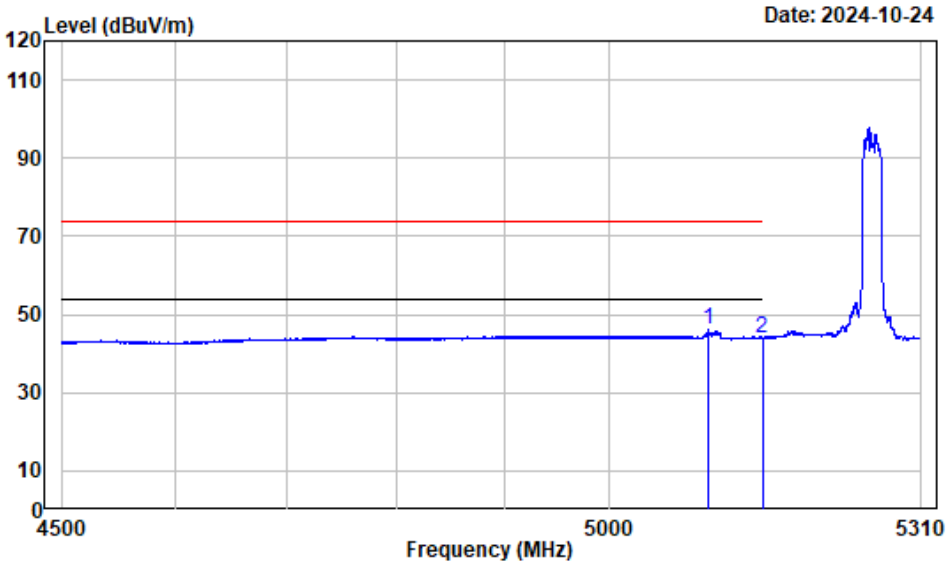

Condition : Horizontal
Project No.: 2401Y48404E-RF
Tester : Zenos Qiao
Note : 5GWiFi-Band2-AC20-5260

	Freq	Factor	Read Level	Level	Limit Line	Over Limit	Remark
	MHz	dB/m	dBuV	dBuV/m	dBuV/m	dB	
1	5097.146	2.73	43.36	46.09	54.00	-7.91	Average
2	5150.000	2.71	41.40	44.11	54.00	-9.89	Average

802.11ac20			
Test Channel:	**5260MHz**	**Ant. Polar. :**	**Vertical_Peak**

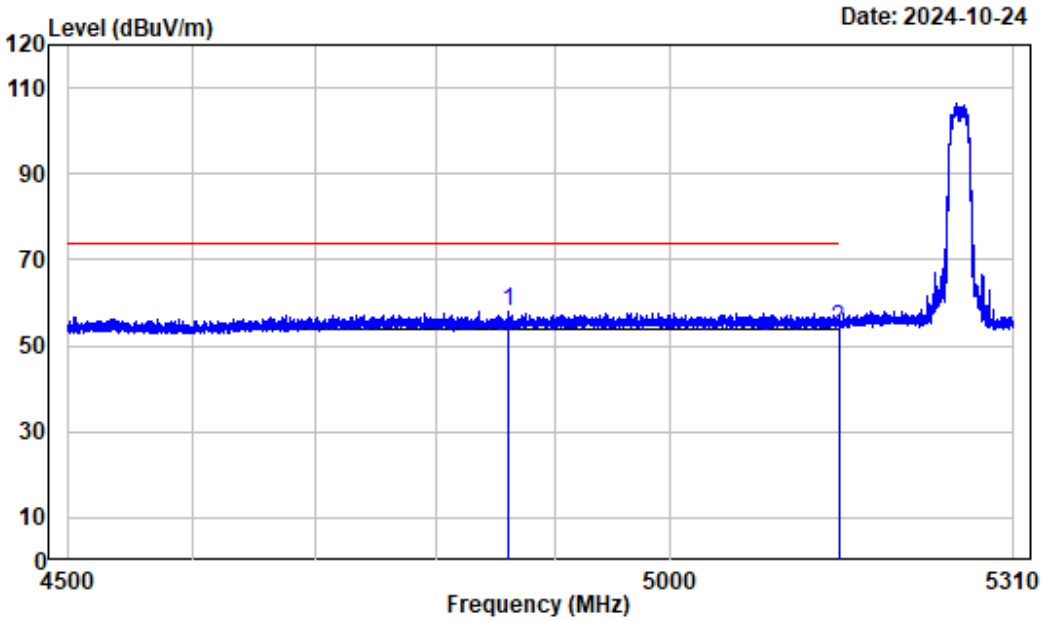

Condition : Vertical
Project No.: 2401Y48404E-RF
Tester : Zenos Qiao
Note : 5GWiFi-Band2-AC20-5260

	Freq	Factor	Read Level	Level	Limit Line	Over Limit	Remark
	MHz	dB/m	dBuV	dBuV/m	dBuV/m	dB	
1	4861.204	2.51	55.54	58.05	74.00	-15.95	Peak
2	5150.000	2.71	51.19	53.90	74.00	-20.10	Peak

802.11ac20			
Test Channel:	**5260MHz**	**Ant. Polar. :**	**Vertical_Average**

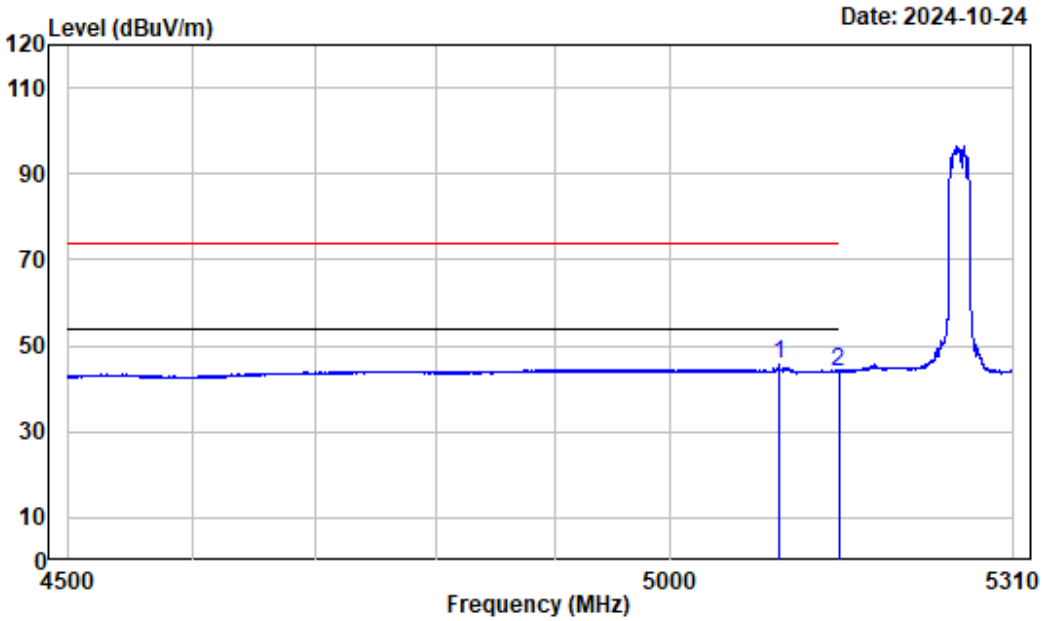

Condition : Vertical
Project No.: 2401Y48404E-RF
Tester : Zenos Qiao
Note : 5GWiFi-Band2-AC20-5260

	Freq	Factor	Read Level	Level	Limit Line	Over Limit	Remark
	MHz	dB/m	dBuV	dBuV/m	dBuV/m	dB	
1	5096.943	2.73	43.03	45.76	54.00	-8.24	Average
2	5150.000	2.71	41.24	43.95	54.00	-10.05	Average

802.11ac20			
Test Channel:	**5320MHz**	**Ant. Polar. :**	**Horizontal_Peak**

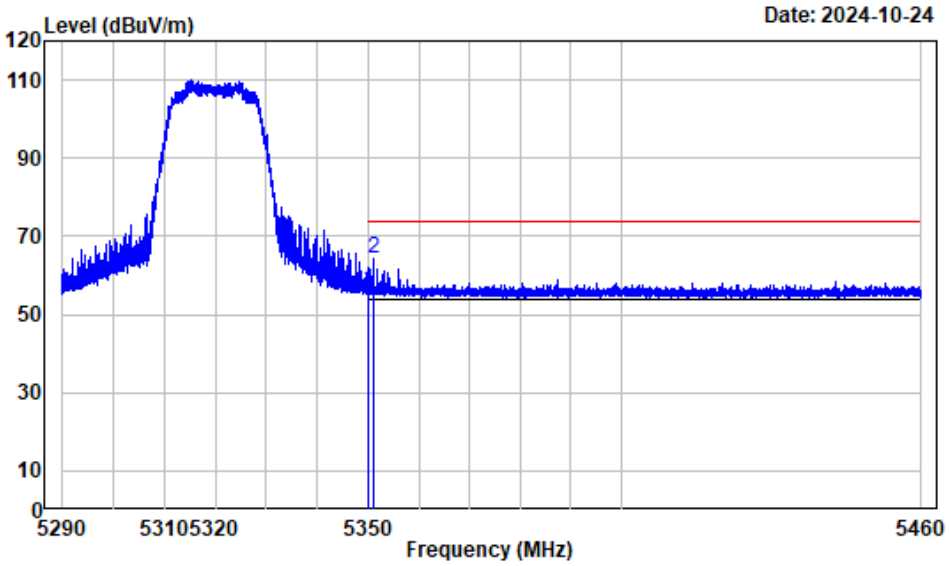

Condition : Horizontal
Project No.: 2401Y48404E-RF
Tester : Zenos Qiao
Note : 5GWiFi-Band2-AC20-5320

	Freq	Factor	Read Level	Level	Limit Line	Over Limit	Remark
	MHz	dB/m	dBuV	dBuV/m	dBuV/m	dB	
1	5350.000	2.90	53.12	56.02	74.00	-17.98	Peak
2	5350.953	2.90	61.36	64.26	74.00	-9.74	Peak

802.11ac20			
Test Channel:	**5320MHz**	**Ant. Polar. :**	**Horizontal_Average**

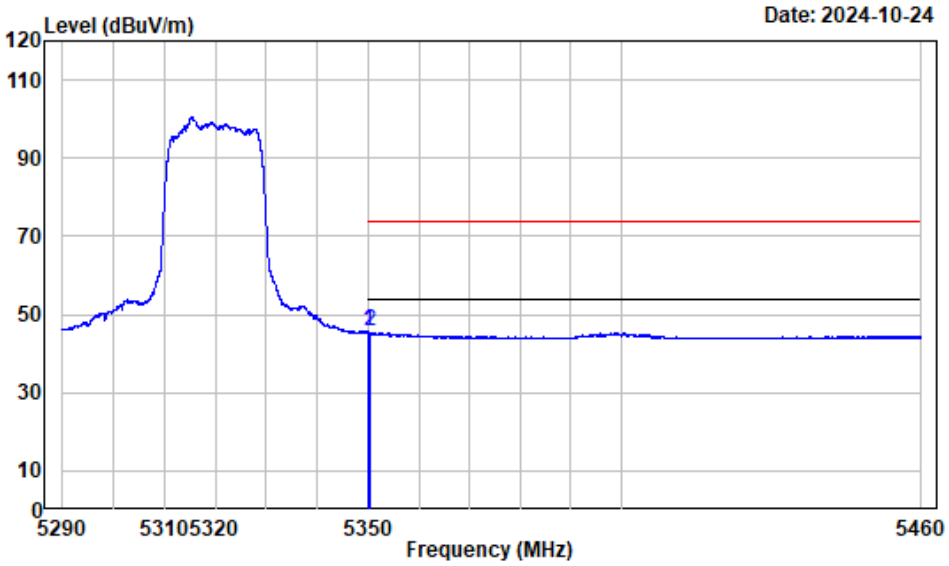

Condition : Horizontal
Project No.: 2401Y48404E-RF
Tester : Zenos Qiao
Note : 5GWiFi-Band2-AC20-5320

	Freq	Factor	Read Level	Level	Limit Line	Over Limit	Remark
	MHz	dB/m	dBuV	dBuV/m	dBuV/m	dB	
1	5350.000	2.90	42.82	45.72	54.00	-8.28	Average
2	5350.250	2.90	42.91	45.81	54.00	-8.19	Average

802.11ac20			
Test Channel:	**5320MHz**	**Ant. Polar. :**	**Vertical_Peak**

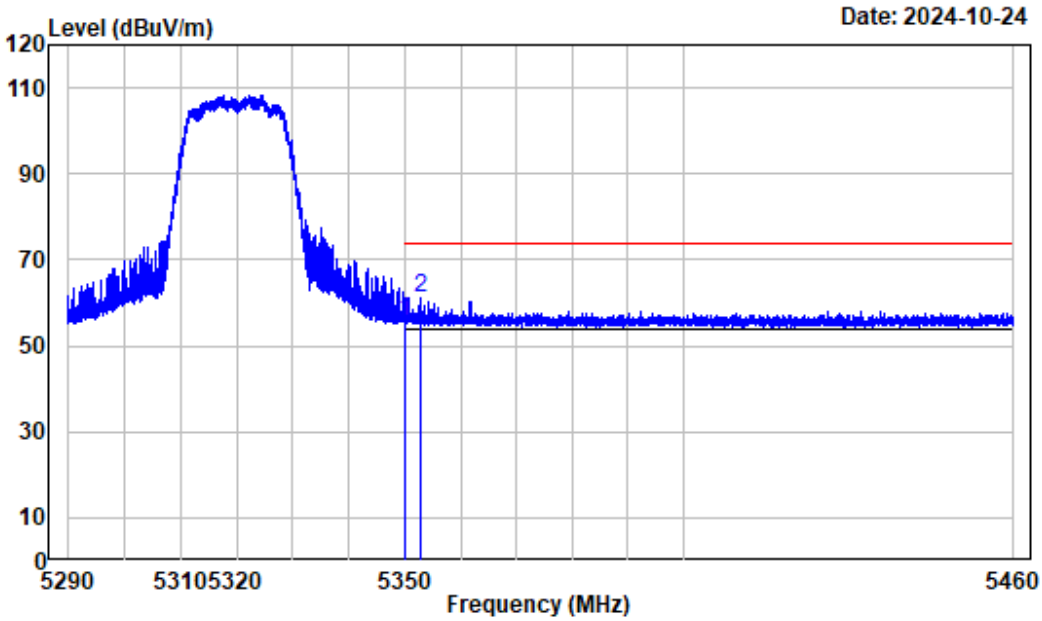

Condition : Vertical
Project No.: 2401Y48404E-RF
Tester : Zenos Qiao
Note : 5GWiFi-Band2-AC20-5320

	Freq	Factor	Read Level	Level	Limit Line	Over Limit	Remark
	MHz	dB/m	dBuV	dBuV/m	dBuV/m	dB	
1	5350.000	2.90	52.73	55.63	74.00	-18.37	Peak
2	5352.972	2.92	58.37	61.29	74.00	-12.71	Peak

802.11ac20			
Test Channel:	**5320MHz**	**Ant. Polar. :**	**Vertical_Average**

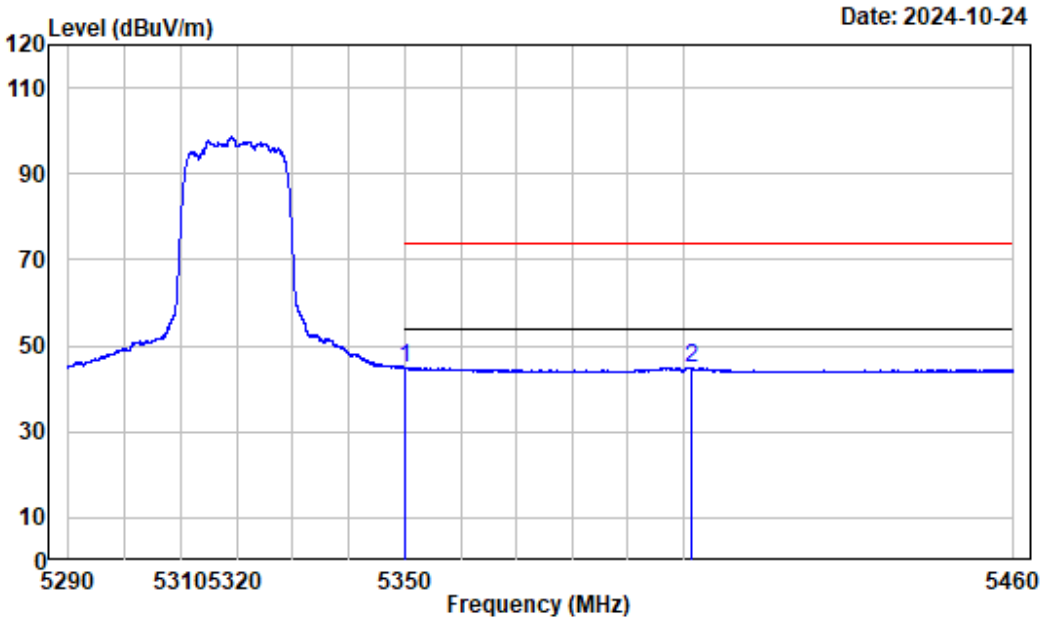

Condition : Vertical
Project No.: 2401Y48404E-RF
Tester : Zenos Qiao
Note : 5GWiFi-Band2-AC20-5320

	Freq	Factor	Read Level	Level	Limit Line	Over Limit	Remark
	MHz	dB/m	dBuV	dBuV/m	dBuV/m	dB	
1	5350.000	2.90	41.78	44.68	54.00	-9.32	Average
2	5401.491	2.99	41.98	44.97	54.00	-9.03	Average

802.11ac40			
Test Channel:	**5270MHz**	**Ant. Polar. :**	**Horizontal_Peak**

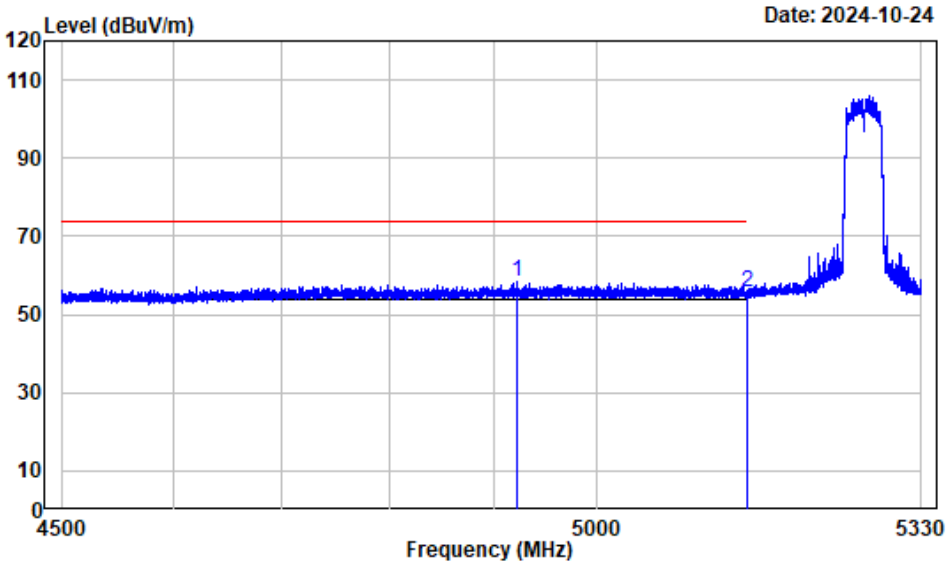

Condition : Horizontal
Project No.: 2401Y48404E-RF
Tester : Zenos Qiao
Note : 5GWiFi-Band2-AC40-5270

	Freq	Factor	Read Level	Level	Limit Line	Over Limit	Remark
	MHz	dB/m	dBuV	dBuV/m	dBuV/m	dB	
1	4922.938	2.63	55.88	58.51	74.00	-15.49	Peak
2	5150.000	2.71	53.14	55.85	74.00	-18.15	Peak

802.11ac40			
Test Channel:	**5270MHz**	**Ant. Polar. :**	**Horizontal_Average**

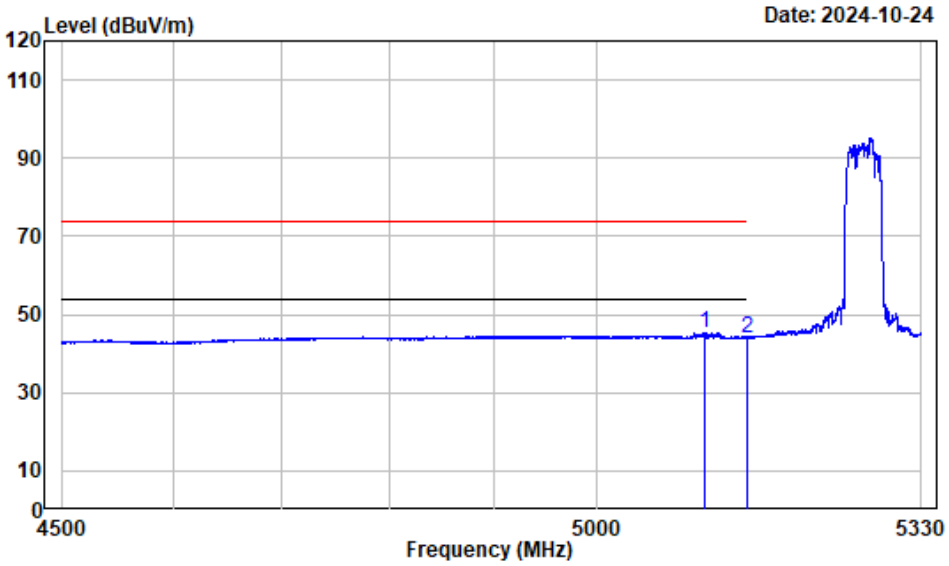

Condition : Horizontal
Project No.: 2401Y48404E-RF
Tester : Zenos Qiao
Note : 5GWiFi-Band2-AC40-5270

	Freq	Factor	Read Level	Level	Limit Line	Over Limit	Remark
	MHz	dB/m	dBuV	dBuV/m	dBuV/m	dB	
1	5107.532	2.72	42.61	45.33	54.00	-8.67	Average
2	5150.000	2.71	41.27	43.98	54.00	-10.02	Average

802.11ac40			
Test Channel:	**5270MHz**	**Ant. Polar. :**	**Vertical_Peak**

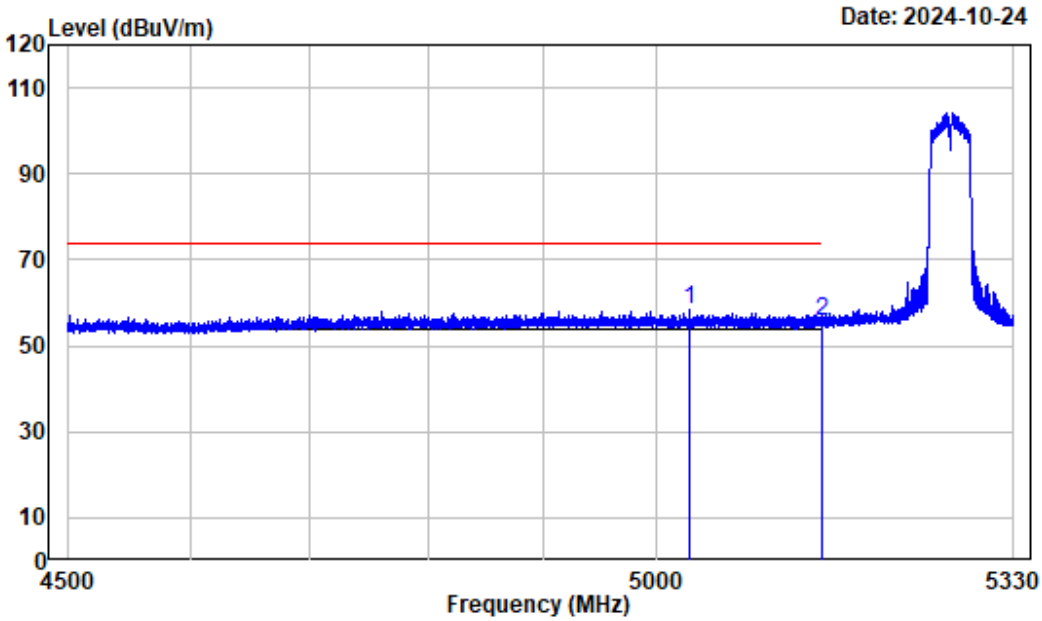

Condition : Vertical
Project No.: 2401Y48404E-RF
Tester : Zenos Qiao
Note : 5GWiFi-Band2-AC40-5270

	Freq	Factor	Read Level	Level	Limit Line	Over Limit	Remark
	MHz	dB/m	dBuV	dBuV/m	dBuV/m	dB	
1	5029.710	2.96	55.40	58.36	74.00	-15.64	Peak
2	5150.000	2.71	53.00	55.71	74.00	-18.29	Peak

802.11ac40			
Test Channel:	**5270MHz**	**Ant. Polar. :**	**Vertical_Average**

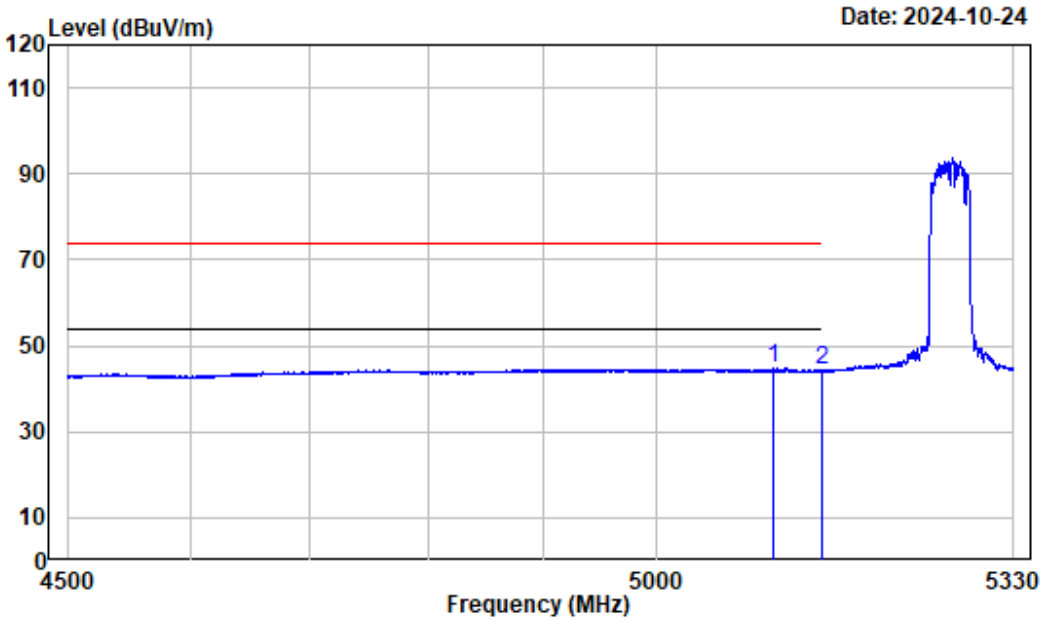

Condition : Vertical
Project No.: 2401Y48404E-RF
Tester : Zenos Qiao
Note : 5GWiFi-Band2-AC40-5270

	Freq	Factor	Read Level	Level	Limit Line	Over Limit	Remark
	MHz	dB/m	dBuV	dBuV/m	dBuV/m	dB	
1	5106.080	2.72	42.00	44.72	54.00	-9.28	Average
2	5150.000	2.71	41.45	44.16	54.00	-9.84	Average

802.11ac40			
Test Channel:	**5310MHz**	**Ant. Polar. :**	**Horizontal_Peak**

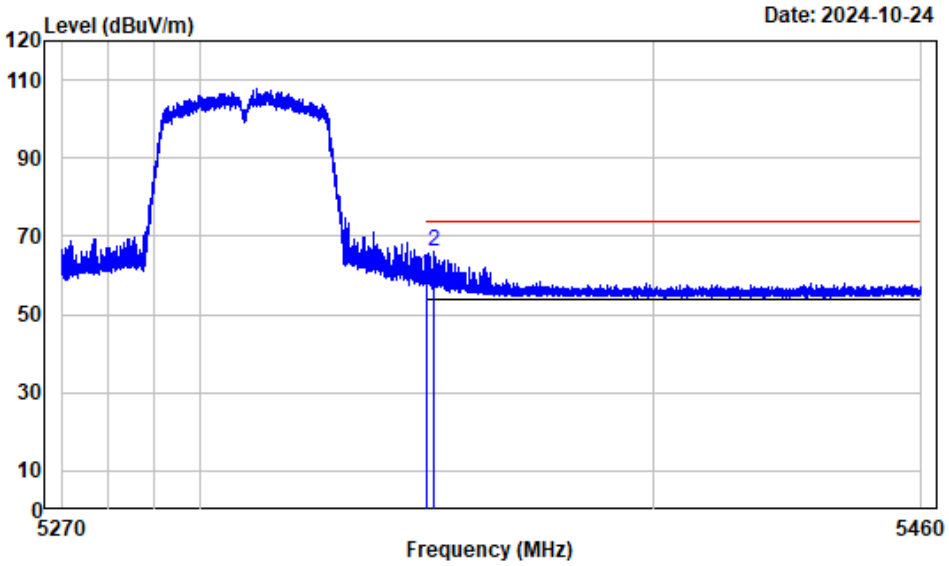

Condition : Horizontal
Project No.: 2401Y48404E-RF
Tester : Zenos Qiao
Note : 5GWiFi-Band2-AC40-5310

	Freq	Factor	Read Level	Level	Limit Line	Over Limit	Remark
	MHz	dB/m	dBuV	dBuV/m	dBuV/m	dB	
1	5350.000	2.90	57.15	60.05	74.00	-13.95	Peak
2	5351.449	2.90	63.20	66.10	74.00	-7.90	Peak

802.11ac40			
Test Channel:	**5310MHz**	**Ant. Polar. :**	**Horizontal_Average**

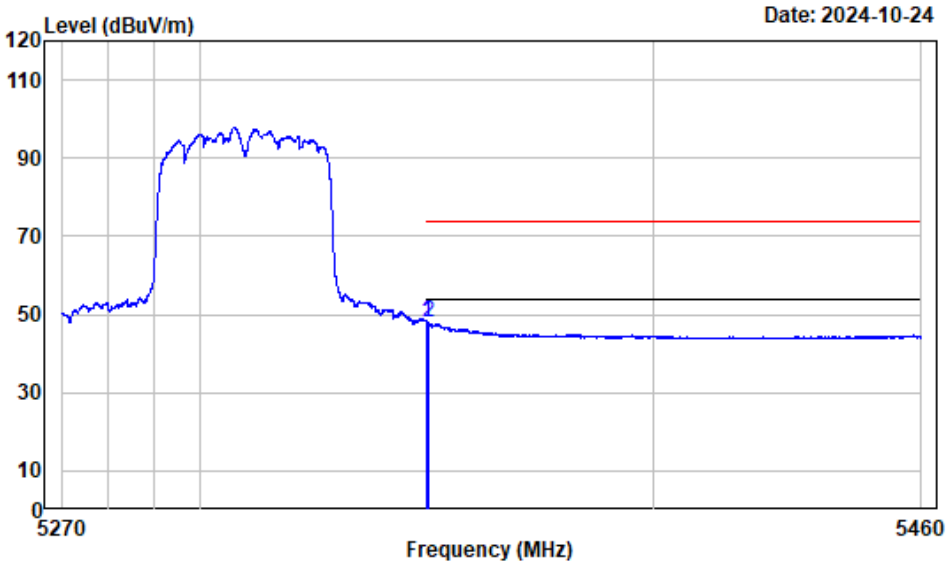

Condition : Horizontal
Project No.: 2401Y48404E-RF
Tester : Zenos Qiao
Note : 5GWiFi-Band2-AC40-5310

	Freq	Factor	Read Level	Level	Limit Line	Over Limit	Remark
	MHz	dB/m	dBuV	dBuV/m	dBuV/m	dB	
1	5350.000	2.90	45.00	47.90	54.00	-6.10	Average
2	5350.428	2.90	45.04	47.94	54.00	-6.06	Average

802.11ac40			
Test Channel:	**5310MHz**	**Ant. Polar. :**	**Vertical_Peak**

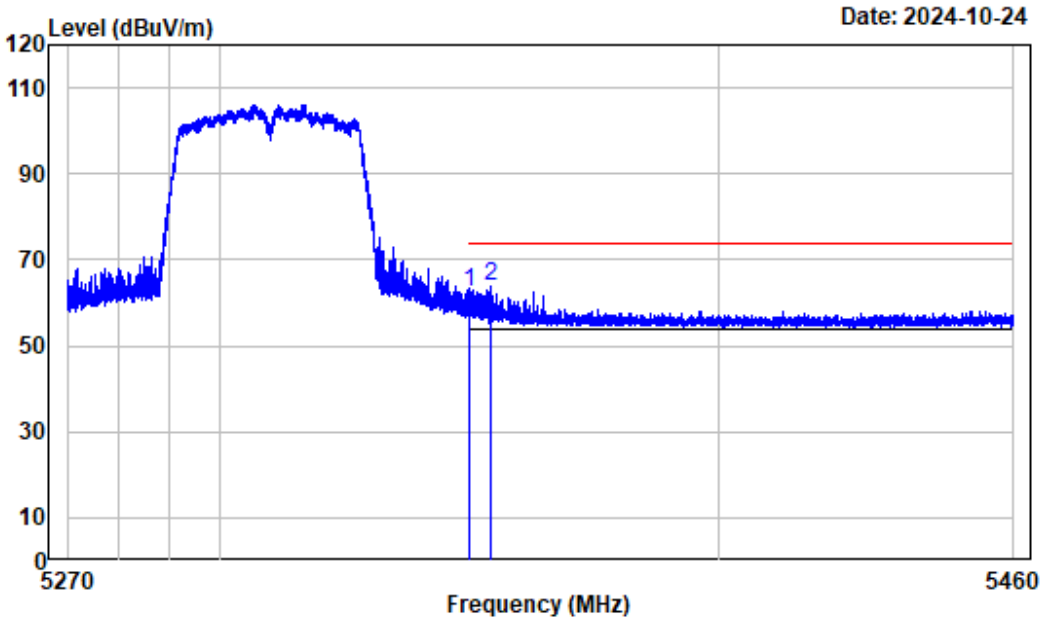

Condition : Vertical
Project No.: 2401Y48404E-RF
Tester : Zenos Qiao
Note : 5GWiFi-Band2-AC40-5310

	Freq	Factor	Read Level	Level	Limit Line	Over Limit	Remark
	MHz	dB/m	dBuV	dBuV/m	dBuV/m	dB	
1	5350.000	2.90	59.80	62.70	74.00	-11.30	Peak
2	5354.275	2.92	60.87	63.79	74.00	-10.21	Peak

802.11ac40			
Test Channel:	**5310MHz**	**Ant. Polar. :**	**Vertical_Average**

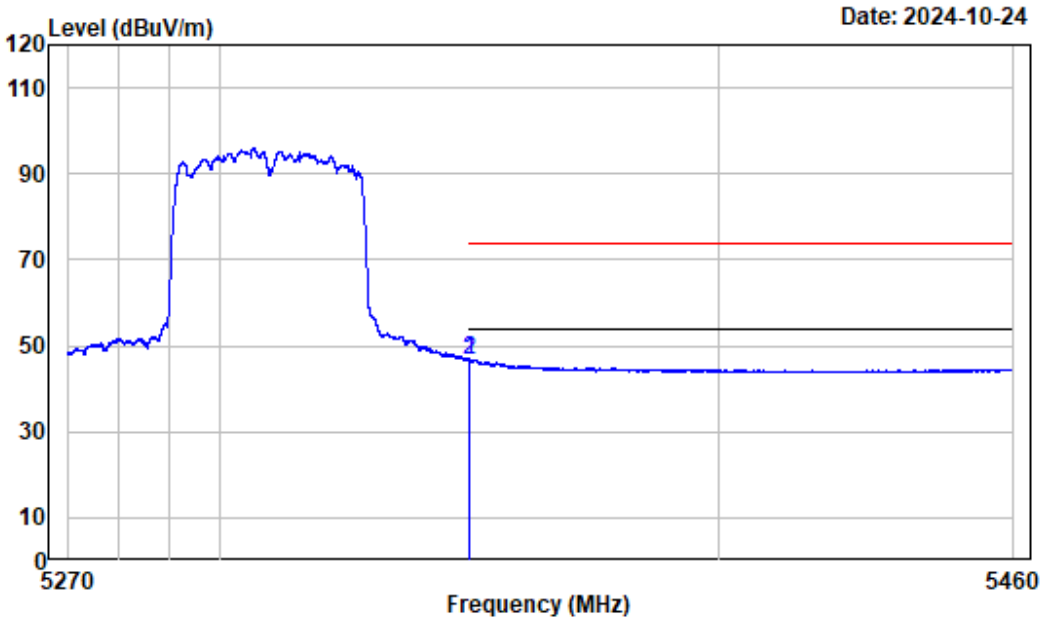

Condition : Vertical
Project No.: 2401Y48404E-RF
Tester : Zenos Qiao
Note : 5GWiFi-Band2-AC40-5310

	Freq	Factor	Read Level	Level	Limit Line	Over Limit	Remark
	MHz	dB/m	dBuV	dBuV/m	dBuV/m	dB	
1	5350.000	2.90	43.89	46.79	54.00	-7.21	Average
2	5350.024	2.90	43.95	46.85	54.00	-7.15	Average

802.11ac80			
Test Channel:	**5290MHz**	**Ant. Polar. :**	**Horizontal_Peak**

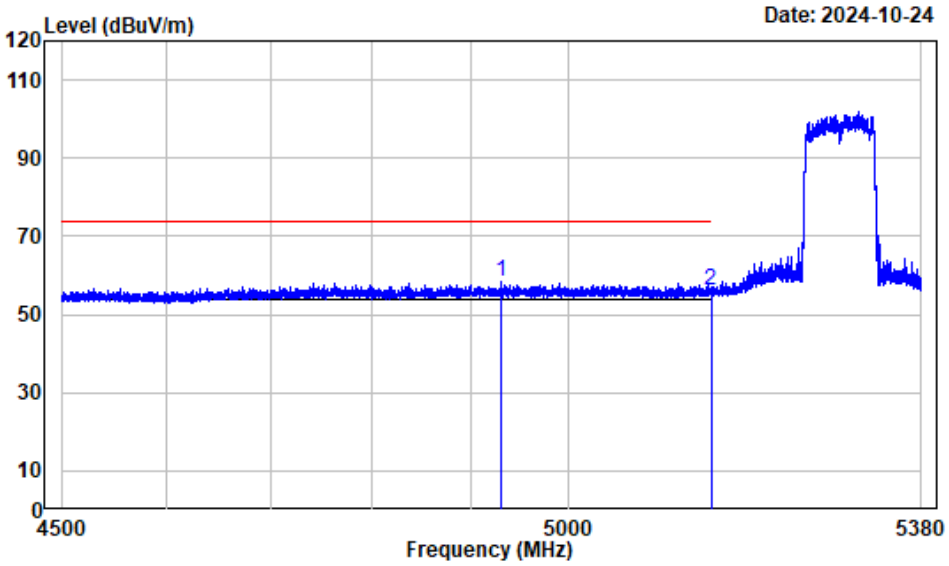

Condition : Horizontal
Project No.: 2401Y48404E-RF
Tester : Zenos Qiao
Note : 5GWiFi-Band2-AC80-5290

	Freq	Factor	Read Level	Level	Limit Line	Over Limit	Remark
	MHz	dB/m	dBuV	dBuV/m	dBuV/m	dB	
1	4929.604	2.62	55.85	58.47	74.00	-15.53	Peak
2	5150.000	2.71	53.63	56.34	74.00	-17.66	Peak

802.11ac80			
Test Channel:	**5290MHz**	**Ant. Polar. :**	**Horizontal_Average**

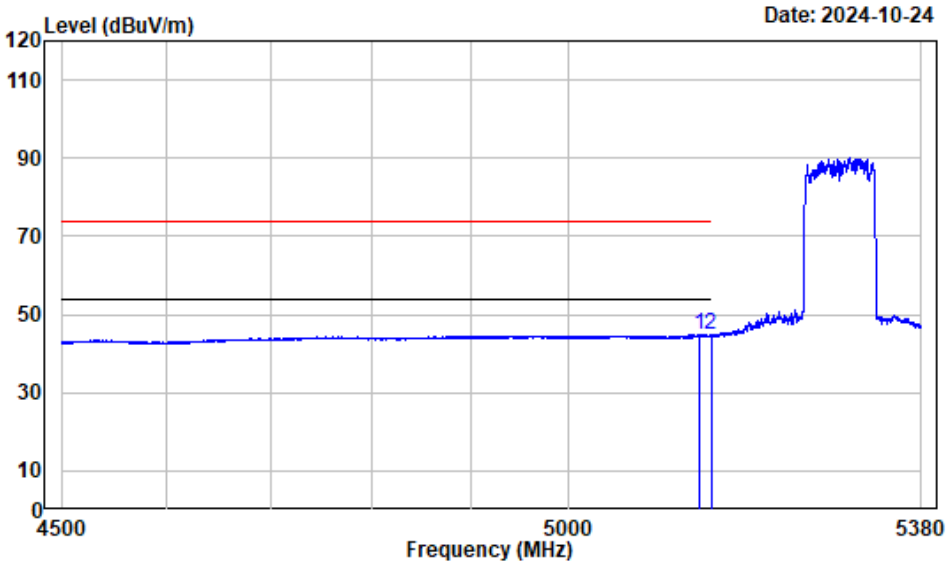

Condition : Horizontal
Project No.: 2401Y48404E-RF
Tester : Zenos Qiao
Note : 5GWiFi-Band2-AC80-5290

	Freq	Factor	Read Level	Level	Limit Line	Over Limit	Remark
	MHz	dB/m	dBuV	dBuV/m	dBuV/m	dB	
1	5137.530	2.71	42.23	44.94	54.00	-9.06	Average
2	5150.000	2.71	41.92	44.63	54.00	-9.37	Average

802.11ac80			
Test Channel:	**5290MHz**	**Ant. Polar. :**	**Vertical_Peak**

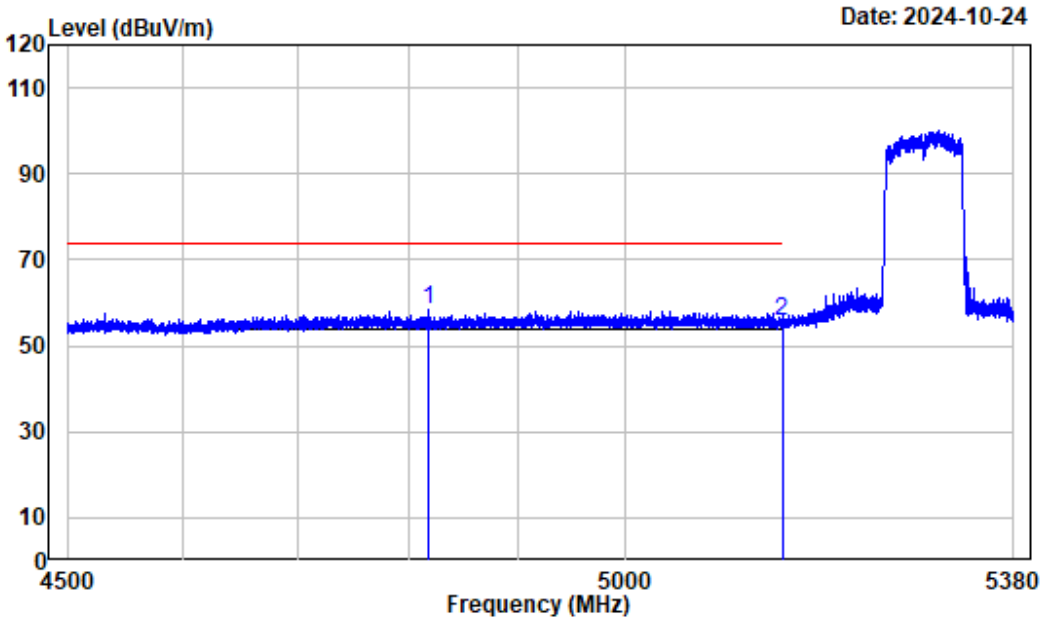

Condition : Vertical
Project No.: 2401Y48404E-RF
Tester : Zenos Qiao
Note : 5GWiFi-Band2-AC80-5290

	Freq	Factor	Read Level	Level	Limit Line	Over Limit	Remark
	MHz	dB/m	dBuV	dBuV/m	dBuV/m	dB	
1	4817.610	2.44	55.82	58.26	74.00	-15.74	Peak
2	5150.000	2.71	53.15	55.86	74.00	-18.14	Peak

802.11ac80			
Test Channel:	**5290MHz**	**Ant. Polar. :**	**Vertical_Average**

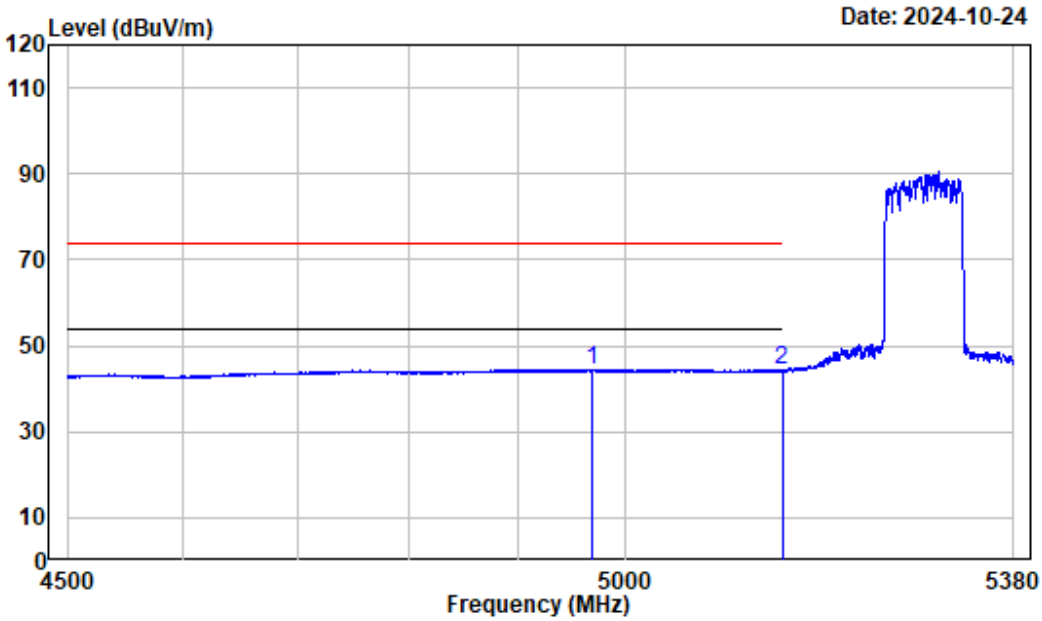

Condition : Vertical
Project No.: 2401Y48404E-RF
Tester : Zenos Qiao
Note : 5GWiFi-Band2-AC80-5290

	Freq	Factor	Read Level	Level	Limit Line	Over Limit	Remark
	MHz	dB/m	dBuV	dBuV/m	dBuV/m	dB	
1	4968.659	2.74	41.72	44.46	54.00	-9.54	Average
2	5150.000	2.71	41.74	44.45	54.00	-9.55	Average

802.11ac80			
Test Channel:	**5290MHz**	**Ant. Polar. :**	**Horizontal_Peak**

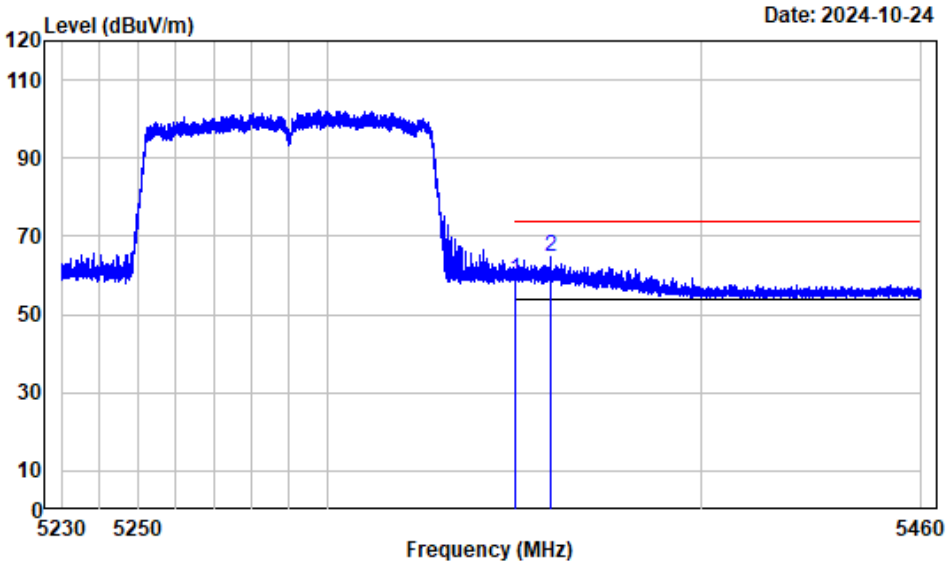

Condition : Horizontal
Project No.: 2401Y48404E-RF
Tester : Zenos Qiao
Note : 5GWiFi-Band2-AC80-5290

	Freq	Factor	Read Level	Level	Limit Line	Over Limit	Remark
	MHz	dB/m	dBuV	dBuV/m	dBuV/m	dB	
1	5350.000	2.90	55.98	58.88	74.00	-15.12	Peak
2	5359.650	2.92	61.77	64.69	74.00	-9.31	Peak

802.11ac80			
Test Channel:	**5290MHz**	**Ant. Polar. :**	**Horizontal_Average**

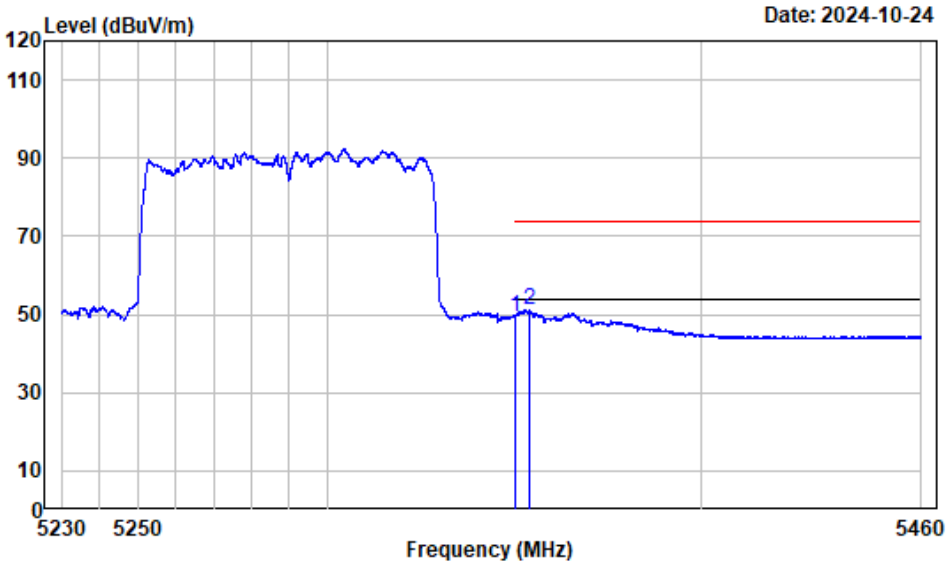

Condition : Horizontal
Project No.: 2401Y48404E-RF
Tester : Zenos Qiao
Note : 5GWiFi-Band2-AC80-5290

	Freq	Factor	Read Level	Level	Limit Line	Over Limit	Remark
	MHz	dB/m	dBuV	dBuV/m	dBuV/m	dB	
1	5350.000	2.90	46.61	49.51	54.00	-4.49	Average
2	5353.842	2.92	48.08	51.00	54.00	-3.00	Average

802.11ac80			
Test Channel:	**5290MHz**	**Ant. Polar. :**	**Vertical_Peak**

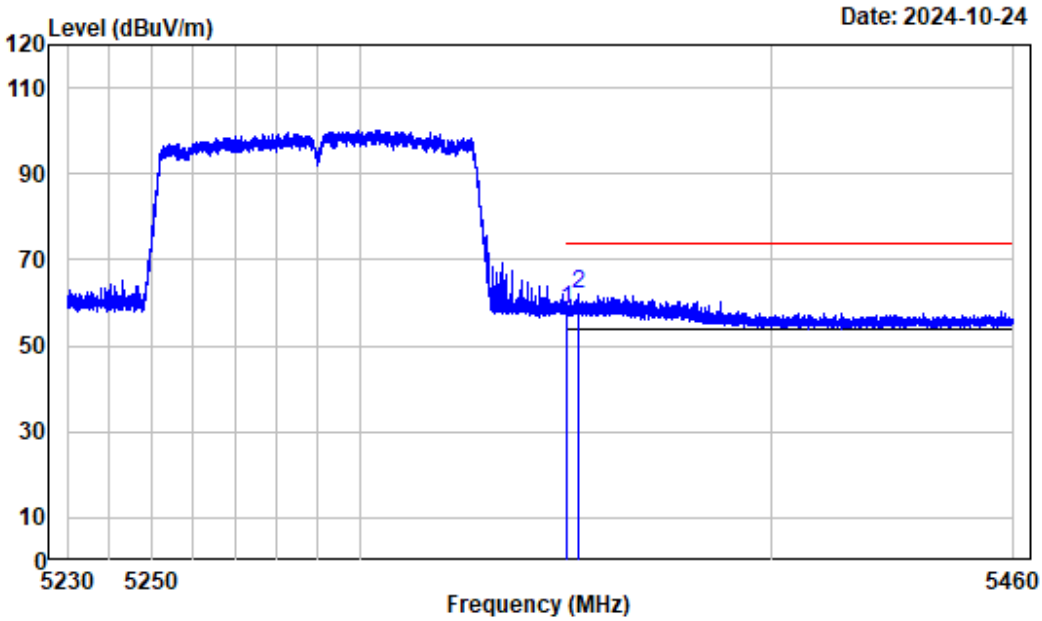

Condition : Vertical
Project No.: 2401Y48404E-RF
Tester : Zenos Qiao
Note : 5GWiFi-Band2-AC80-5290

	Freq	Factor	Read Level	Level	Limit Line	Over Limit	Remark
	MHz	dB/m	dBuV	dBuV/m	dBuV/m	dB	
1	5350.000	2.90	55.36	58.26	74.00	-15.74	Peak
2	5352.921	2.92	59.24	62.16	74.00	-11.84	Peak

802.11ac80			
Test Channel:	**5290MHz**	**Ant. Polar. :**	**Vertical_Average**

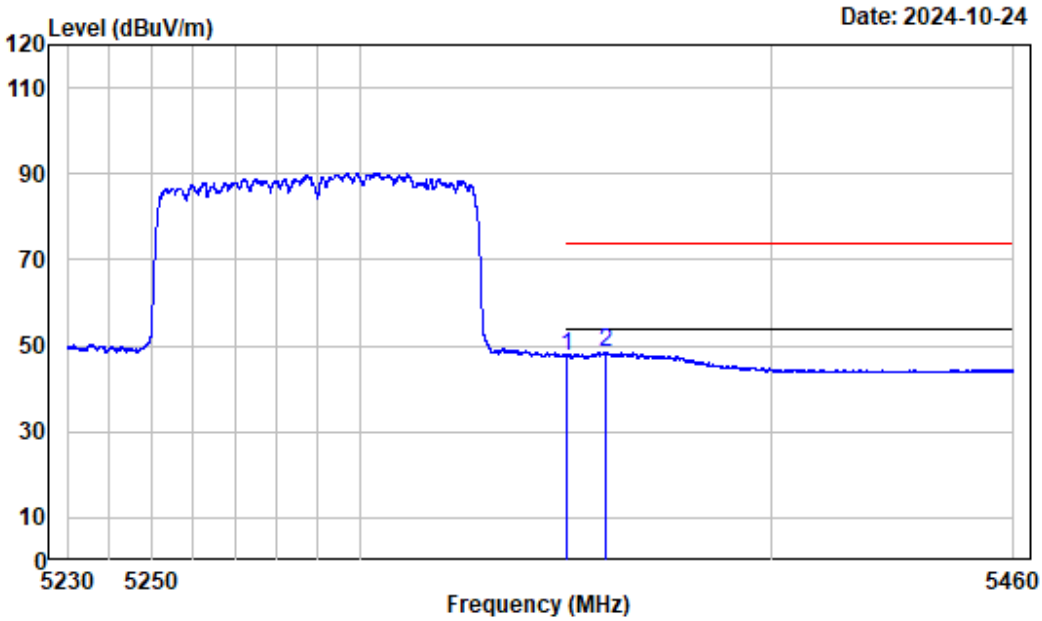

Condition : Vertical
Project No.: 2401Y48404E-RF
Tester : Zenos Qiao
Note : 5GWiFi-Band2-AC80-5290

	Freq	Factor	Read Level	Level	Limit Line	Over Limit	Remark
	MHz	dB/m	dBuV	dBuV/m	dBuV/m	dB	
1	5350.000	2.90	44.76	47.66	54.00	-6.34	Average
2	5359.794	2.92	45.67	48.59	54.00	-5.41	Average

802.11ax20			
Test Channel:	**5260MHz**	**Ant. Polar. :**	**Horizontal_Peak**

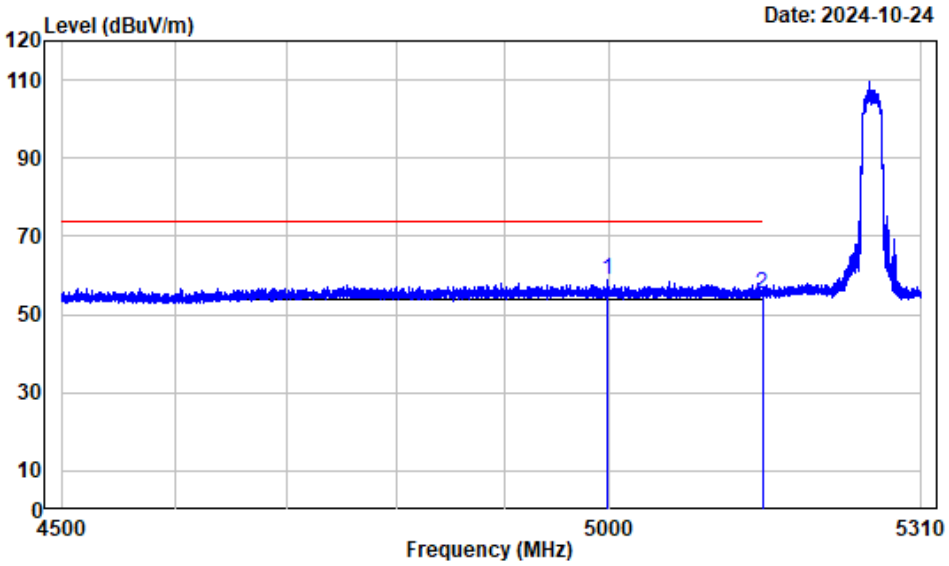

Condition : Horizontal
Project No.: 2401Y48404E-RF
Tester : Zenos Qiao
Note : 5GWiFi-Band2-AX20-5260

	Freq	Factor	Read Level	Level	Limit Line	Over Limit	Remark
	MHz	dB/m	dBuV	dBuV/m	dBuV/m	dB	
1	4999.124	2.96	55.95	58.91	74.00	-15.09	Peak
2	5150.000	2.71	52.75	55.46	74.00	-18.54	Peak

802.11ax20			
Test Channel:	**5260MHz**	**Ant. Polar. :**	**Horizontal_Average**

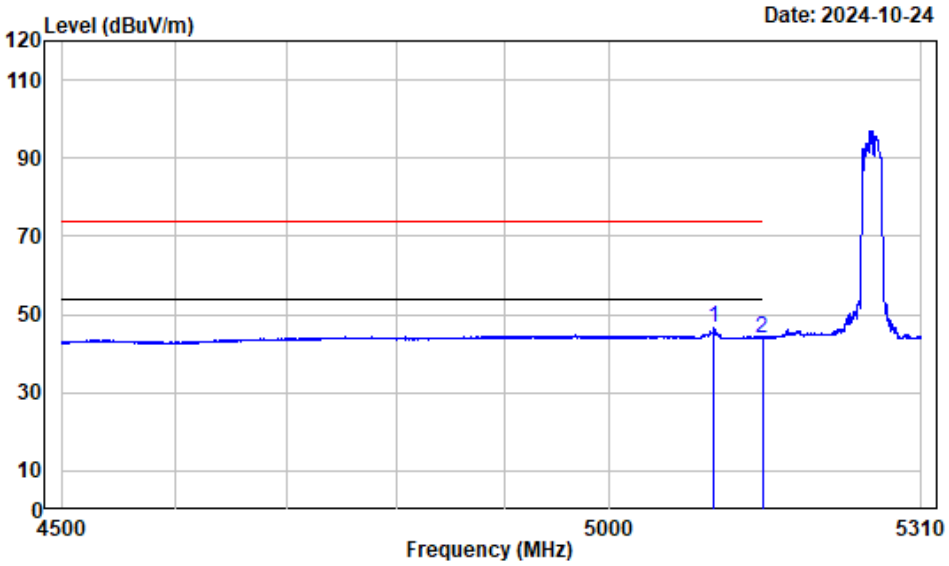

Condition : Horizontal
Project No.: 2401Y48404E-RF
Tester : Zenos Qiao
Note : 5GWiFi-Band2-AX20-5260

	Freq	Factor	Read Level	Level	Limit Line	Over Limit	Remark
	MHz	dB/m	dBuV	dBuV/m	dBuV/m	dB	
1	5102.614	2.73	43.79	46.52	54.00	-7.48	Average
2	5150.000	2.71	41.39	44.10	54.00	-9.90	Average

802.11ax20			
Test Channel:	**5260MHz**	**Ant. Polar. :**	**Vertical_Peak**

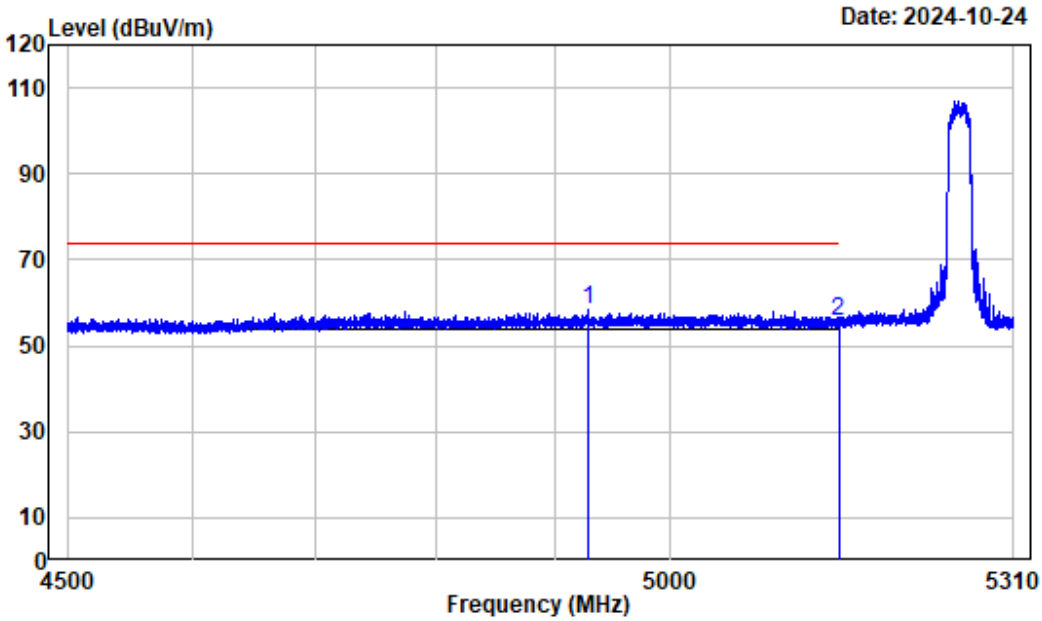

Condition : Vertical
Project No.: 2401Y48404E-RF
Tester : Zenos Qiao
Note : 5GWiFi-Band2-AX20-5260

	Freq	Factor	Read Level	Level	Limit Line	Over Limit	Remark
	MHz	dB/m	dBuV	dBuV/m	dBuV/m	dB	
1	4929.252	2.62	55.90	58.52	74.00	-15.48	Peak
2	5150.000	2.71	52.99	55.70	74.00	-18.30	Peak

802.11ax20			
Test Channel:	**5260MHz**	**Ant. Polar. :**	**Vertical_Average**

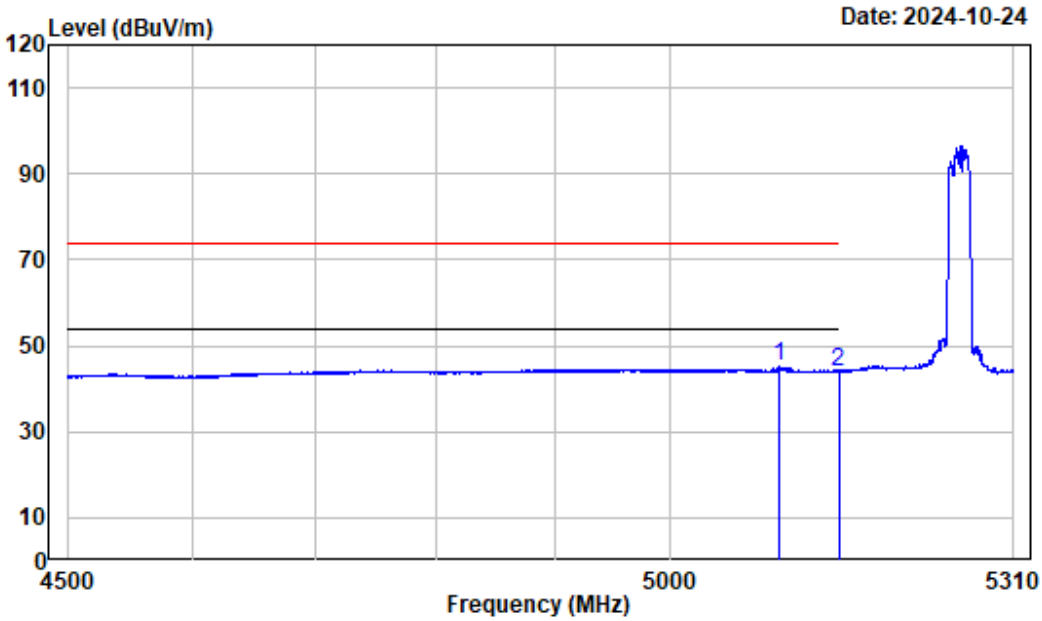

Condition : Vertical
Project No.: 2401Y48404E-RF
Tester : Zenos Qiao
Note : 5GWiFi-Band2-AX20-5260

	Freq	Factor	Read Level	Level	Limit Line	Over Limit	Remark
	MHz	dB/m	dBuV	dBuV/m	dBuV/m	dB	
1	5096.234	2.74	42.38	45.12	54.00	-8.88	Average
2	5150.000	2.71	41.29	44.00	54.00	-10.00	Average

802.11ax20			
Test Channel:	**5320MHz**	**Ant. Polar. :**	**Horizontal_Peak**

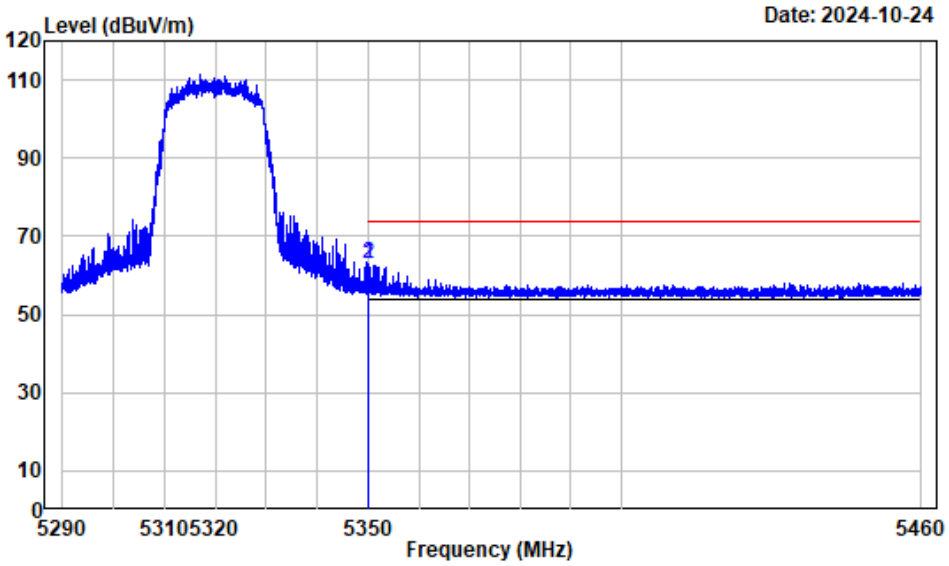

Condition : Horizontal
Project No.: 2401Y48404E-RF
Tester : Zenos Qiao
Note : 5GWiFi-Band2-AX20-5320

	Freq	Factor	Read Level	Level	Limit Line	Over Limit	Remark
	MHz	dB/m	dBuV	dBuV/m	dBuV/m	dB	
1	5350.000	2.90	59.84	62.74	74.00	-11.26	Peak
2	5350.190	2.90	59.93	62.83	74.00	-11.17	Peak

802.11ax20			
Test Channel:	**5320MHz**	**Ant. Polar. :**	**Horizontal_Average**

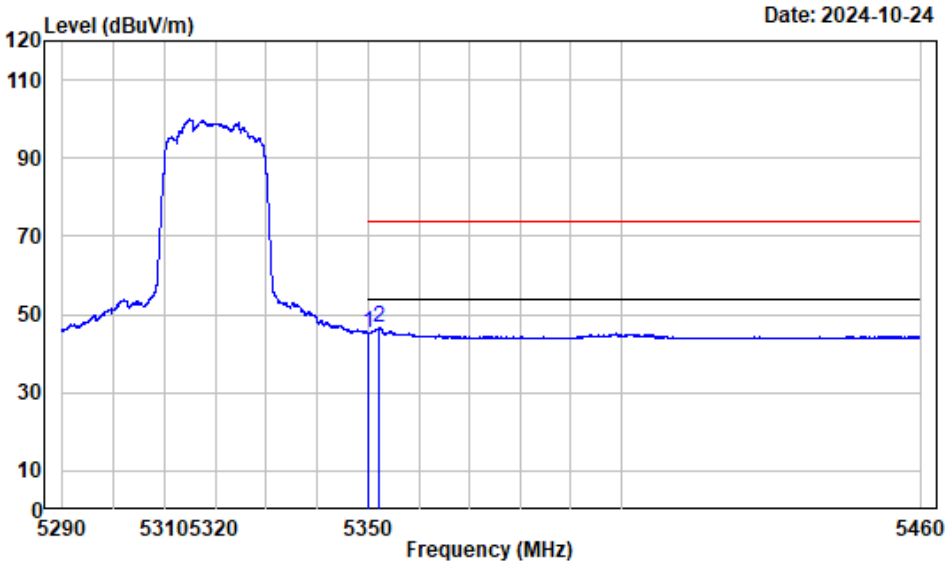

Condition : Horizontal
Project No.: 2401Y48404E-RF
Tester : Zenos Qiao
Note : 5GWiFi-Band2-AX20-5320

	Freq	Factor	Read Level	Level	Limit Line	Over Limit	Remark
	MHz	dB/m	dBuV	dBuV/m	dBuV/m	dB	
1	5350.000	2.90	42.20	45.10	54.00	-8.90	Average
2	5352.122	2.91	43.56	46.47	54.00	-7.53	Average

802.11ax20			
Test Channel:	**5320MHz**	**Ant. Polar. :**	**Vertical_Peak**

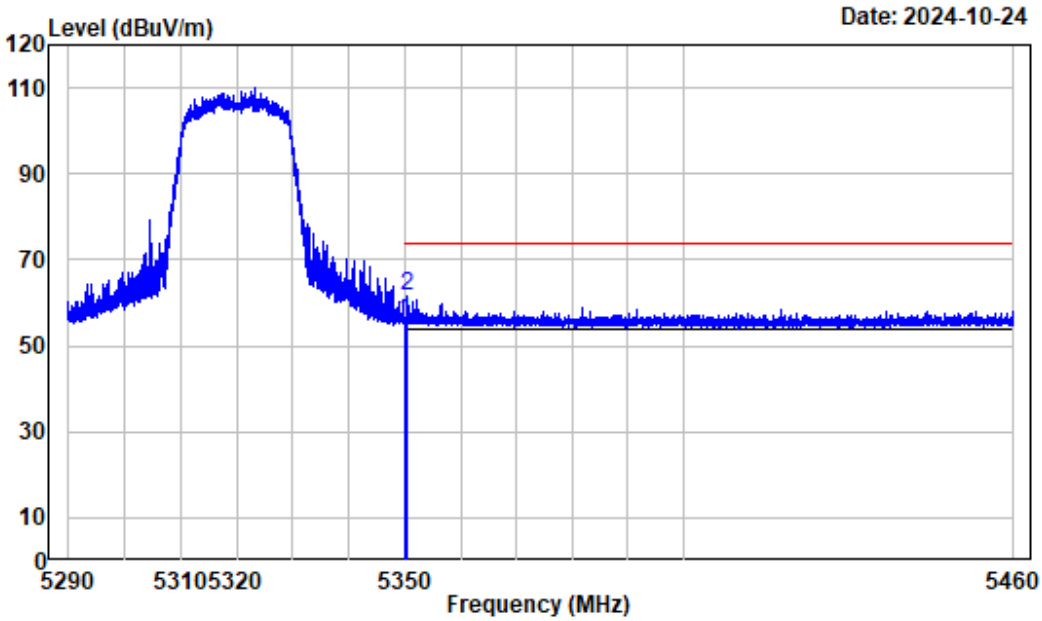

Condition : Vertical
Project No.: 2401Y48404E-RF
Tester : Zenos Qiao
Note : 5GWiFi-Band2-AX20-5320

	Freq	Factor	Read Level	Level	Limit Line	Over Limit	Remark
	MHz	dB/m	dBuV	dBuV/m	dBuV/m	dB	
1	5350.000	2.90	52.63	55.53	74.00	-18.47	Peak
2	5350.464	2.90	58.86	61.76	74.00	-12.24	Peak

802.11ax20			
Test Channel:	**5320MHz**	**Ant. Polar. :**	**Vertical_Average**

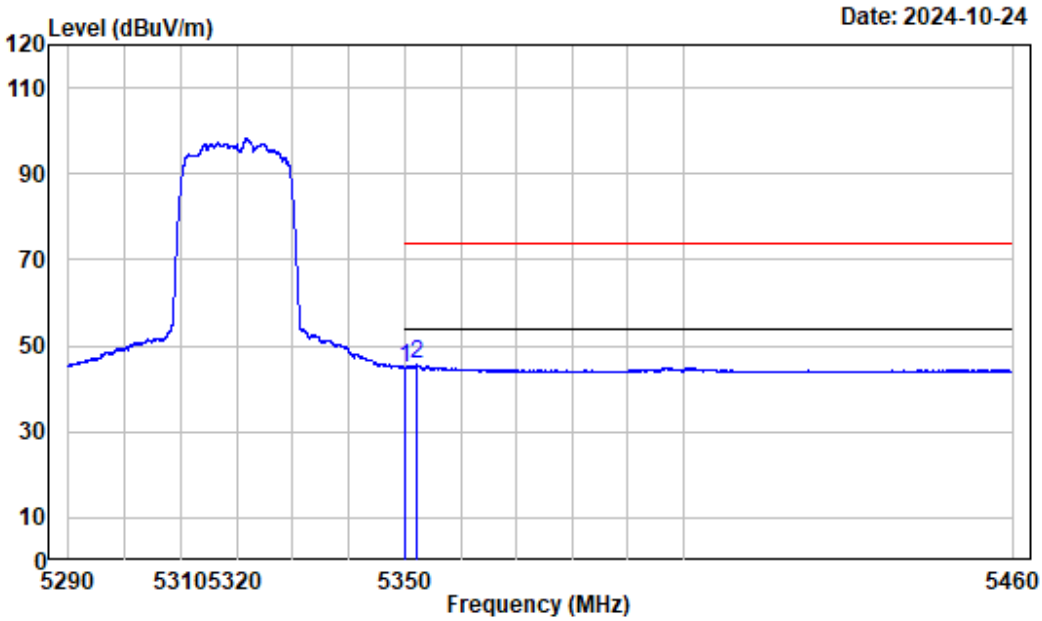

Condition : Vertical
Project No.: 2401Y48404E-RF
Tester : Zenos Qiao
Note : 5GWiFi-Band2-AX20-5320

	Freq	Factor	Read Level	Level	Limit Line	Over Limit	Remark
	MHz	dB/m	dBuV	dBuV/m	dBuV/m	dB	
1	5350.000	2.90	42.02	44.92	54.00	-9.08	Average
2	5352.122	2.91	42.74	45.65	54.00	-8.35	Average

802.11ax40			
Test Channel:	**5270MHz**	**Ant. Polar. :**	**Horizontal_Peak**

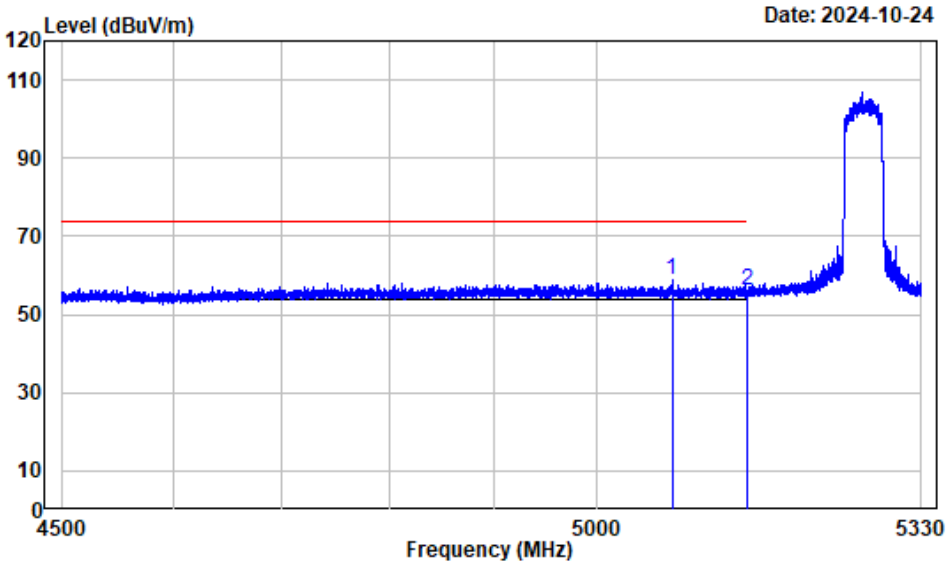

Condition : Horizontal
Project No.: 2401Y48404E-RF
Tester : Zenos Qiao
Note : 5GWiFi-Band2-AX40-5270

	Freq	Factor	Read Level	Level	Limit Line	Over Limit	Remark
	MHz	dB/m	dBuV	dBuV/m	dBuV/m	dB	
1	5074.743	2.84	55.88	58.72	74.00	-15.28	Peak
2	5150.000	2.71	53.53	56.24	74.00	-17.76	Peak

802.11ax40			
Test Channel:	**5270MHz**	**Ant. Polar. :**	**Horizontal_Average**

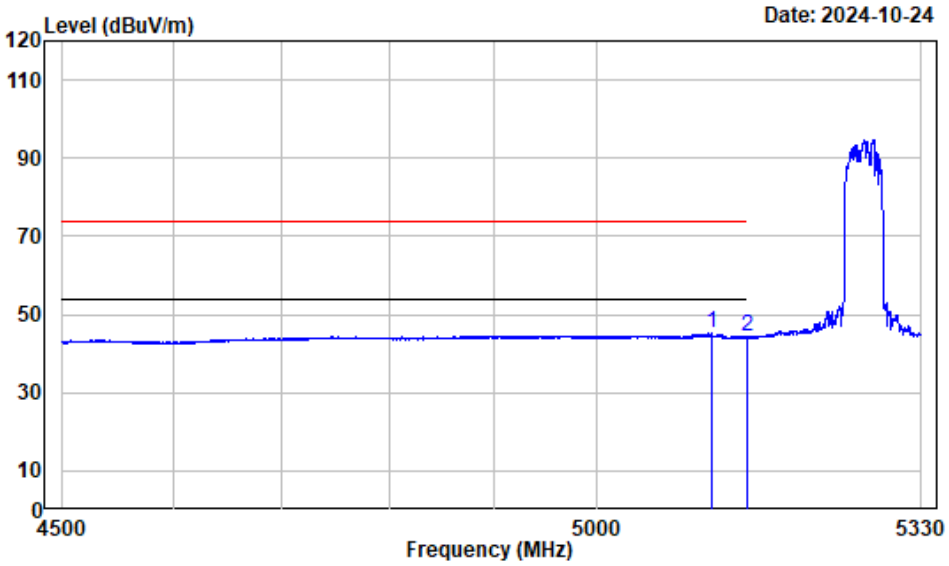

Condition : Horizontal
Project No.: 2401Y48404E-RF
Tester : Zenos Qiao
Note : 5GWiFi-Band2-AX40-5270

	Freq	Factor	Read Level	Level	Limit Line	Over Limit	Remark
	MHz	dB/m	dBuV	dBuV/m	dBuV/m	dB	
1	5114.795	2.71	42.72	45.43	54.00	-8.57	Average
2	5150.000	2.71	41.46	44.17	54.00	-9.83	Average

802.11ax40			
Test Channel:	**5270MHz**	**Ant. Polar. :**	**Vertical_Peak**

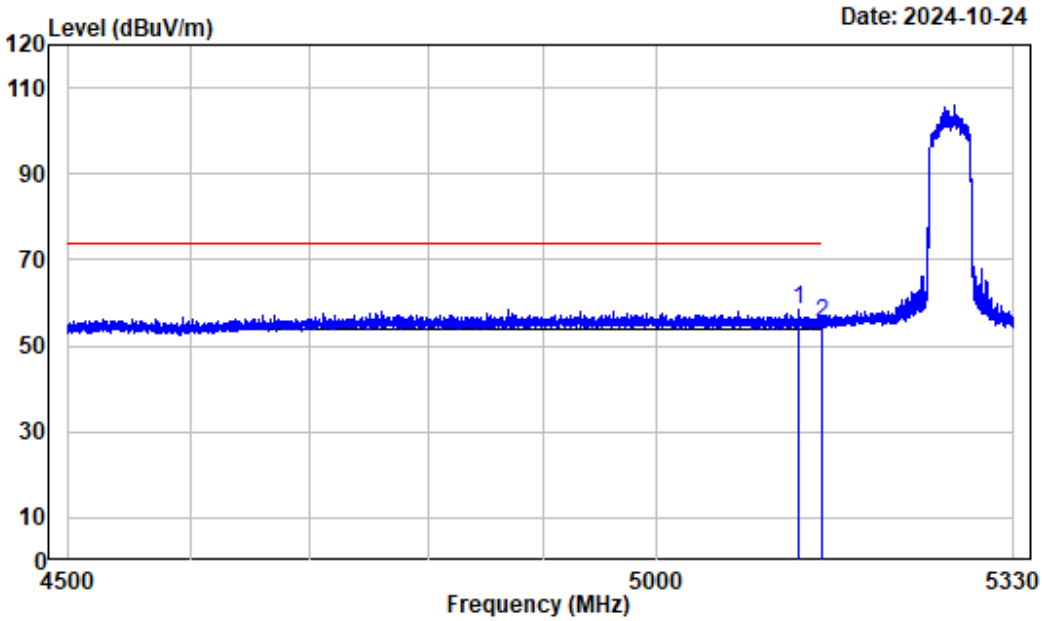

Condition : Vertical
Project No.: 2401Y48404E-RF
Tester : Zenos Qiao
Note : 5GWiFi-Band2-AX40-5270

	Freq	Factor	Read Level	Level	Limit Line	Over Limit	Remark
	MHz	dB/m	dBuV	dBuV/m	dBuV/m	dB	
1	5129.426	2.71	55.91	58.62	74.00	-15.38	Peak
2	5150.000	2.71	52.56	55.27	74.00	-18.73	Peak

802.11ax40			
Test Channel:	**5270MHz**	**Ant. Polar. :**	**Vertical_Average**

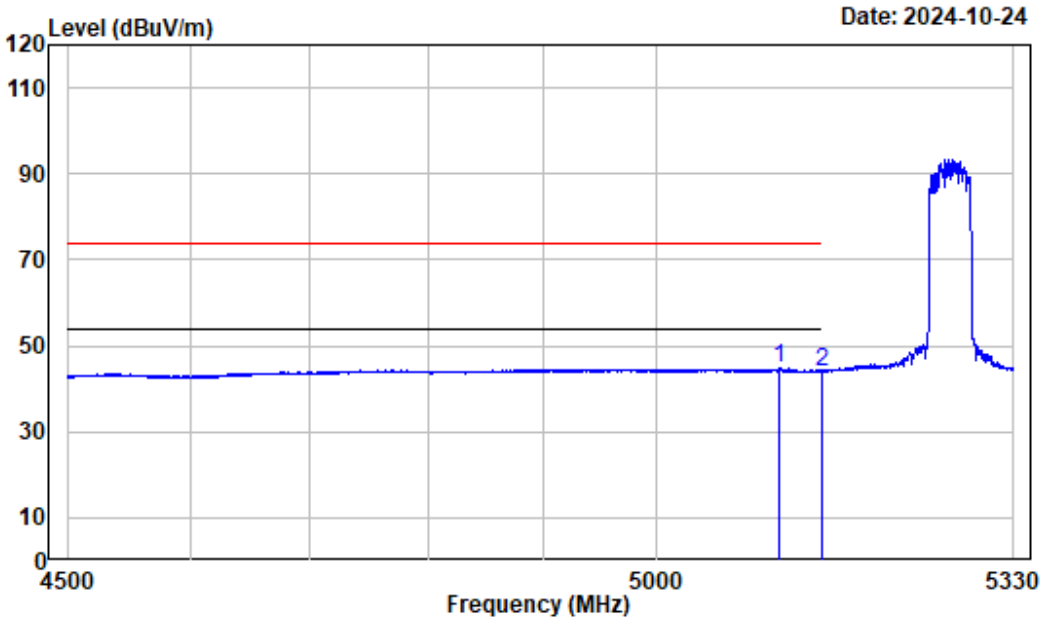

Condition : Vertical
Project No.: 2401Y48404E-RF
Tester : Zenos Qiao
Note : 5GWiFi-Band2-AX40-5270

	Freq	Factor	Read Level	Level	Limit Line	Over Limit	Remark
	MHz	dB/m	dBuV	dBuV/m	dBuV/m	dB	
1	5111.890	2.72	41.93	44.65	54.00	-9.35	Average
2	5150.000	2.71	41.32	44.03	54.00	-9.97	Average

802.11ax40			
Test Channel:	**5310MHz**	**Ant. Polar. :**	**Horizontal_Peak**

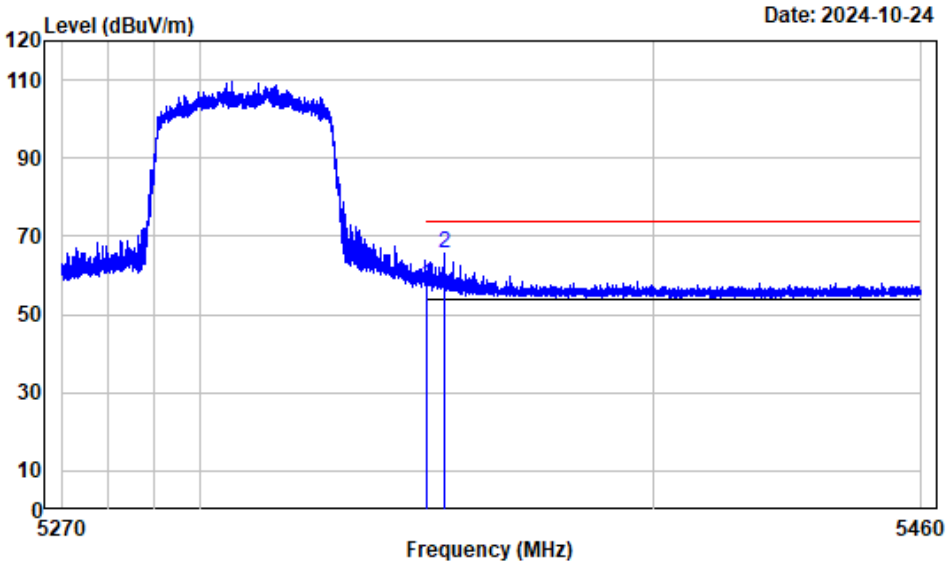

Condition : Horizontal
Project No.: 2401Y48404E-RF
Tester : Zenos Qiao
Note : 5GWiFi-Band2-AX40-5310

	Freq	Factor	Read Level	Level	Limit Line	Over Limit	Remark
	MHz	dB/m	dBuV	dBuV/m	dBuV/m	dB	
1	5350.000	2.90	54.66	57.56	74.00	-16.44	Peak
2	5353.634	2.92	62.76	65.68	74.00	-8.32	Peak

802.11ax40			
Test Channel:	**5310MHz**	**Ant. Polar. :**	**Horizontal_Average**

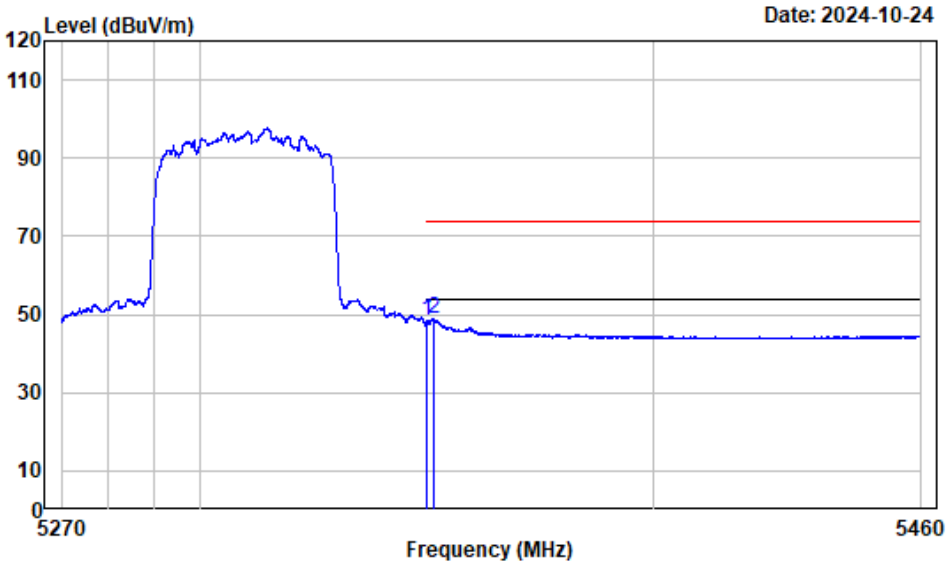

Condition : Horizontal
Project No.: 2401Y48404E-RF
Tester : Zenos Qiao
Note : 5GWiFi-Band2-AX40-5310

	Freq	Factor	Read Level	Level	Limit Line	Over Limit	Remark
	MHz	dB/m	dBuV	dBuV/m	dBuV/m	dB	
1	5350.000	2.90	45.43	48.33	54.00	-5.67	Average
2	5351.473	2.90	45.92	48.82	54.00	-5.18	Average

802.11ax40			
Test Channel:	**5310MHz**	**Ant. Polar. :**	**Vertical_Peak**

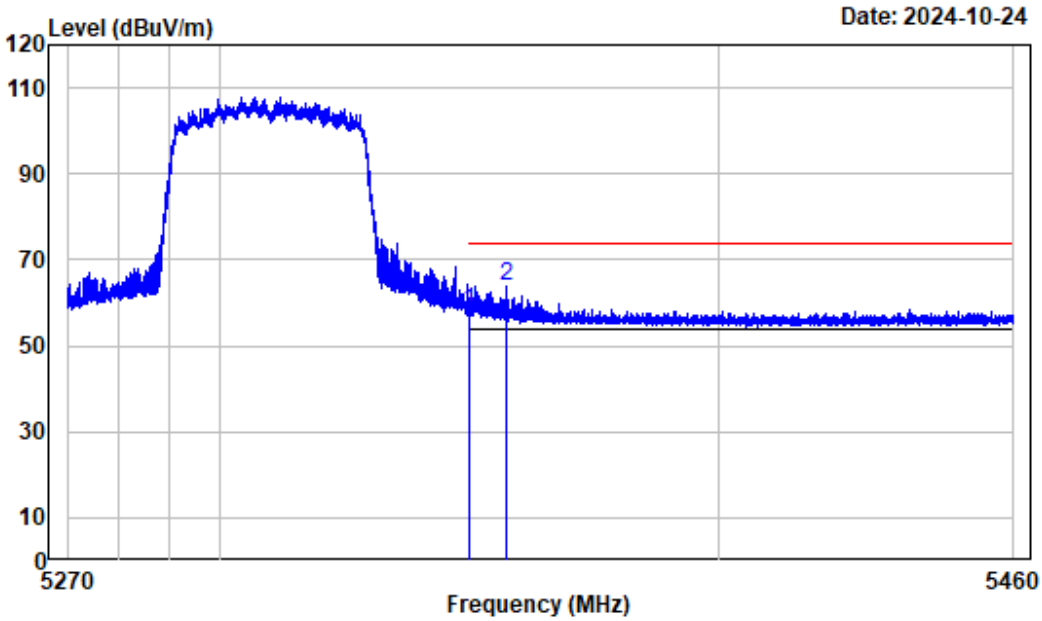

Condition : Vertical
Project No.: 2401Y48404E-RF
Tester : Zenos Qiao
Note : 5GWiFi-Band2-AX40-5310

	Freq	Factor	Read Level	Level	Limit Line	Over Limit	Remark
	MHz	dB/m	dBuV	dBuV/m	dBuV/m	dB	
1	5350.000	2.90	55.10	58.00	74.00	-16.00	Peak
2	5357.506	2.93	60.75	63.68	74.00	-10.32	Peak

802.11ax40			
Test Channel:	**5310MHz**	**Ant. Polar. :**	**Vertical_Average**

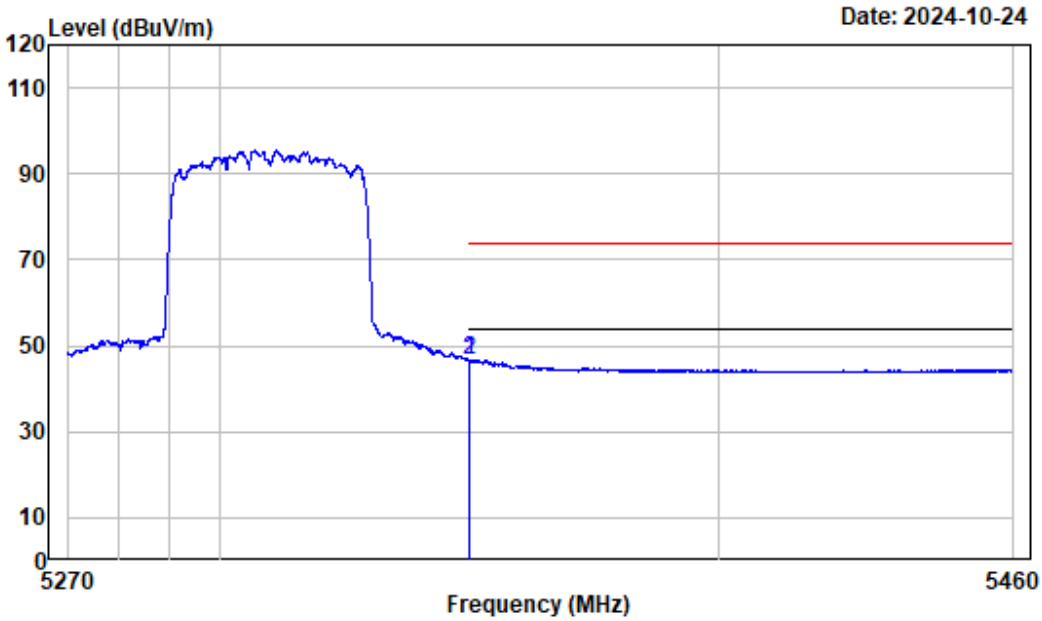

Condition : Vertical
Project No.: 2401Y48404E-RF
Tester : Zenos Qiao
Note : 5GWiFi-Band2-AX40-5310

	Freq	Factor	Read Level	Level	Limit Line	Over Limit	Remark
	MHz	dB/m	dBuV	dBuV/m	dBuV/m	dB	
1	5350.000	2.90	43.76	46.66	54.00	-7.34	Average
2	5350.047	2.90	43.90	46.80	54.00	-7.20	Average

802.11ax80			
Test Channel:	**5290MHz**	**Ant. Polar. :**	**Horizontal_Peak**

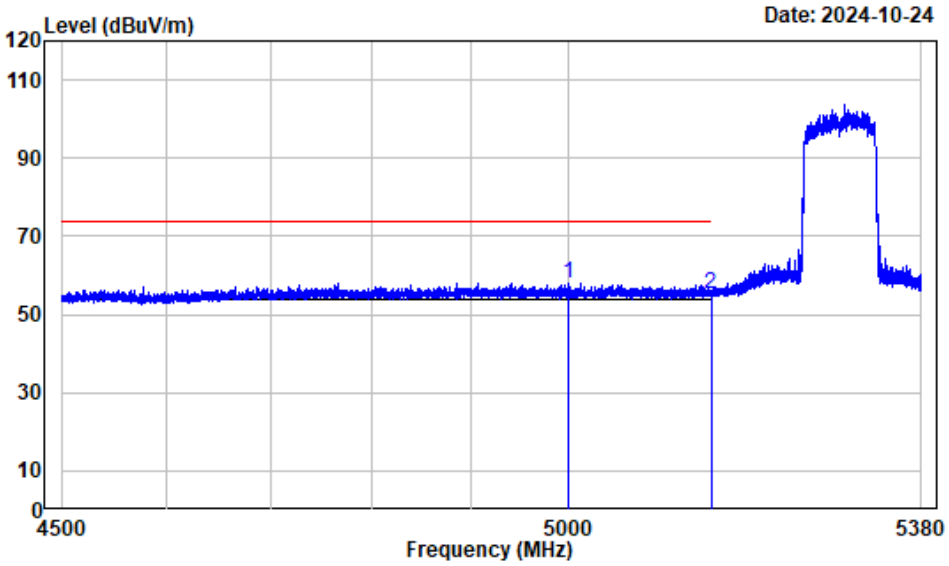

Condition : Horizontal
Project No.: 2401Y48404E-RF
Tester : Zenos Qiao
Note : 5GWiFi-Band2-AX80-5290

	Freq	Factor	Read Level	Level	Limit Line	Over Limit	Remark
	MHz	dB/m	dBuV	dBuV/m	dBuV/m	dB	
1	5000.453	2.97	55.03	58.00	74.00	-16.00	Peak
2	5150.000	2.71	52.46	55.17	74.00	-18.83	Peak

802.11ax80			
Test Channel:	**5290MHz**	**Ant. Polar. :**	**Horizontal_Average**

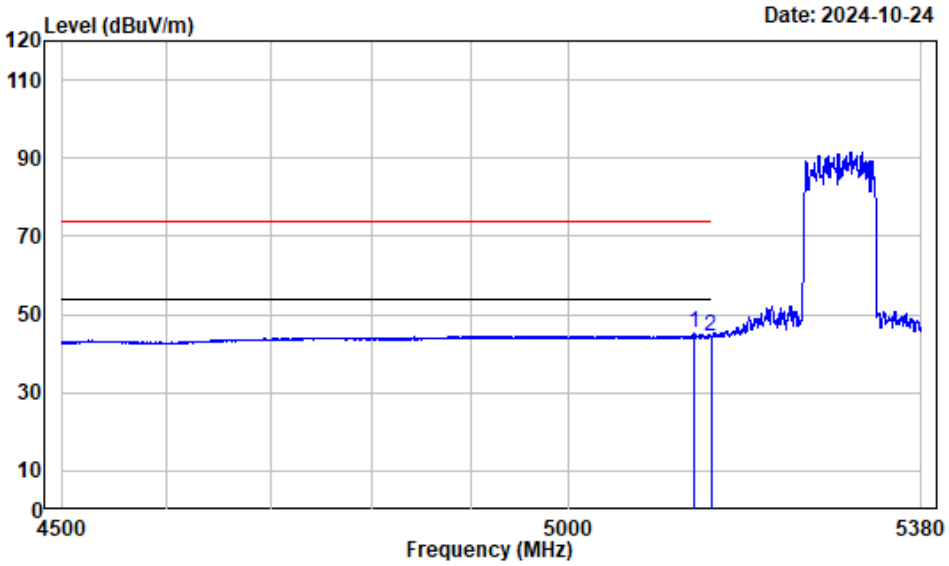

Condition : Horizontal
Project No.: 2401Y48404E-RF
Tester : Zenos Qiao
Note : 5GWiFi-Band2-AX80-5290

	Freq	Factor	Read Level	Level	Limit Line	Over Limit	Remark
	MHz	dB/m	dBuV	dBuV/m	dBuV/m	dB	
1	5132.139	2.70	42.39	45.09	54.00	-8.91	Average
2	5150.000	2.71	41.69	44.40	54.00	-9.60	Average

802.11ax80			
Test Channel:	**5290MHz**	**Ant. Polar. :**	**Vertical_Peak**

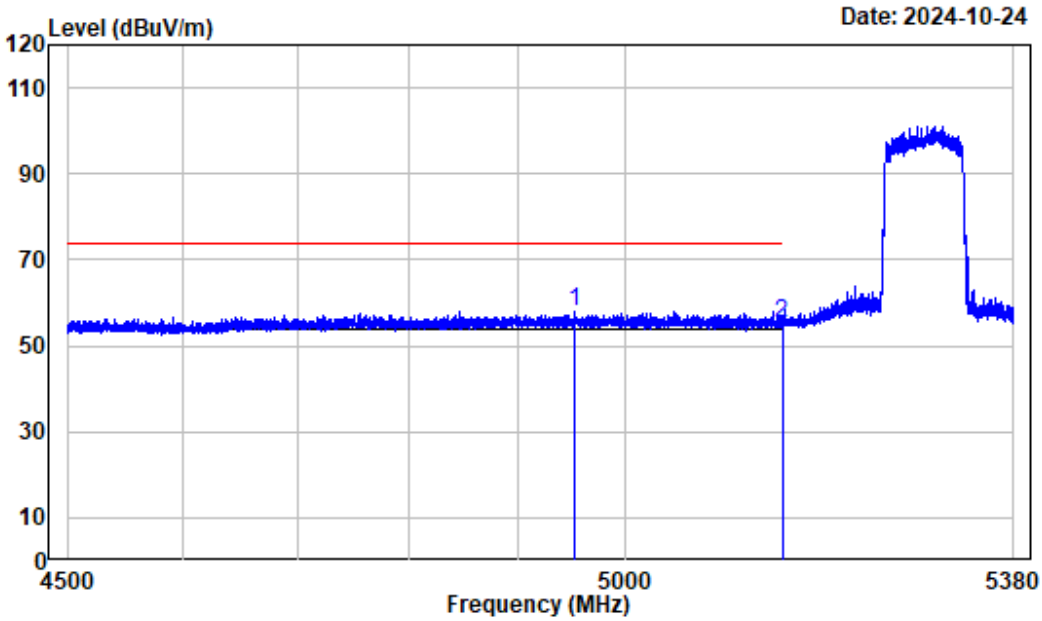

Condition : Vertical
Project No.: 2401Y48404E-RF
Tester : Zenos Qiao
Note : 5GWiFi-Band2-AX80-5290

	Freq	Factor	Read Level	Level	Limit Line	Over Limit	Remark
	MHz	dB/m	dBuV	dBuV/m	dBuV/m	dB	
1	4951.716	2.62	55.49	58.11	74.00	-15.89	Peak
2	5150.000	2.71	52.33	55.04	74.00	-18.96	Peak

802.11ax80			
Test Channel:	**5290MHz**	**Ant. Polar. :**	**Vertical_Average**

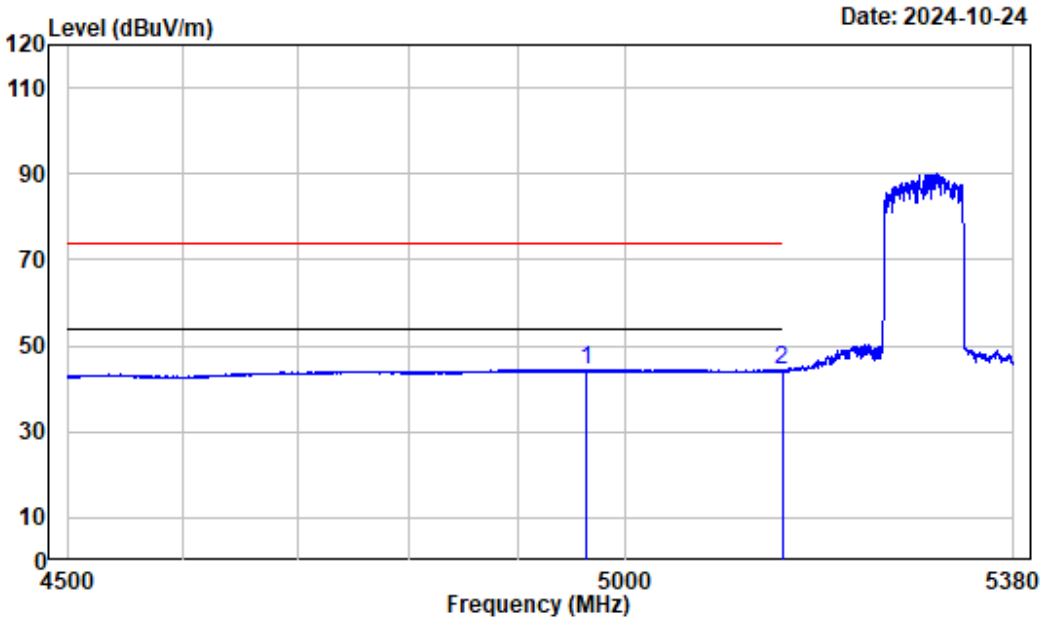

Condition : Vertical
Project No.: 2401Y48404E-RF
Tester : Zenos Qiao
Note : 5GWiFi-Band2-AX80-5290

	Freq	Factor	Read Level	Level	Limit Line	Over Limit	Remark
	MHz	dB/m	dBuV	dBuV/m	dBuV/m	dB	
1	4963.598	2.70	41.75	44.45	54.00	-9.55	Average
2	5150.000	2.71	41.63	44.34	54.00	-9.66	Average

802.11ax80			
Test Channel:	**5290MHz**	**Ant. Polar. :**	**Horizontal_Peak**

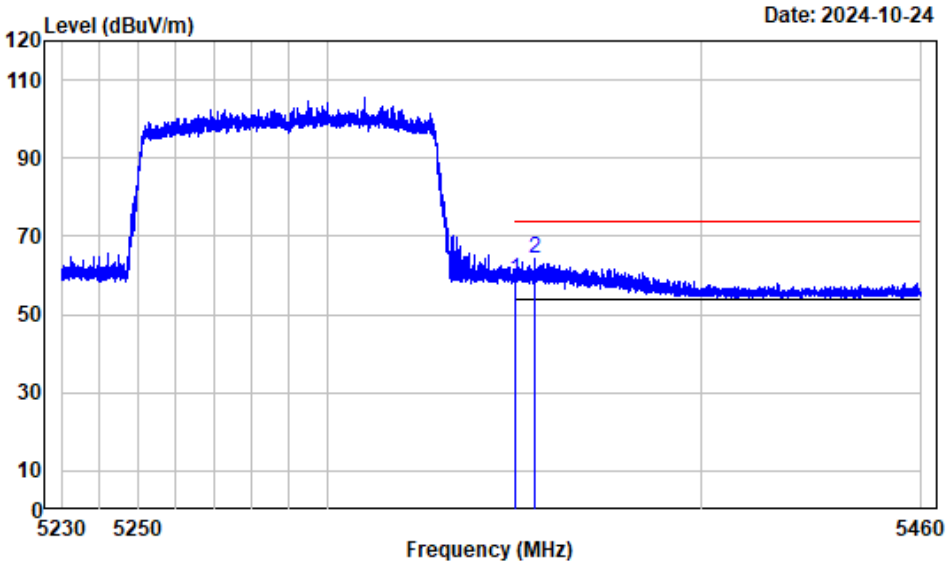

Condition : Horizontal
Project No.: 2401Y48404E-RF
Tester : Zenos Qiao
Note : 5GWiFi-Band2-AX80-5290

	Freq	Factor	Read Level	Level	Limit Line	Over Limit	Remark
	MHz	dB/m	dBuV	dBuV/m	dBuV/m	dB	
1	5350.000	2.90	56.16	59.06	74.00	-14.94	Peak
2	5355.193	2.92	61.42	64.34	74.00	-9.66	Peak

802.11ax80			
Test Channel:	**5290MHz**	**Ant. Polar. :**	**Horizontal_Average**

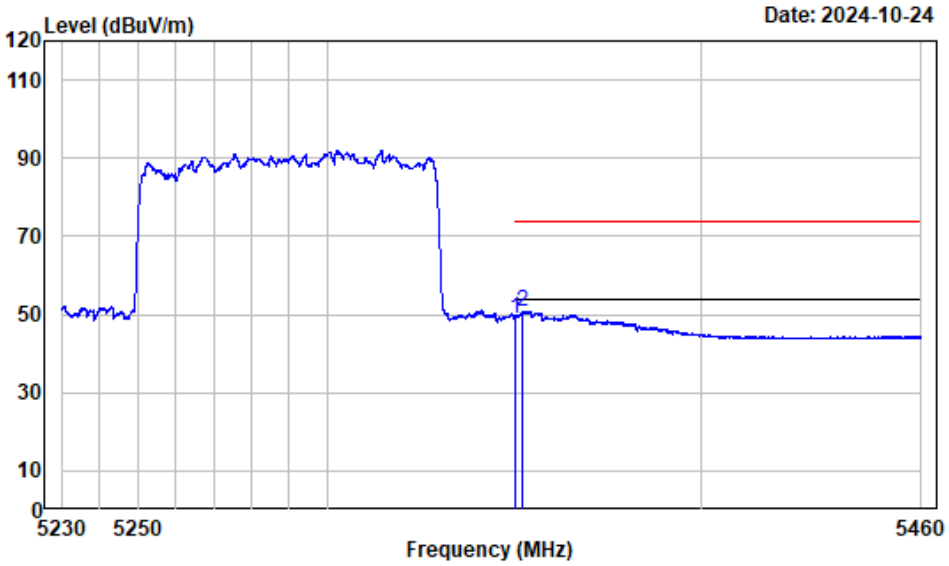

Condition : Horizontal
Project No.: 2401Y48404E-RF
Tester : Zenos Qiao
Note : 5GWiFi-Band2-AX80-5290

	Freq	Factor	Read Level	Level	Limit Line	Over Limit	Remark
	MHz	dB/m	dBuV	dBuV/m	dBuV/m	dB	
1	5350.000	2.90	46.07	48.97	54.00	-5.03	Average
2	5352.260	2.91	48.00	50.91	54.00	-3.09	Average

802.11ax80			
Test Channel:	**5290MHz**	**Ant. Polar. :**	**Vertical_Peak**

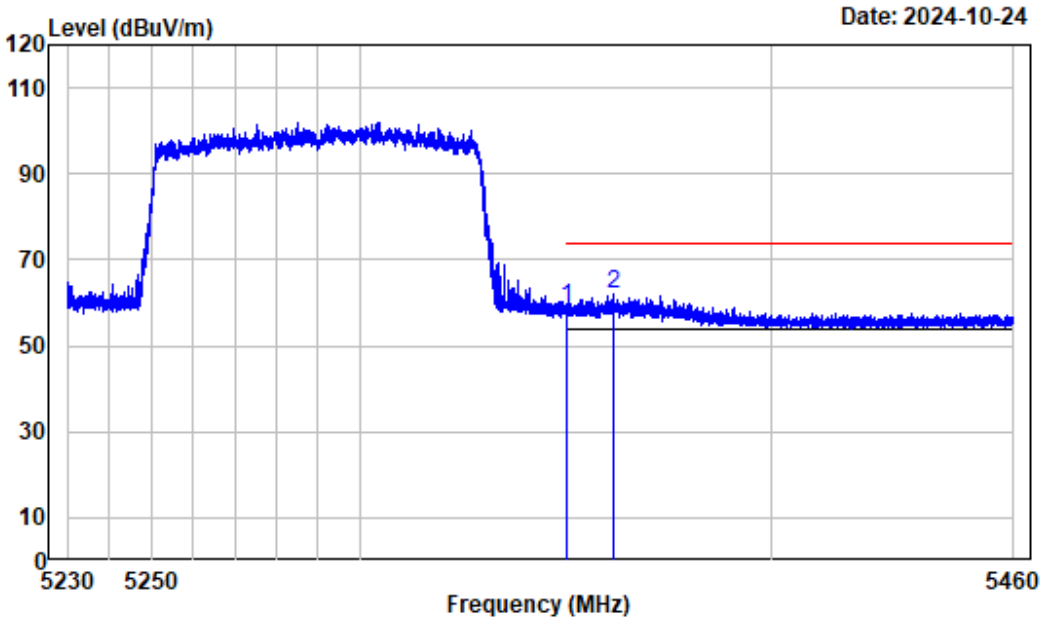

Condition : Vertical
Project No.: 2401Y48404E-RF
Tester : Zenos Qiao
Note : 5GWiFi-Band2-AX80-5290

	Freq	Factor	Read Level	Level	Limit Line	Over Limit	Remark
	MHz	dB/m	dBuV	dBuV/m	dBuV/m	dB	
1	5350.000	2.90	55.82	58.72	74.00	-15.28	Peak
2	5361.461	2.92	59.08	62.00	74.00	-12.00	Peak

802.11ax80			
Test Channel:	**5290MHz**	**Ant. Polar. :**	**Vertical_Average**

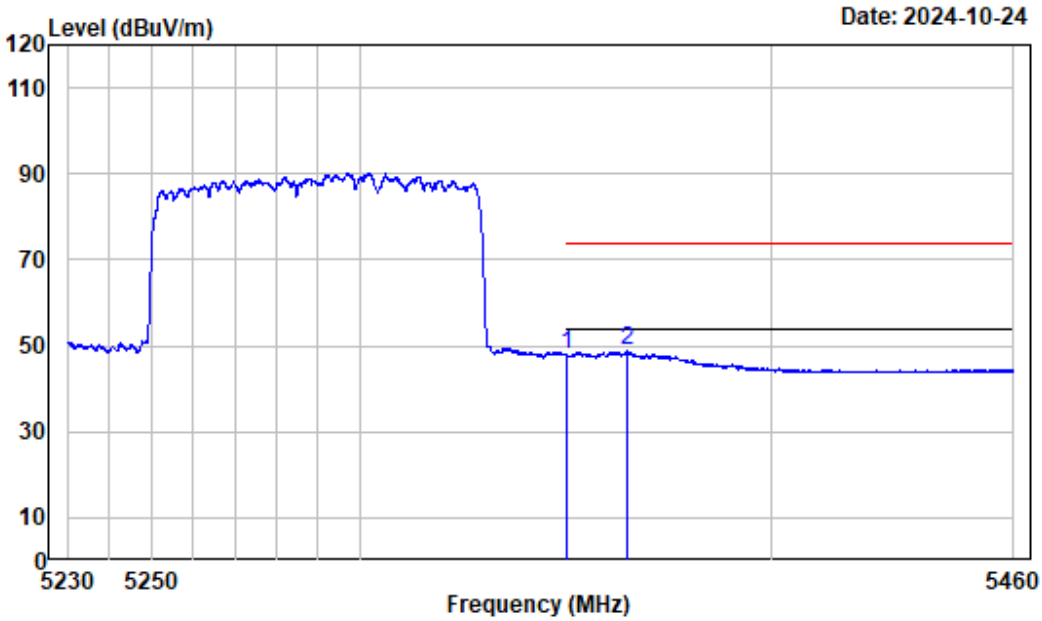

Condition : Vertical
Project No.: 2401Y48404E-RF
Tester : Zenos Qiao
Note : 5GWiFi-Band2-AX80-5290

	Freq	Factor	Read Level	Level	Limit Line	Over Limit	Remark
	MHz	dB/m	dBuV	dBuV/m	dBuV/m	dB	
1	5350.000	2.90	45.28	48.18	54.00	-5.82	Average
2	5364.682	2.93	45.83	48.76	54.00	-5.24	Average

5470-5725MHz:

802.11a_ ANT 0			
Test Channel:	**5500MHz**	**Ant. Polar. :**	**Horizontal_Peak**

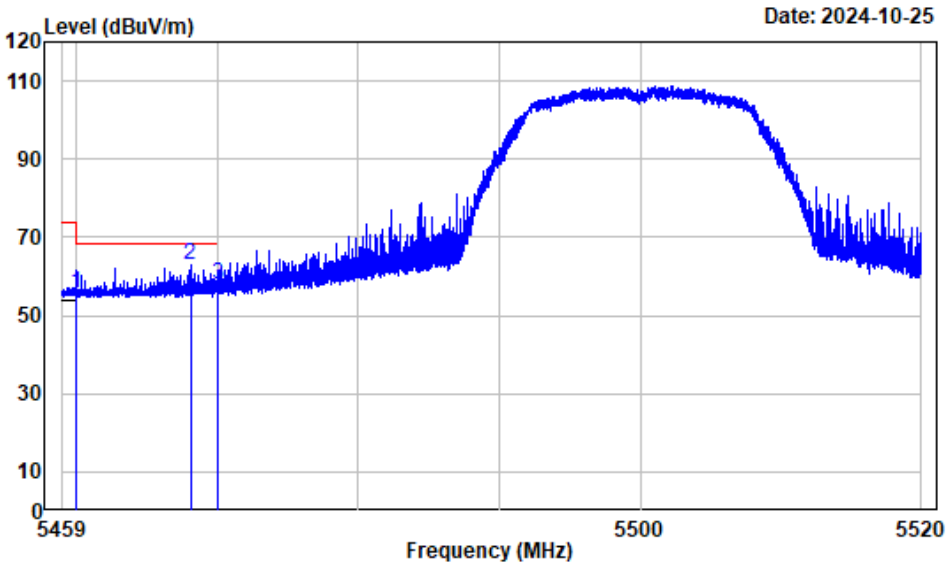

Condition : Horizontal
Project No.: 2401Y48404E-RF
Tester : Zenos Qiao
Note : 5GWiFi-ANT0-Band3-A-5500

	Freq	Factor	Read Level	Level	Limit Line	Over Limit	Remark
	MHz	dB/m	dBuV	dBuV/m	dBuV/m	dB	
1	5460.000	3.05	52.53	55.58	74.00	-18.42	Peak
2	5468.105	3.06	59.86	62.92	68.20	-5.28	Peak
3	5470.000	3.05	55.07	58.12	68.20	-10.08	Peak

802.11a_ ANT 0			
Test Channel:	**5500MHz**	**Ant. Polar. :**	**Horizontal_Average**

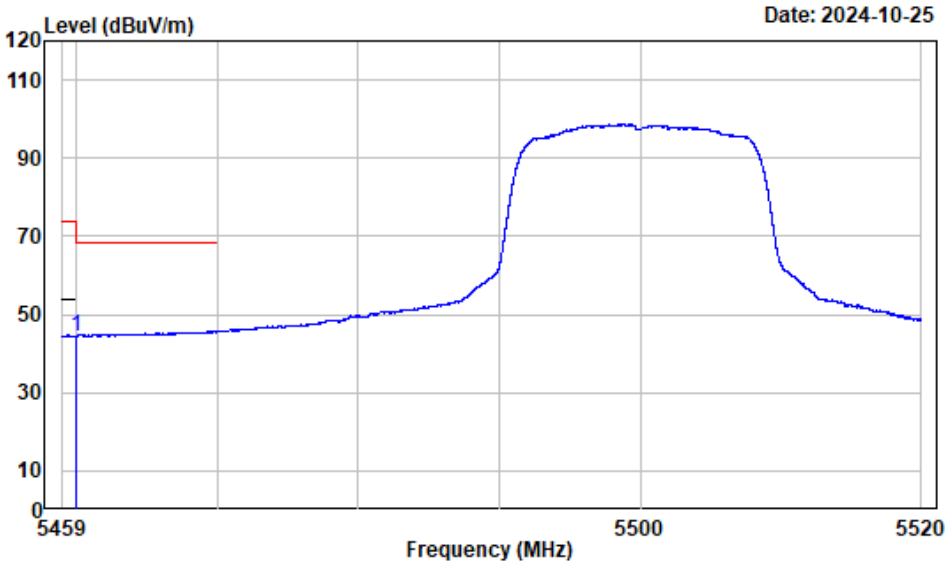

Condition : Horizontal
Project No.: 2401Y48404E-RF
Tester : Zenos Qiao
Note : 5GWiFi-ANT0-Band3-A-5500

	Freq	Factor	Read Level	Level	Limit Line	Over Limit	Remark
	MHz	dB/m	dBuV	dBuV/m	dBuV/m	dB	
1	5460.000	3.05	41.37	44.42	54.00	-9.58	Average

802.11a_ ANT 0			
Test Channel:	**5500MHz**	**Ant. Polar. :**	**Vertical_Peak**

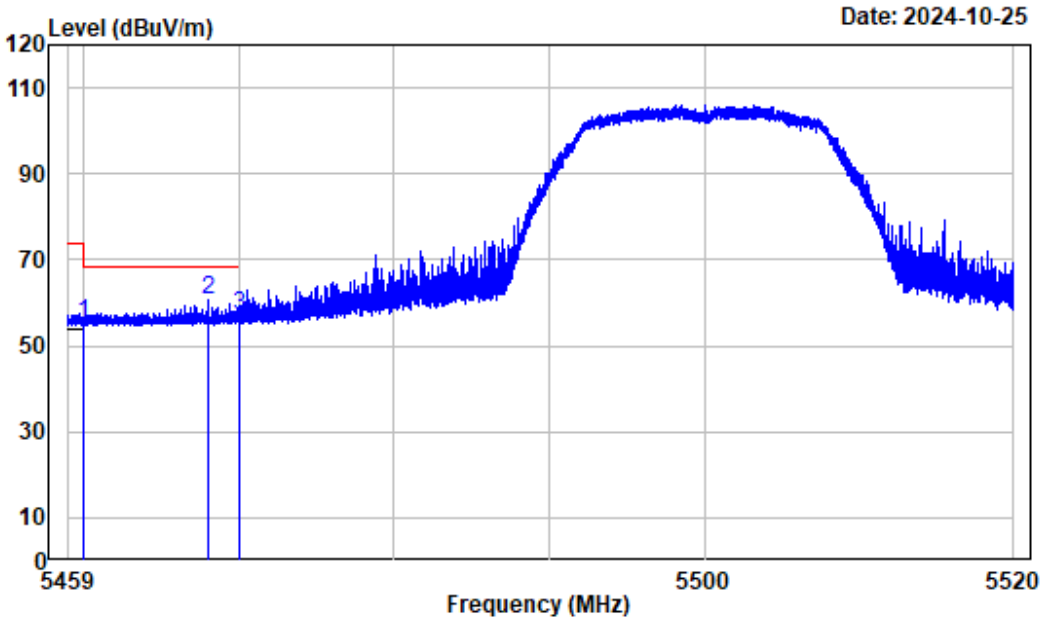

Condition : Vertical
Project No.: 2401Y48404E-RF
Tester : Zenos Qiao
Note : 5GWiFi-ANT0-Band3-A-5500

	Freq	Factor	Read Level	Level	Limit Line	Over Limit	Remark
	MHz	dB/m	dBuV	dBuV/m	dBuV/m	dB	
1	5460.000	3.05	52.39	55.44	74.00	-18.56	Peak
2	5468.014	3.06	57.84	60.90	68.20	-7.30	Peak
3	5470.000	3.05	53.90	56.95	68.20	-11.25	Peak

802.11a_ ANT 0			
Test Channel:	**5500MHz**	**Ant. Polar. :**	**Vertical_Average**

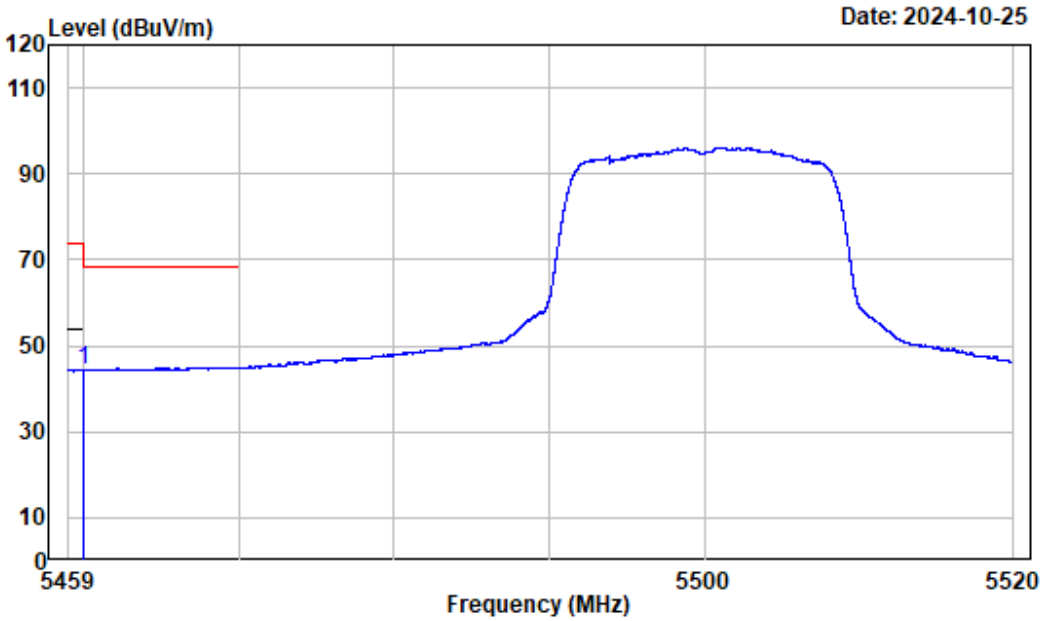

Condition : Vertical
Project No.: 2401Y48404E-RF
Tester : Zenos Qiao
Note : 5GWiFi-ANT0-Band3-A-5500

	Freq	Factor	Read Level	Level	Limit Line	Over Limit	Remark
	MHz	dB/m	dBuV	dBuV/m	dBuV/m	dB	
1	5460.000	3.05	41.22	44.27	54.00	-9.73	Average

802.11a_ ANT 0			
Test Channel:	**5700MHz**	**Ant. Polar. :**	**Horizontal_Peak**

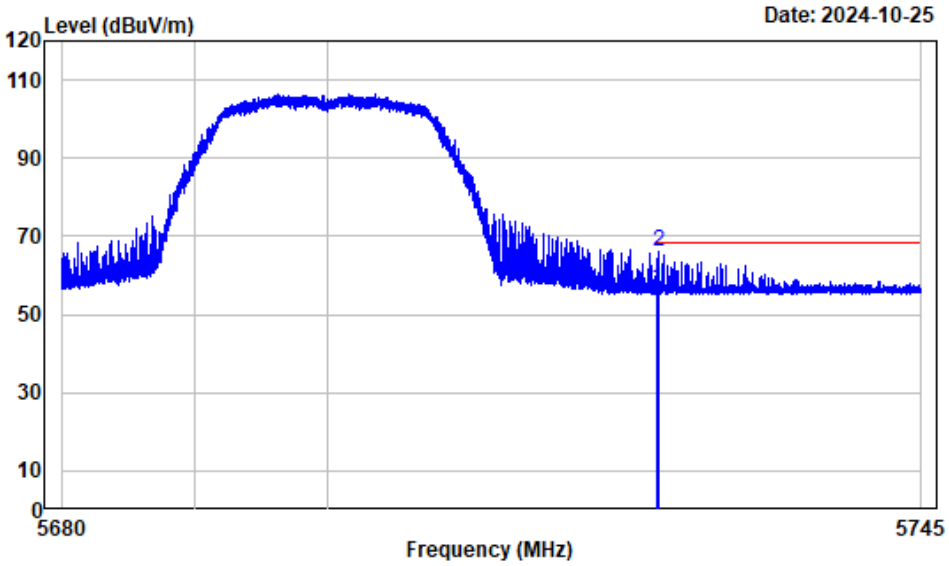

Condition : Horizontal
Project No.: 2401Y48404E-RF
Tester : Zenos Qiao
Note : 5GWiFi-ANT0-Band3-A-5700

	Freq	Factor	Read Level	Level	Limit Line	Over Limit	Remark
	MHz	dB/m	dBuV	dBuV/m	dBuV/m	dB	
1	5725.000	3.48	53.16	56.64	68.20	-11.56	Peak
2	5725.067	3.48	62.55	66.03	68.20	-2.17	Peak

802.11a_ ANT 0			
Test Channel:	**5700MHz**	**Ant. Polar. :**	**Vertical_Peak**

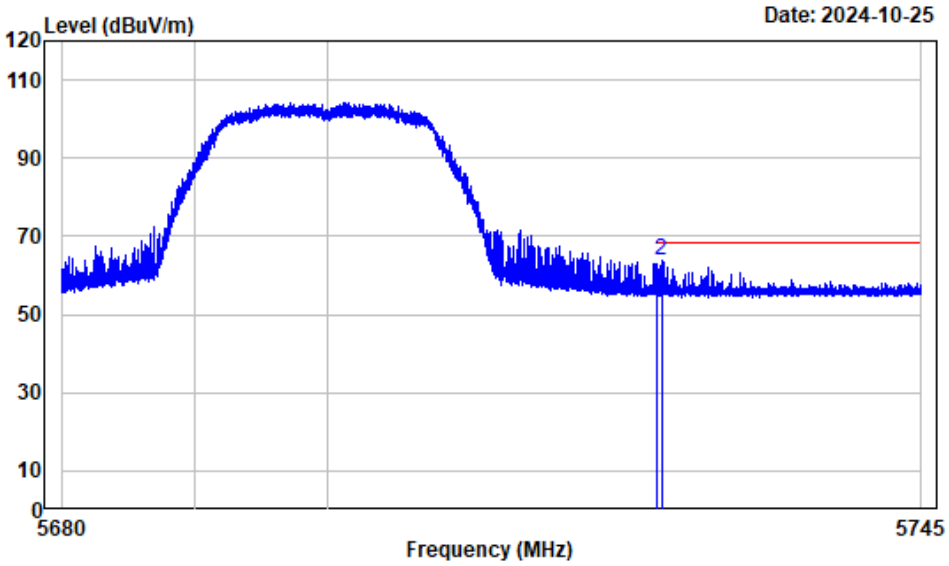

Condition : Vertical
Project No.: 2401Y48404E-RF
Tester : Zenos Qiao
Note : 5GWiFi-ANT0-Band3-A-5700

	Freq	Factor	Read Level	Level	Limit Line	Over Limit	Remark
	MHz	dB/m	dBuV	dBuV/m	dBuV/m	dB	
1	5725.000	3.48	52.54	56.02	68.20	-12.18	Peak
2	5725.278	3.48	60.45	63.93	68.20	-4.27	Peak

802.11a_ ANT 1			
Test Channel:	**5500MHz**	**Ant. Polar. :**	**Horizontal_Peak**

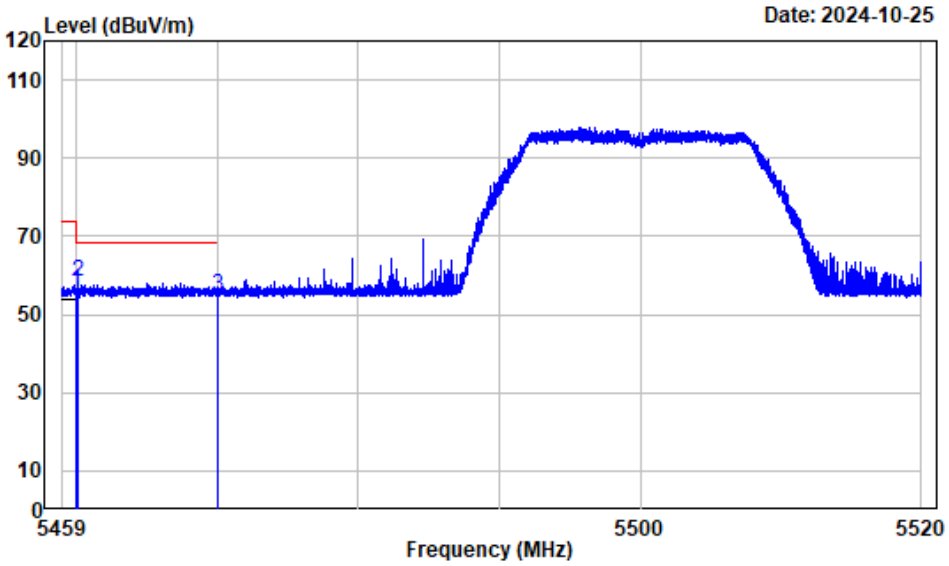

Condition : Horizontal
Project No.: 2401Y48404E-RF
Tester : Zenos Qiao
Note : 5GWiFi-ANT1-Band3-A-5500

	Freq	Factor	Read Level	Level	Limit Line	Over Limit	Remark
	MHz	dB/m	dBuV	dBuV/m	dBuV/m	dB	
1	5460.000	3.05	52.75	55.80	74.00	-18.20	Peak
2	5460.174	3.05	55.17	58.22	68.20	-9.98	Peak
3	5470.000	3.05	51.78	54.83	68.20	-13.37	Peak

802.11a_ ANT 1			
Test Channel:	**5500MHz**	**Ant. Polar. :**	**Horizontal_Average**

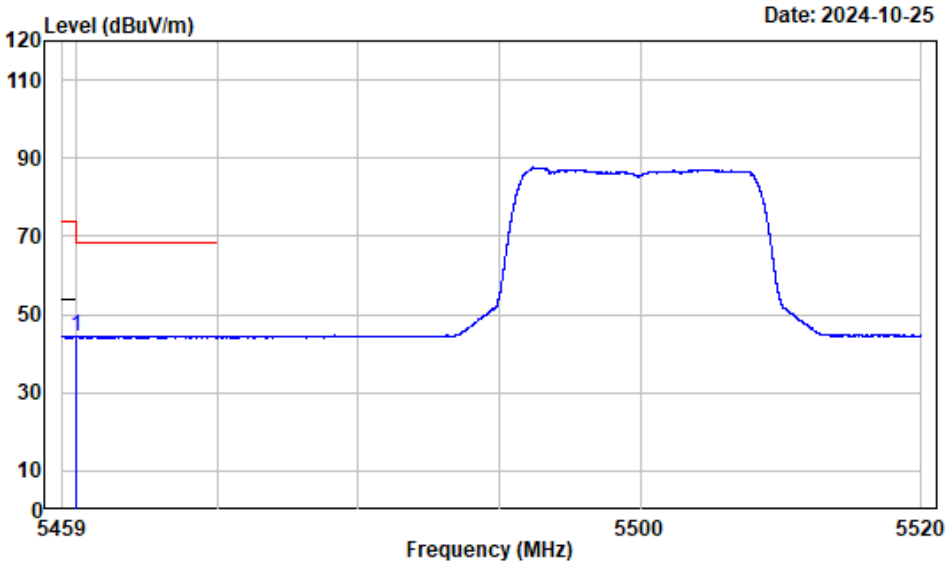

Condition : Horizontal
Project No.: 2401Y48404E-RF
Tester : Zenos Qiao
Note : 5GWiFi-ANT1-Band3-A-5500

	Freq	Factor	Read Level	Level	Limit Line	Over Limit	Remark
	MHz	dB/m	dBuV	dBuV/m	dBuV/m	dB	
1	5460.000	3.05	41.37	44.42	54.00	-9.58	Average

802.11a_ ANT 1			
Test Channel:	**5500MHz**	**Ant. Polar. :**	**Vertical_Peak**

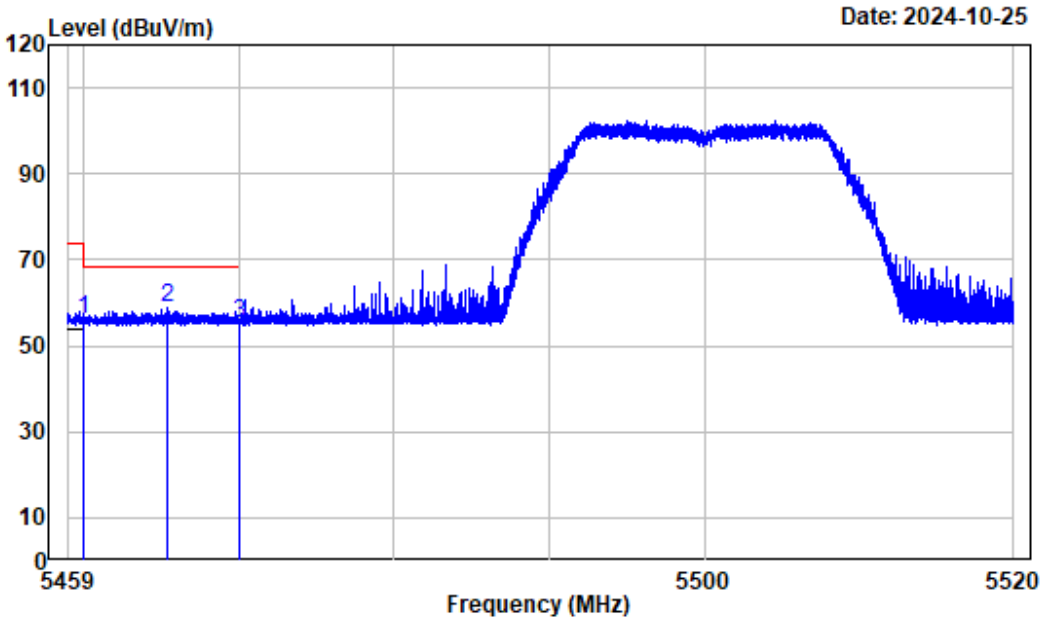

Condition : Vertical
Project No.: 2401Y48404E-RF
Tester : Zenos Qiao
Note : 5GWiFi-ANT1-Band3-A-5500

	Freq	Factor	Read Level	Level	Limit Line	Over Limit	Remark
	MHz	dB/m	dBuV	dBuV/m	dBuV/m	dB	
1	5460.000	3.05	52.93	55.98	74.00	-18.02	Peak
2	5465.421	3.06	55.64	58.70	68.20	-9.50	Peak
3	5470.000	3.05	52.39	55.44	68.20	-12.76	Peak

802.11a_ ANT 1			
Test Channel:	**5500MHz**	**Ant. Polar. :**	**Vertical_Average**

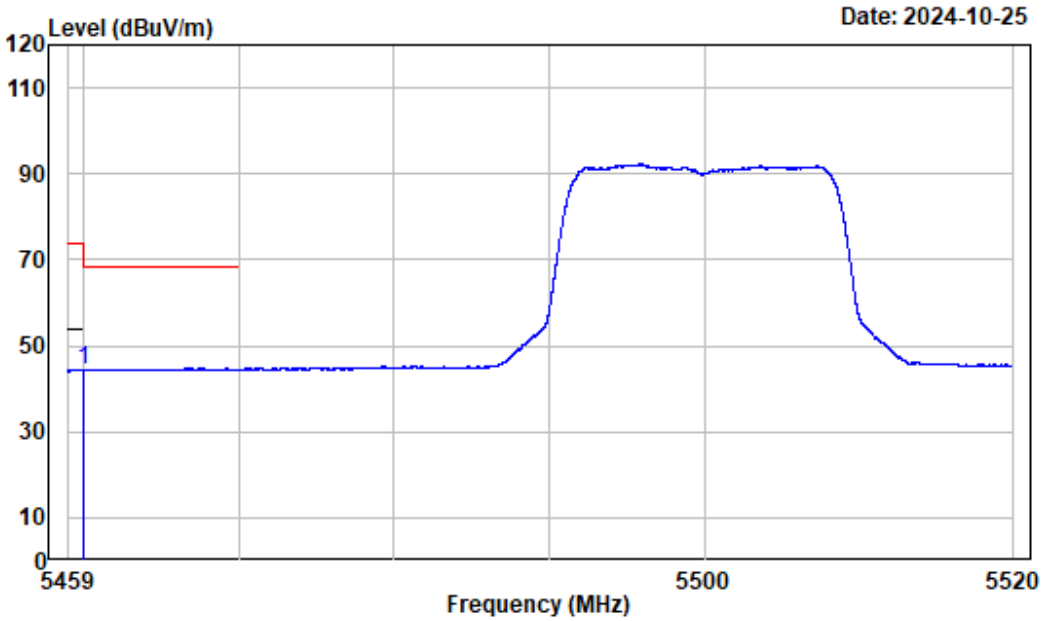

Condition : Vertical
Project No.: 2401Y48404E-RF
Tester : Zenos Qiao
Note : 5GWiFi-ANT1-Band3-A-5500

	Freq	Factor	Read Level	Level	Limit Line	Over Limit	Remark
	MHz	dB/m	dBuV	dBuV/m	dBuV/m	dB	
1	5460.000	3.05	41.39	44.44	54.00	-9.56	Average

802.11a_ ANT 1			
Test Channel:	**5700MHz**	**Ant. Polar. :**	**Horizontal_Peak**

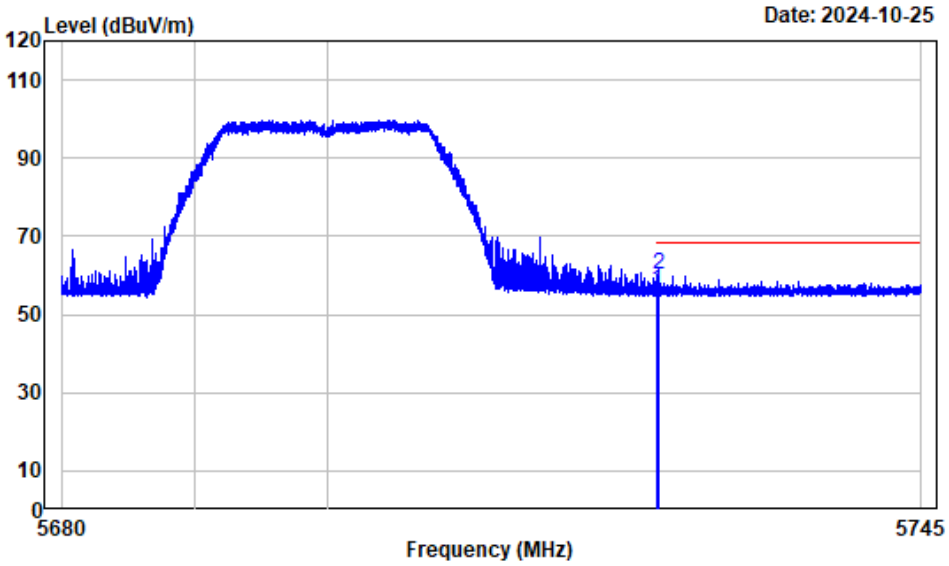

Condition : Horizontal
Project No.: 2401Y48404E-RF
Tester : Zenos Qiao
Note : 5GWiFi-ANT1-Band3-A-5700

	Freq	Factor	Read Level	Level	Limit Line	Over Limit	Remark
	MHz	dB/m	dBuV	dBuV/m	dBuV/m	dB	
1	5725.000	3.48	52.47	55.95	68.20	-12.25	Peak
2	5725.020	3.48	56.82	60.30	68.20	-7.90	Peak

802.11a_ ANT 1			
Test Channel:	**5700MHz**	**Ant. Polar. :**	**Vertical_Peak**

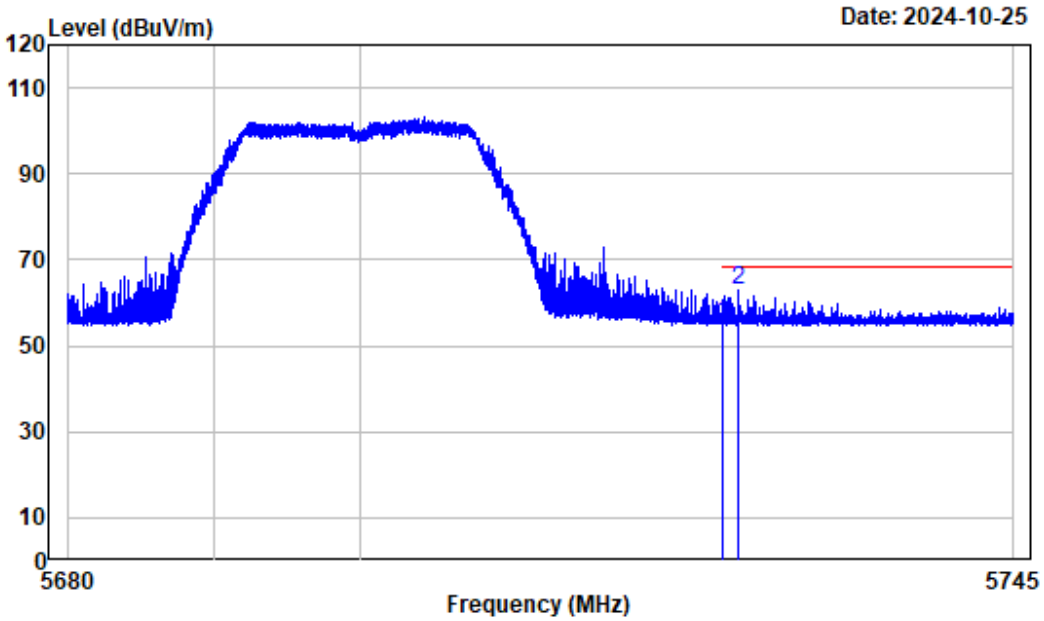

Condition : Vertical
Project No.: 2401Y48404E-RF
Tester : Zenos Qiao
Note : 5GWiFi-ANT1-Band3-A-5700

	Freq	Factor	Read Level	Level	Limit Line	Over Limit	Remark
	MHz	dB/m	dBuV	dBuV/m	dBuV/m	dB	
1	5725.000	3.48	51.96	55.44	68.20	-12.76	Peak
2	5726.066	3.48	59.60	63.08	68.20	-5.12	Peak

802.11ac20			
Test Channel:	**5500MHz**	**Ant. Polar. :**	**Horizontal_Peak**

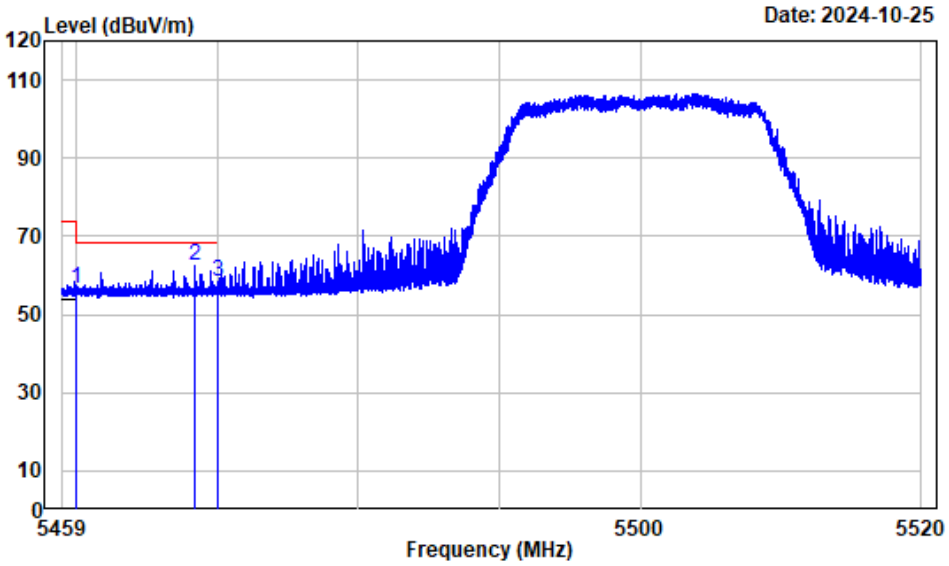

Condition : Horizontal
Project No.: 2401Y48404E-RF
Tester : Zenos Qiao
Note : 5GWiFi-Band3-AC20-5500

	Freq	Factor	Read Level	Level	Limit Line	Over Limit	Remark
	MHz	dB/m	dBuV	dBuV/m	dBuV/m	dB	
1	5460.000	3.05	53.49	56.54	74.00	-17.46	Peak
2	5468.372	3.05	59.22	62.27	68.20	-5.93	Peak
3	5470.000	3.05	55.17	58.22	68.20	-9.98	Peak

802.11ac20			
Test Channel:	**5500MHz**	**Ant. Polar. :**	**Horizontal_Average**

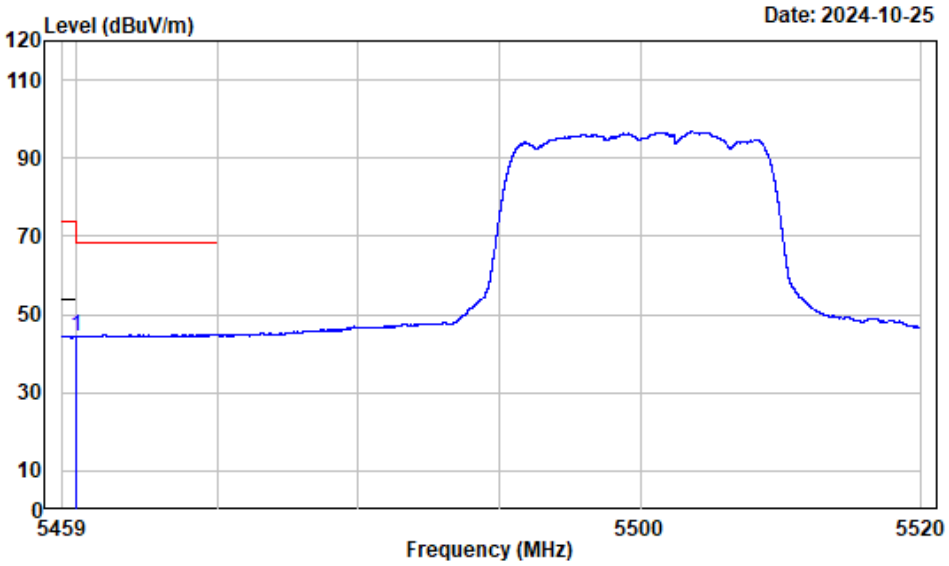

Condition : Horizontal
Project No.: 2401Y48404E-RF
Tester : Zenos Qiao
Note : 5GWiFi-Band3-AC20-5500

	Freq	Factor	Read Level	Level	Limit Line	Over Limit	Remark
	MHz	dB/m	dBuV	dBuV/m	dBuV/m	dB	
1	5460.000	3.05	41.12	44.17	54.00	-9.83	Average

802.11ac20			
Test Channel:	**5500MHz**	**Ant. Polar. :**	**Vertical_Peak**

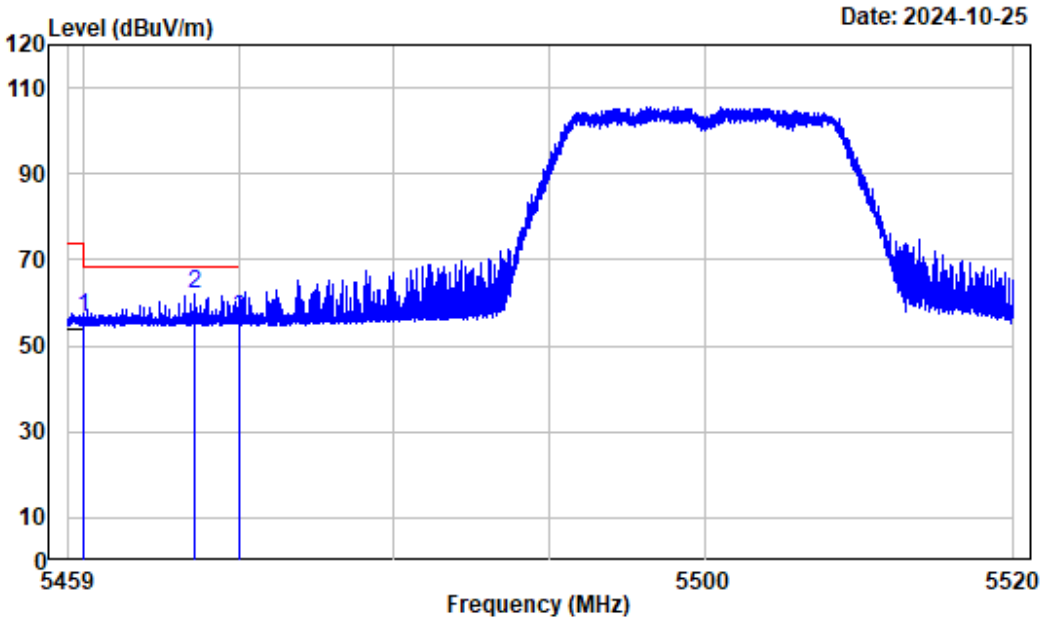

Condition : Vertical
Project No.: 2401Y48404E-RF
Tester : Zenos Qiao
Note : 5GWiFi-Band3-AC20-5500

	Freq	Factor	Read Level	Level	Limit Line	Over Limit	Remark
	MHz	dB/m	dBuV	dBuV/m	dBuV/m	dB	
1	5460.000	3.05	53.74	56.79	74.00	-17.21	Peak
2	5467.122	3.06	58.98	62.04	68.20	-6.16	Peak
3	5470.000	3.05	52.95	56.00	68.20	-12.20	Peak

802.11ac20			
Test Channel:	**5500MHz**	**Ant. Polar. :**	**Vertical_Average**

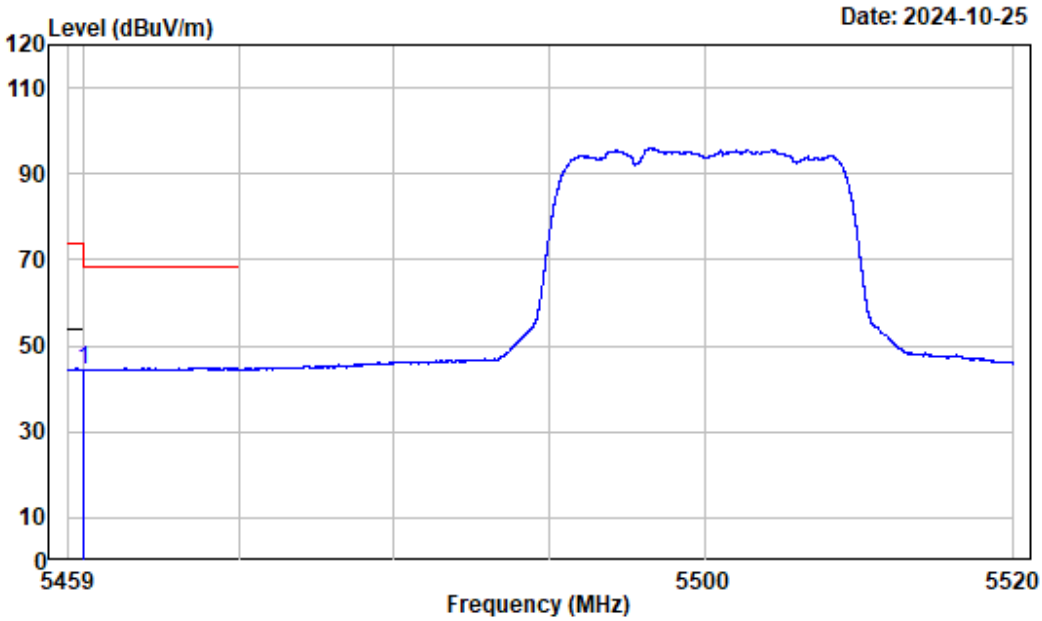

Condition : Vertical
Project No.: 2401Y48404E-RF
Tester : Zenos Qiao
Note : 5GWiFi-Band3-AC20-5500

	Freq	Factor	Read Level	Level	Limit Line	Over Limit	Remark
	MHz	dB/m	dBuV	dBuV/m	dBuV/m	dB	
1	5460.000	3.05	41.42	44.47	54.00	-9.53	Average

802.11ac20			
Test Channel:	**5700MHz**	**Ant. Polar. :**	**Horizontal_Peak**

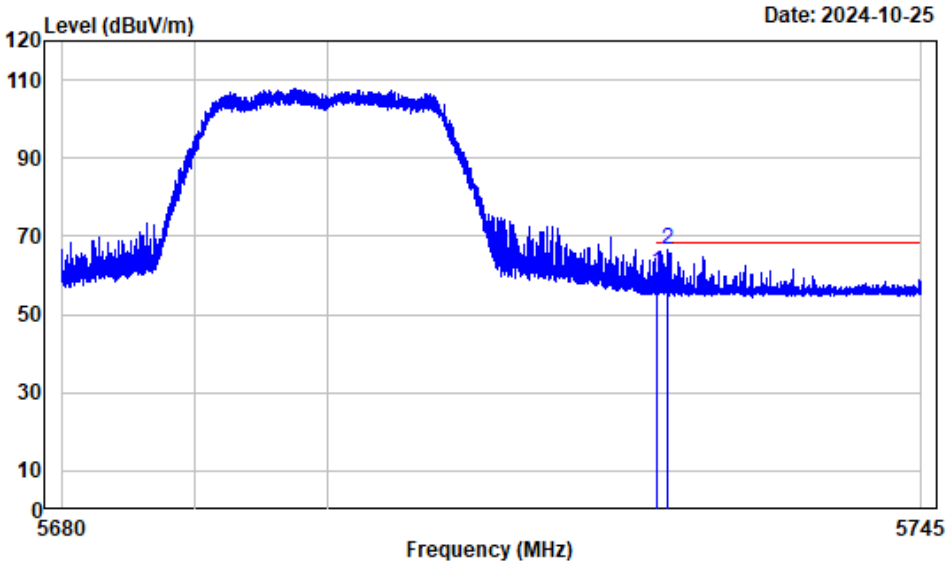

Condition : Horizontal
Project No.: 2401Y48404E-RF
Tester : Zenos Qiao
Note : 5GWiFi-Band3-AC20-5700

	Freq	Factor	Read Level	Level	Limit Line	Over Limit	Remark
	MHz	dB/m	dBuV	dBuV/m	dBuV/m	dB	
1	5725.000	3.48	57.20	60.68	68.20	-7.52	Peak
2	5725.717	3.48	62.96	66.44	68.20	-1.76	Peak

802.11ac20			
Test Channel:	**5700MHz**	**Ant. Polar. :**	**Vertical_Peak**

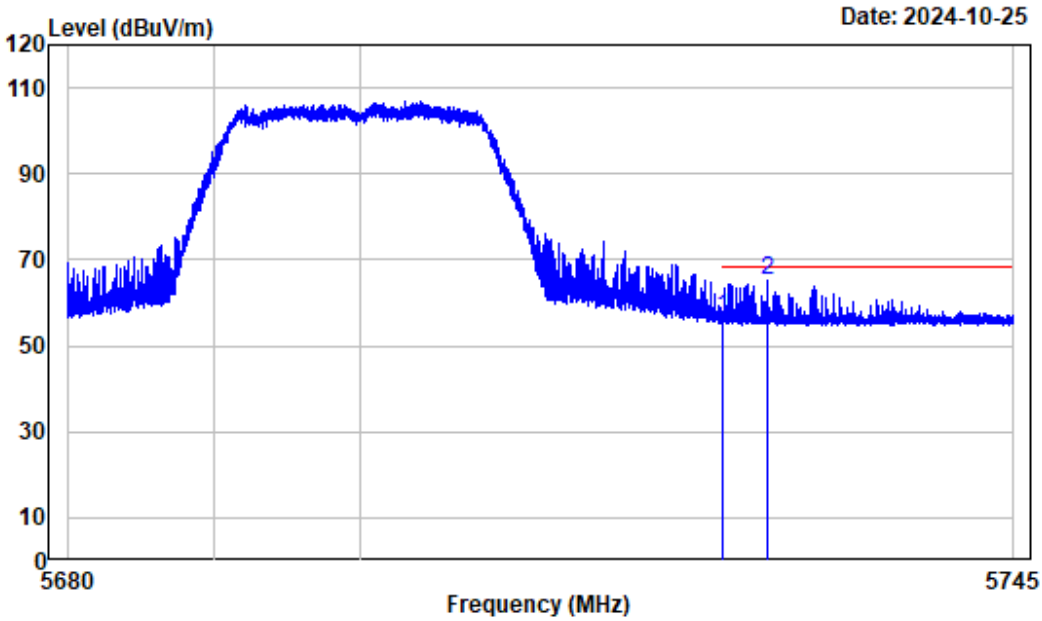

Condition : Vertical
Project No.: 2401Y48404E-RF
Tester : Zenos Qiao
Note : 5GWiFi-Band3-AC20-5700

	Freq	Factor	Read Level	Level	Limit Line	Over Limit	Remark
	MHz	dB/m	dBuV	dBuV/m	dBuV/m	dB	
1	5725.000	3.48	53.16	56.64	68.20	-11.56	Peak
2	5728.074	3.50	61.79	65.29	68.20	-2.91	Peak

802.11ac40			
Test Channel:	**5510MHz**	**Ant. Polar. :**	**Horizontal_Peak**

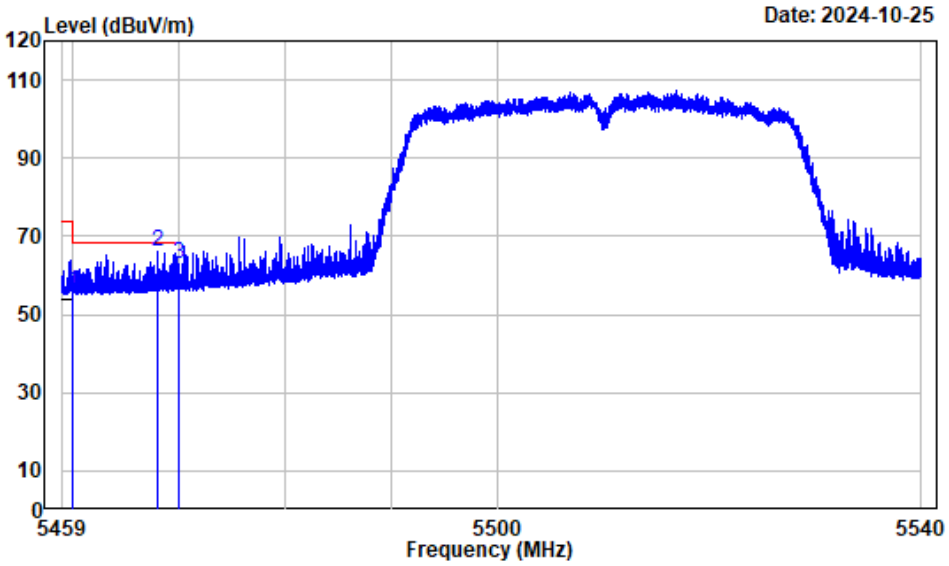

Condition : Horizontal
Project No.: 2401Y48404E-RF
Tester : Zenos Qiao
Note : 5GWiFi-Band3-AC40-5510

	Freq	Factor	Read Level	Level	Limit Line	Over Limit	Remark
	MHz	dB/m	dBuV	dBuV/m	dBuV/m	dB	
1	5460.000	3.05	52.65	55.70	74.00	-18.30	Peak
2	5468.073	3.06	62.83	65.89	68.20	-2.31	Peak
3	5470.000	3.05	59.88	62.93	68.20	-5.27	Peak

802.11ac40			
Test Channel:	**5510MHz**	**Ant. Polar. :**	**Horizontal_Average**

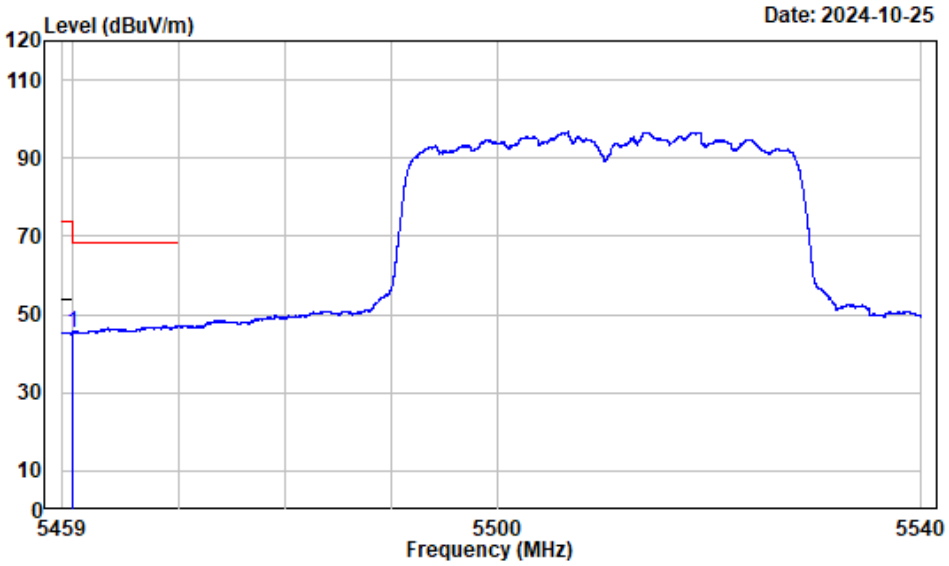

Condition : Horizontal
Project No.: 2401Y48404E-RF
Tester : Zenos Qiao
Note : 5GWiFi-Band3-AC40-5510

	Freq	Factor	Read Level	Level	Limit Line	Over Limit	Remark
	MHz	dB/m	dBuV	dBuV/m	dBuV/m	dB	
1	5460.000	3.05	42.38	45.43	54.00	-8.57	Average

802.11ac40			
Test Channel:	**5510MHz**	**Ant. Polar. :**	**Vertical_Peak**

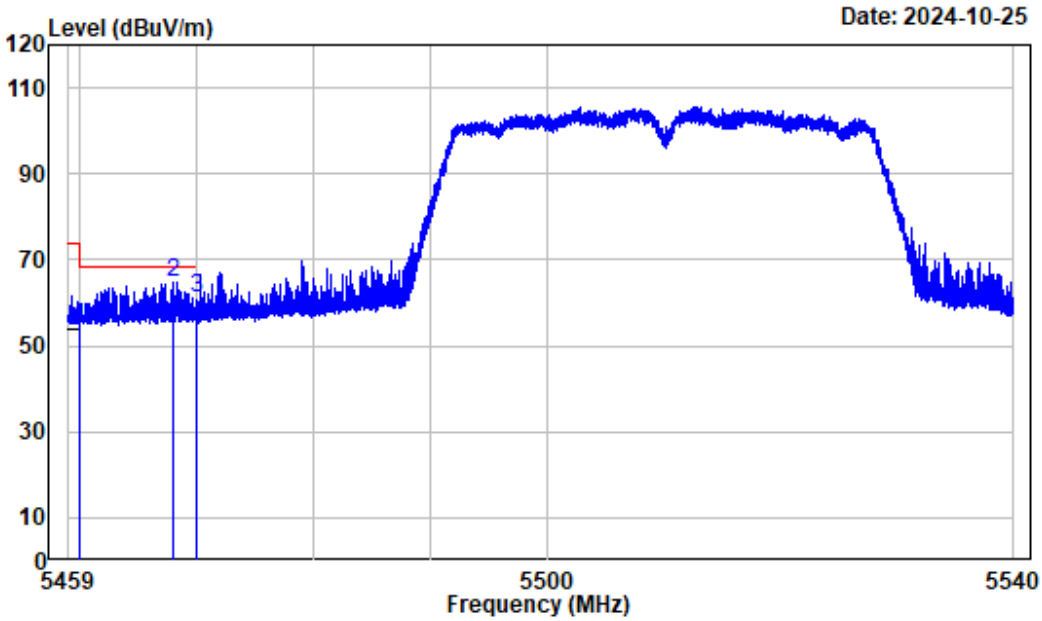

Condition : Vertical
Project No.: 2401Y48404E-RF
Tester : Zenos Qiao
Note : 5GWiFi-Band3-AC40-5510

	Freq	Factor	Read Level	Level	Limit Line	Over Limit	Remark
	MHz	dB/m	dBuV	dBuV/m	dBuV/m	dB	
1	5460.000	3.05	51.49	54.54	74.00	-19.46	Peak
2	5467.982	3.06	61.57	64.63	68.20	-3.57	Peak
3	5470.000	3.05	58.20	61.25	68.20	-6.95	Peak

802.11ac40			
Test Channel:	**5510MHz**	**Ant. Polar. :**	**Vertical_Average**

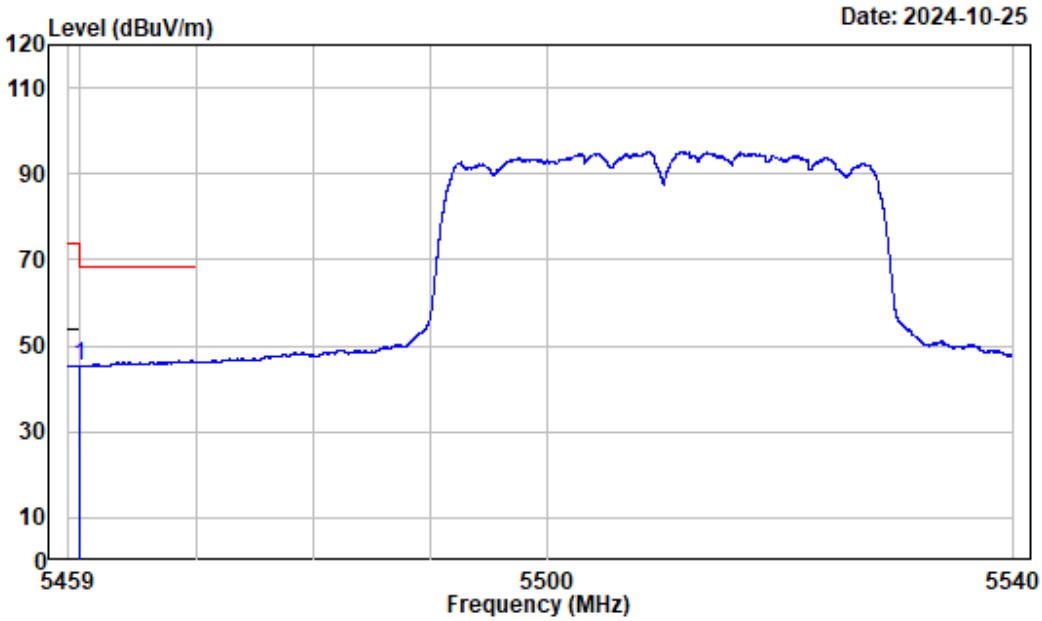

Condition : Vertical
Project No.: 2401Y48404E-RF
Tester : Zenos Qiao
Note : 5GWiFi-Band3-AC40-5510

	Freq	Factor	Read Level	Level	Limit Line	Over Limit	Remark
	MHz	dB/m	dBuV	dBuV/m	dBuV/m	dB	
1	5460.000	3.05	42.16	45.21	54.00	-8.79	Average

802.11ac40			
Test Channel:	**5670MHz**	**Ant. Polar. :**	**Horizontal_Peak**

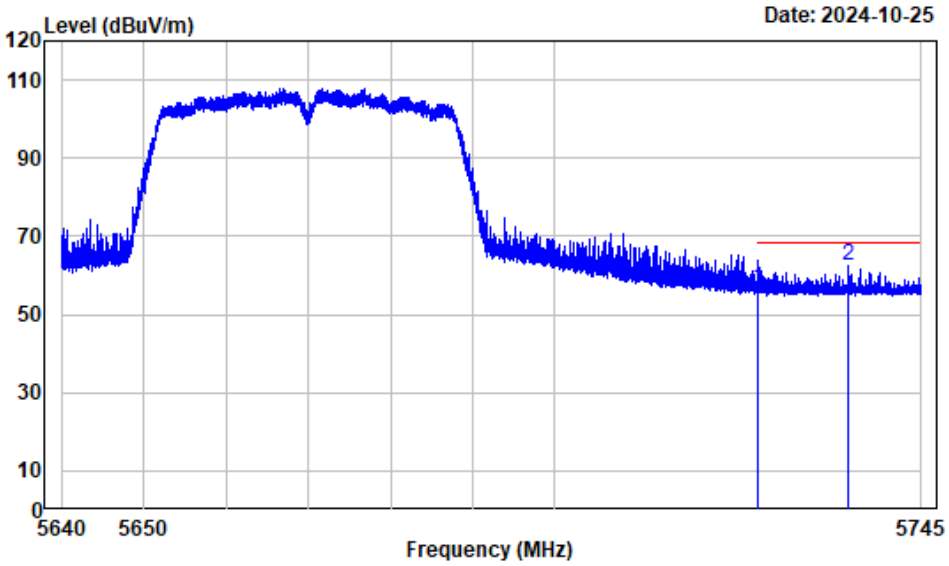

Condition : Horizontal
Project No.: 2401Y48404E-RF
Tester : Zenos Qiao
Note : 5GWiFi-Band3-AC40-5670

	Freq	Factor	Read Level	Level	Limit Line	Over Limit	Remark
	MHz	dB/m	dBuV	dBuV/m	dBuV/m	dB	
1	5725.000	3.48	52.91	56.39	68.20	-11.81	Peak
2	5736.100	3.50	59.00	62.50	68.20	-5.70	Peak

802.11ac40			
Test Channel:	**5670MHz**	**Ant. Polar. :**	**Vertical_Peak**

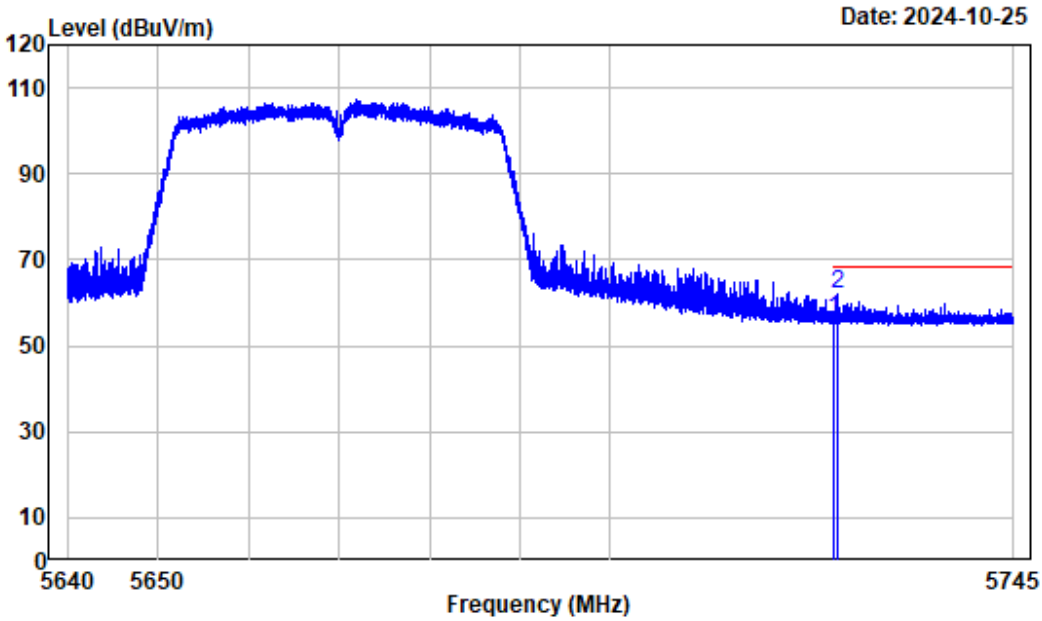

Condition : Vertical
Project No.: 2401Y48404E-RF
Tester : Zenos Qiao
Note : 5GWiFi-Band3-AC40-5670

	Freq	Factor	Read Level	Level	Limit Line	Over Limit	Remark
	MHz	dB/m	dBuV	dBuV/m	dBuV/m	dB	
1	5725.000	3.48	52.61	56.09	68.20	-12.11	Peak
2	5725.245	3.48	58.76	62.24	68.20	-5.96	Peak

802.11ac80			
Test Channel:	**5530MHz**	**Ant. Polar. :**	**Horizontal_Peak**

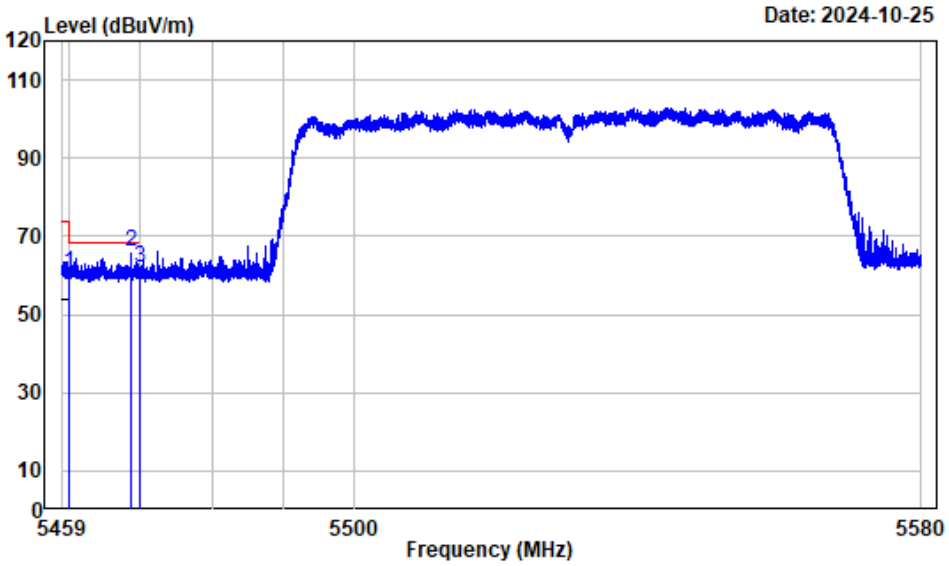

Condition : Horizontal
Project No.: 2401Y48404E-RF
Tester : Zenos Qiao
Note : 5GWiFi-Band3-AC80-5530

	Freq	Factor	Read Level	Level	Limit Line	Over Limit	Remark
	MHz	dB/m	dBuV	dBuV/m	dBuV/m	dB	
1	5460.000	3.05	57.41	60.46	74.00	-13.54	Peak
2	5468.787	3.05	62.98	66.03	68.20	-2.17	Peak
3	5470.000	3.05	59.12	62.17	68.20	-6.03	Peak

802.11ac80			
Test Channel:	**5530MHz**	**Ant. Polar. :**	**Horizontal_Average**

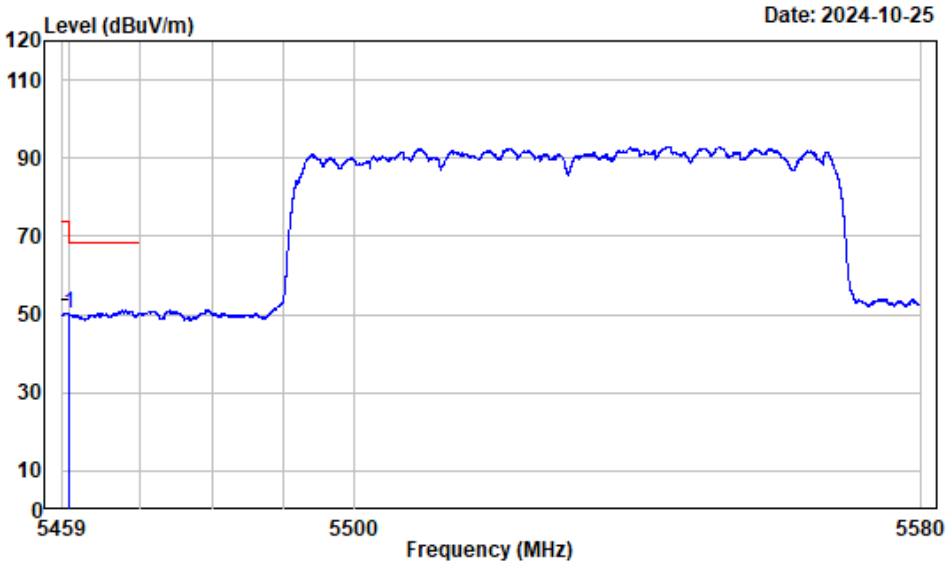

Condition : Horizontal
Project No.: 2401Y48404E-RF
Tester : Zenos Qiao
Note : 5GWiFi-Band3-AC80-5530

	Freq	Factor	Read Level	Level	Limit Line	Over Limit	Remark
	MHz	dB/m	dBuV	dBuV/m	dBuV/m	dB	
1	5460.000	3.05	47.08	50.13	54.00	-3.87	Average

802.11ac80			
Test Channel:	**5530MHz**	**Ant. Polar. :**	**Vertical_Peak**

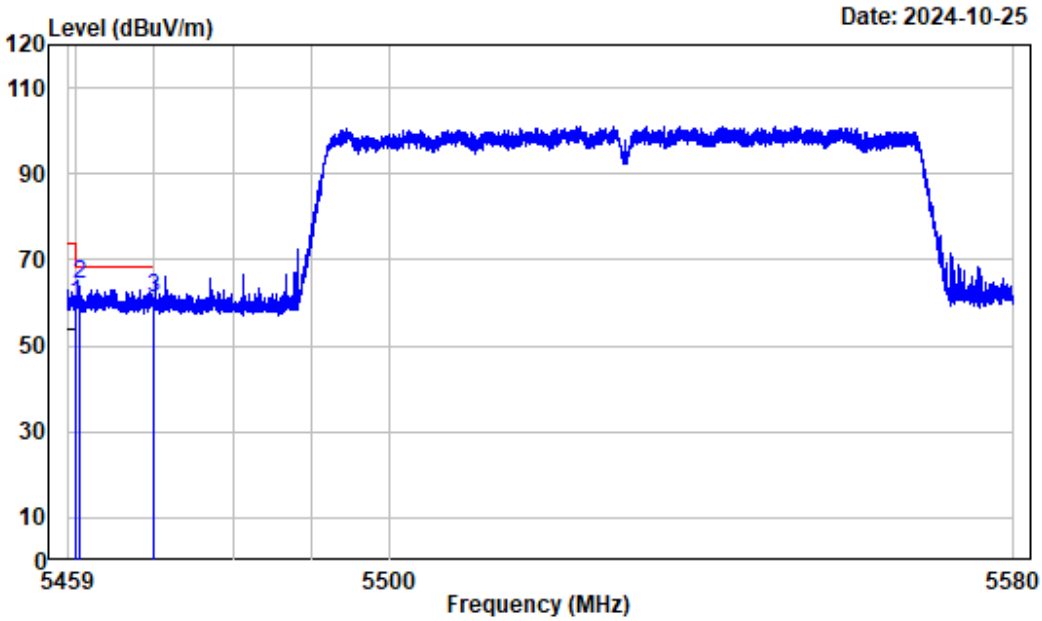

Condition : Vertical
Project No.: 2401Y48404E-RF
Tester : Zenos Qiao
Note : 5GWiFi-Band3-AC80-5530

	Freq	Factor	Read Level	Level	Limit Line	Over Limit	Remark
	MHz	dB/m	dBuV	dBuV/m	dBuV/m	dB	
1	5460.000	3.05	56.89	59.94	74.00	-14.06	Peak
2	5460.467	3.05	61.26	64.31	68.20	-3.89	Peak
3	5470.000	3.05	58.21	61.26	68.20	-6.94	Peak

802.11ac80			
Test Channel:	**5530MHz**	**Ant. Polar. :**	**Vertical_Average**

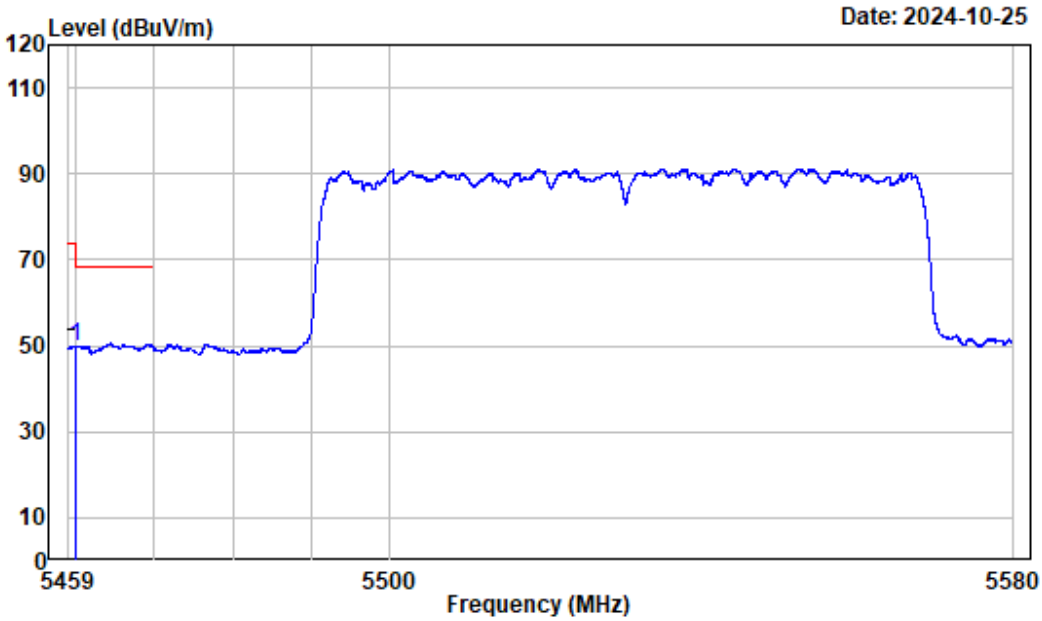

Condition : Vertical
Project No.: 2401Y48404E-RF
Tester : Zenos Qiao
Note : 5GWiFi-Band3-AC80-5530

	Freq	Factor	Read Level	Level	Limit Line	Over Limit	Remark
	MHz	dB/m	dBuV	dBuV/m	dBuV/m	dB	
1	5460.000	3.05	46.74	49.79	54.00	-4.21	Average

802.11ac80			
Test Channel:	**5610MHz**	**Ant. Polar. :**	**Horizontal_Peak**

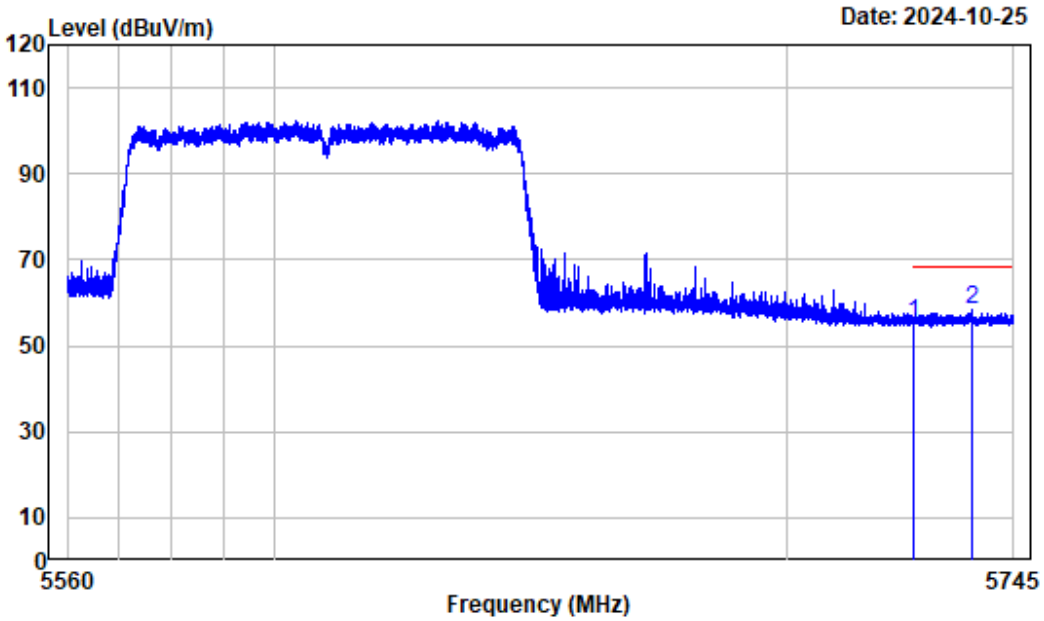

Condition : Horizontal
Project No.: 2401Y48404E-RF
Tester : Zenos Qiao
Note : 5GWiFi-Band3-AC80-5610

	Freq	Factor	Read Level	Level	Limit Line	Over Limit	Remark
	MHz	dB/m	dBuV	dBuV/m	dBuV/m	dB	
1	5725.000	3.48	51.71	55.19	68.20	-13.01	Peak
2	5736.604	3.50	55.04	58.54	68.20	-9.66	Peak

802.11ac80			
Test Channel:	**5610MHz**	**Ant. Polar. :**	**Vertical_Peak**

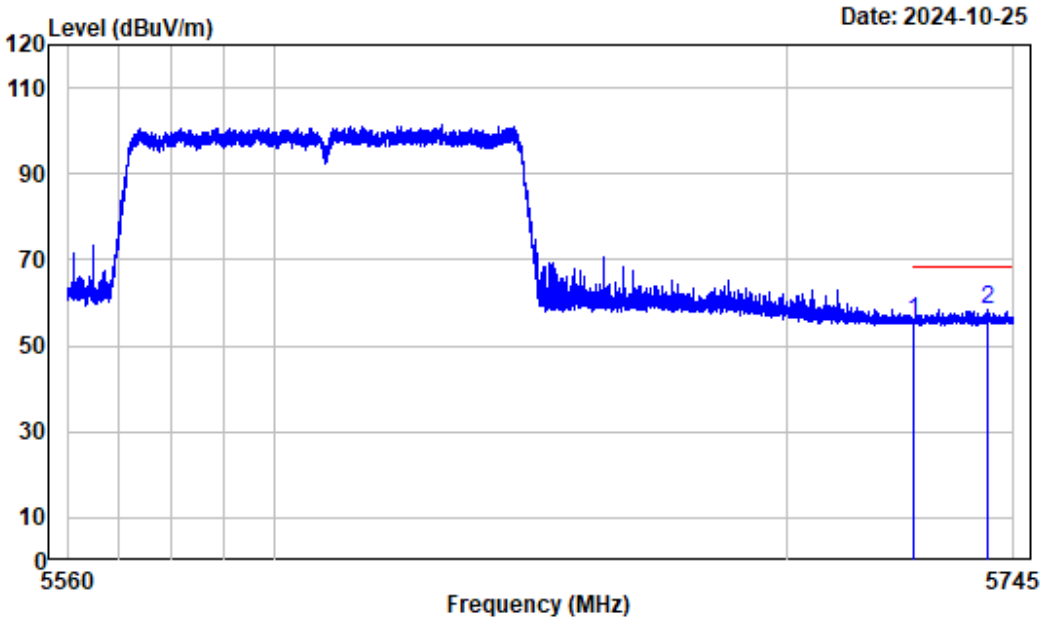

Condition : Vertical
Project No.: 2401Y48404E-RF
Tester : Zenos Qiao
Note : 5GWiFi-Band3-AC80-5610

	Freq	Factor	Read Level	Level	Limit Line	Over Limit	Remark
	MHz	dB/m	dBuV	dBuV/m	dBuV/m	dB	
1	5725.000	3.48	52.28	55.76	68.20	-12.44	Peak
2	5739.981	3.51	54.79	58.30	68.20	-9.90	Peak

802.11ax20			
Test Channel:	**5500MHz**	**Ant. Polar. :**	**Horizontal_Peak**

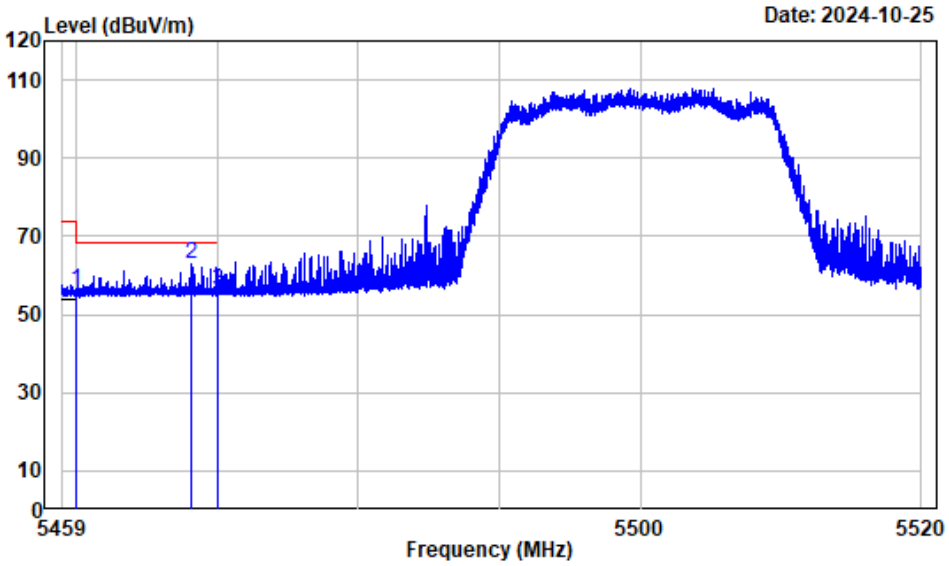

Condition : Horizontal
Project No.: 2401Y48404E-RF
Tester : Zenos Qiao
Note : 5GWiFi-Band3-AX20-5500

	Freq	Factor	Read Level	Level	Limit Line	Over Limit	Remark
	MHz	dB/m	dBuV	dBuV/m	dBuV/m	dB	
1	5460.000	3.05	53.21	56.26	74.00	-17.74	Peak
2	5468.159	3.06	59.84	62.90	68.20	-5.30	Peak
3	5470.000	3.05	53.01	56.06	68.20	-12.14	Peak

802.11ax20			
Test Channel:	**5500MHz**	**Ant. Polar. :**	**Horizontal_Average**

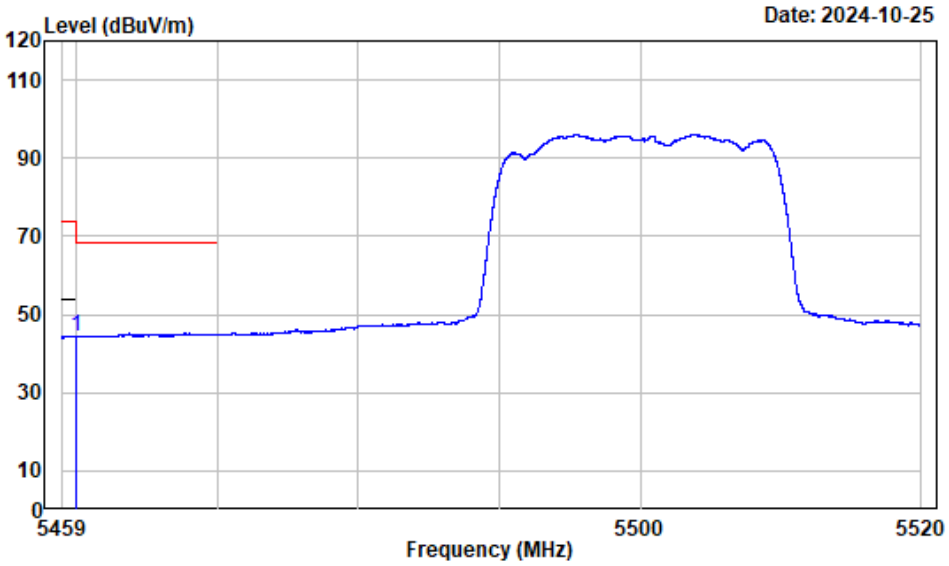

Condition : Horizontal
Project No.: 2401Y48404E-RF
Tester : Zenos Qiao
Note : 5GWiFi-Band3-AX20-5500

	Freq	Factor	Read Level	Level	Limit Line	Over Limit	Remark
	MHz	dB/m	dBuV	dBuV/m	dBuV/m	dB	
1	5460.000	3.05	41.33	44.38	54.00	-9.62	Average

802.11ax20			
Test Channel:	**5500MHz**	**Ant. Polar. :**	**Vertical_Peak**

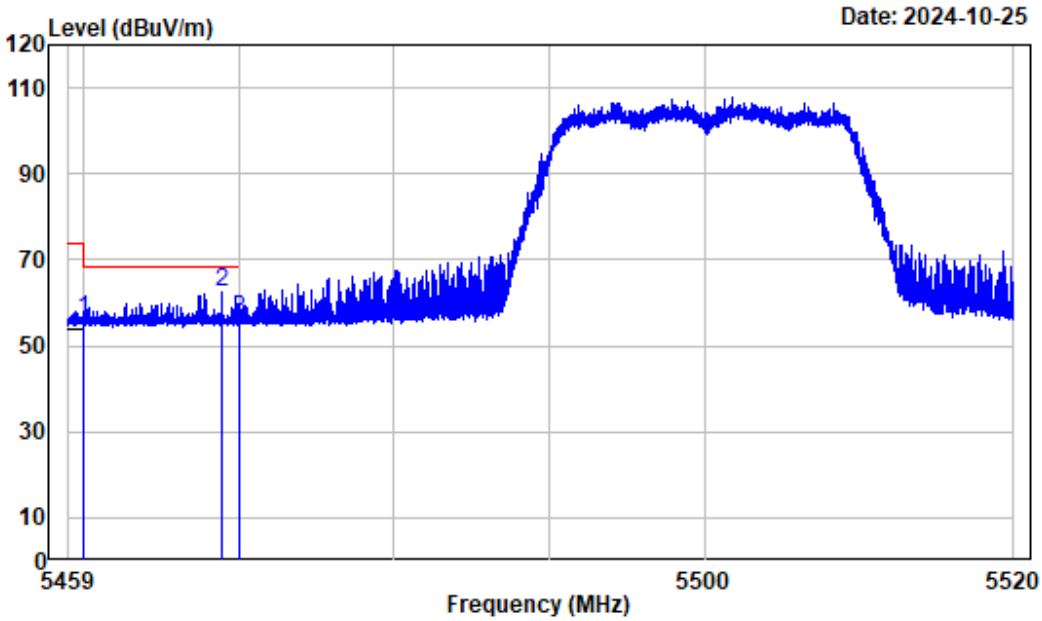

Condition : Vertical
Project No.: 2401Y48404E-RF
Tester : Zenos Qiao
Note : 5GWiFi-Band3-AX20-5500

	Freq	Factor	Read Level	Level	Limit Line	Over Limit	Remark
	MHz	dB/m	dBuV	dBuV/m	dBuV/m	dB	
1	5460.000	3.05	53.21	56.26	74.00	-17.74	Peak
2	5468.952	3.05	59.67	62.72	68.20	-5.48	Peak
3	5470.000	3.05	53.27	56.32	68.20	-11.88	Peak

802.11ax20			
Test Channel:	**5500MHz**	**Ant. Polar. :**	**Vertical_Average**

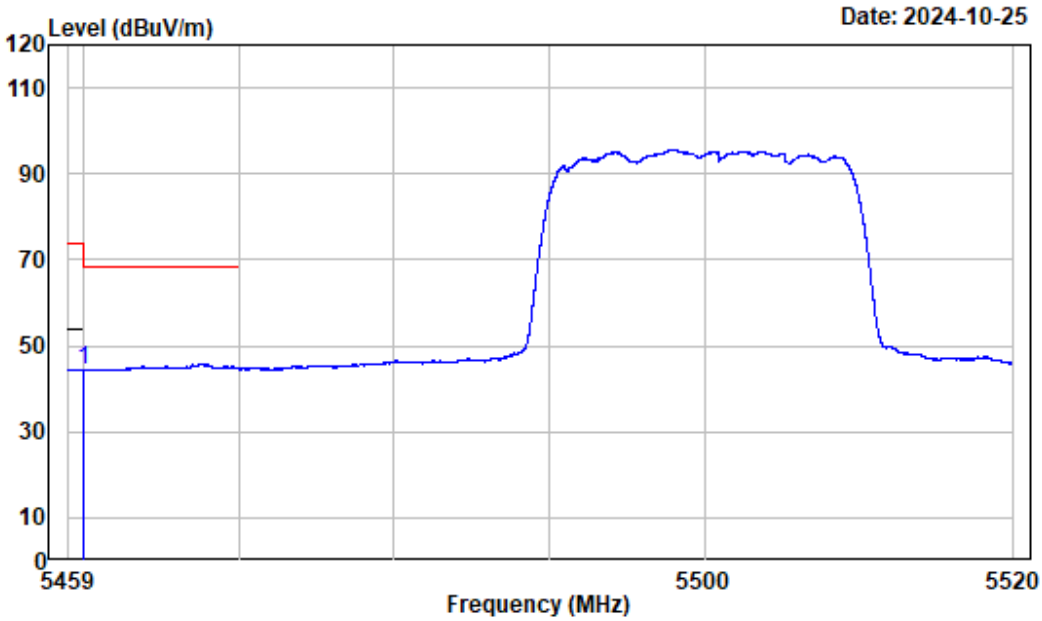

Condition : Vertical
Project No.: 2401Y48404E-RF
Tester : Zenos Qiao
Note : 5GWiFi-Band3-AX20-5500

	Freq	Factor	Read Level	Level	Limit Line	Over Limit	Remark
	MHz	dB/m	dBuV	dBuV/m	dBuV/m	dB	
1	5460.000	3.05	41.25	44.30	54.00	-9.70	Average

802.11ax20			
Test Channel:	**5700MHz**	**Ant. Polar. :**	**Horizontal_Peak**

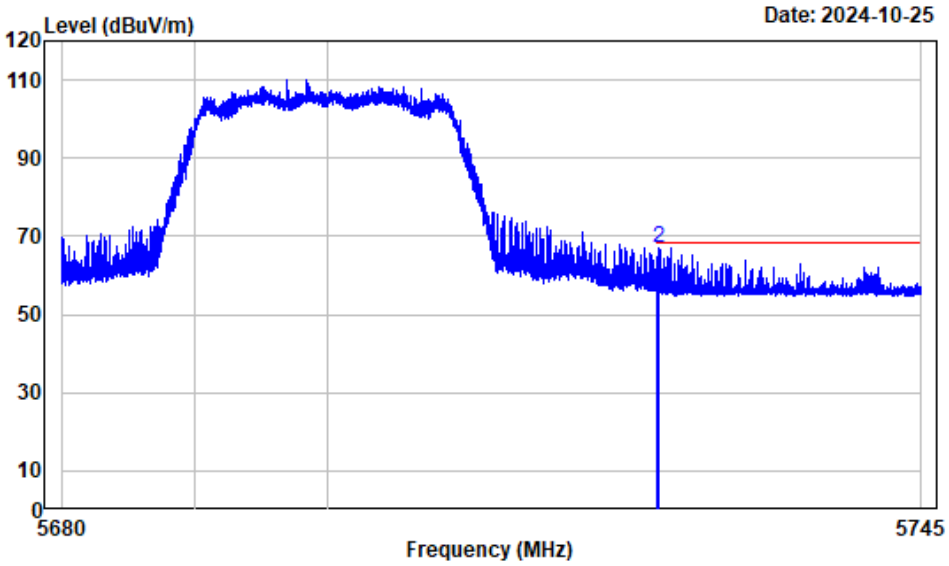

Condition : Horizontal
Project No.: 2401Y48404E-RF
Tester : Zenos Qiao
Note : 5GWiFi-Band3-AX20-5700

	Freq	Factor	Read Level	Level	Limit Line	Over Limit	Remark
	MHz	dB/m	dBuV	dBuV/m	dBuV/m	dB	
1	5725.000	3.48	53.19	56.67	68.20	-11.53	Peak
2	5725.067	3.48	63.50	66.98	68.20	-1.22	Peak

802.11ax20			
Test Channel:	**5700MHz**	**Ant. Polar. :**	**Vertical_Peak**

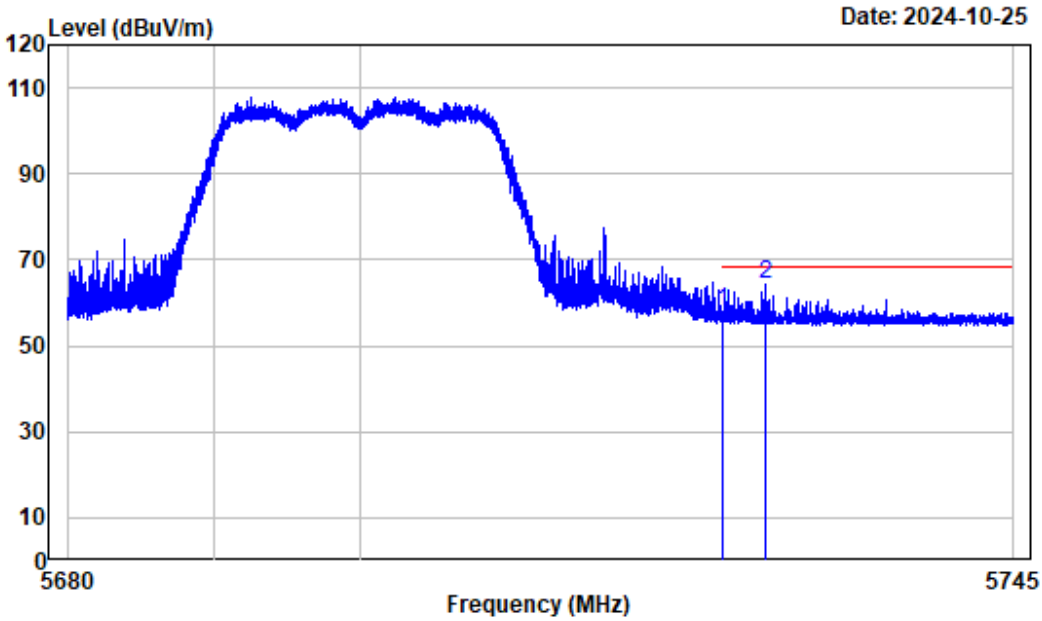

Condition : Vertical
Project No.: 2401Y48404E-RF
Tester : Zenos Qiao
Note : 5GWiFi-Band3-AX20-5700

	Freq	Factor	Read Level	Level	Limit Line	Over Limit	Remark
	MHz	dB/m	dBuV	dBuV/m	dBuV/m	dB	
1	5725.000	3.48	54.69	58.17	68.20	-10.03	Peak
2	5727.919	3.50	60.89	64.39	68.20	-3.81	Peak

802.11ax40			
Test Channel:	**5510MHz**	**Ant. Polar. :**	**Horizontal_Peak**

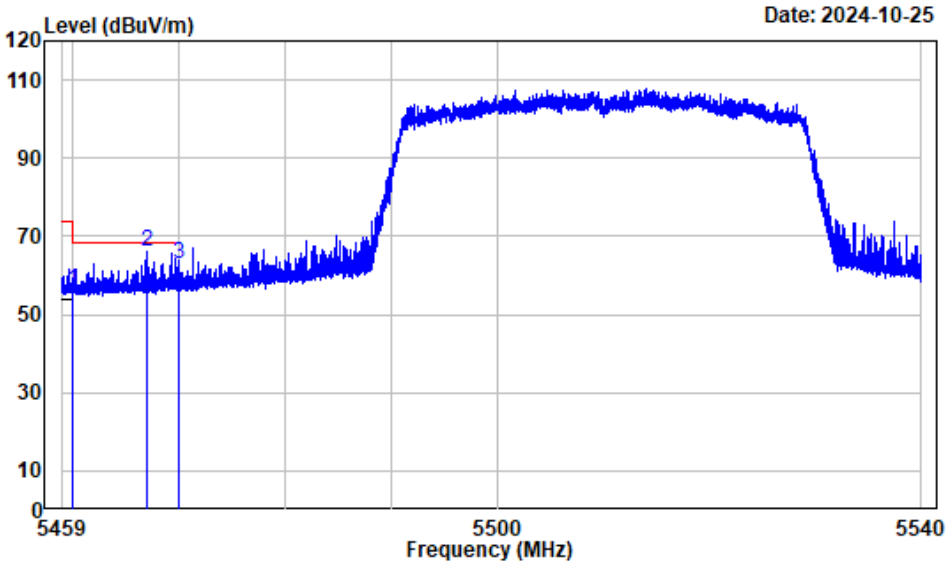

Condition : Horizontal
Project No.: 2401Y48404E-RF
Tester : Zenos Qiao
Note : 5GWiFi-Band3-AX40-5510

	Freq	Factor	Read Level	Level	Limit Line	Over Limit	Remark
	MHz	dB/m	dBuV	dBuV/m	dBuV/m	dB	
1	5460.000	3.05	52.88	55.93	74.00	-18.07	Peak
2	5466.959	3.06	63.04	66.10	68.20	-2.10	Peak
3	5470.000	3.05	59.86	62.91	68.20	-5.29	Peak

802.11ax40			
Test Channel:	**5510MHz**	**Ant. Polar. :**	**Horizontal_Average**

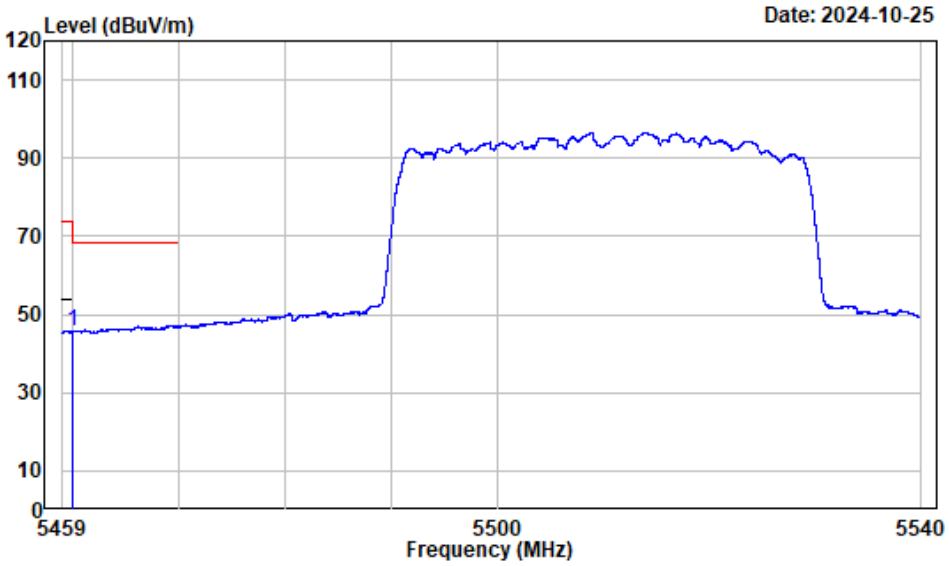

Condition : Horizontal
Project No.: 2401Y48404E-RF
Tester : Zenos Qiao
Note : 5GWiFi-Band3-AX40-5510

	Freq	Factor	Read Level	Level	Limit Line	Over Limit	Remark
	MHz	dB/m	dBuV	dBuV/m	dBuV/m	dB	
1	5460.000	3.05	42.50	45.55	54.00	-8.45	Average

802.11ax40			
Test Channel:	**5510MHz**	**Ant. Polar. :**	**Vertical_Peak**

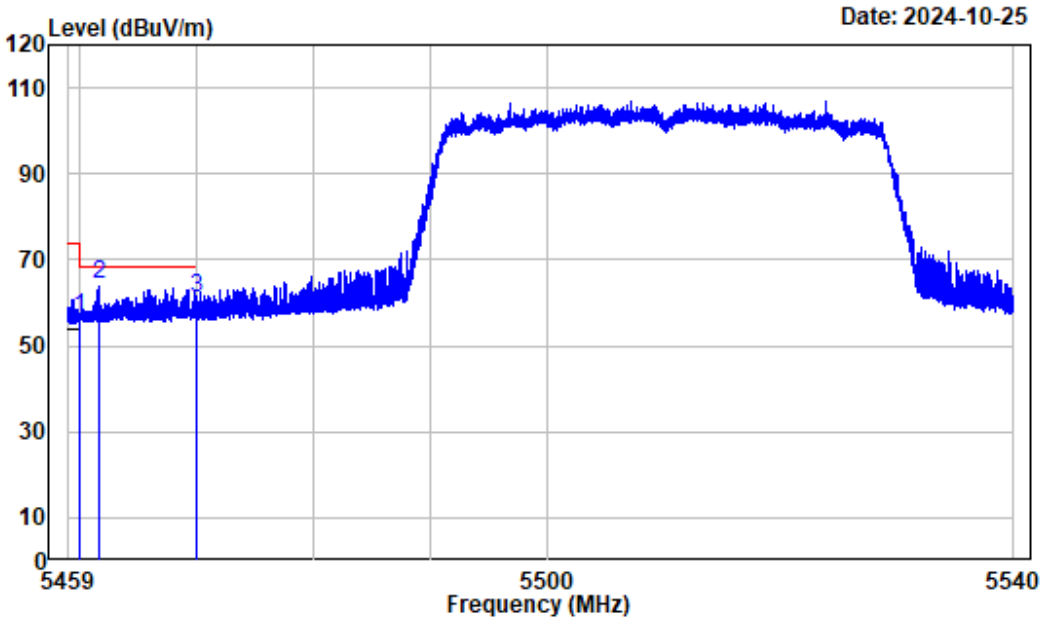

Condition : Vertical
Project No.: 2401Y48404E-RF
Tester : Zenos Qiao
Note : 5GWiFi-Band3-AX40-5510

	Freq	Factor	Read Level	Level	Limit Line	Over Limit	Remark
	MHz	dB/m	dBuV	dBuV/m	dBuV/m	dB	
1	5460.000	3.05	53.73	56.78	74.00	-17.22	Peak
2	5461.623	3.06	61.17	64.23	68.20	-3.97	Peak
3	5470.000	3.05	58.22	61.27	68.20	-6.93	Peak

802.11ax40			
Test Channel:	**5510MHz**	**Ant. Polar. :**	**Vertical_Average**

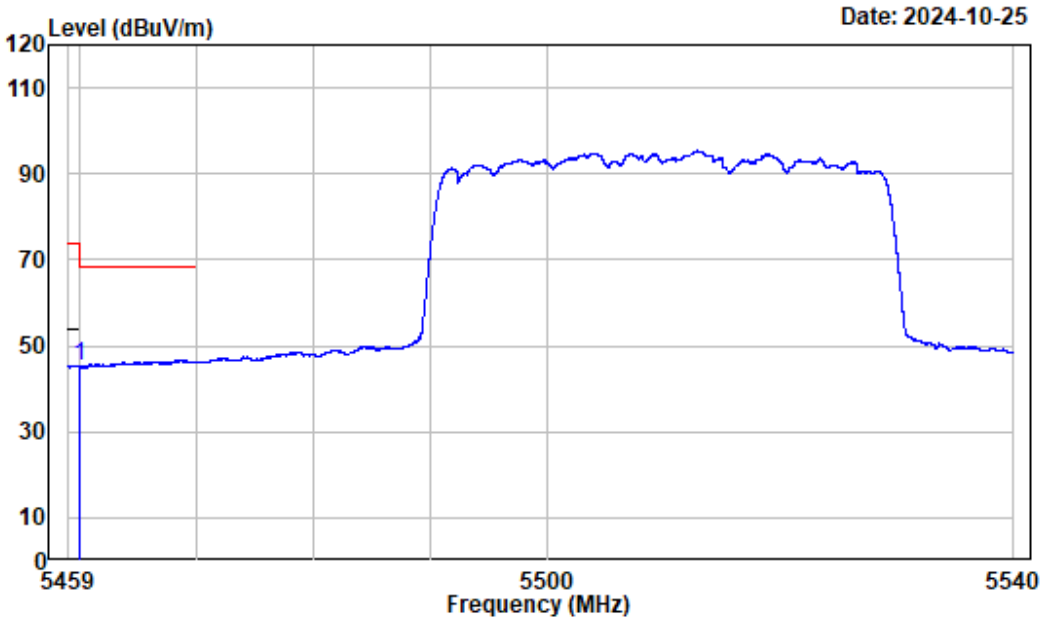

Condition : Vertical
Project No.: 2401Y48404E-RF
Tester : Zenos Qiao
Note : 5GWiFi-Band3-AX40-5510

	Freq	Factor	Read Level	Level	Limit Line	Over Limit	Remark
	MHz	dB/m	dBuV	dBuV/m	dBuV/m	dB	
1	5460.000	3.05	42.14	45.19	54.00	-8.81	Average

802.11ax40			
Test Channel:	**5670MHz**	**Ant. Polar. :**	**Horizontal_Peak**

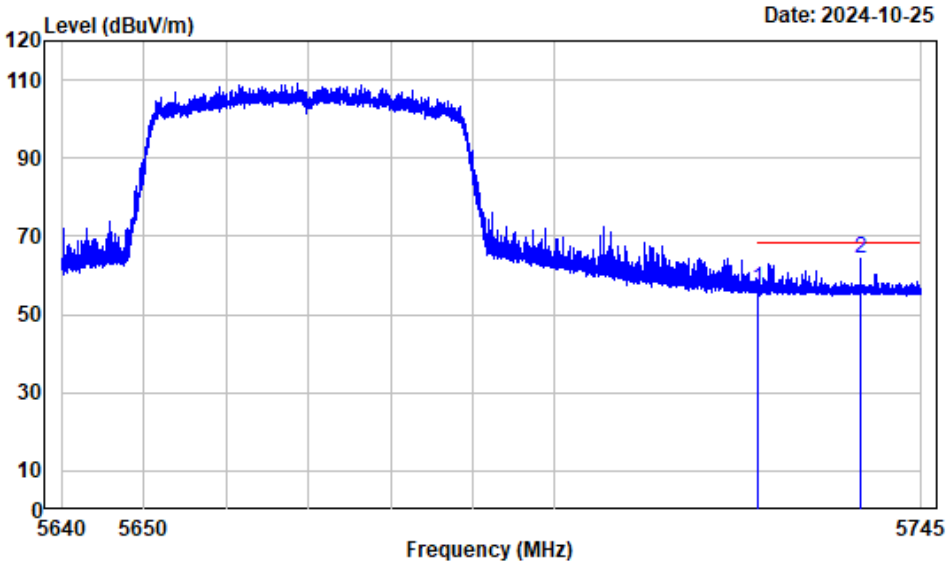

Condition : Horizontal
Project No.: 2401Y48404E-RF
Tester : Zenos Qiao
Note : 5GWiFi-Band3-AX40-5670

	Freq	Factor	Read Level	Level	Limit Line	Over Limit	Remark
	MHz	dB/m	dBuV	dBuV/m	dBuV/m	dB	
1	5725.000	3.48	53.29	56.77	68.20	-11.43	Peak
2	5737.557	3.51	60.63	64.14	68.20	-4.06	Peak

802.11ax40			
Test Channel:	**5670MHz**	**Ant. Polar. :**	**Vertical_Peak**

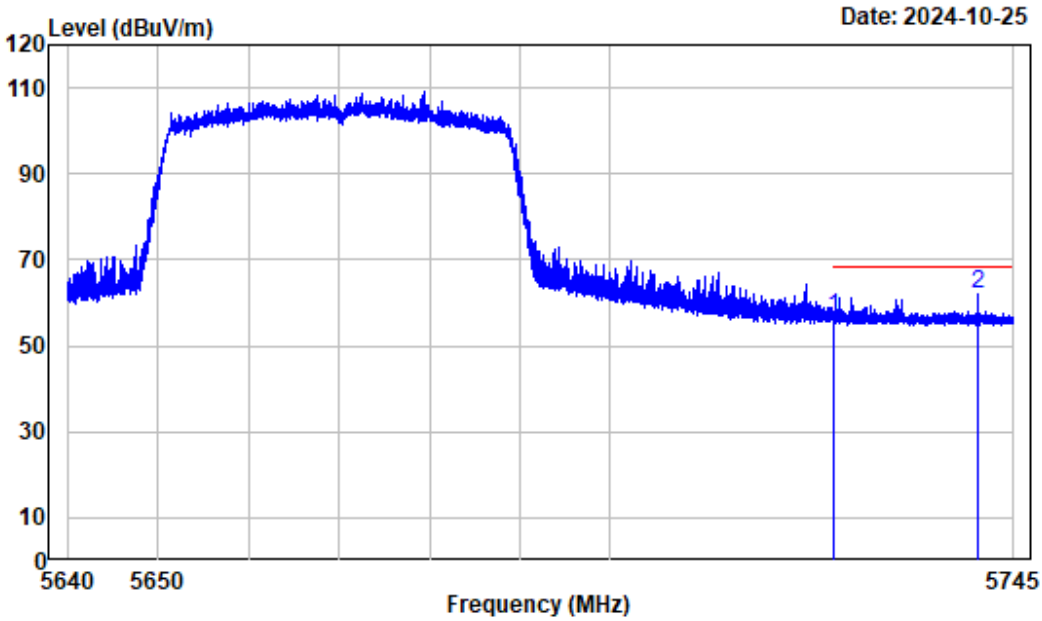

Condition : Vertical
Project No.: 2401Y48404E-RF
Tester : Zenos Qiao
Note : 5GWiFi-Band3-AX40-5670

	Freq	Factor	Read Level	Level	Limit Line	Over Limit	Remark
	MHz	dB/m	dBuV	dBuV/m	dBuV/m	dB	
1	5725.000	3.48	53.17	56.65	68.20	-11.55	Peak
2	5741.062	3.50	58.49	61.99	68.20	-6.21	Peak

802.11ax80			
Test Channel:	**5530MHz**	**Ant. Polar. :**	**Horizontal_Peak**

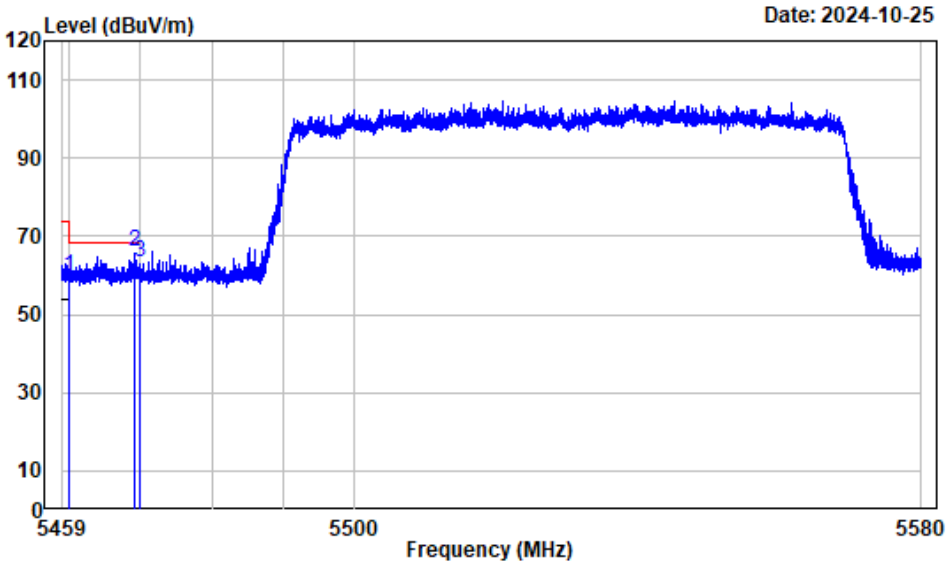

Condition : Horizontal
Project No.: 2401Y48404E-RF
Tester : Zenos Qiao
Note : 5GWiFi-Band3-AX80-5530

	Freq	Factor	Read Level	Level	Limit Line	Over Limit	Remark
	MHz	dB/m	dBuV	dBuV/m	dBuV/m	dB	
1	5460.000	3.05	56.90	59.95	74.00	-14.05	Peak
2	5469.075	3.05	63.25	66.30	68.20	-1.90	Peak
3	5470.000	3.05	60.51	63.56	68.20	-4.64	Peak

802.11ax80			
Test Channel:	**5530MHz**	**Ant. Polar. :**	**Horizontal_Average**

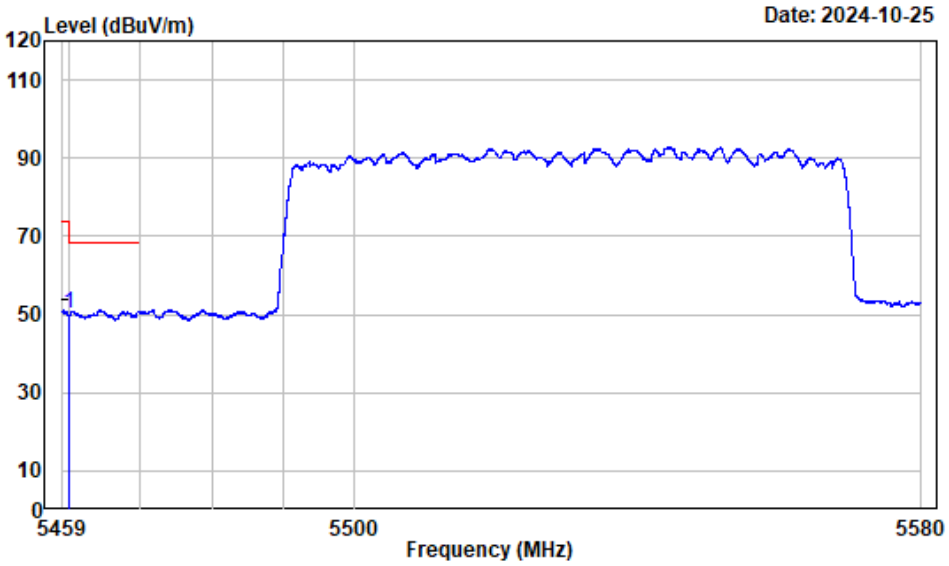

Condition : Horizontal
Project No.: 2401Y48404E-RF
Tester : Zenos Qiao
Note : 5GWiFi-Band3-AX80-5530

	Freq	Factor	Read Level	Level	Limit Line	Over Limit	Remark
	MHz	dB/m	dBuV	dBuV/m	dBuV/m	dB	
1	5460.000	3.05	47.32	50.37	54.00	-3.63	Average

802.11ax80			
Test Channel:	**5530MHz**	**Ant. Polar. :**	**Vertical_Peak**

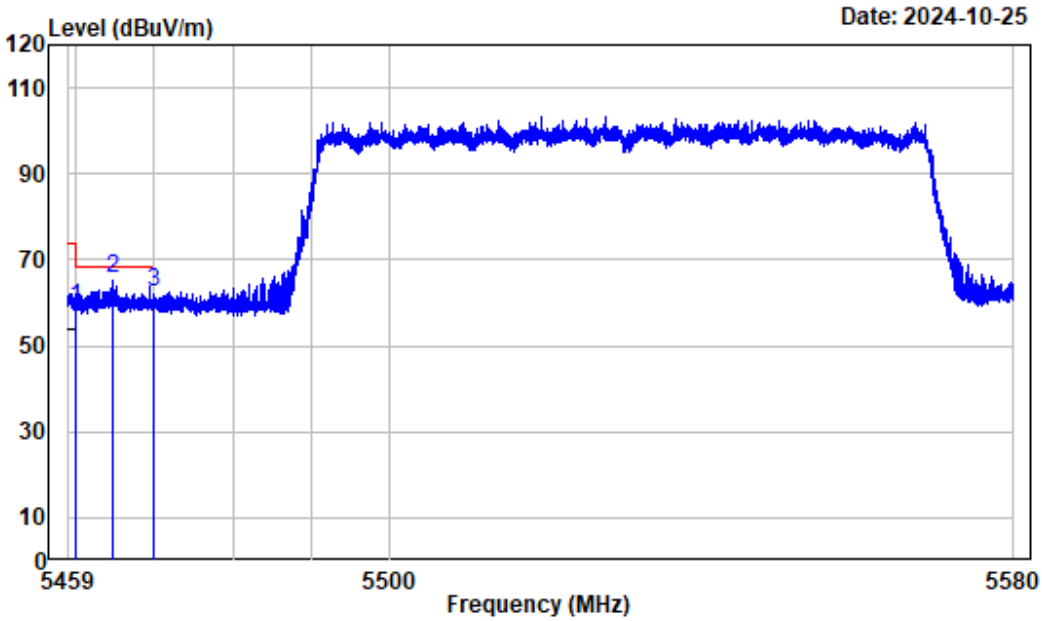

Condition : Vertical
Project No.: 2401Y48404E-RF
Tester : Zenos Qiao
Note : 5GWiFi-Band3-AX80-5530

	Freq	Factor	Read Level	Level	Limit Line	Over Limit	Remark
	MHz	dB/m	dBuV	dBuV/m	dBuV/m	dB	
1	5460.000	3.05	55.93	58.98	74.00	-15.02	Peak
2	5464.854	3.06	62.58	65.64	68.20	-2.56	Peak
3	5470.000	3.05	59.32	62.37	68.20	-5.83	Peak

802.11ax80			
Test Channel:	**5530MHz**	**Ant. Polar. :**	**Vertical_Average**

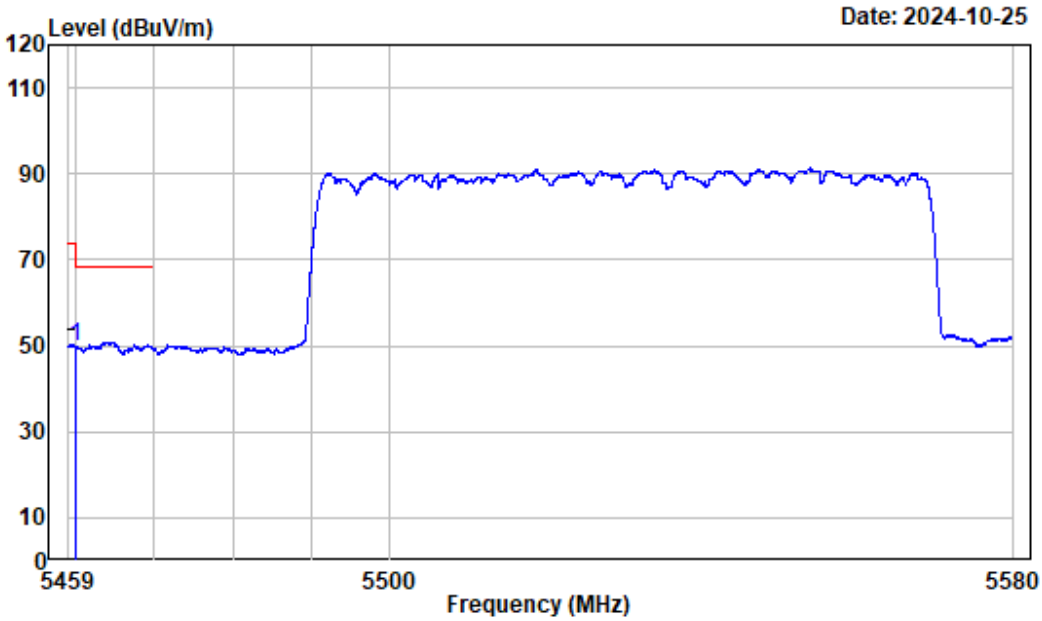

Condition : Vertical
Project No.: 2401Y48404E-RF
Tester : Zenos Qiao
Note : 5GWiFi-Band3-AX80-5530

	Freq	Factor	Read Level	Level	Limit Line	Over Limit	Remark
	MHz	dB/m	dBuV	dBuV/m	dBuV/m	dB	
1	5460.000	3.05	46.67	49.72	54.00	-4.28	Average

802.11ax80			
Test Channel:	**5610MHz**	**Ant. Polar. :**	**Horizontal_Peak**

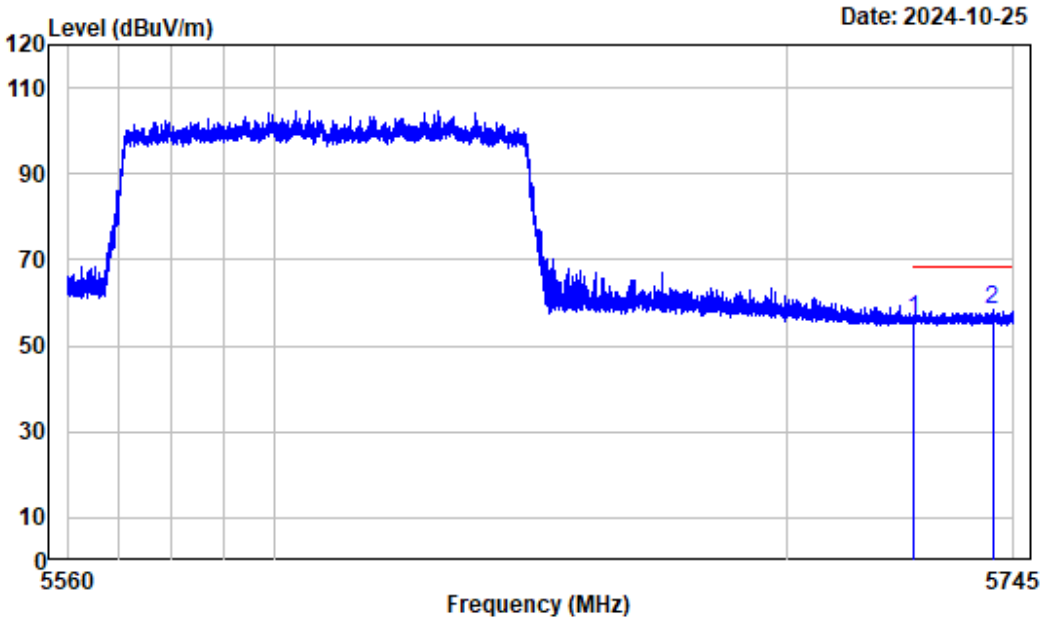

Condition : Horizontal
Project No.: 2401Y48404E-RF
Tester : Zenos Qiao
Note : 5GWiFi-Band3-AX80-5610

	Freq	Factor	Read Level	Level	Limit Line	Over Limit	Remark
	MHz	dB/m	dBuV	dBuV/m	dBuV/m	dB	
1	5725.000	3.48	52.55	56.03	68.20	-12.17	Peak
2	5740.837	3.51	54.91	58.42	68.20	-9.78	Peak

802.11ax80			
Test Channel:	**5610MHz**	**Ant. Polar. :**	**Vertical_Peak**

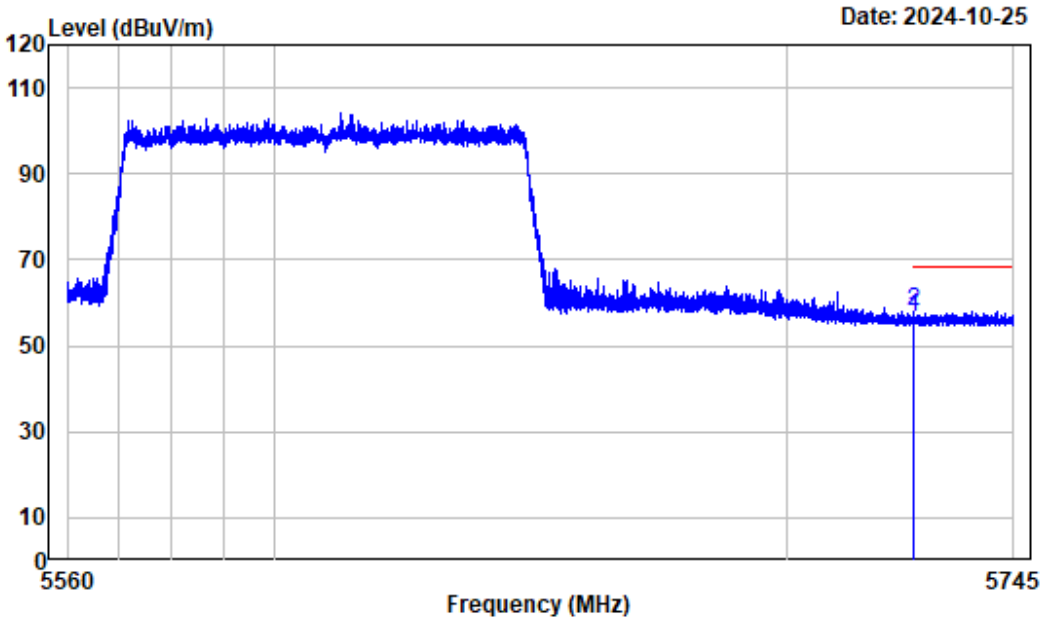

Condition : Vertical
Project No.: 2401Y48404E-RF
Tester : Zenos Qiao
Note : 5GWiFi-Band3-AX80-5610

	Freq	Factor	Read Level	Level	Limit Line	Over Limit	Remark
	MHz	dB/m	dBuV	dBuV/m	dBuV/m	dB	
1	5725.000	3.48	52.97	56.45	68.20	-11.75	Peak
2	5725.133	3.48	54.54	58.02	68.20	-10.18	Peak

5725-5850MHz:

802.11a_ANT 0			
Test Channel:	**5745MHz**	**Ant. Polar. :**	**Horizontal_Peak**

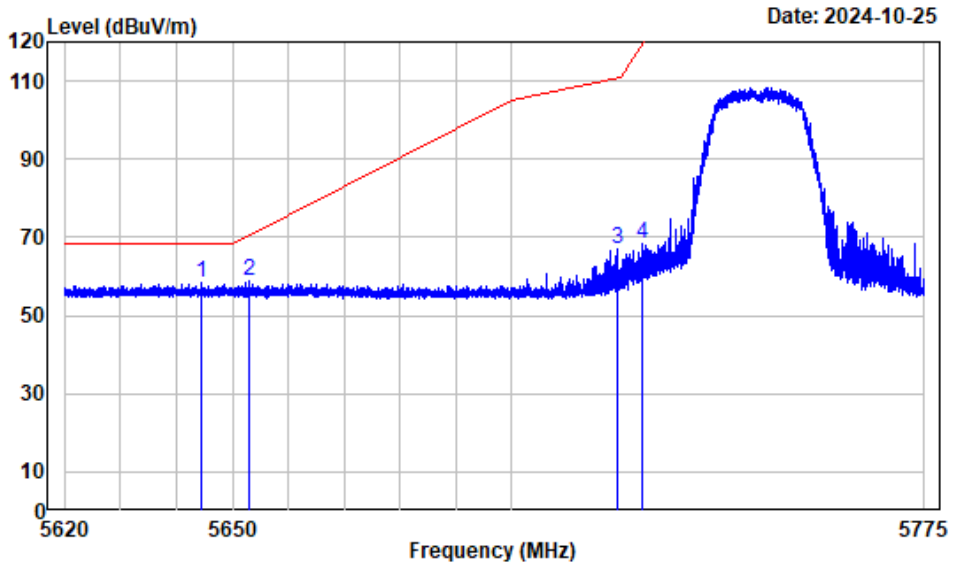

Condition : Horizontal
Project No.: 2401Y48404E-RF
Tester : Zenos Qiao
Note : 5GWiFi-ANT0-Band4-A-5745

	Freq	Factor	Read Level	Level	Limit Line	Over Limit	Remark
	MHz	dB/m	dBuV	dBuV/m	dBuV/m	dB	
1	5644.416	3.23	55.30	58.53	68.20	-9.67	Peak
2	5652.922	3.28	55.51	58.79	70.37	-11.58	Peak
3	5719.077	3.48	63.53	67.01	110.54	-43.53	Peak
4	5723.592	3.48	64.69	68.17	118.99	-50.82	Peak

802.11a_ANT 0			
Test Channel:	**5745MHz**	**Ant. Polar. :**	**Vertical_Peak**

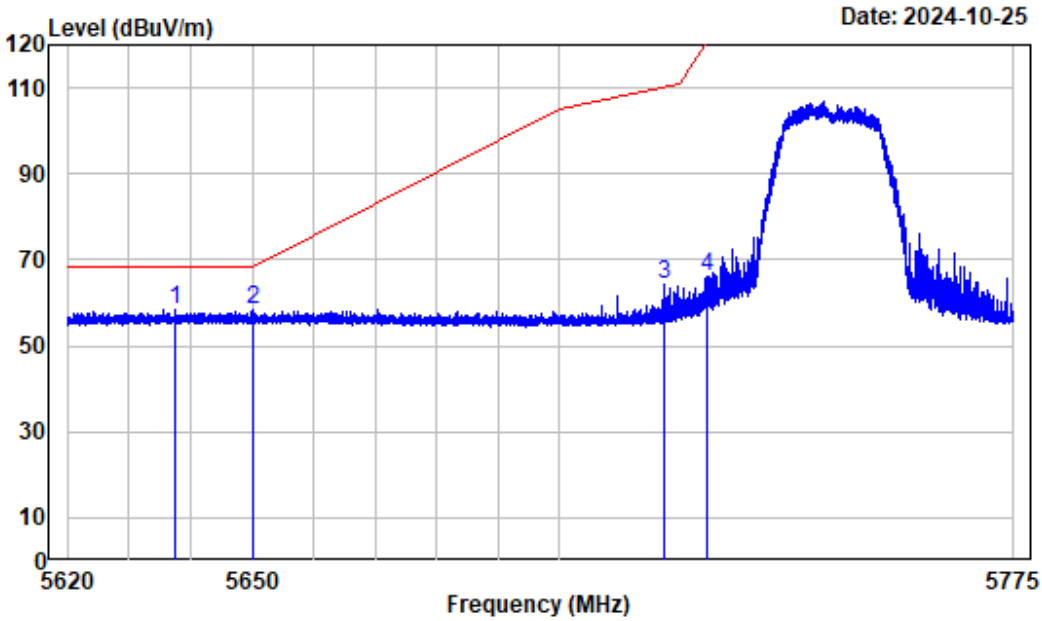

Condition : Vertical
Project No.: 2401Y48404E-RF
Tester : Zenos Qiao
Note : 5GWiFi-ANT0-Band4-A-5745

	Freq	Factor	Read Level	Level	Limit Line	Over Limit	Remark
	MHz	dB/m	dBuV	dBuV/m	dBuV/m	dB	
1	5637.459	3.18	55.44	58.62	68.20	-9.58	Peak
2	5650.229	3.27	54.99	58.26	68.37	-10.11	Peak
3	5717.197	3.47	60.68	64.15	110.02	-45.87	Peak
4	5724.425	3.48	62.79	66.27	120.89	-54.62	Peak

802.11a_ANT 0			
Test Channel:	**5825MHz**	**Ant. Polar. :**	**Horizontal_Peak**

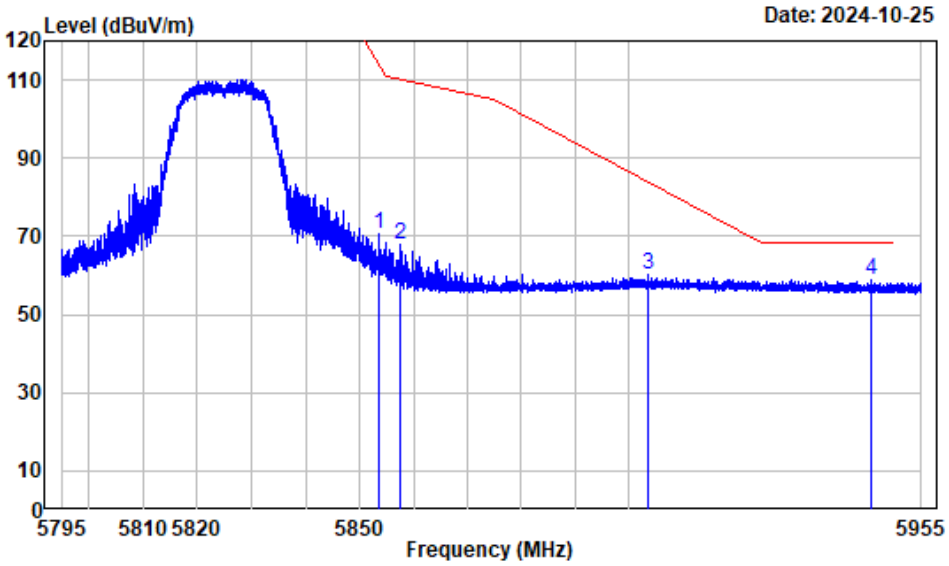

Condition : Horizontal
Project No.: 2401Y48404E-RF
Tester : Zenos Qiao
Note : 5GWiFi-ANT0-Band4-A-5825

	Freq	Factor	Read Level	Level	Limit Line	Over Limit	Remark
	MHz	dB/m	dBuV	dBuV/m	dBuV/m	dB	
1	5853.728	3.69	66.96	70.65	113.70	-43.05	Peak
2	5857.468	3.71	64.24	67.95	110.11	-42.16	Peak
3	5903.574	3.85	56.51	60.36	84.02	-23.66	Peak
4	5945.499	3.75	55.28	59.03	68.20	-9.17	Peak

802.11a_ANT 0			
Test Channel:	**5825MHz**	**Ant. Polar. :**	**Vertical_Peak**

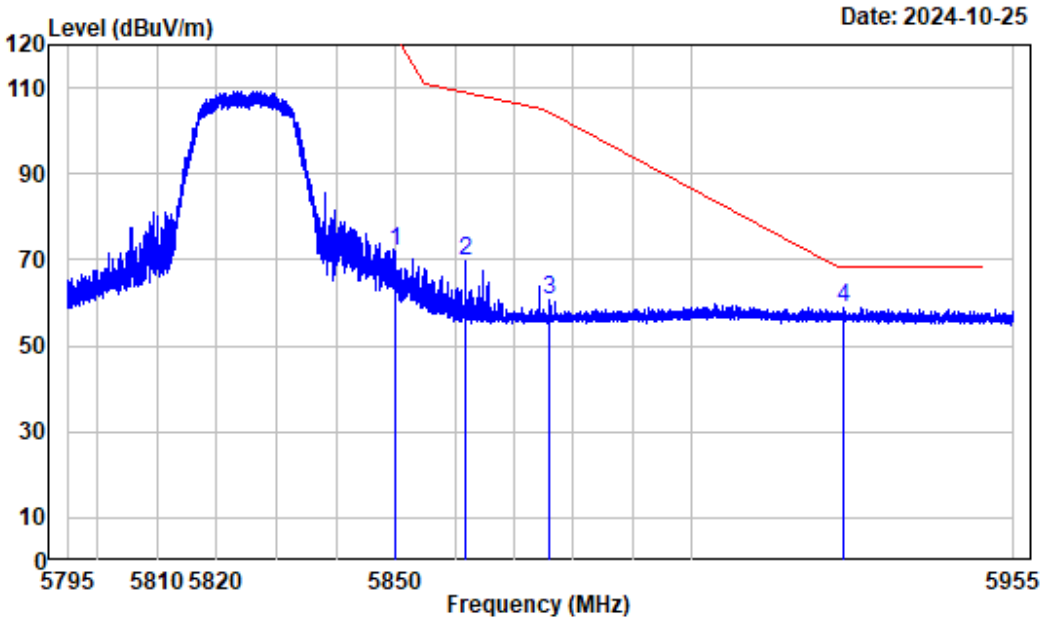

Condition : Vertical
Project No.: 2401Y48404E-RF
Tester : Zenos Qiao
Note : 5GWiFi-ANT0-Band4-A-5825

	Freq	Factor	Read Level	Level	Limit Line	Over Limit	Remark
	MHz	dB/m	dBuV	dBuV/m	dBuV/m	dB	
1	5850.087	3.67	68.52	72.19	122.00	-49.81	Peak
2	5861.769	3.72	65.90	69.62	108.90	-39.28	Peak
3	5876.010	3.77	57.04	60.81	104.45	-43.64	Peak
4	5925.977	3.79	55.12	58.91	68.20	-9.29	Peak

802.11a_ANT 1			
Test Channel:	**5745MHz**	**Ant. Polar. :**	**Horizontal_Peak**

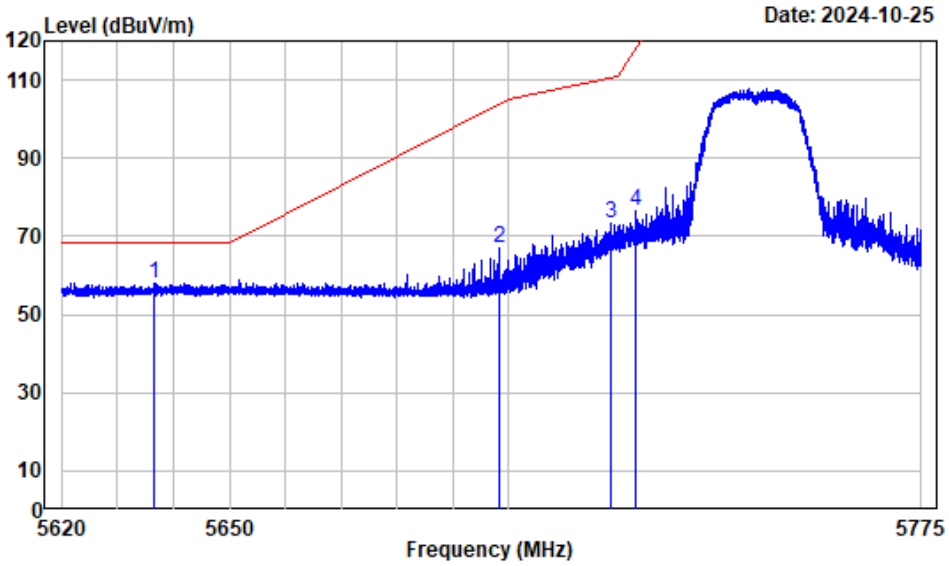

Condition : Horizontal
Project No.: 2401Y48404E-RF
Tester : Zenos Qiao
Note : 5GWiFi-ANT1-Band4-A-5745

	Freq	Factor	Read Level	Level	Limit Line	Over Limit	Remark
	MHz	dB/m	dBuV	dBuV/m	dBuV/m	dB	
1	5636.548	3.17	54.95	58.12	68.20	-10.08	Peak
2	5698.266	3.44	63.46	66.90	103.92	-37.02	Peak
3	5718.573	3.48	69.86	73.34	110.40	-37.06	Peak
4	5722.972	3.48	72.95	76.43	117.58	-41.15	Peak

802.11a_ANT 1			
Test Channel:	**5745MHz**	**Ant. Polar. :**	**Vertical_Peak**

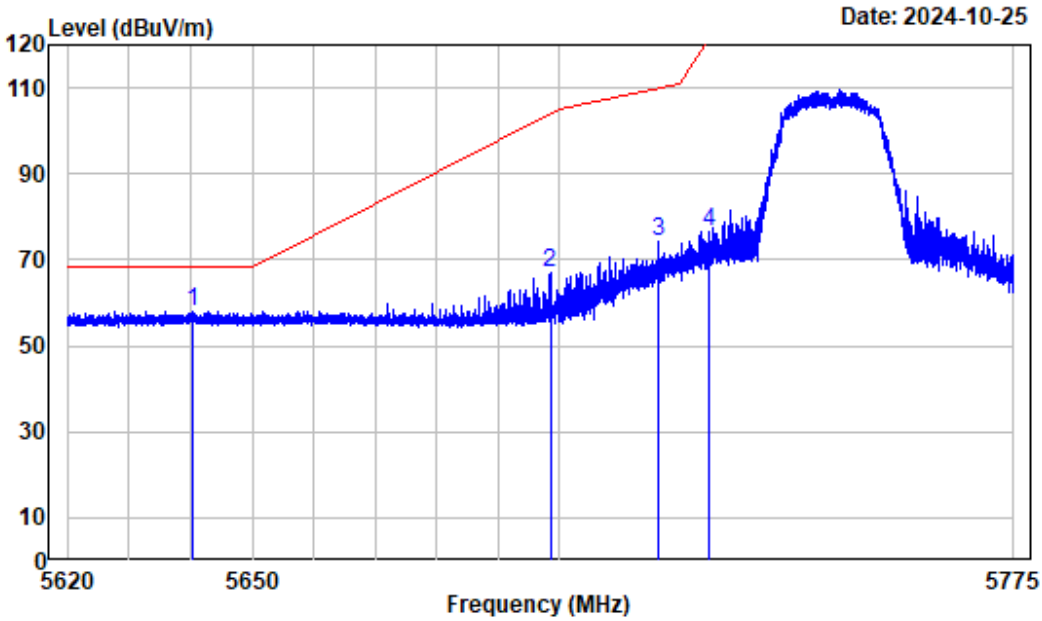

Condition : Vertical
Project No.: 2401Y48404E-RF
Tester : Zenos Qiao
Note : 5GWiFi-ANT1-Band4-A-5745

	Freq	Factor	Read Level	Level	Limit Line	Over Limit	Remark
	MHz	dB/m	dBuV	dBuV/m	dBuV/m	dB	
1	5640.250	3.20	54.96	58.16	68.20	-10.04	Peak
2	5698.576	3.44	63.41	66.85	104.15	-37.30	Peak
3	5716.441	3.47	70.84	74.31	109.81	-35.50	Peak
4	5724.754	3.48	72.96	76.44	121.64	-45.20	Peak

802.11a_ANT 1			
Test Channel:	**5825MHz**	**Ant. Polar. :**	**Horizontal_Peak**

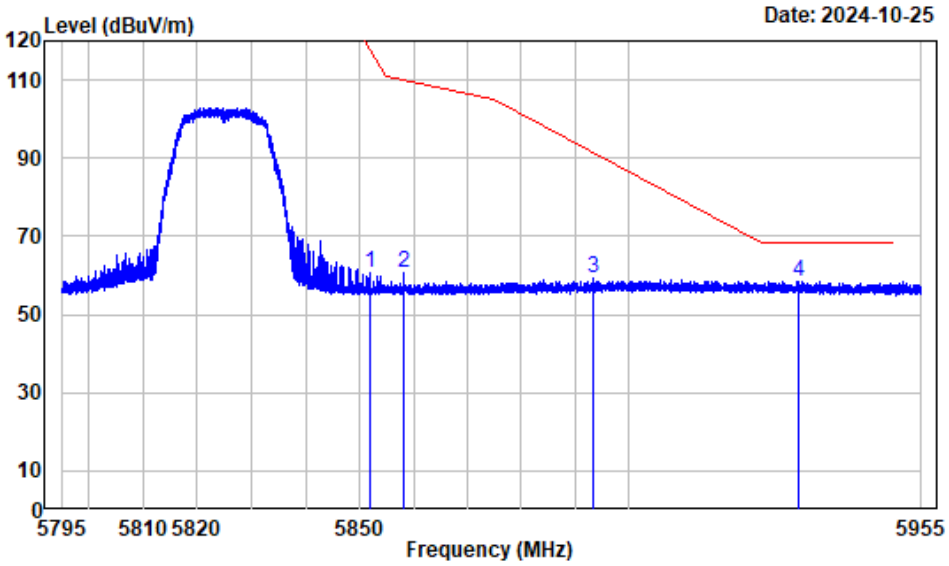

Condition : Horizontal
Project No.: 2401Y48404E-RF
Tester : Zenos Qiao
Note : 5GWiFi-ANT1-Band4-A-5825

	Freq	Factor	Read Level	Level	Limit Line	Over Limit	Remark
	MHz	dB/m	dBuV	dBuV/m	dBuV/m	dB	
1	5851.967	3.69	57.16	60.85	117.71	-56.86	Peak
2	5858.268	3.71	56.99	60.70	109.88	-49.18	Peak
3	5893.492	3.83	55.31	59.14	91.48	-32.34	Peak
4	5931.797	3.79	54.77	58.56	68.20	-9.64	Peak

802.11a_ANT 1			
Test Channel:	**5825MHz**	**Ant. Polar. :**	**Vertical_Peak**

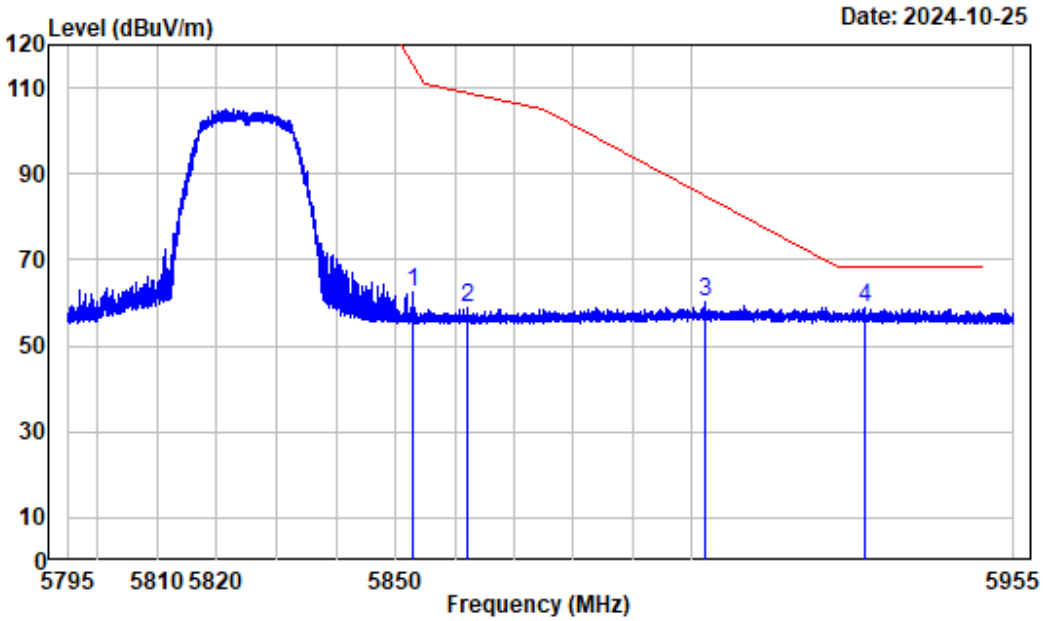

Condition : Vertical
Project No.: 2401Y48404E-RF
Tester : Zenos Qiao
Note : 5GWiFi-ANT1-Band4-A-5825

	Freq	Factor	Read Level	Level	Limit Line	Over Limit	Remark
	MHz	dB/m	dBuV	dBuV/m	dBuV/m	dB	
1	5853.067	3.69	58.76	62.45	115.21	-52.76	Peak
2	5862.048	3.72	55.08	58.80	108.82	-50.02	Peak
3	5902.374	3.86	56.24	60.10	84.90	-24.80	Peak
4	5929.477	3.78	55.07	58.85	68.20	-9.35	Peak

802.11ac20			
Test Channel:	**5745MHz**	**Ant. Polar. :**	**Horizontal_Peak**

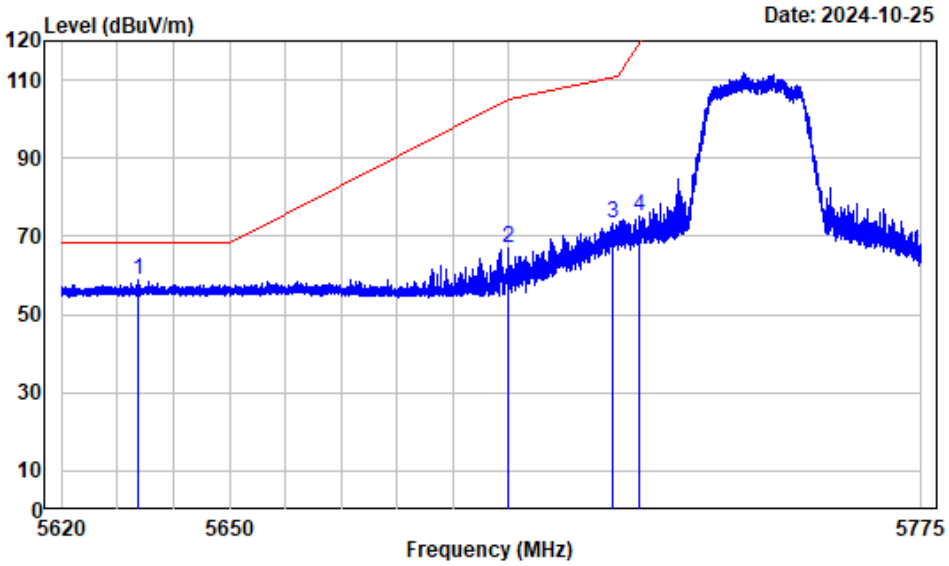

Condition : Horizontal
Project No.: 2401Y48404E-RF
Tester : Zenos Qiao
Note : 5GWiFi-Band4-AC20-5745

	Freq	Factor	Read Level	Level	Limit Line	Over Limit	Remark
	MHz	dB/m	dBuV	dBuV/m	dBuV/m	dB	
1	5633.797	3.15	55.62	58.77	68.20	-9.43	Peak
2	5699.893	3.45	63.49	66.94	105.12	-38.18	Peak
3	5718.960	3.48	70.00	73.48	110.51	-37.03	Peak
4	5723.844	3.48	71.51	74.99	119.56	-44.57	Peak

802.11ac20			
Test Channel:	**5745MHz**	**Ant. Polar. :**	**Vertical_Peak**

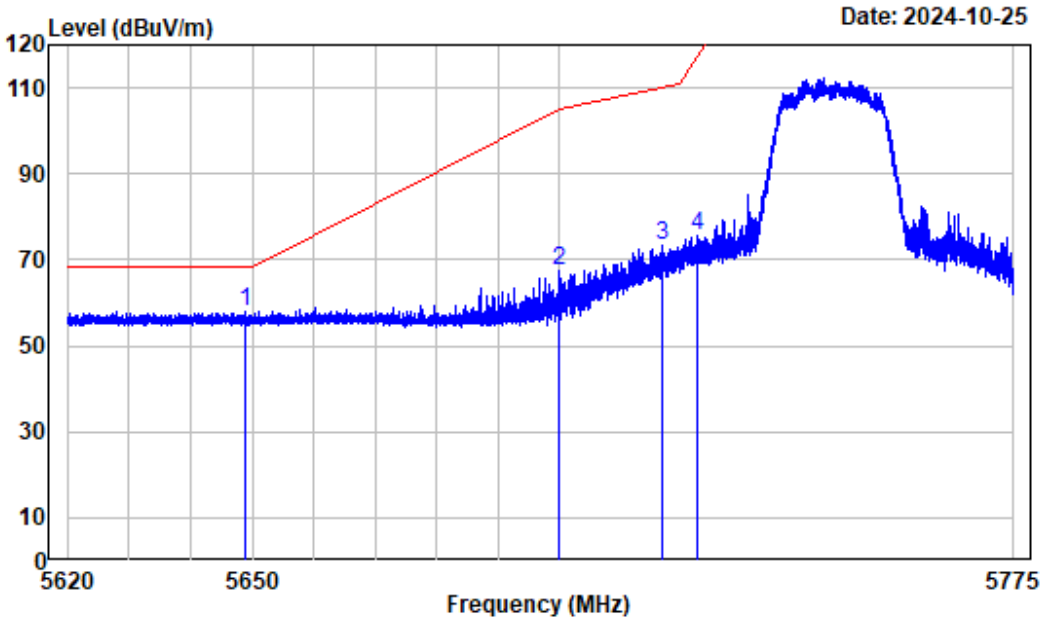

Condition : Vertical
Project No.: 2401Y48404E-RF
Tester : Zenos Qiao
Note : 5GWiFi-Band4-AC20-5745

	Freq	Factor	Read Level	Level	Limit Line	Over Limit	Remark
	MHz	dB/m	dBuV	dBuV/m	dBuV/m	dB	
1	5648.892	3.27	54.61	57.88	68.20	-10.32	Peak
2	5699.990	3.45	64.12	67.57	105.19	-37.62	Peak
3	5716.906	3.47	70.07	73.54	109.94	-36.40	Peak
4	5722.642	3.49	72.23	75.72	116.83	-41.11	Peak

802.11ac20			
Test Channel:	**5825MHz**	**Ant. Polar. :**	**Horizontal_Peak**

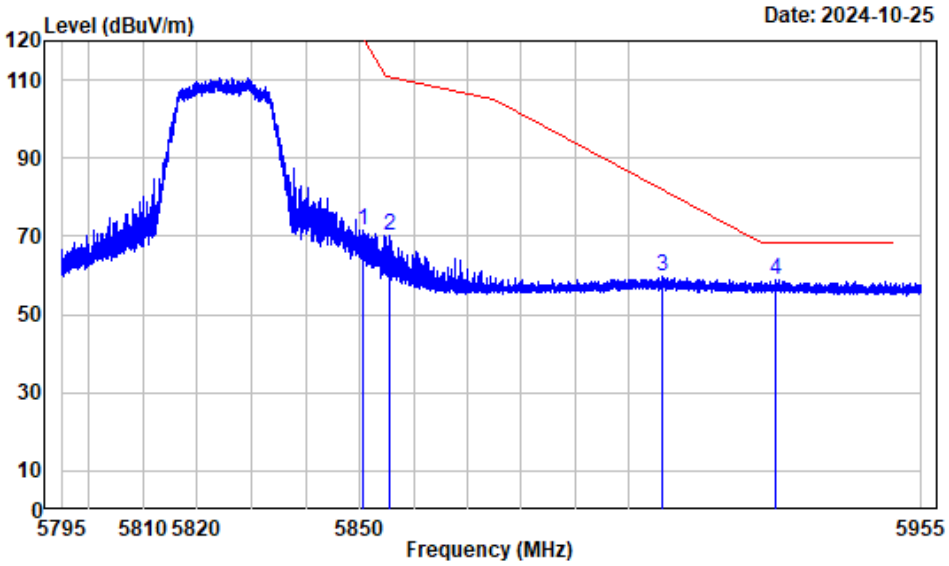

Condition : Horizontal
Project No.: 2401Y48404E-RF
Tester : Zenos Qiao
Note : 5GWiFi-Band4-AC20-5825

	Freq	Factor	Read Level	Level	Limit Line	Over Limit	Remark
	MHz	dB/m	dBuV	dBuV/m	dBuV/m	dB	
1	5850.687	3.67	68.05	71.72	120.63	-48.91	Peak
2	5855.547	3.70	66.44	70.14	110.65	-40.51	Peak
3	5906.274	3.84	55.99	59.83	82.02	-22.19	Peak
4	5927.637	3.78	55.18	58.96	68.20	-9.24	Peak

802.11ac20			
Test Channel:	**5825MHz**	**Ant. Polar. :**	**Vertical_Peak**

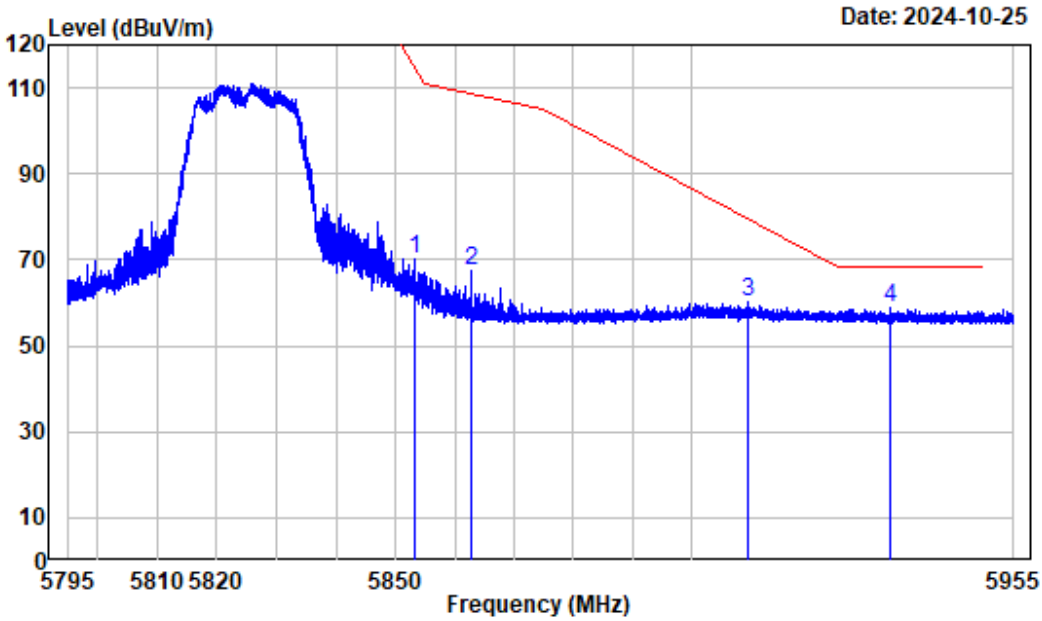

Condition : Vertical
Project No.: 2401Y48404E-RF
Tester : Zenos Qiao
Note : 5GWiFi-Band4-AC20-5825

	Freq	Factor	Read Level	Level	Limit Line	Over Limit	Remark
	MHz	dB/m	dBuV	dBuV/m	dBuV/m	dB	
1	5853.167	3.69	66.58	70.27	114.98	-44.71	Peak
2	5862.729	3.72	63.58	67.30	108.63	-41.33	Peak
3	5909.594	3.83	56.22	60.05	79.57	-19.52	Peak
4	5934.038	3.77	55.13	58.90	68.20	-9.30	Peak

802.11ac40			
Test Channel:	**5755MHz**	**Ant. Polar. :**	**Horizontal_Peak**

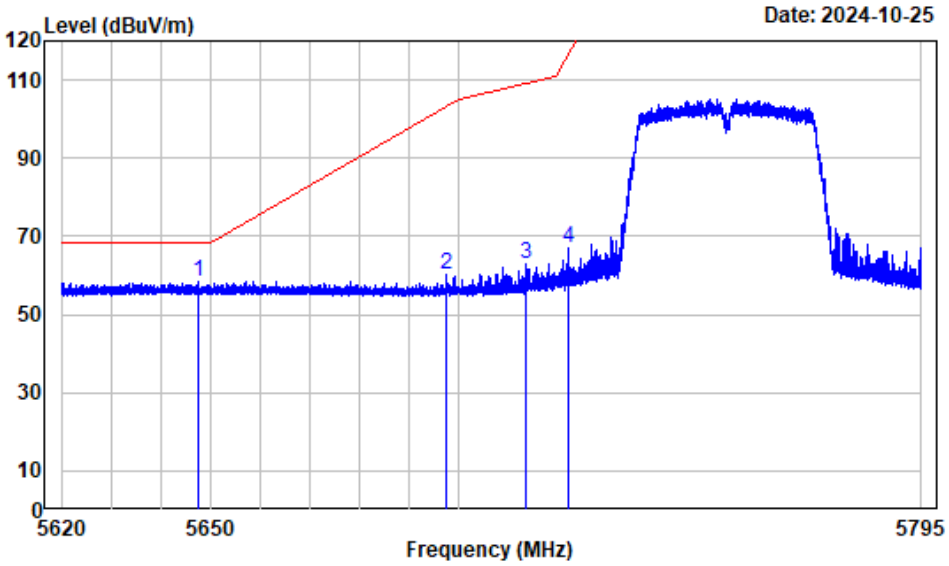

Condition : Horizontal
Project No.: 2401Y48404E-RF
Tester : Zenos Qiao
Note : 5GWiFi-Band4-AC40-5755

	Freq	Factor	Read Level	Level	Limit Line	Over Limit	Remark
	MHz	dB/m	dBuV	dBuV/m	dBuV/m	dB	
1	5647.566	3.25	55.13	58.38	68.20	-9.82	Peak
2	5697.819	3.44	56.72	60.16	103.59	-43.43	Peak
3	5713.812	3.47	59.49	62.96	109.07	-46.11	Peak
4	5722.628	3.49	63.31	66.80	116.79	-49.99	Peak

802.11ac40			
Test Channel:	**5755MHz**	**Ant. Polar. :**	**Vertical_Peak**

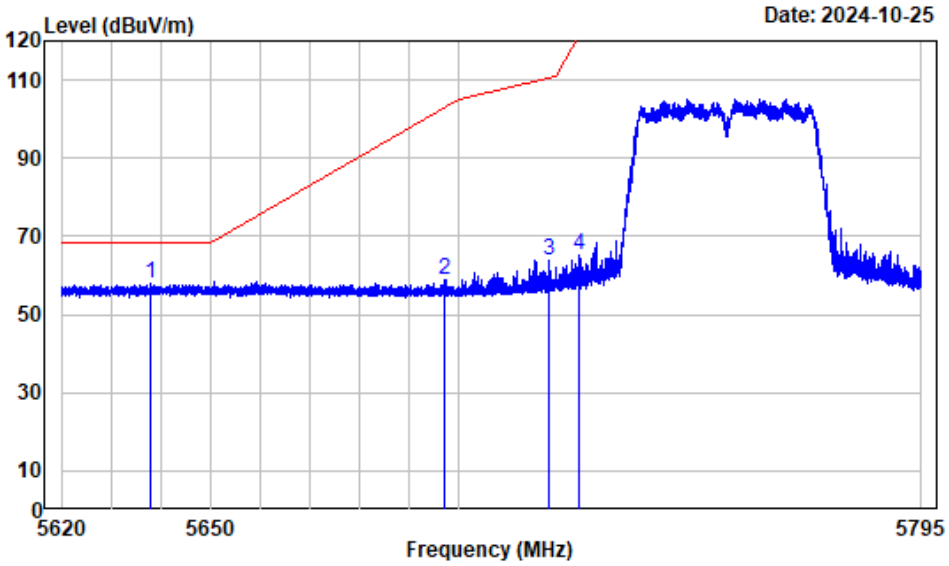

Condition : Vertical
Project No.: 2401Y48404E-RF
Tester : Zenos Qiao
Note : 5GWiFi-Band4-AC40-5755

	Freq	Factor	Read Level	Level	Limit Line	Over Limit	Remark
	MHz	dB/m	dBuV	dBuV/m	dBuV/m	dB	
1	5638.049	3.18	54.57	57.75	68.20	-10.45	Peak
2	5697.447	3.44	55.39	58.83	103.32	-44.49	Peak
3	5718.603	3.48	60.27	63.75	110.41	-46.66	Peak
4	5724.750	3.48	61.64	65.12	121.63	-56.51	Peak

802.11ax40			
Test Channel:	**5795MHz**	**Ant. Polar. :**	**Horizontal_Peak**

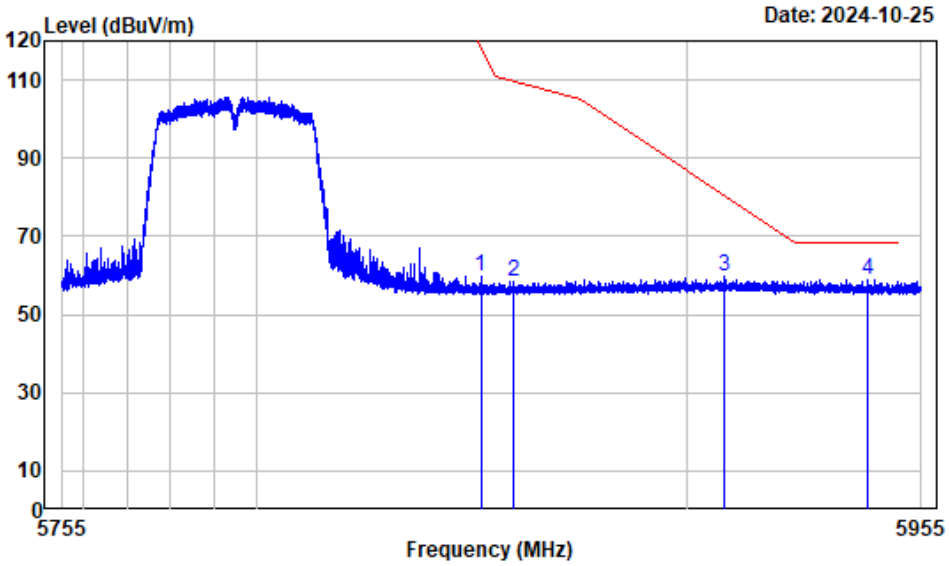

Condition : Horizontal
Project No.: 2401Y48404E-RF
Tester : Zenos Qiao
Note : 5GWiFi-Band4-AC40-5795

	Freq	Factor	Read Level	Level	Limit Line	Over Limit	Remark
	MHz	dB/m	dBuV	dBuV/m	dBuV/m	dB	
1	5851.687	3.69	56.06	59.75	118.35	-58.60	Peak
2	5859.238	3.71	54.89	58.60	109.61	-51.01	Peak
3	5908.744	3.83	55.87	59.70	80.19	-20.49	Peak
4	5942.474	3.75	55.06	58.81	68.20	-9.39	Peak

802.11ax40			
Test Channel:	**5795MHz**	**Ant. Polar. :**	**Vertical_Peak**

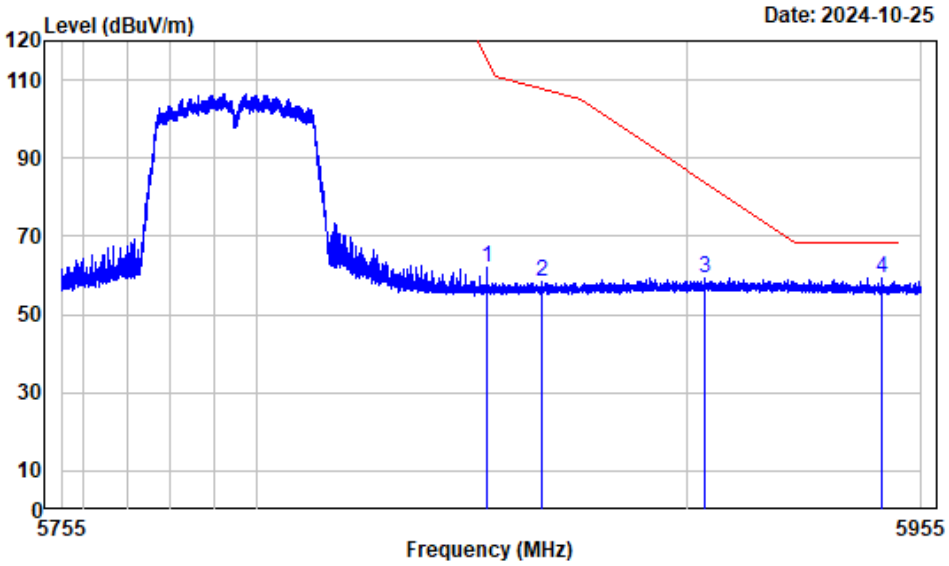

Condition : Vertical
Project No.: 2401Y48404E-RF
Tester : Zenos Qiao
Note : 5GWiFi-Band4-AC40-5795

	Freq	Factor	Read Level	Level	Limit Line	Over Limit	Remark
	MHz	dB/m	dBuV	dBuV/m	dBuV/m	dB	
1	5853.087	3.69	58.39	62.08	115.16	-53.08	Peak
2	5865.789	3.73	54.60	58.33	107.78	-49.45	Peak
3	5904.144	3.85	55.48	59.33	83.60	-24.27	Peak
4	5945.499	3.75	55.69	59.44	68.20	-8.76	Peak

802.11ac80			
Test Channel:	**5775MHz**	**Ant. Polar. :**	**Horizontal_Peak**

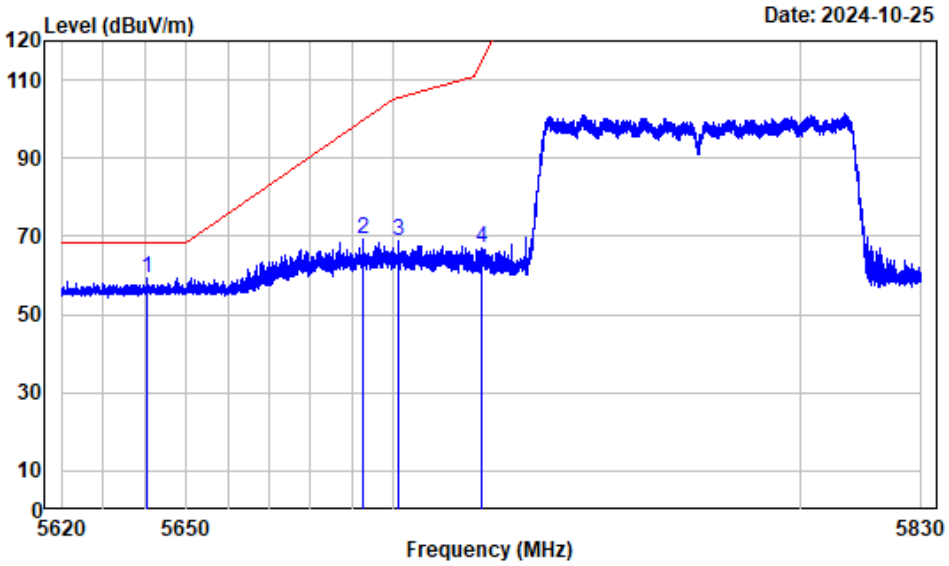

Condition : Horizontal
Project No.: 2401Y48404E-RF
Tester : Zenos Qiao
Note : 5GWiFi-Band4-AC80-5775

	Freq	Factor	Read Level	Level	Limit Line	Over Limit	Remark
	MHz	dB/m	dBuV	dBuV/m	dBuV/m	dB	
1	5640.451	3.20	56.30	59.50	68.20	-8.70	Peak
2	5692.958	3.42	66.06	69.48	100.01	-30.53	Peak
3	5701.333	3.45	65.18	68.63	105.57	-36.94	Peak
4	5721.705	3.48	63.73	67.21	114.69	-47.48	Peak

802.11ac80			
Test Channel:	**5775MHz**	**Ant. Polar. :**	**Vertical_Peak**

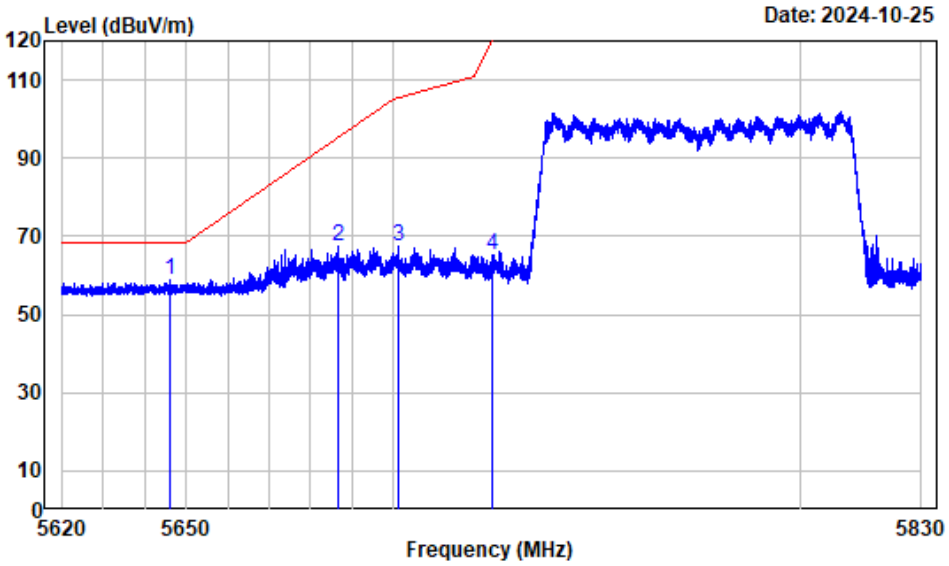

Condition : Vertical
Project No.: 2401Y48404E-RF
Tester : Zenos Qiao
Note : 5GWiFi-Band4-AC80-5775

	Freq	Factor	Read Level	Level	Limit Line	Over Limit	Remark
	MHz	dB/m	dBuV	dBuV/m	dBuV/m	dB	
1	5645.991	3.24	55.45	58.69	68.20	-9.51	Peak
2	5686.578	3.40	64.15	67.55	95.30	-27.75	Peak
3	5701.412	3.45	63.91	67.36	105.60	-38.24	Peak
4	5724.357	3.48	61.81	65.29	120.73	-55.44	Peak

802.11ac80			
Test Channel:	**5775MHz**	**Ant. Polar. :**	**Horizontal_Peak**

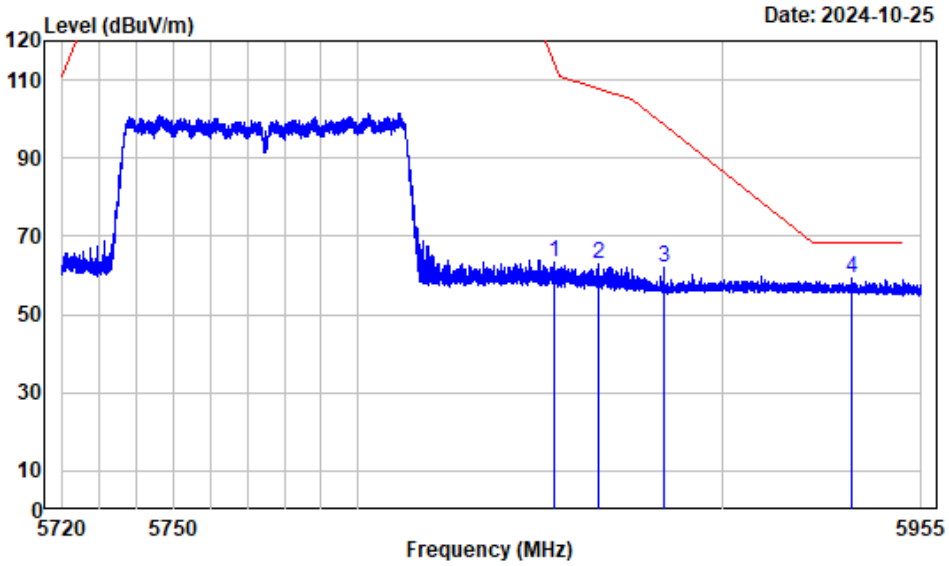

Condition : Horizontal
Project No.: 2401Y48404E-RF
Tester : Zenos Qiao
Note : 5GWiFi-Band4-AC80-5775

	Freq	Factor	Read Level	Level	Limit Line	Over Limit	Remark
	MHz	dB/m	dBuV	dBuV/m	dBuV/m	dB	
1	5853.585	3.69	59.48	63.17	114.03	-50.86	Peak
2	5865.777	3.73	59.09	62.82	107.78	-44.96	Peak
3	5883.698	3.80	58.34	62.14	98.74	-36.60	Peak
4	5935.816	3.77	55.58	59.35	68.20	-8.85	Peak

802.11ac80			
Test Channel:	**5775MHz**	**Ant. Polar. :**	**Vertical_Peak**

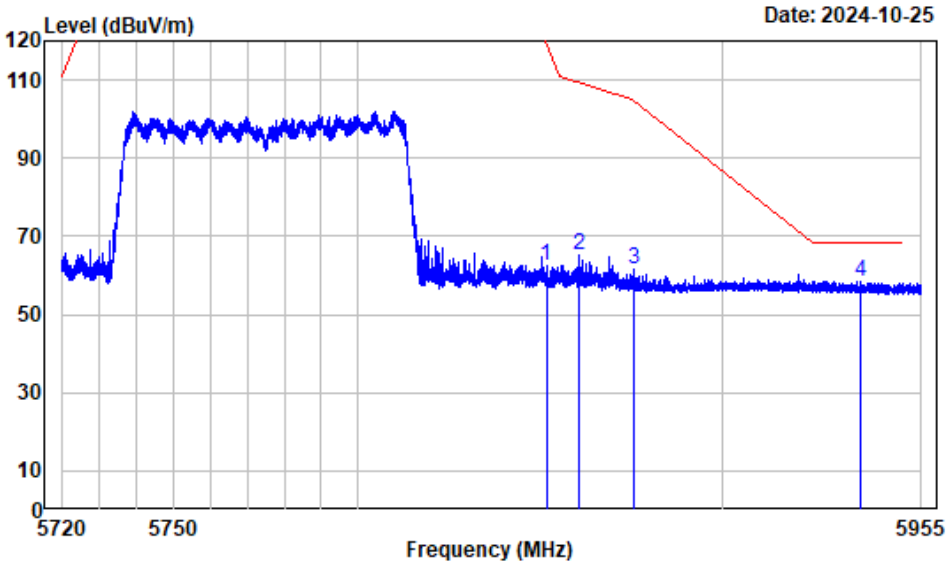

Condition : Vertical
Project No.: 2401Y48404E-RF
Tester : Zenos Qiao
Note : 5GWiFi-Band4-AC80-5775

	Freq	Factor	Read Level	Level	Limit Line	Over Limit	Remark
	MHz	dB/m	dBuV	dBuV/m	dBuV/m	dB	
1	5851.352	3.68	58.59	62.27	119.12	-56.85	Peak
2	5860.518	3.71	61.40	65.11	109.25	-44.14	Peak
3	5875.413	3.77	57.76	61.53	104.89	-43.36	Peak
4	5937.990	3.76	54.83	58.59	68.20	-9.61	Peak

802.11ax20			
Test Channel:	**5745MHz**	**Ant. Polar. :**	**Horizontal_Peak**

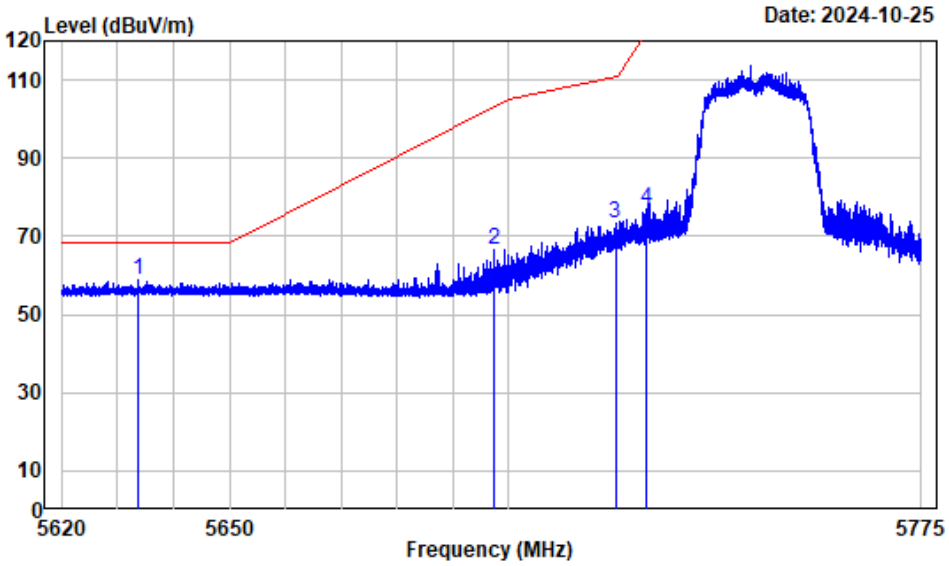

Condition : Horizontal
Project No.: 2401Y48404E-RF
Tester : Zenos Qiao
Note : 5GWiFi-Band4-AX20-5745

	Freq	Factor	Read Level	Level	Limit Line	Over Limit	Remark
	MHz	dB/m	dBuV	dBuV/m	dBuV/m	dB	
1	5633.603	3.15	55.73	58.88	68.20	-9.32	Peak
2	5697.316	3.44	63.21	66.65	103.22	-36.57	Peak
3	5719.367	3.48	69.77	73.25	110.62	-37.37	Peak
4	5724.948	3.48	73.52	77.00	122.08	-45.08	Peak

802.11ax20			
Test Channel:	**5745MHz**	**Ant. Polar. :**	**Vertical_Peak**

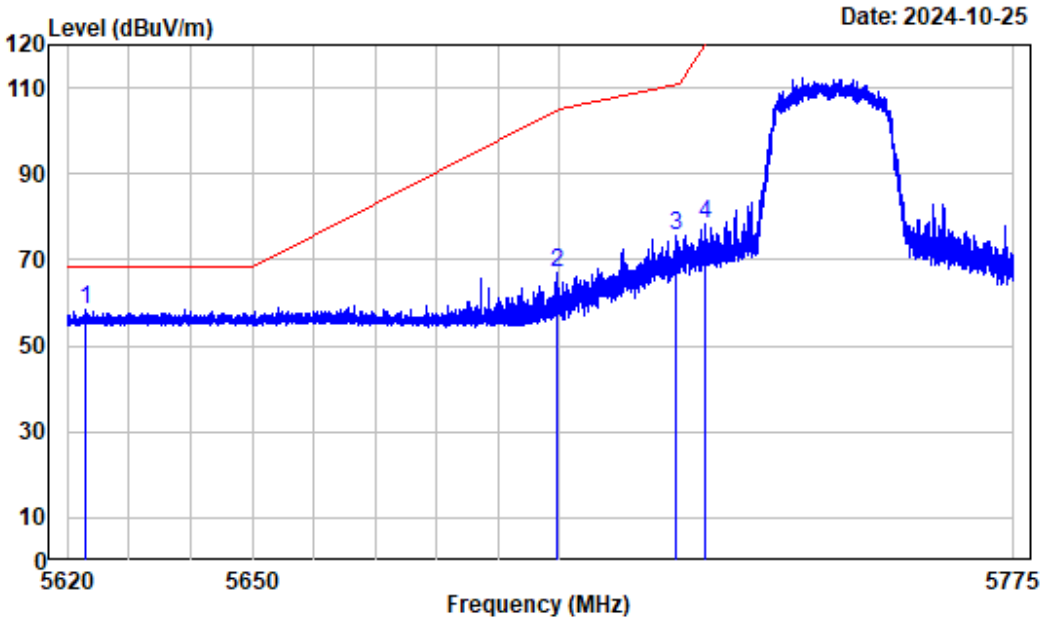

Condition : Vertical
Project No.: 2401Y48404E-RF
Tester : Zenos Qiao
Note : 5GWiFi-Band4-AX20-5745

	Freq	Factor	Read Level	Level	Limit Line	Over Limit	Remark
	MHz	dB/m	dBuV	dBuV/m	dBuV/m	dB	
1	5622.829	3.06	55.36	58.42	68.20	-9.78	Peak
2	5699.661	3.45	63.38	66.83	104.95	-38.12	Peak
3	5719.116	3.48	72.28	75.76	110.55	-34.79	Peak
4	5723.960	3.48	74.64	78.12	119.83	-41.71	Peak

802.11ax20			
Test Channel:	**5825MHz**	**Ant. Polar. :**	**Horizontal_Peak**

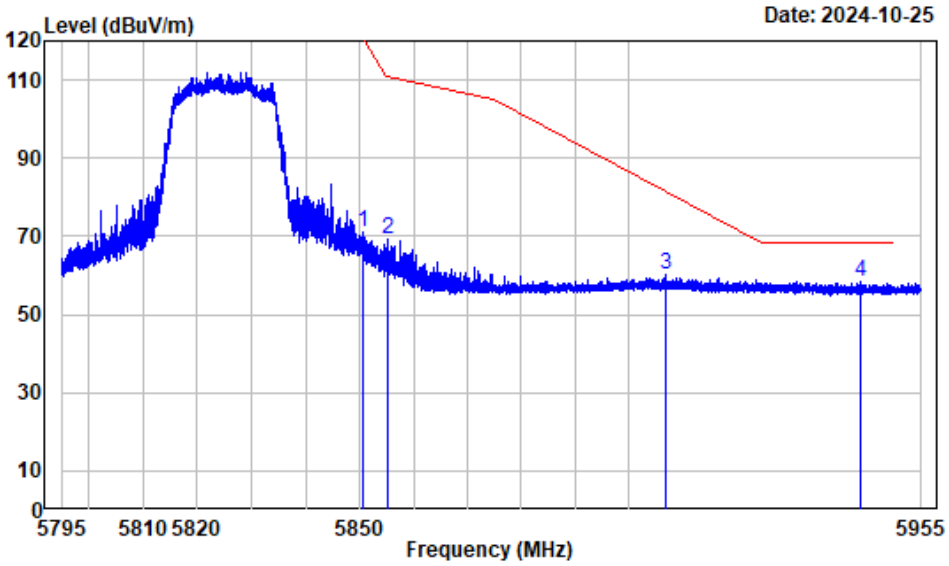

Condition : Horizontal
Project No.: 2401Y48404E-RF
Tester : Zenos Qiao
Note : 5GWiFi-Band4-AX20-5825

	Freq	Factor	Read Level	Level	Limit Line	Over Limit	Remark
	MHz	dB/m	dBuV	dBuV/m	dBuV/m	dB	
1	5850.647	3.67	67.20	70.87	120.72	-49.85	Peak
2	5855.348	3.70	65.39	69.09	110.70	-41.61	Peak
3	5906.954	3.84	56.35	60.19	81.52	-21.33	Peak
4	5943.418	3.74	54.57	58.31	68.20	-9.89	Peak

802.11ax20			
Test Channel:	**5825MHz**	**Ant. Polar. :**	**Vertical_Peak**

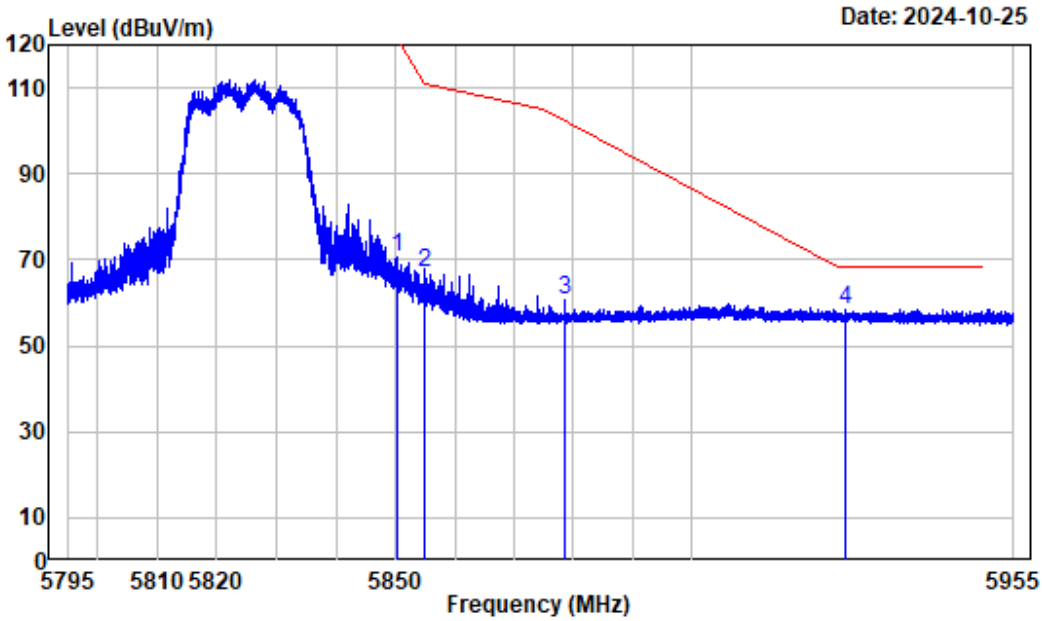

Condition : Vertical
Project No.: 2401Y48404E-RF
Tester : Zenos Qiao
Note : 5GWiFi-Band4-AX20-5825

	Freq	Factor	Read Level	Level	Limit Line	Over Limit	Remark
	MHz	dB/m	dBuV	dBuV/m	dBuV/m	dB	
1	5850.187	3.67	66.75	70.42	121.77	-51.35	Peak
2	5855.007	3.70	63.15	66.85	110.80	-43.95	Peak
3	5878.490	3.77	56.91	60.68	102.61	-41.93	Peak
4	5926.376	3.79	54.61	58.40	68.20	-9.80	Peak

802.11ax40			
Test Channel:	**5755MHz**	**Ant. Polar. :**	**Horizontal_Peak**

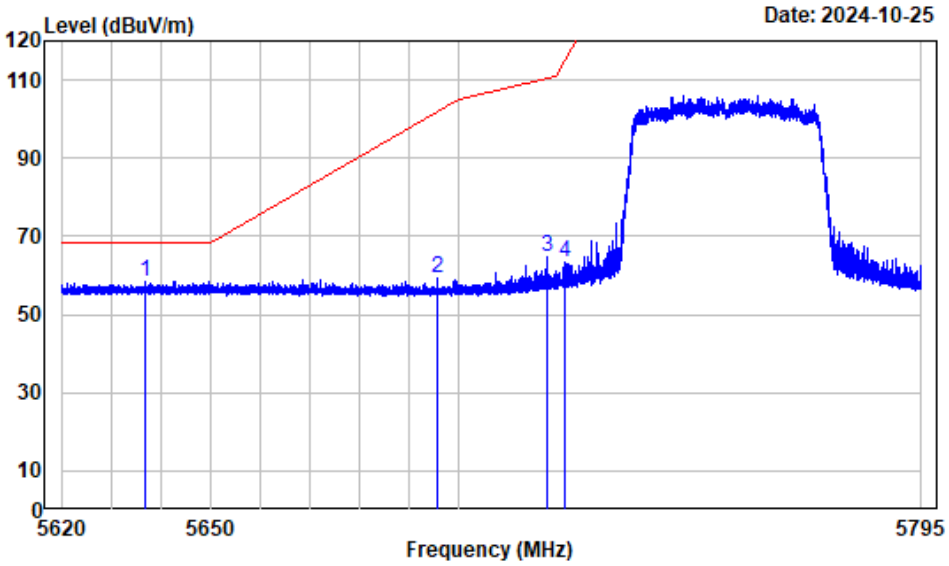

Condition : Horizontal
Project No.: 2401Y48404E-RF
Tester : Zenos Qiao
Note : 5GWiFi-Band4-AX40-5755

	Freq	Factor	Read Level	Level	Limit Line	Over Limit	Remark
	MHz	dB/m	dBuV	dBuV/m	dBuV/m	dB	
1	5636.714	3.17	55.45	58.62	68.20	-9.58	Peak
2	5696.003	3.43	55.83	59.26	102.25	-42.99	Peak
3	5718.144	3.48	61.34	64.82	110.28	-45.46	Peak
4	5721.775	3.48	59.92	63.40	114.85	-51.45	Peak

802.11ax40			
Test Channel:	**5755MHz**	**Ant. Polar. :**	**Vertical_Peak**

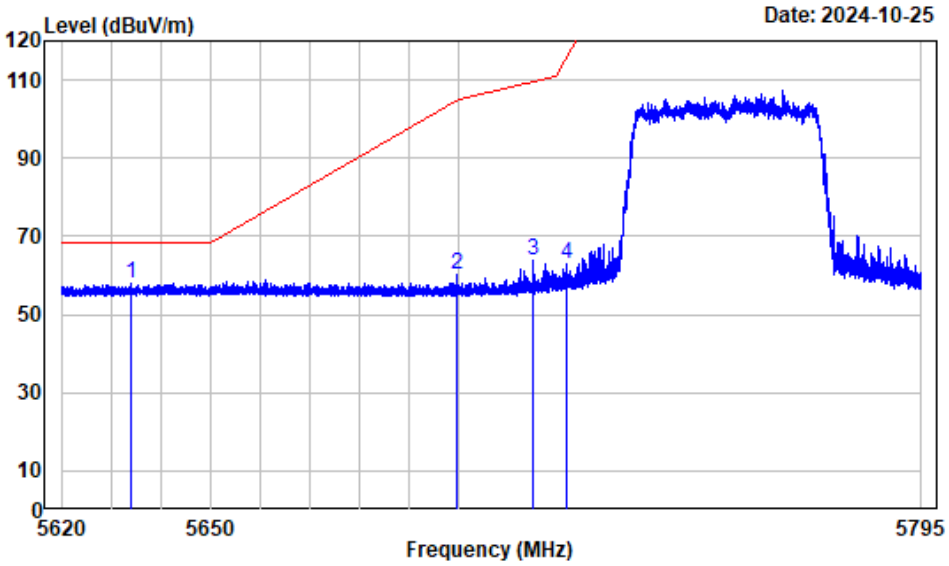

Condition : Vertical
Project No.: 2401Y48404E-RF
Tester : Zenos Qiao
Note : 5GWiFi-Band4-AX40-5755

	Freq	Factor	Read Level	Level	Limit Line	Over Limit	Remark
	MHz	dB/m	dBuV	dBuV/m	dBuV/m	dB	
1	5633.849	3.15	54.96	58.11	68.20	-10.09	Peak
2	5699.810	3.45	56.61	60.06	105.06	-45.00	Peak
3	5715.168	3.47	60.20	63.67	109.45	-45.78	Peak
4	5722.300	3.48	59.30	62.78	116.05	-53.27	Peak

802.11ax40			
Test Channel:	**5795MHz**	**Ant. Polar. :**	**Horizontal_Peak**

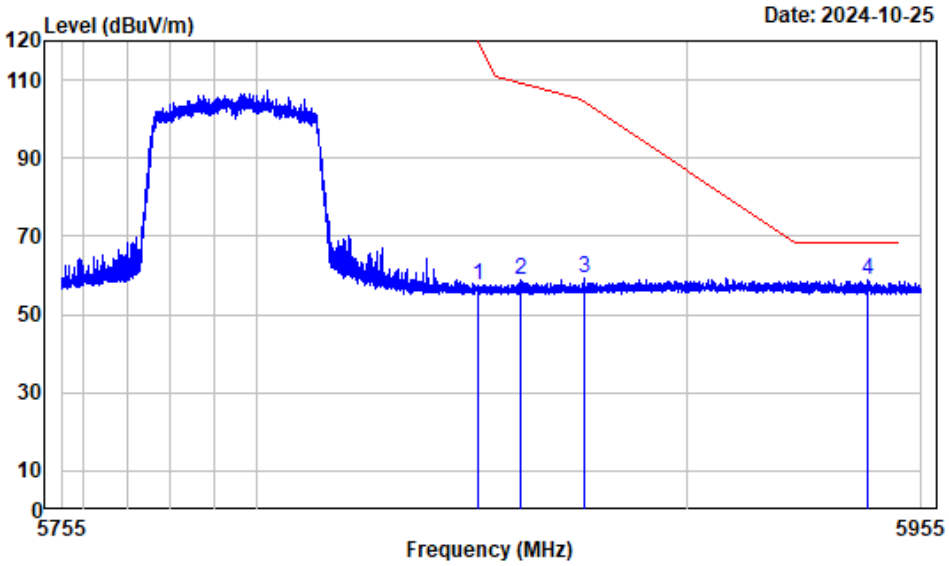

Condition : Horizontal
Project No.: 2401Y48404E-RF
Tester : Zenos Qiao
Note : 5GWiFi-Band4-AX40-5795

	Freq	Factor	Read Level	Level	Limit Line	Over Limit	Remark
	MHz	dB/m	dBuV	dBuV/m	dBuV/m	dB	
1	5851.037	3.67	54.04	57.71	119.83	-62.12	Peak
2	5861.088	3.71	55.29	59.00	109.09	-50.09	Peak
3	5875.665	3.77	55.53	59.30	104.71	-45.41	Peak
4	5942.374	3.75	55.25	59.00	68.20	-9.20	Peak

802.11ax40			
Test Channel:	**5795MHz**	**Ant. Polar. :**	**Vertical_Peak**

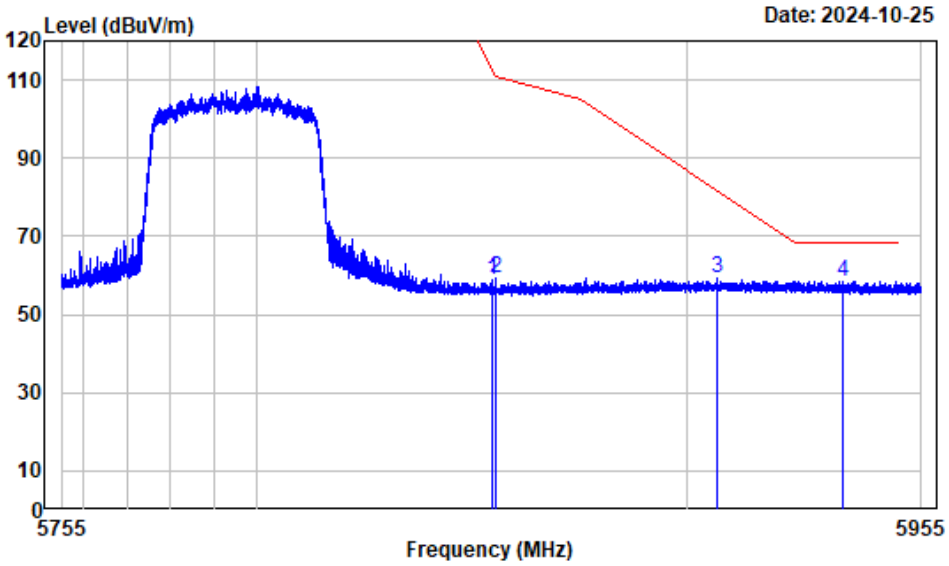

Condition : Vertical
Project No.: 2401Y48404E-RF
Tester : Zenos Qiao
Note : 5GWiFi-Band4-AX40-5795

	Freq	Factor	Read Level	Level	Limit Line	Over Limit	Remark
	MHz	dB/m	dBuV	dBuV/m	dBuV/m	dB	
1	5854.362	3.70	55.05	58.75	112.25	-53.50	Peak
2	5855.138	3.70	55.66	59.36	110.76	-51.40	Peak
3	5906.944	3.84	55.53	59.37	81.53	-22.16	Peak
4	5936.298	3.77	54.82	58.59	68.20	-9.61	Peak

802.11ax80			
Test Channel:	**5775MHz**	**Ant. Polar. :**	**Horizontal_Peak**

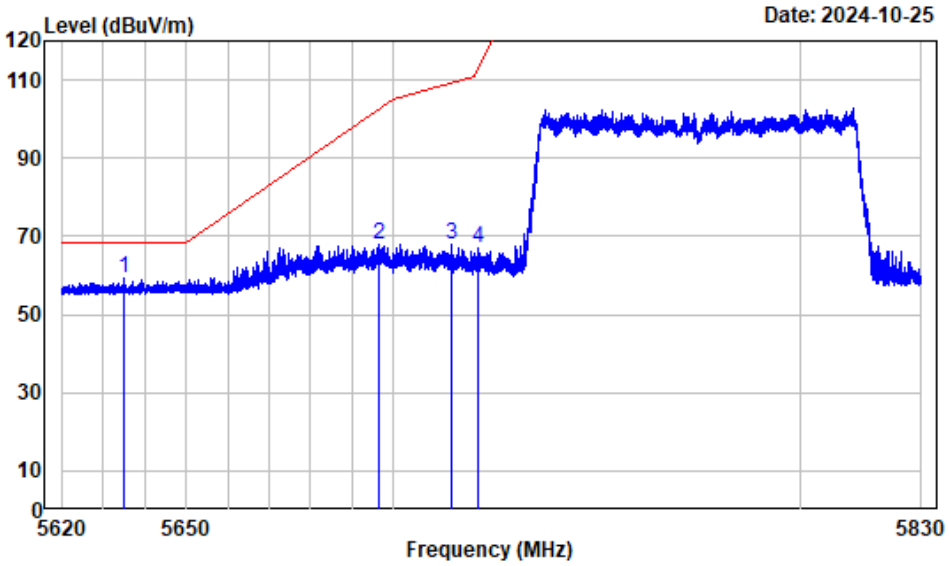

Condition : Horizontal
Project No.: 2401Y48404E-RF
Tester : Zenos Qiao
Note : 5GWiFi-Band4-AX80-5775

	Freq	Factor	Read Level	Level	Limit Line	Over Limit	Remark
	MHz	dB/m	dBuV	dBuV/m	dBuV/m	dB	
1	5634.964	3.16	56.13	59.29	68.20	-8.91	Peak
2	5696.450	3.44	64.31	67.75	102.58	-34.83	Peak
3	5714.380	3.47	64.61	68.08	109.23	-41.15	Peak
4	5720.997	3.48	63.55	67.03	113.07	-46.04	Peak

802.11ax80			
Test Channel:	**5775MHz**	**Ant. Polar. :**	**Vertical_Peak**

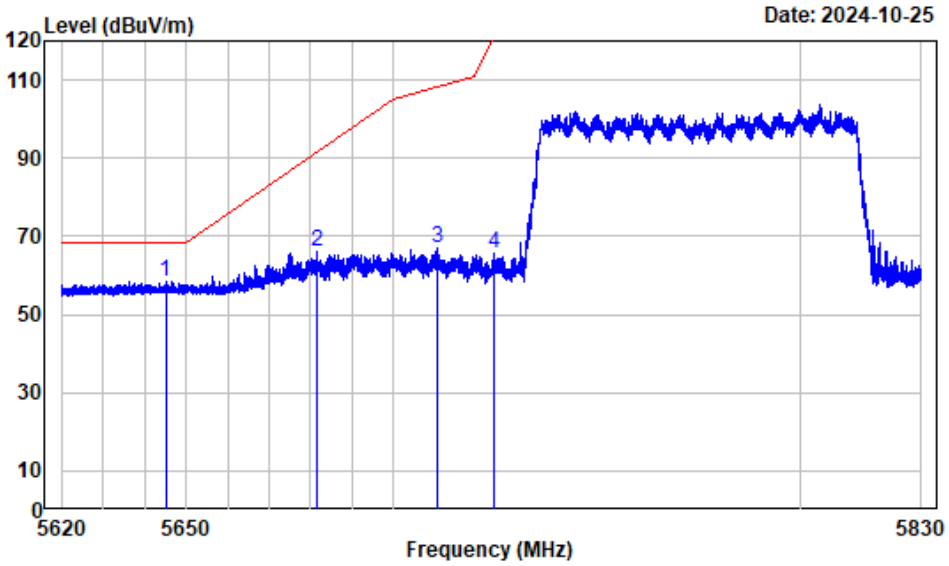

Condition : Vertical
Project No.: 2401Y48404E-RF
Tester : Zenos Qiao
Note : 5GWiFi-Band4-AX80-5775

	Freq	Factor	Read Level	Level	Limit Line	Over Limit	Remark
	MHz	dB/m	dBuV	dBuV/m	dBuV/m	dB	
1	5645.020	3.23	55.23	58.46	68.20	-9.74	Peak
2	5681.748	3.39	62.80	66.19	91.73	-25.54	Peak
3	5710.679	3.46	63.55	67.01	108.19	-41.18	Peak
4	5724.882	3.48	62.11	65.59	121.93	-56.34	Peak

802.11ax80			
Test Channel:	**5775MHz**	**Ant. Polar. :**	**Horizontal_Peak**

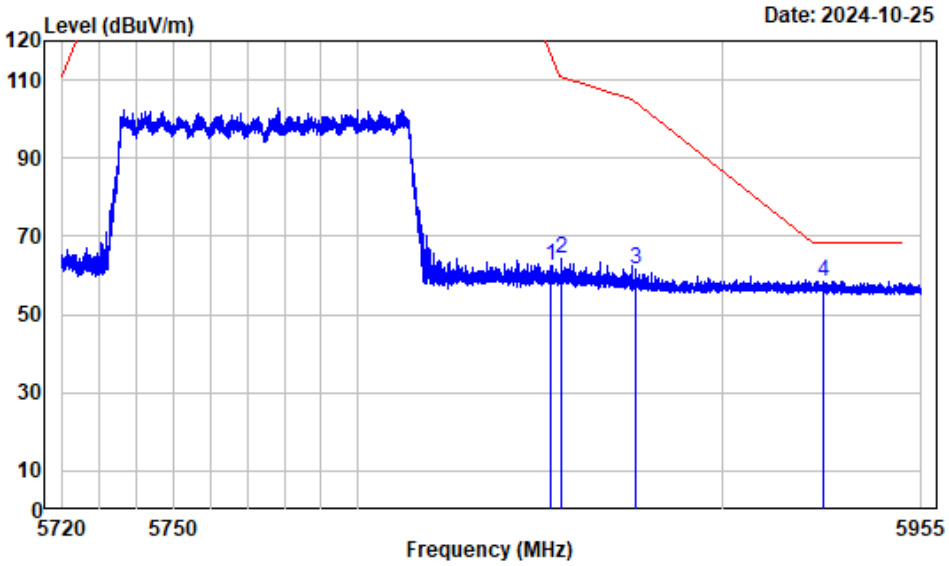

Condition : Horizontal
Project No.: 2401Y48404E-RF
Tester : Zenos Qiao
Note : 5GWiFi-Band4-AX80-5775

	Freq	Factor	Read Level	Level	Limit Line	Over Limit	Remark
	MHz	dB/m	dBuV	dBuV/m	dBuV/m	dB	
1	5852.704	3.69	58.81	62.50	116.03	-53.53	Peak
2	5855.377	3.70	60.54	64.24	110.69	-46.45	Peak
3	5875.736	3.77	57.78	61.55	104.65	-43.10	Peak
4	5927.972	3.78	54.85	58.63	68.20	-9.57	Peak

802.11ax80			
Test Channel:	**5775MHz**	**Ant. Polar. :**	**Vertical_Peak**

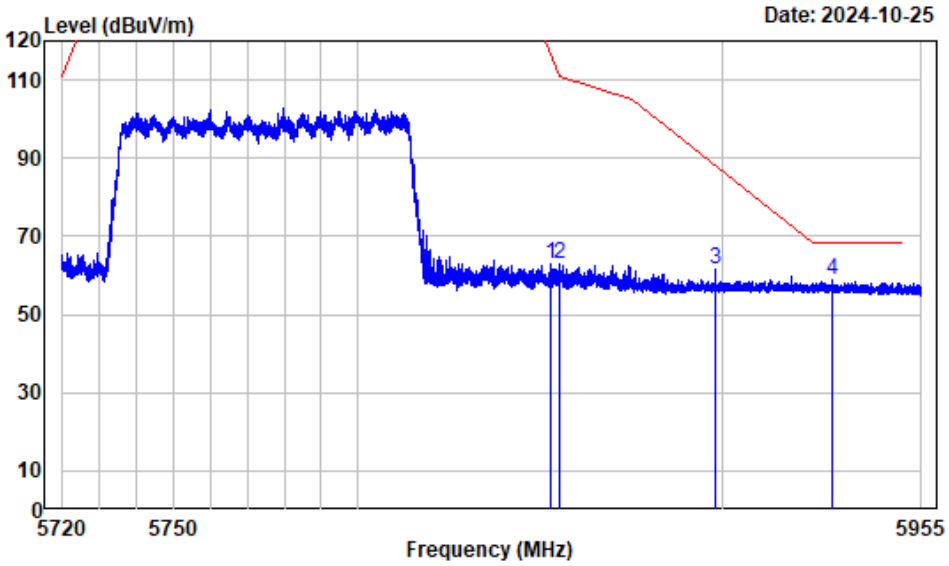

Condition : Vertical
Project No.: 2401Y48404E-RF
Tester : Zenos Qiao
Note : 5GWiFi-Band4-AX80-5775

	Freq	Factor	Read Level	Level	Limit Line	Over Limit	Remark
	MHz	dB/m	dBuV	dBuV/m	dBuV/m	dB	
1	5852.674	3.69	59.44	63.13	116.10	-52.97	Peak
2	5855.201	3.70	59.08	62.78	110.74	-47.96	Peak
3	5897.947	3.84	57.62	61.46	88.18	-26.72	Peak
4	5930.087	3.79	54.89	58.68	68.20	-9.52	Peak

1-18GHz (*Listed with the worst harmonic margin test plots***):**

5150-5250MHz

802.11a_ANT0

Horizontal

1-7GHz

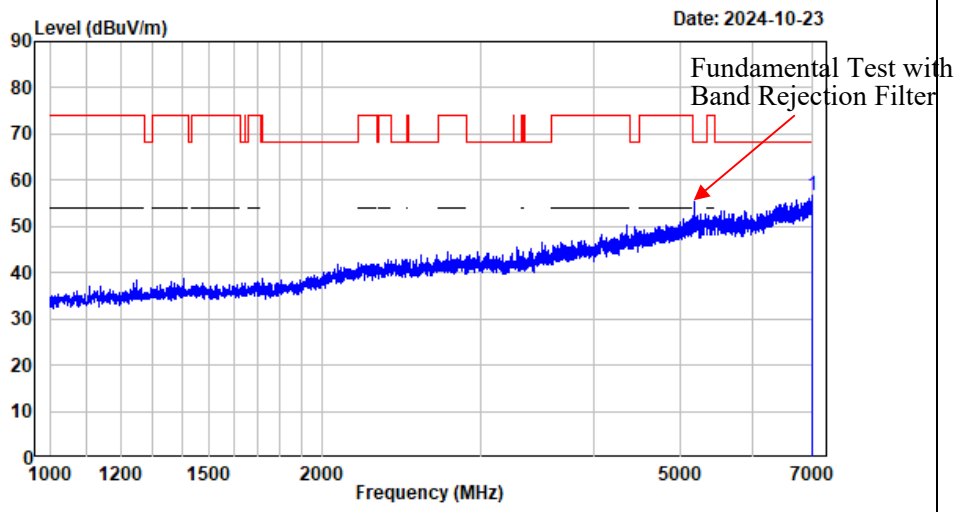


```
Condition   : Horizontal
Project No.: 2401Y48404E-RF
Tester      : Zenos Qiao
Note        : 5GWiFi-ANT0-Band1-A-5180
```

	Freq	Factor	Read Level	Level	Limit Line	Over Limit	Remark
	MHz	dB/m	dBuV	dBuV/m	dBuV/m	dB	
1	6980.498	8.64	47.92	56.56	68.20	-11.64	Peak

Vertical

1-7GHz

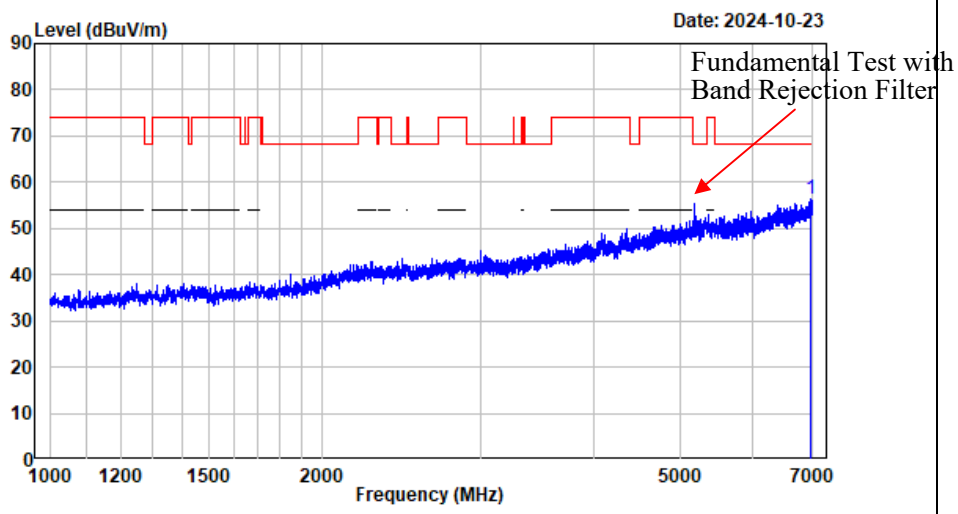

Condition : Vertical
Project No.: 2401Y48404E-RF
Tester : Zenos Qiao
Note : 5GWiFi-ANT0-Band1-A-5180

	Freq	Factor	Read Level	Level	Limit Line	Over Limit	Remark
	MHz	dB/m	dBuV	dBuV/m	dBuV/m	dB	
1	6966.996	8.66	47.67	56.33	68.20	-11.87	Peak

Horizontal -Peak

7-18GHz

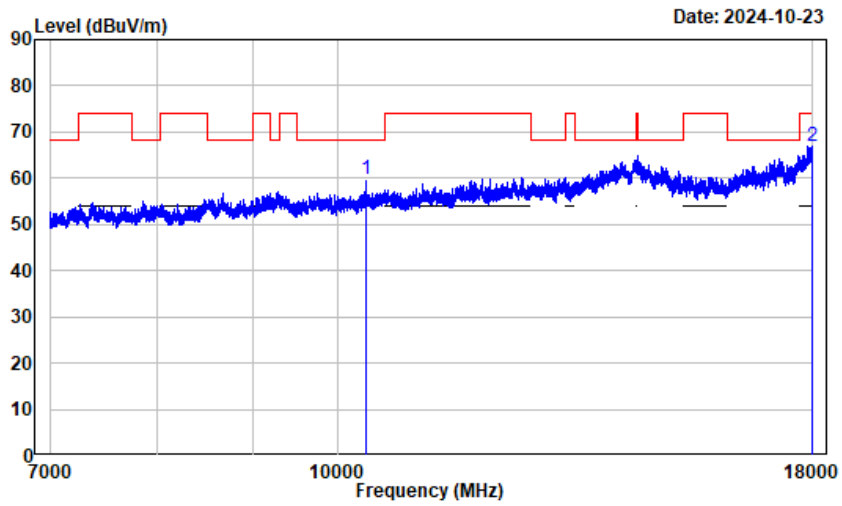

Condition : Horizontal
Project No.: 2401Y48404E-RF
Tester : Zenos Qiao
Note : 5GWiFi-ANT0-Band1-A-5180

	Freq	Factor	Read Level	Level	Limit Line	Over Limit	Remark
	MHz	dB/m	dBuV	dBuV/m	dBuV/m	dB	
1	10360.000	13.07	46.64	59.71	68.20	-8.49	Peak
2	17989.000	24.54	42.44	66.98	74.00	-7.02	Peak

Horizontal -Average

7-18GHz

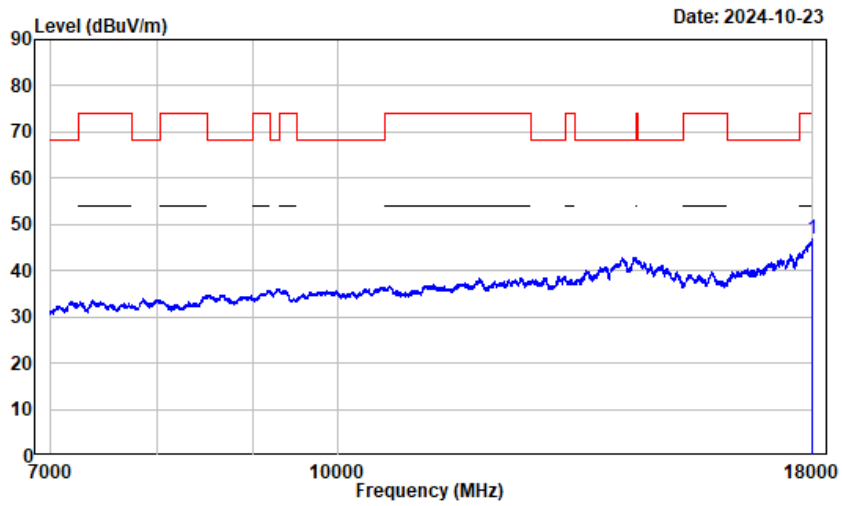

Condition : Horizontal
Project No.: 2401Y48404E-RF
Tester : Zenos Qiao
Note : 5GWiFi-ANT0-Band1-A-5180

	Freq	Factor	Read Level	Level	Limit Line	Over Limit	Remark
	MHz	dB/m	dBuV	dBuV/m	dBuV/m	dB	
1	17989.000	24.54	22.19	46.73	54.00	-7.27	Average

Note: Spectrum analyzer setting: RBW=1 MHz, VBW=5 kHz

Vertical -Peak

7-18GHz

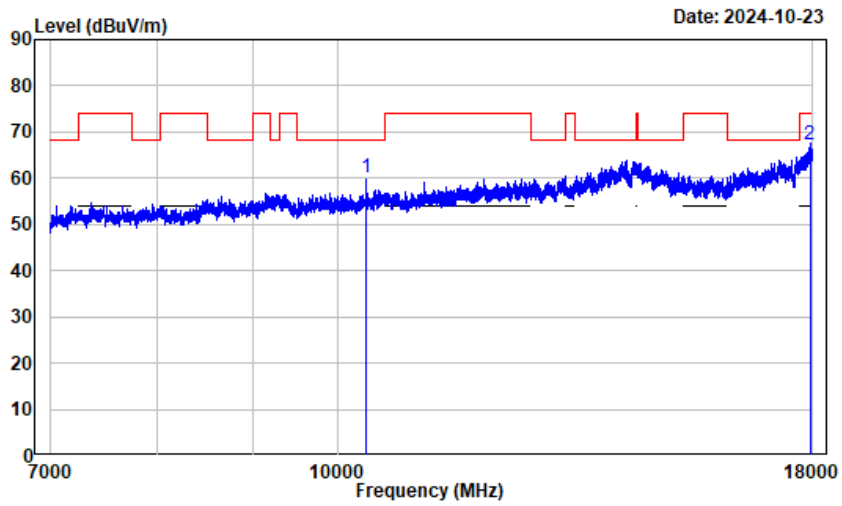

Condition : Vertical
Project No.: 2401Y48404E-RF
Tester : Zenos Qiao
Note : 5GWiFi-ANT0-Band1-A-5180

	Freq	Factor	Read Level	Level	Limit Line	Over Limit	Remark
	MHz	dB/m	dBuV	dBuV/m	dBuV/m	dB	
1	10360.000	13.07	46.98	60.05	68.20	-8.15	Peak
2	17938.120	24.18	43.10	67.28	74.00	-6.72	Peak

Vertical -Average

7-18GHz

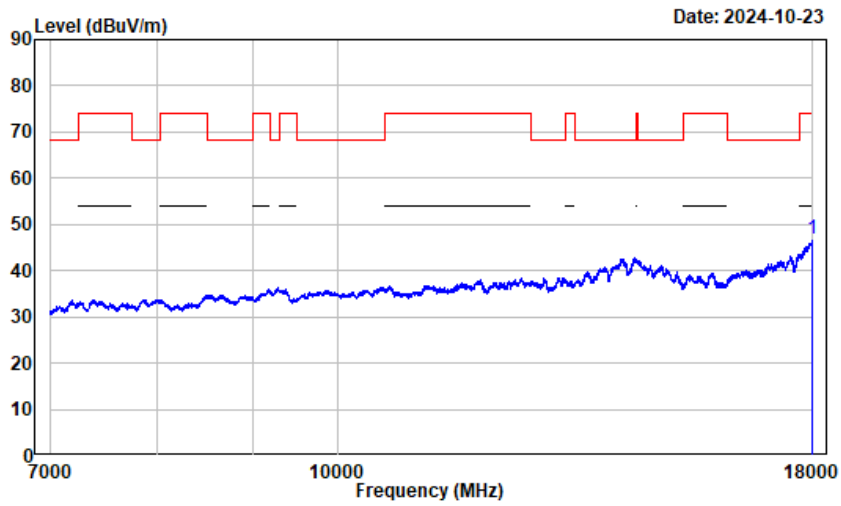

Condition : Vertical
Project No.: 2401Y48404E-RF
Tester : Zenos Qiao
Note : 5GWiFi-ANT0-Band1-A-5180

	Freq	Factor	Read Level	Level	Limit Line	Over Limit	Remark
	MHz	dB/m	dBuV	dBuV/m	dBuV/m	dB	
1	17991.750	24.56	22.38	46.94	54.00	-7.06	Average

Note: Spectrum analyzer setting: RBW=1 MHz, VBW=5 kHz

802.11a_ANT1

Horizontal

1-7GHz

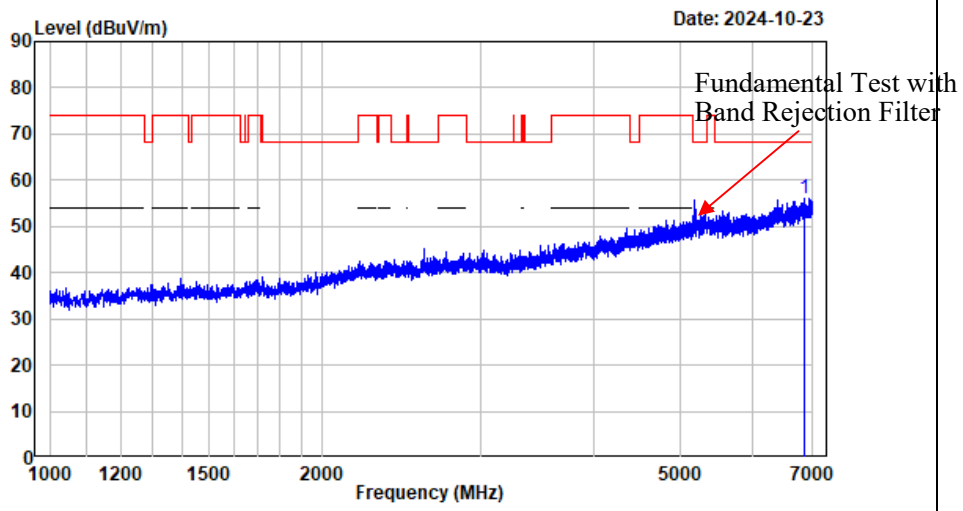

Condition : Horizontal
Project No.: 2401Y48404E-RF
Tester : Zenos Qiao
Note : 5GWiFi-ANT1-Band1-A-5180

	Freq	Factor	Read Level	Level	Limit Line	Over Limit	Remark
	MHz	dB/m	dBuV	dBuV/m	dBuV/m	dB	
1	6853.732	7.89	48.17	56.06	68.20	-12.14	Peak

Vertical

1-7GHz

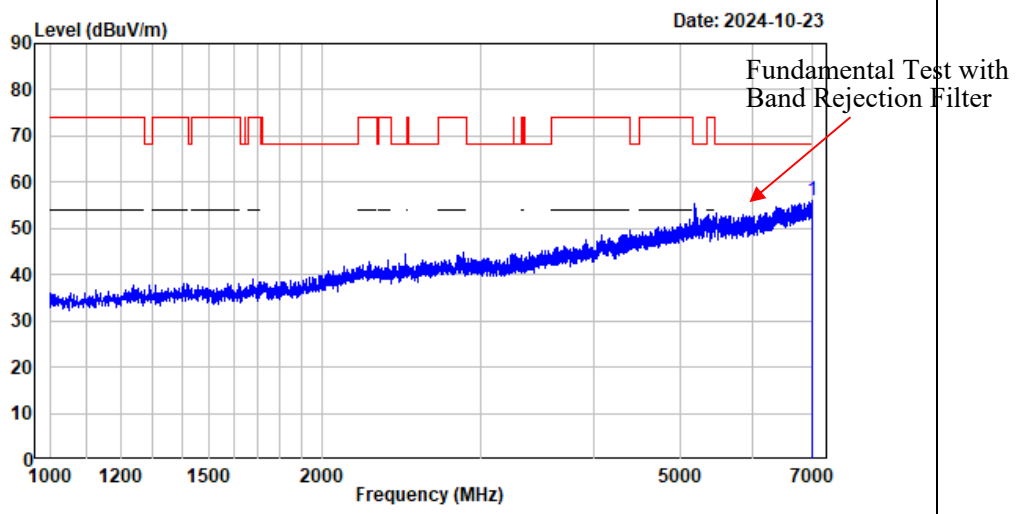


```
Condition   : Vertical
Project No.: 2401Y48404E-RF
Tester      : Zenos Qiao
Note        : 5GWiFi-ANT1-Band1-A-5180
```

	Freq	Factor	Read Level	Level	Limit Line	Over Limit	Remark
	MHz	dB/m	dBuV	dBuV/m	dBuV/m	dB	
1	6990.999	8.63	47.52	56.15	68.20	-12.05	Peak

Horizontal -Peak

7-18GHz

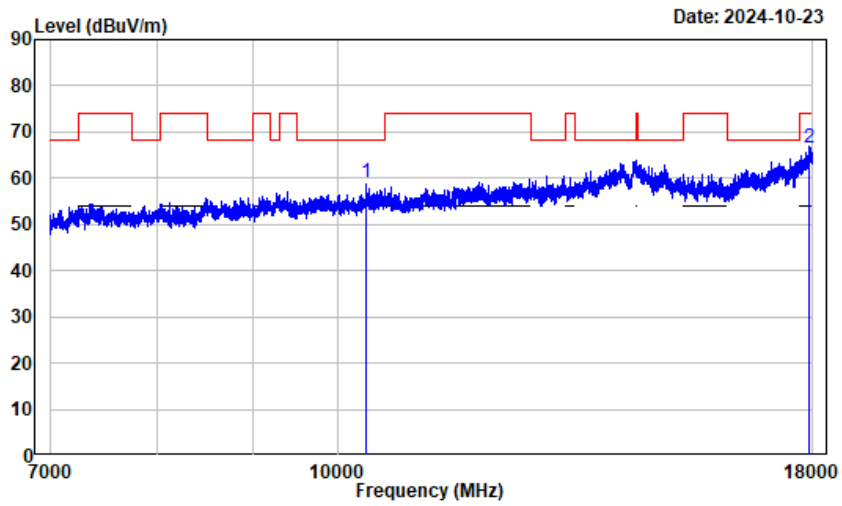

Condition : Horizontal
Project No.: 2401Y48404E-RF
Tester : Zenos Qiao
Note : 5GWiFi-ANT1-Band1-A-5180

	Freq	Factor	Read Level	Level	Limit Line	Over Limit	Remark
	MHz	dB/m	dBuV	dBuV/m	dBuV/m	dB	
1	10360.000	13.07	46.06	59.13	68.20	-9.07	Peak
2	17925.740	24.09	42.42	66.51	74.00	-7.49	Peak

Horizontal -Average

7-18GHz

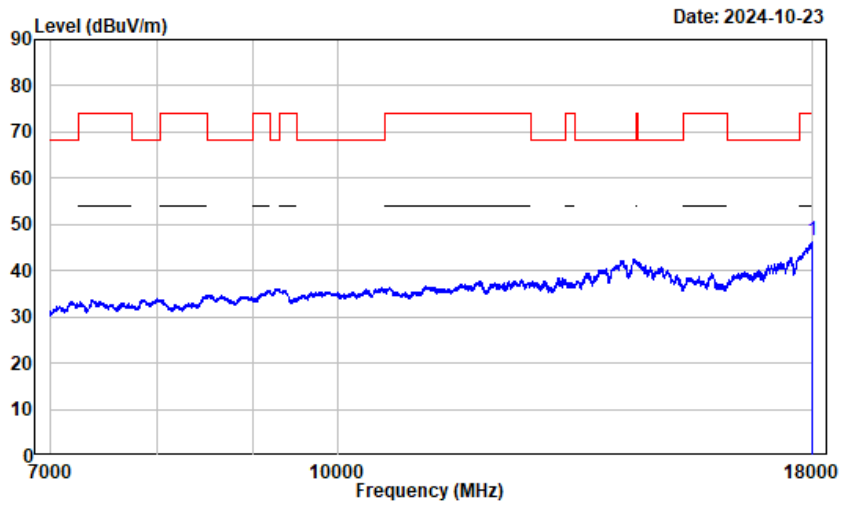

Condition : Horizontal
Project No.: 2401Y48404E-RF
Tester : Zenos Qiao
Note : 5GWiFi-ANT1-Band1-A-5180

	Freq	Factor	Read Level	Level	Limit Line	Over Limit	Remark
	MHz	dB/m	dBuV	dBuV/m	dBuV/m	dB	
1	17986.250	24.52	21.85	46.37	54.00	-7.63	Average

Note: Spectrum analyzer setting: RBW=1 MHz, VBW=5 kHz

Vertical -Peak

7-18GHz

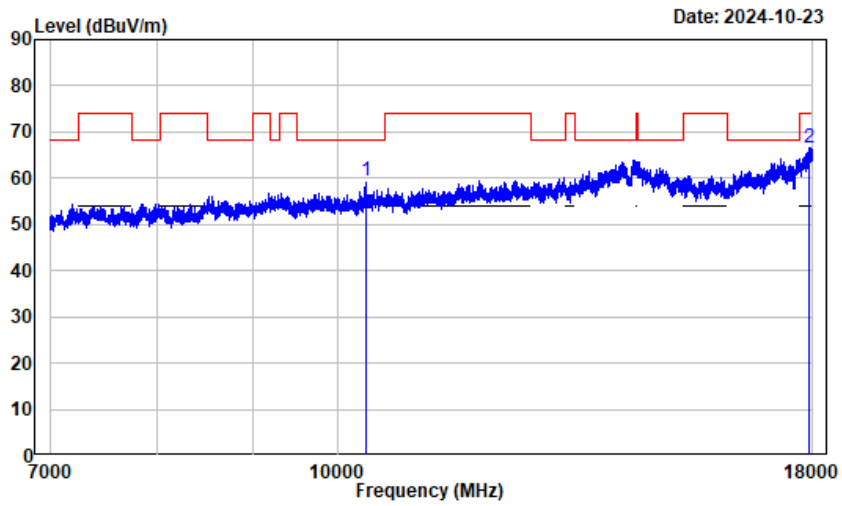

Condition : Vertical
Project No.: 2401Y48404E-RF
Tester : Zenos Qiao
Note : 5GWiFi-ANT1-Band1-A-5180

	Freq	Factor	Read Level	Level	Limit Line	Over Limit	Remark
	MHz	dB/m	dBuV	dBuV/m	dBuV/m	dB	
1	10360.000	13.07	46.29	59.36	68.20	-8.84	Peak
2	17911.990	23.99	42.73	66.72	74.00	-7.28	Peak

Vertical -Average

7-18GHz

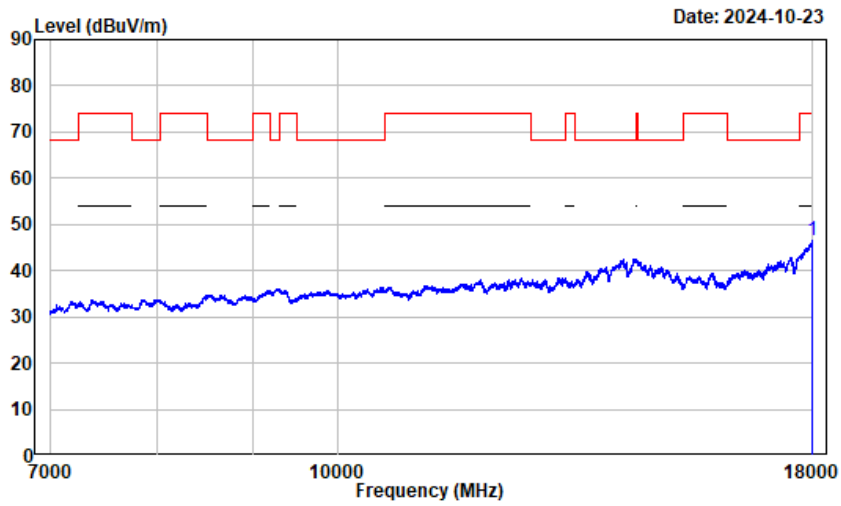

Condition : Vertical
Project No.: 2401Y48404E-RF
Tester : Zenos Qiao
Note : 5GWiFi-ANT1-Band1-A-5180

	Freq	Factor	Read Level	Level	Limit Line	Over Limit	Remark
	MHz	dB/m	dBuV	dBuV/m	dBuV/m	dB	
1	17979.370	24.47	22.12	46.59	54.00	-7.41	Average

Note: Spectrum analyzer setting: RBW=1 MHz, VBW=5 kHz

802.11ac20

Horizontal

1-7GHz

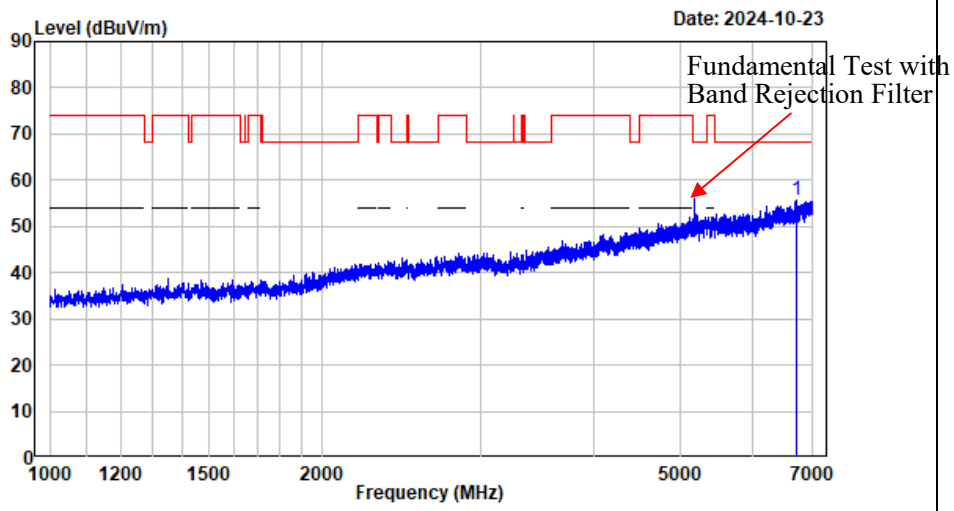

Condition : Horizontal
Project No.: 2401Y48404E-RF
Tester : Zenos Qiao
Note : 5GWiFi-Band1-AC20-5180

	Freq	Factor	Read Level	Level	Limit Line	Over Limit	Remark
	MHz	dB/m	dBuV	dBuV/m	dBuV/m	dB	
1	6721.715	7.17	48.54	55.71	68.20	-12.49	Peak

Vertical

1-7GHz

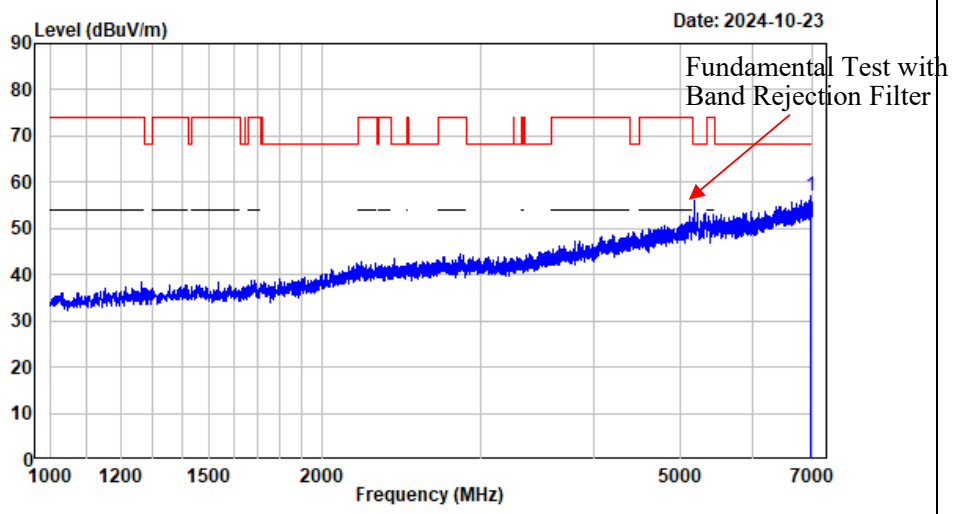

Condition : Vertical
Project No.: 2401Y48404E-RF
Tester : Zenos Qiao
Note : 5GWiFi-Band1-AC20-5180

	Freq	Factor	Read Level	Level	Limit Line	Over Limit	Remark
	MHz	dB/m	dBuV	dBuV/m	dBuV/m	dB	
1	6951.244	8.70	48.20	56.90	68.20	-11.30	Peak

Horizontal -Peak

7-18GHz

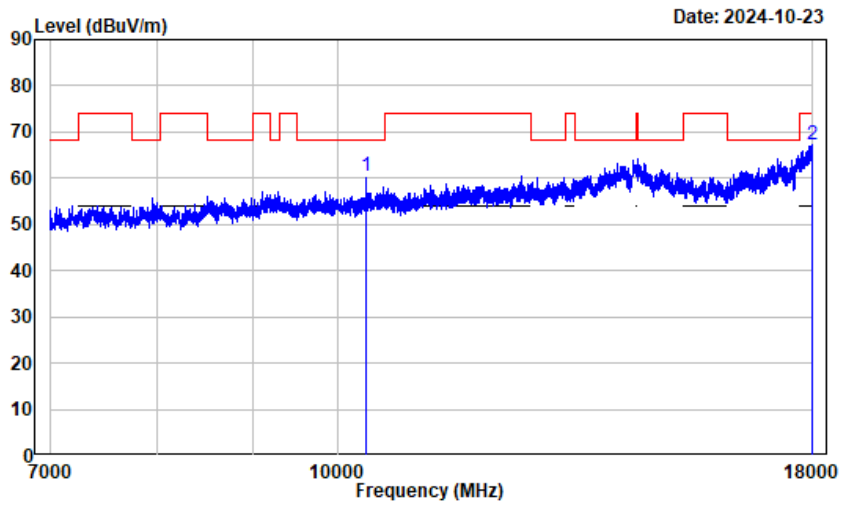

Condition : Horizontal
Project No.: 2401Y48404E-RF
Tester : Zenos Qiao
Note : 5GWiFi-Band1-AC20-5180

	Freq	Factor	Read Level	Level	Limit Line	Over Limit	Remark
	MHz	dB/m	dBuV	dBuV/m	dBuV/m	dB	
1	10360.000	13.07	47.25	60.32	68.20	-7.88	Peak
2	17980.750	24.48	42.62	67.10	74.00	-6.90	Peak

Horizontal -Average

7-18GHz

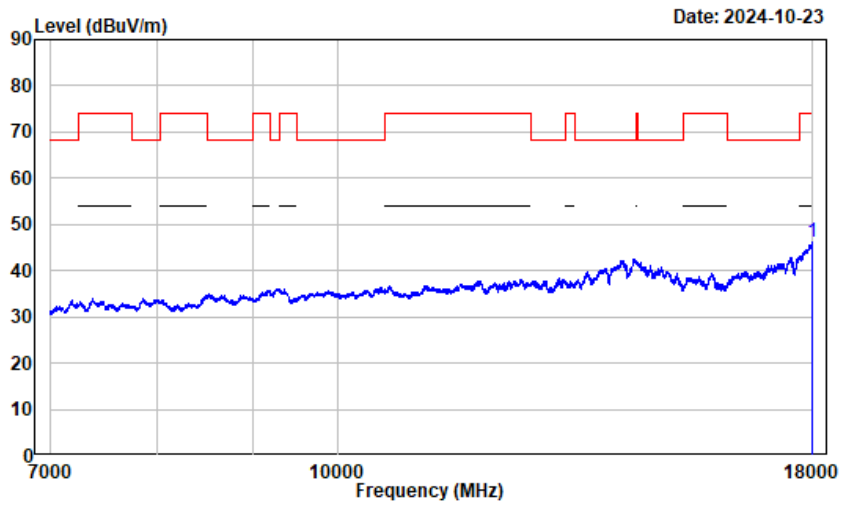

Condition : Horizontal
Project No.: 2401Y48404E-RF
Tester : Zenos Qiao
Note : 5GWiFi-Band1-AC20-5180

	Freq	Factor	Read Level	Level	Limit Line	Over Limit	Remark
	MHz	dB/m	dBuV	dBuV/m	dBuV/m	dB	
1	17986.250	24.52	21.73	46.25	54.00	-7.75	Average

Note: Spectrum analyzer setting: RBW=1 MHz, VBW=5 kHz

Vertical -Peak

7-18GHz

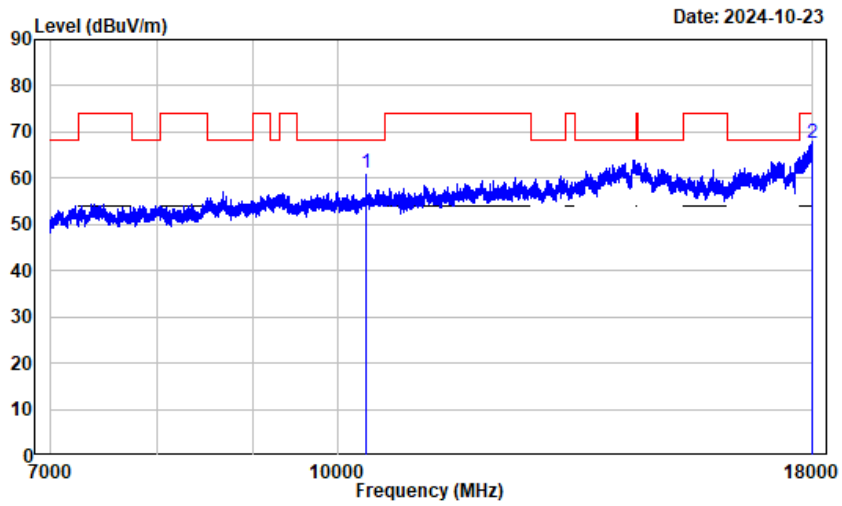

Condition : Vertical
Project No.: 2401Y48404E-RF
Tester : Zenos Qiao
Note : 5GWiFi-Band1-AC20-5180

	Freq	Factor	Read Level	Level	Limit Line	Over Limit	Remark
	MHz	dB/m	dBuV	dBuV/m	dBuV/m	dB	
1	10360.000	13.07	48.12	61.19	68.20	-7.01	Peak
2	17995.880	24.59	42.87	67.46	74.00	-6.54	Peak

Vertical -Average

7-18GHz

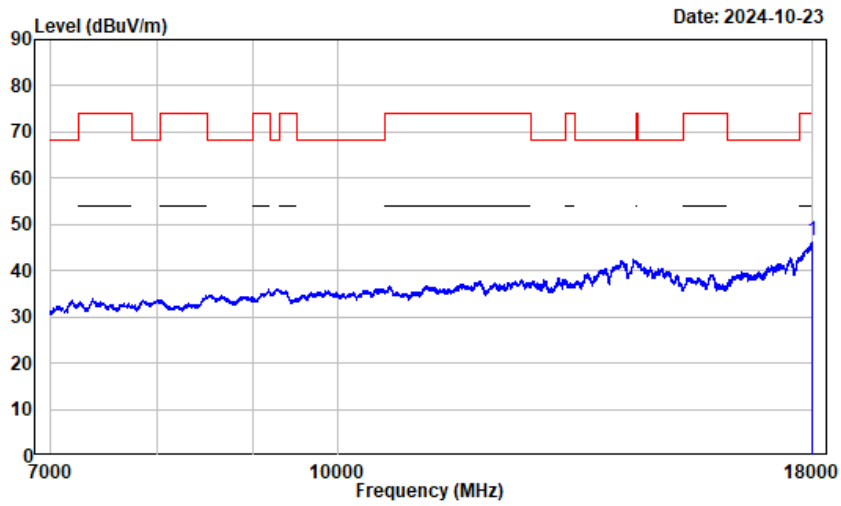

Condition : Vertical
Project No.: 2401Y48404E-RF
Tester : Zenos Qiao
Note : 5GWiFi-Band1-AC20-5180

	Freq	Factor	Read Level	Level	Limit Line	Over Limit	Remark
	MHz	dB/m	dBuV	dBuV/m	dBuV/m	dB	
1	17995.880	24.59	21.88	46.47	54.00	-7.53	Average

Note: Spectrum analyzer setting: RBW=1 MHz, VBW=5 kHz

802.11ac40

Horizontal

1-7GHz

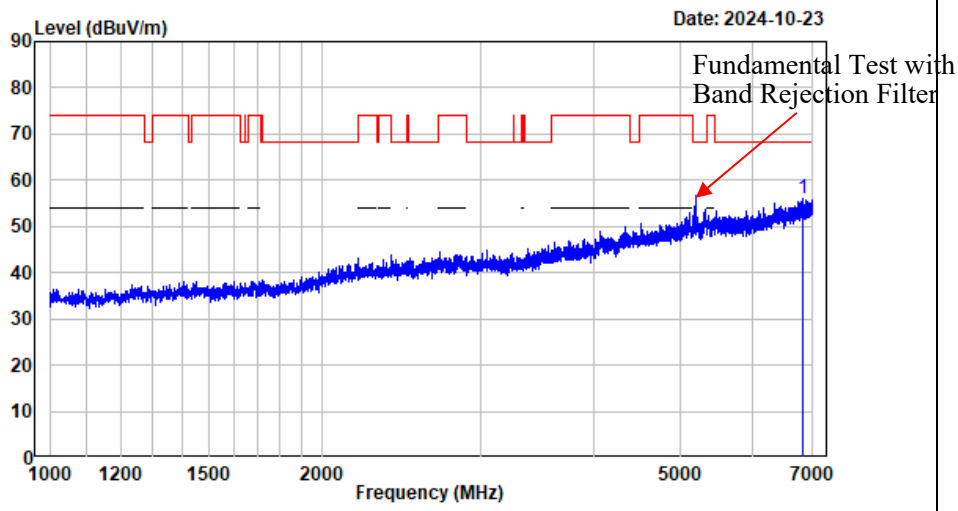

Condition : Horizontal
Project No.: 2401Y48404E-RF
Tester : Zenos Qiao
Note : 5GWiFi-Band1-AC40-5190

	Freq	Factor	Read Level	Level	Limit Line	Over Limit	Remark
	MHz	dB/m	dBuV	dBuV/m	dBuV/m	dB	
1	6833.479	7.71	48.40	56.11	68.20	-12.09	Peak

Vertical

1-7GHz

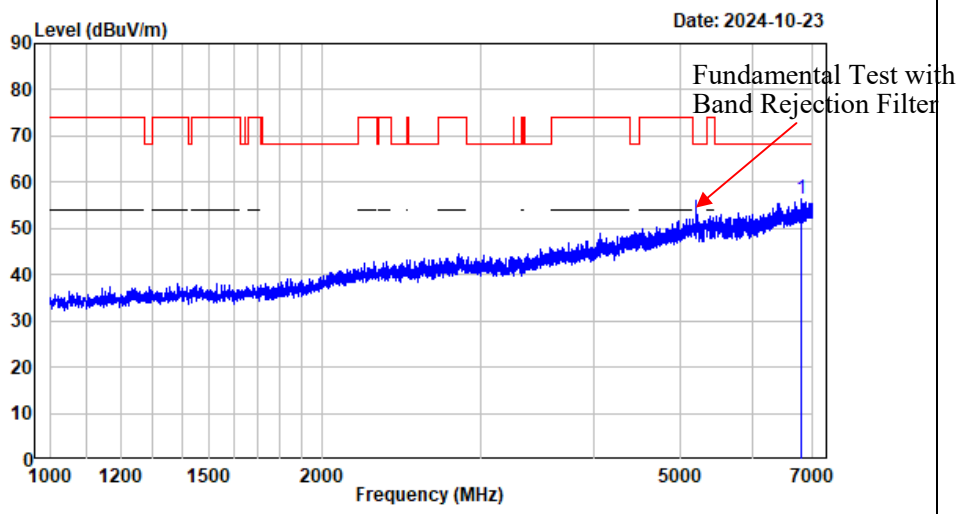

Condition : Vertical
Project No.: 2401Y48404E-RF
Tester : Zenos Qiao
Note : 5GWiFi-Band1-AC40-5190

	Freq	Factor	Read Level	Level	Limit Line	Over Limit	Remark
	MHz	dB/m	dBuV	dBuV/m	dBuV/m	dB	
1	6797.475	7.37	49.06	56.43	68.20	-11.77	Peak

Horizontal -Peak

7-18GHz

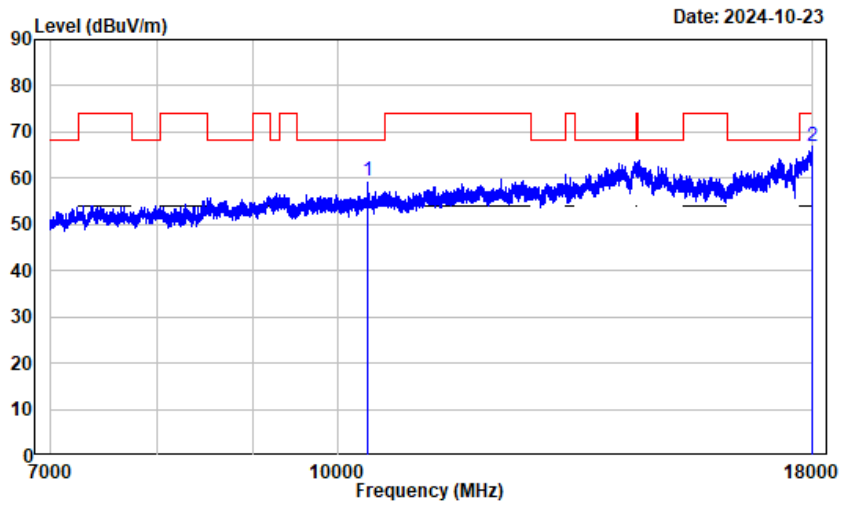

Condition : Horizontal
Project No.: 2401Y48404E-RF
Tester : Zenos Qiao
Note : 5GWiFi-Band1-AC40-5190

	Freq	Factor	Read Level	Level	Limit Line	Over Limit	Remark
	MHz	dB/m	dBuV	dBuV/m	dBuV/m	dB	
1	10380.000	13.09	46.19	59.28	68.20	-8.92	Peak
2	17975.250	24.44	42.33	66.77	74.00	-7.23	Peak

Horizontal -Average

7-18GHz

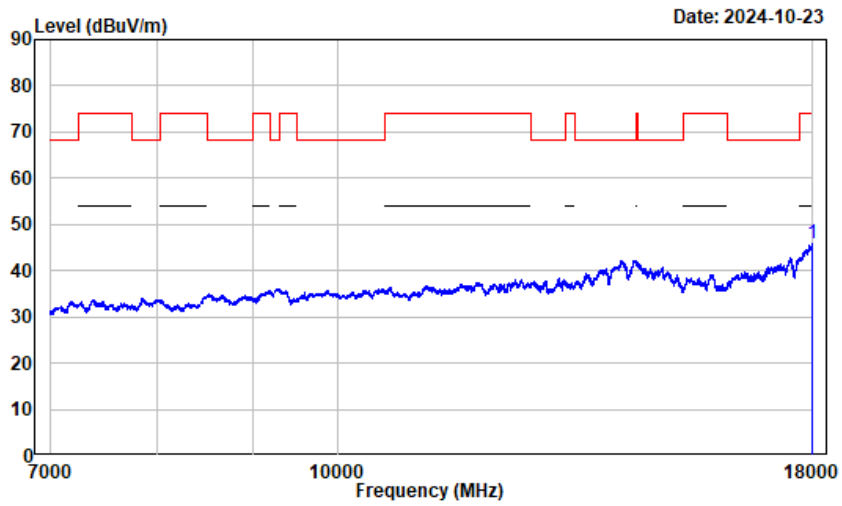

Condition : Horizontal
Project No.: 2401Y48404E-RF
Tester : Zenos Qiao
Note : 5GWiFi-Band1-AC40-5190

	Freq	Factor	Read Level	Level	Limit Line	Over Limit	Remark
	MHz	dB/m	dBuV	dBuV/m	dBuV/m	dB	
1	17998.390	24.61	21.30	45.91	54.00	-8.09	Average

Note: Spectrum analyzer setting: RBW=1 MHz, VBW=5 kHz

Vertical -Peak

7-18GHz

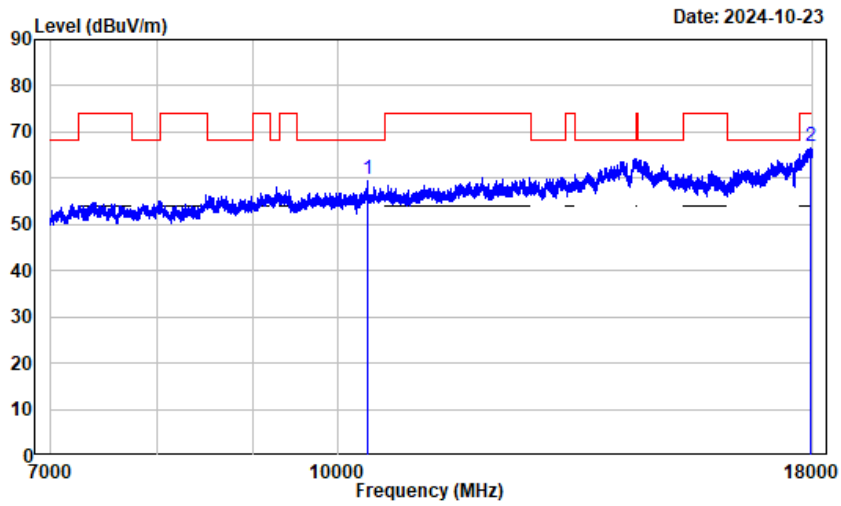

Condition : Vertical
Project No.: 2401Y48404E-RF
Tester : Zenos Qiao
Note : 5GWiFi-Band1-AC40-5190

	Freq	Factor	Read Level	Level	Limit Line	Over Limit	Remark
	MHz	dB/m	dBuV	dBuV/m	dBuV/m	dB	
1	10380.000	13.09	46.68	59.77	68.20	-8.43	Peak
2	17958.740	24.33	42.66	66.99	74.00	-7.01	Peak

Vertical -Average

7-18GHz

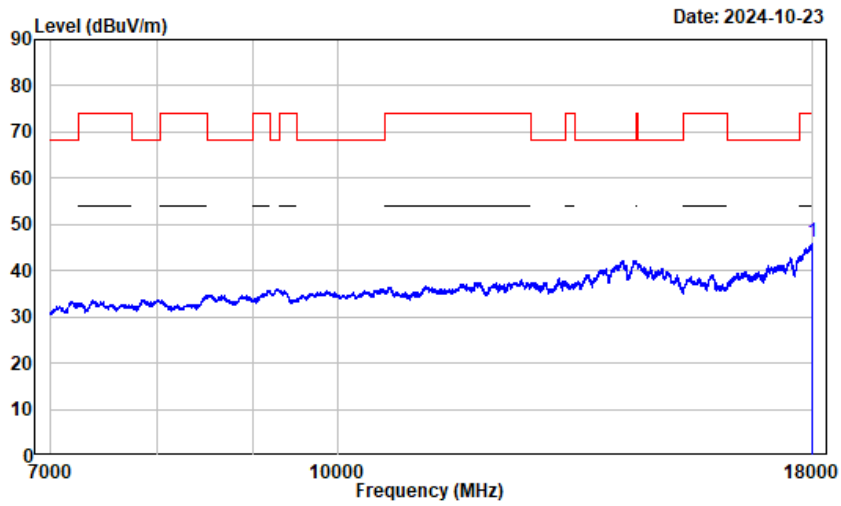

Condition : Vertical
Project No.: 2401Y48404E-RF
Tester : Zenos Qiao
Note : 5GWiFi-Band1-AC40-5190

	Freq	Factor	Read Level	Level	Limit Line	Over Limit	Remark
	MHz	dB/m	dBuV	dBuV/m	dBuV/m	dB	
1	17995.470	24.62	21.52	46.14	54.00	-7.86	Average

Note: Spectrum analyzer setting: RBW=1 MHz, VBW=5 kHz

802.11ac80

Horizontal

1-7GHz

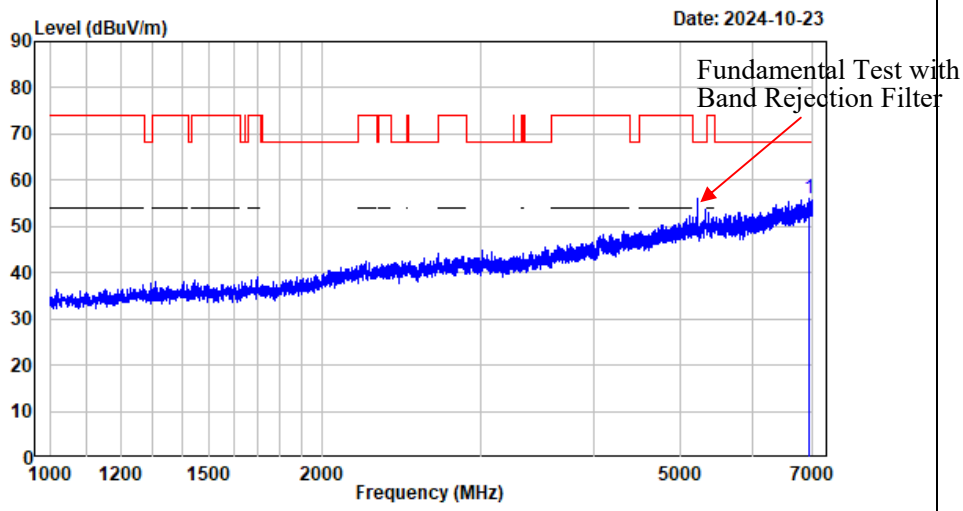

Condition : Horizontal
Project No.: 2401Y48404E-RF
Tester : Zenos Qiao
Note : 5GWiFi-Band1-AC80-5210

	Freq	Factor	Read Level	Level	Limit Line	Over Limit	Remark
	MHz	dB/m	dBuV	dBuV/m	dBuV/m	dB	
1	6934.742	8.51	47.47	55.98	68.20	-12.22	Peak

Vertical

1-7GHz

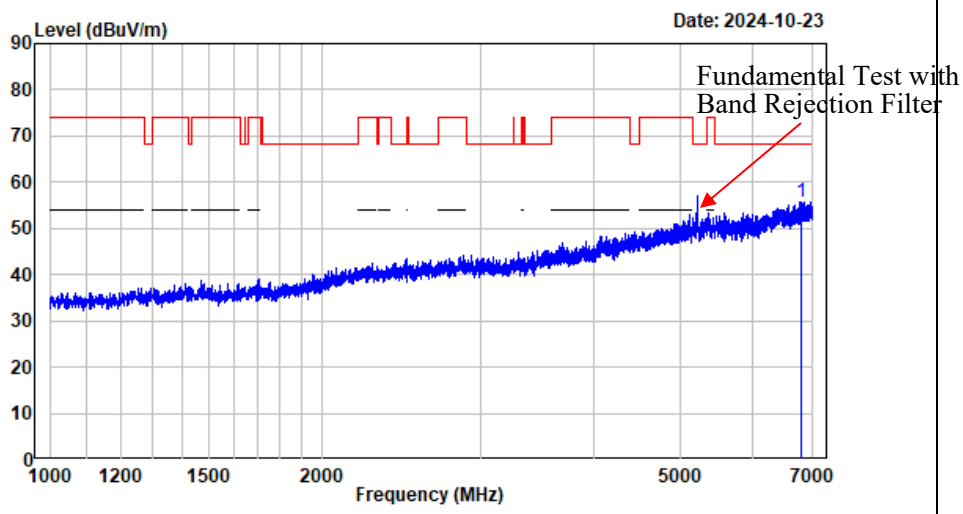

Condition : Vertical
Project No.: 2401Y48404E-RF
Tester : Zenos Qiao
Note : 5GWiFi-Band1-AC80-5210

	Freq	Factor	Read Level	Level	Limit Line	Over Limit	Remark
	MHz	dB/m	dBuV	dBuV/m	dBuV/m	dB	
1	6809.476	7.46	48.40	55.86	68.20	-12.34	Peak

Horizontal -Peak

7-18GHz

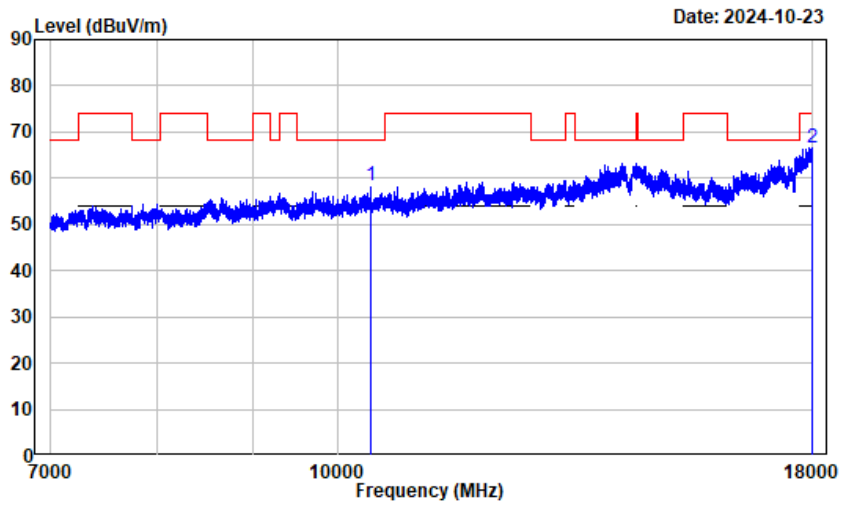

Condition : Horizontal
Project No.: 2401Y48404E-RF
Tester : Zenos Qiao
Note : 5GWiFi-Band1-AC80-5210

	Freq	Factor	Read Level	Level	Limit Line	Over Limit	Remark
	MHz	dB/m	dBuV	dBuV/m	dBuV/m	dB	
1	10420.000	13.12	45.21	58.33	68.20	-9.87	Peak
2	17980.750	24.48	42.21	66.69	74.00	-7.31	Peak

Horizontal -Average

7-18GHz

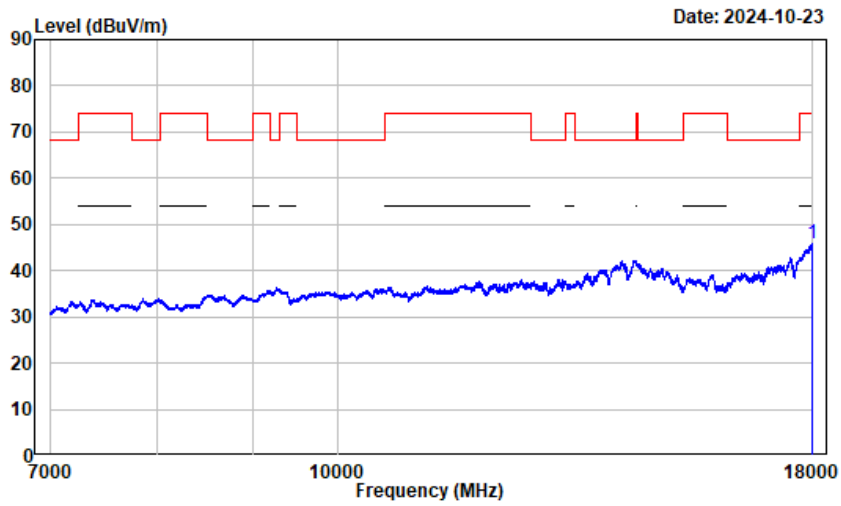

Condition : Horizontal
Project No.: 2401Y48404E-RF
Tester : Zenos Qiao
Note : 5GWiFi-Band1-AC80-5210

	Freq	Factor	Read Level	Level	Limit Line	Over Limit	Remark
	MHz	dB/m	dBuV	dBuV/m	dBuV/m	dB	
1	17995.550	24.59	21.35	45.94	54.00	-8.06	Average

Note: Spectrum analyzer setting: RBW=1 MHz, VBW=5 kHz

Vertical -Peak

7-18GHz

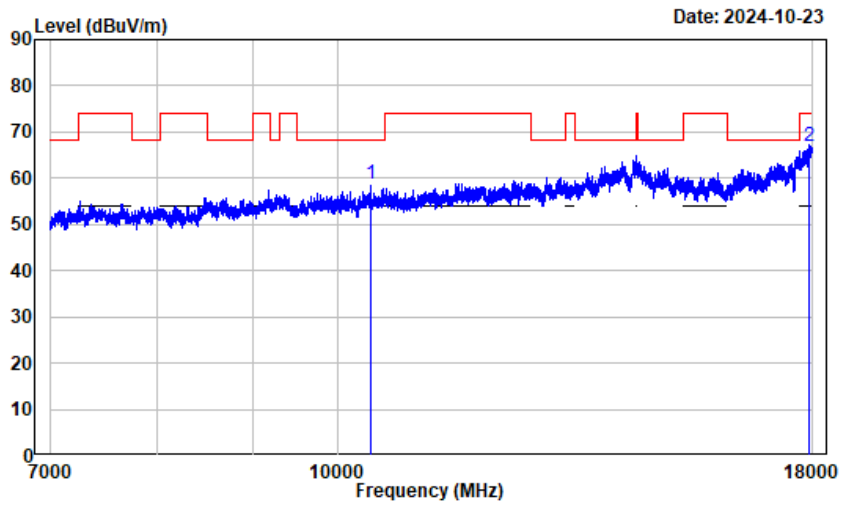

Condition : Vertical
Project No.: 2401Y48404E-RF
Tester : Zenos Qiao
Note : 5GWiFi-Band1-AC80-5210

	Freq	Factor	Read Level	Level	Limit Line	Over Limit	Remark
	MHz	dB/m	dBuV	dBuV/m	dBuV/m	dB	
1	10420.000	13.12	45.52	58.64	68.20	-9.56	Peak
2	17929.870	24.12	42.76	66.88	74.00	-7.12	Peak

Vertical -Average

7-18GHz

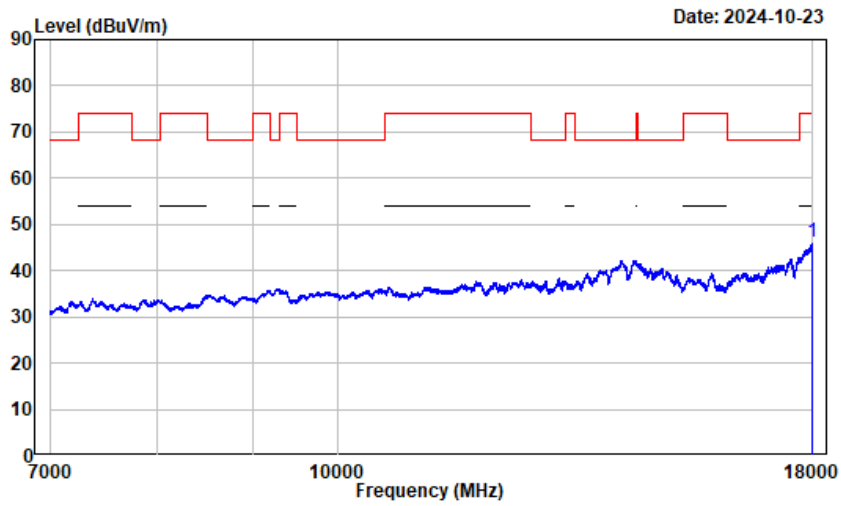

Condition : Vertical
Project No.: 2401Y48404E-RF
Tester : Zenos Qiao
Note : 5GWiFi-Band1-AC80-5210

	Freq	Factor	Read Level	Level	Limit Line	Over Limit	Remark
	MHz	dB/m	dBuV	dBuV/m	dBuV/m	dB	
1	17986.250	24.52	21.63	46.15	54.00	-7.85	Average

Note: Spectrum analyzer setting: RBW=1 MHz, VBW=5 kHz

802.11ax20

Horizontal

1-7GHz

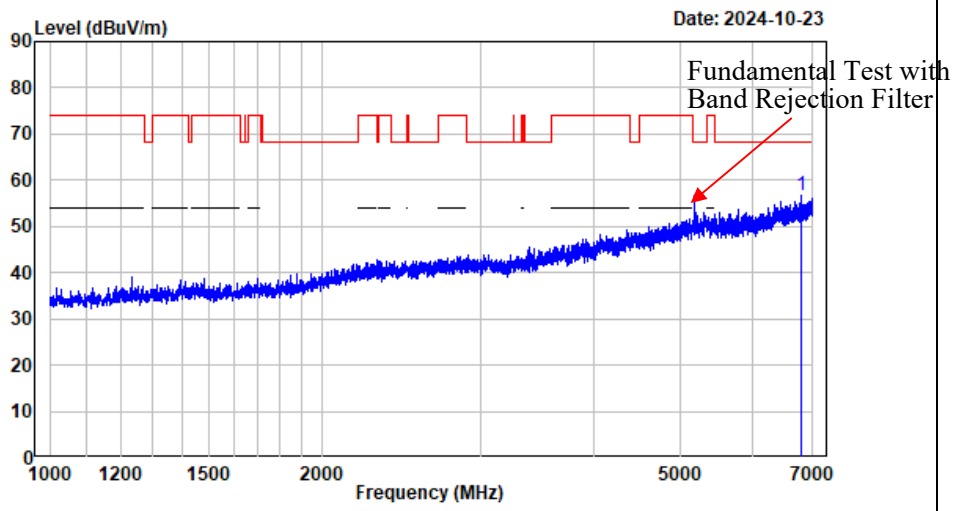

Condition : Horizontal
Project No.: 2401Y48404E-RF
Tester : Zenos Qiao
Note : 5GWiFi-Band1-AX20-5180

	Freq	Factor	Read Level	Level	Limit Line	Over Limit	Remark
	MHz	dB/m	dBuV	dBuV/m	dBuV/m	dB	
1	6801.975	7.38	49.28	56.66	68.20	-11.54	Peak

Vertical

1-7GHz

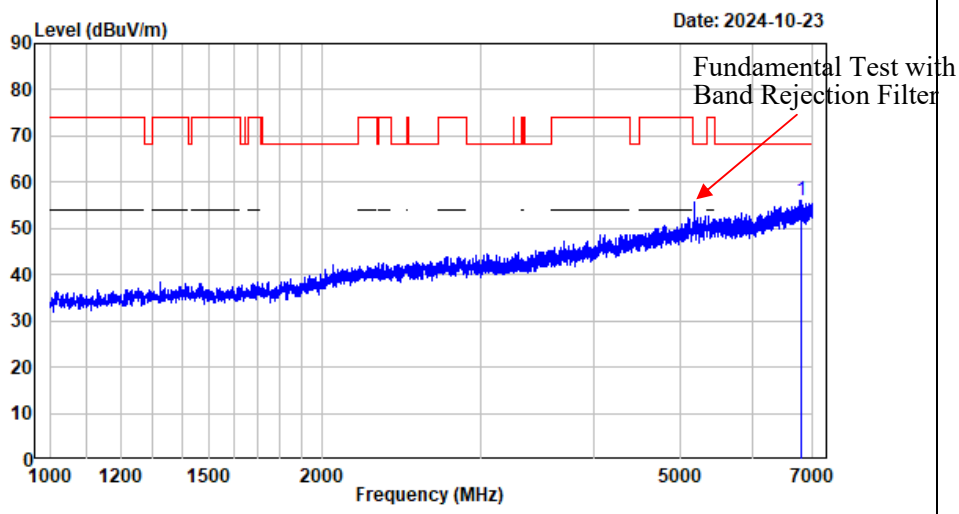

Condition : Vertical
Project No.: 2401Y48404E-RF
Tester : Zenos Qiao
Note : 5GWiFi-Band1-AX20-5180

	Freq	Factor	Read Level	Level	Limit Line	Over Limit	Remark
	MHz	dB/m	dBuV	dBuV/m	dBuV/m	dB	
1	6801.225	7.37	48.66	56.03	68.20	-12.17	Peak

Horizontal -Peak

7-18GHz

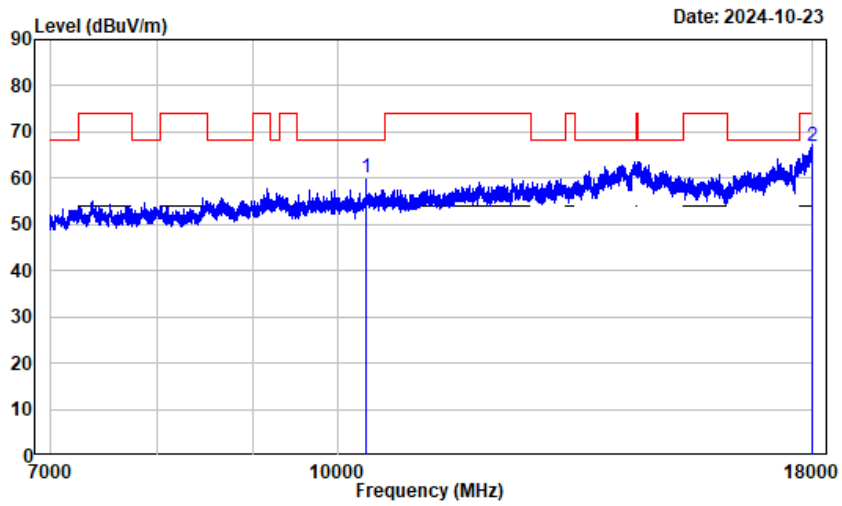

Condition : Horizontal
Project No.: 2401Y48404E-RF
Tester : Zenos Qiao
Note : 5GWiFi-Band1-AX20-5180

	Freq	Factor	Read Level	Level	Limit Line	Over Limit	Remark
	MHz	dB/m	dBuV	dBuV/m	dBuV/m	dB	
1	10360.000	13.07	47.05	60.12	68.20	-8.08	Peak
2	17991.750	24.56	42.23	66.79	74.00	-7.21	Peak

Horizontal -Average

7-18GHz

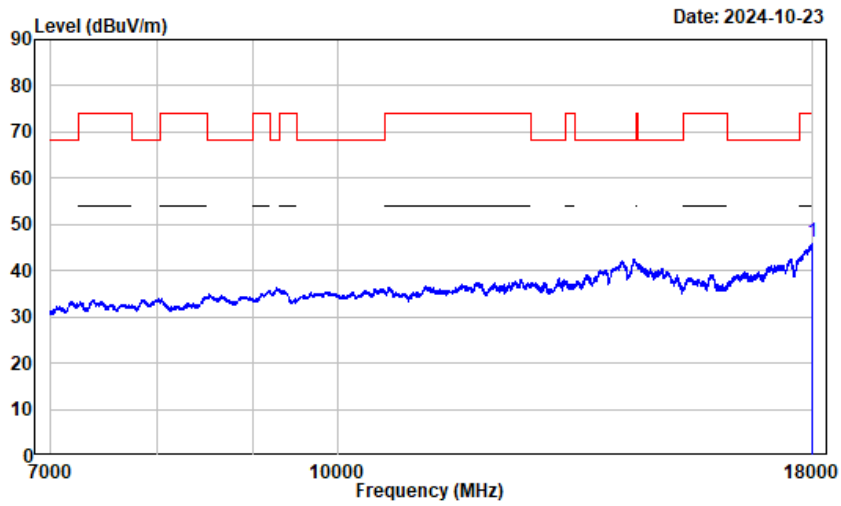

Condition : Horizontal
Project No.: 2401Y48404E-RF
Tester : Zenos Qiao
Note : 5GWiFi-Band1-AX20-5180

	Freq	Factor	Read Level	Level	Limit Line	Over Limit	Remark
	MHz	dB/m	dBuV	dBuV/m	dBuV/m	dB	
1	17993.130	24.57	21.67	46.24	54.00	-7.76	Average

Note: Spectrum analyzer setting: RBW=1 MHz, VBW=5 kHz

Vertical -Peak

7-18GHz

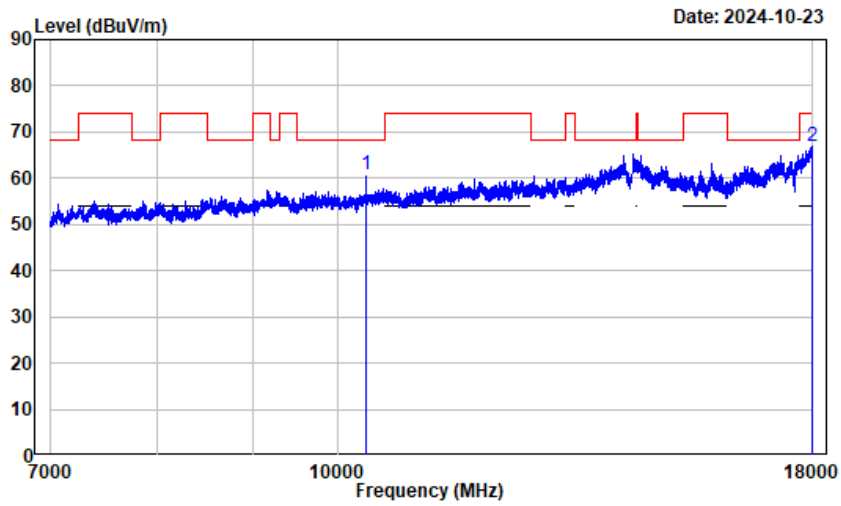

Condition : Vertical
Project No.: 2401Y48404E-RF
Tester : Zenos Qiao
Note : 5GWiFi-Band1-AX20-5180

	Freq	Factor	Read Level	Level	Limit Line	Over Limit	Remark
	MHz	dB/m	dBuV	dBuV/m	dBuV/m	dB	
1	10360.000	13.07	47.70	60.77	68.20	-7.43	Peak
2	17983.500	24.50	42.45	66.95	74.00	-7.05	Peak

Vertical -Average

7-18GHz

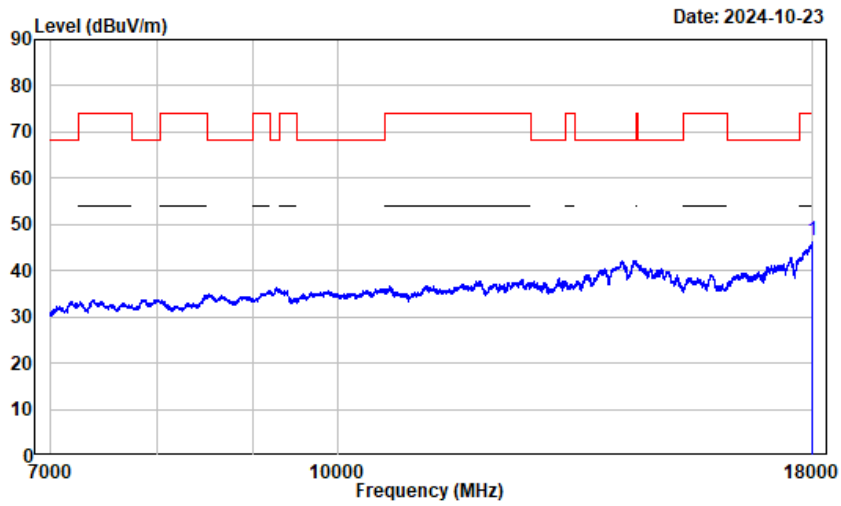

Condition : Vertical
Project No.: 2401Y48404E-RF
Tester : Zenos Qiao
Note : 5GWiFi-Band1-AX20-5180

	Freq	Factor	Read Level	Level	Limit Line	Over Limit	Remark
	MHz	dB/m	dBuV	dBuV/m	dBuV/m	dB	
1	17986.870	24.52	21.91	46.43	54.00	-7.57	Average

Note: Spectrum analyzer setting: RBW=1 MHz, VBW=5 kHz

802.11ax40

Horizontal

1-7GHz

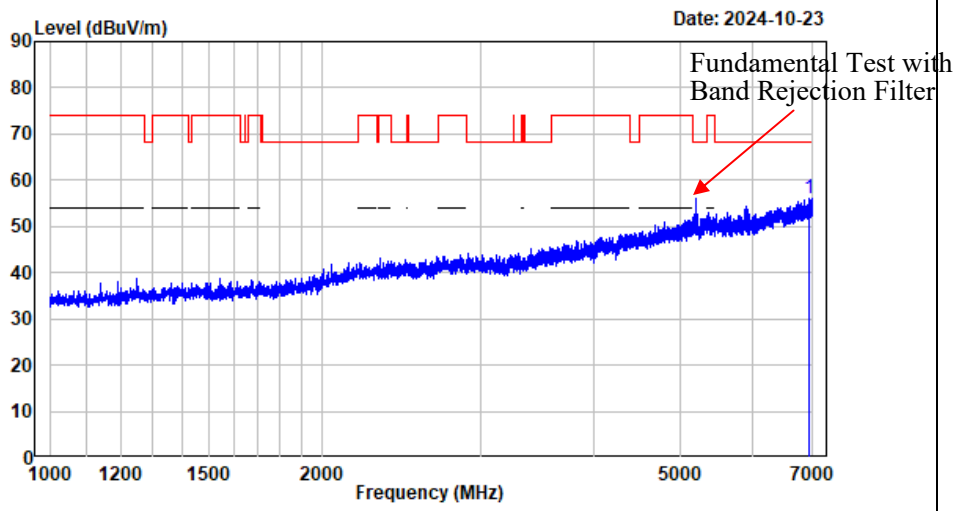

Condition : Horizontal
Project No.: 2401Y48404E-RF
Tester : Zenos Qiao
Note : 5GWiFi-Band1-AX40-5190

	Freq	Factor	Read Level	Level	Limit Line	Over Limit	Remark
	MHz	dB/m	dBuV	dBuV/m	dBuV/m	dB	
1	6945.993	8.64	47.34	55.98	68.20	-12.22	Peak

Vertical

1-7GHz

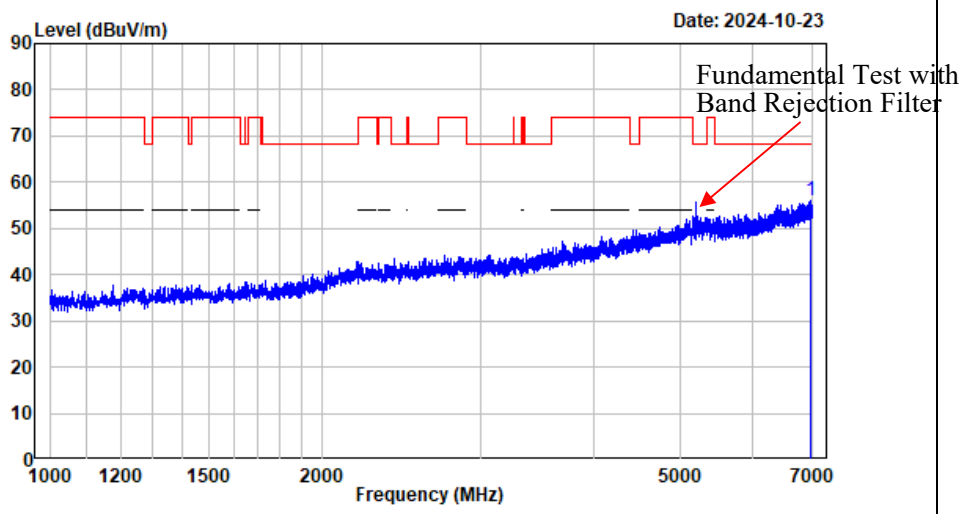

Condition : Vertical
Project No.: 2401Y48404E-RF
Tester : Zenos Qiao
Note : 5GWiFi-Band1-AX40-5190

	Freq	Factor	Read Level	Level	Limit Line	Over Limit	Remark
	MHz	dB/m	dBuV	dBuV/m	dBuV/m	dB	
1	6967.746	8.66	47.36	56.02	68.20	-12.18	Peak

Horizontal -Peak

7-18GHz

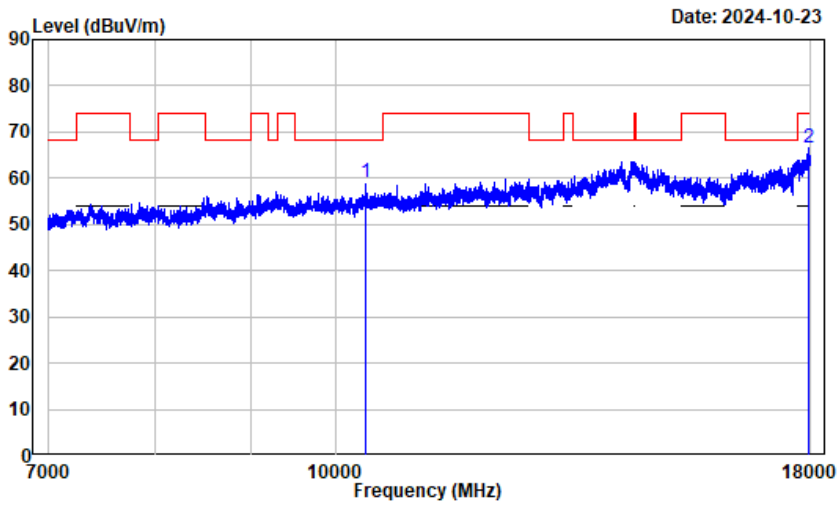

Condition : Horizontal
Project No.: 2401Y48404E-RF
Tester : Zenos Qiao
Note : 5GWiFi-Band1-AX40-5190

	Freq	Factor	Read Level	Level	Limit Line	Over Limit	Remark
	MHz	dB/m	dBuV	dBuV/m	dBuV/m	dB	
1	10380.000	13.09	46.08	59.17	68.20	-9.03	Peak
2	17947.740	24.24	42.25	66.49	74.00	-7.51	Peak

Horizontal -Average

7-18GHz

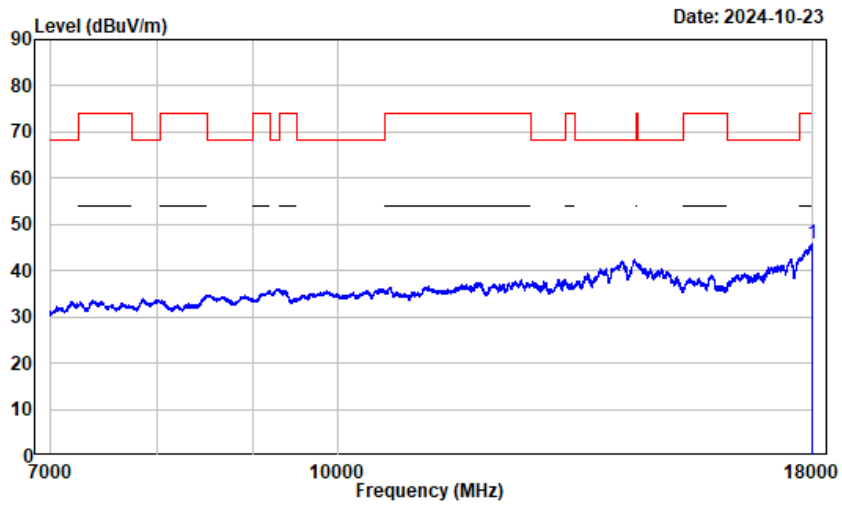

Condition : Horizontal
Project No.: 2401Y48404E-RF
Tester : Zenos Qiao
Note : 5GWiFi-Band1-AX40-5190

	Freq	Factor	Read Level	Level	Limit Line	Over Limit	Remark
	MHz	dB/m	dBuV	dBuV/m	dBuV/m	dB	
1	17991.750	24.56	21.24	45.80	54.00	-8.20	Average

Note: Spectrum analyzer setting: RBW=1 MHz, VBW=5 kHz

Vertical -Peak

7-18GHz

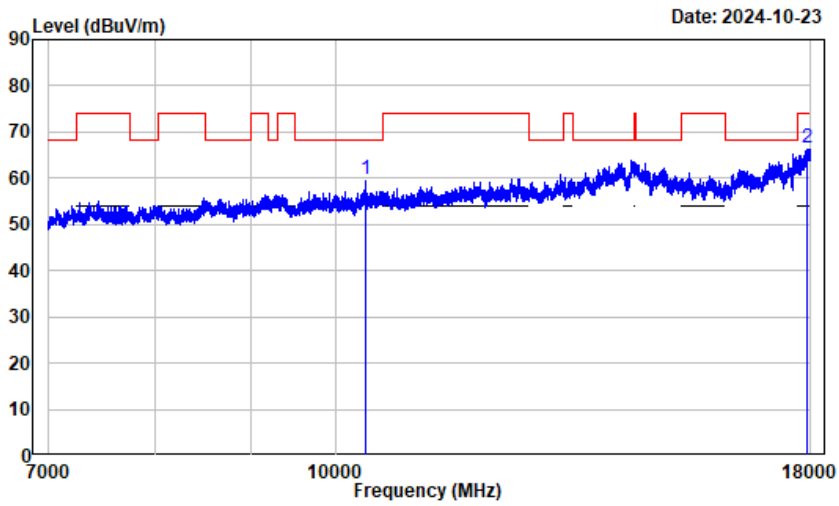

Condition : Vertical
Project No.: 2401Y48404E-RF
Tester : Zenos Qiao
Note : 5GWiFi-Band1-AX40-5190

	Freq	Factor	Read Level	Level	Limit Line	Over Limit	Remark
	MHz	dB/m	dBuV	dBuV/m	dBuV/m	dB	
1	10380.000	13.09	46.56	59.65	68.20	-8.55	Peak
2	17914.740	24.01	42.62	66.63	74.00	-7.37	Peak

Vertical -Average

7-18GHz

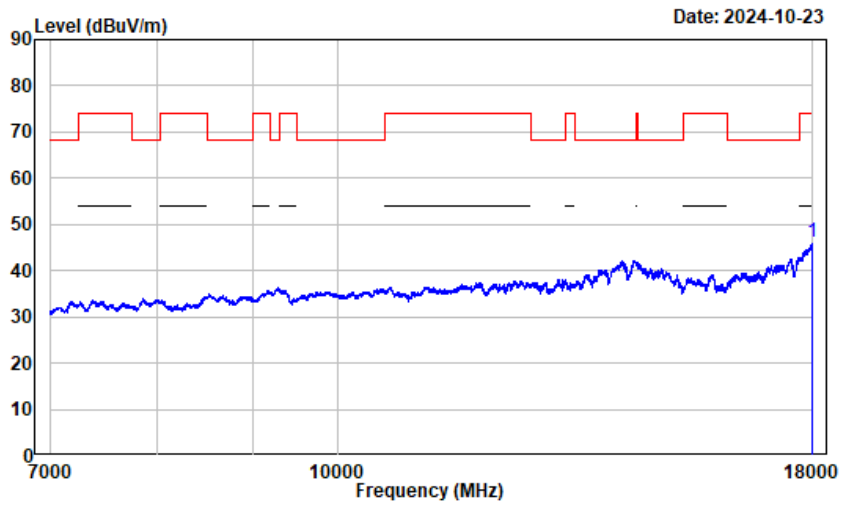

Condition : Vertical
Project No.: 2401Y48404E-RF
Tester : Zenos Qiao
Note : 5GWiFi-Band1-AX40-5190

	Freq	Factor	Read Level	Level	Limit Line	Over Limit	Remark
	MHz	dB/m	dBuV	dBuV/m	dBuV/m	dB	
1	17996.680	24.61	21.45	46.06	54.00	-7.94	Average

Note: Spectrum analyzer setting: RBW=1 MHz, VBW=5 kHz

802.11ax80

Horizontal

1-7GHz

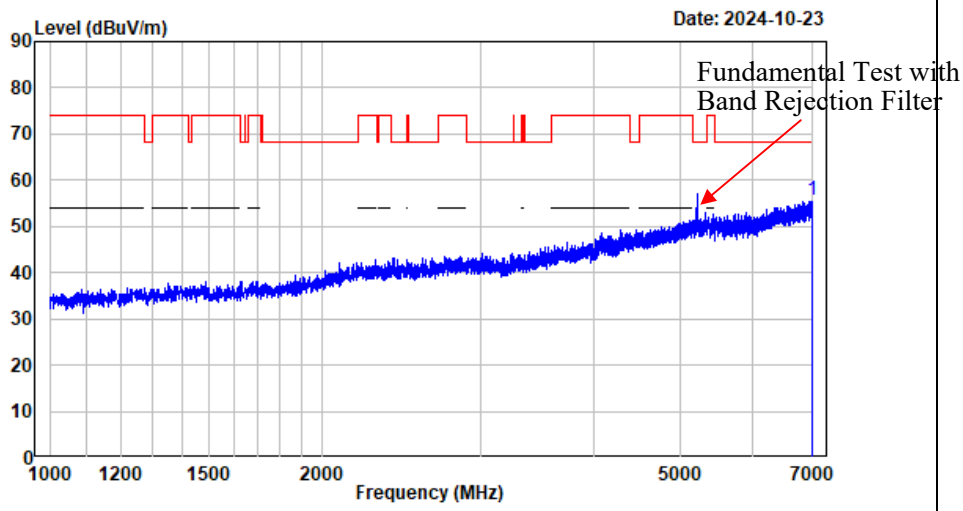


```
Condition   : Horizontal
Project No.: 2401Y48404E-RF
Tester      : Zenos Qiao
Note        : 5GWiFi-Band1-AX80-5210
```

	Freq	Factor	Read Level	Level	Limit Line	Over Limit	Remark
	MHz	dB/m	dBuV	dBuV/m	dBuV/m	dB	
1	6998.540	8.61	46.99	55.60	68.20	-12.60	Peak

Vertical

1-7GHz

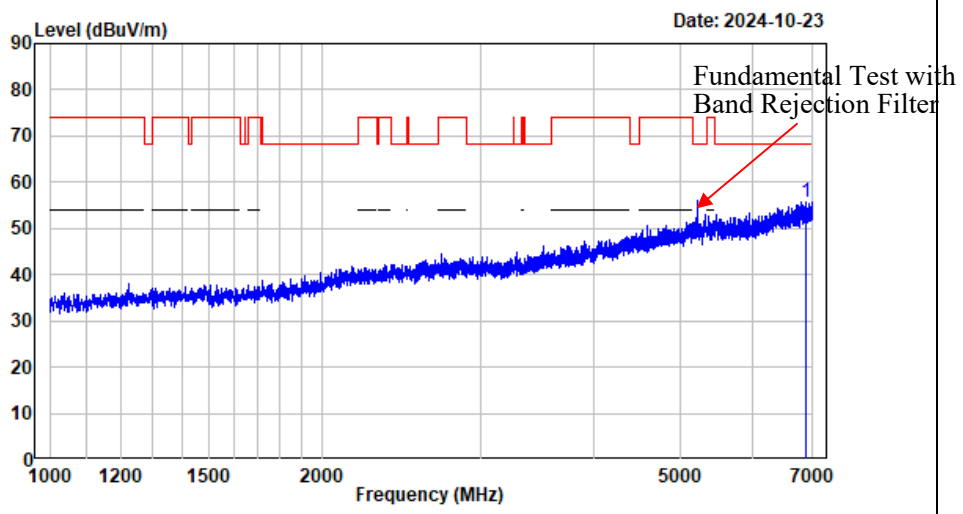

Condition : Vertical
Project No.: 2401Y48404E-RF
Tester : Zenos Qiao
Note : 5GWiFi-Band1-AX80-5210

	Freq	Factor	Read Level	Level	Limit Line	Over Limit	Remark
	MHz	dB/m	dBuV	dBuV/m	dBuV/m	dB	
1	6876.234	7.98	47.86	55.84	68.20	-12.36	Peak

Horizontal -Peak

7-18GHz

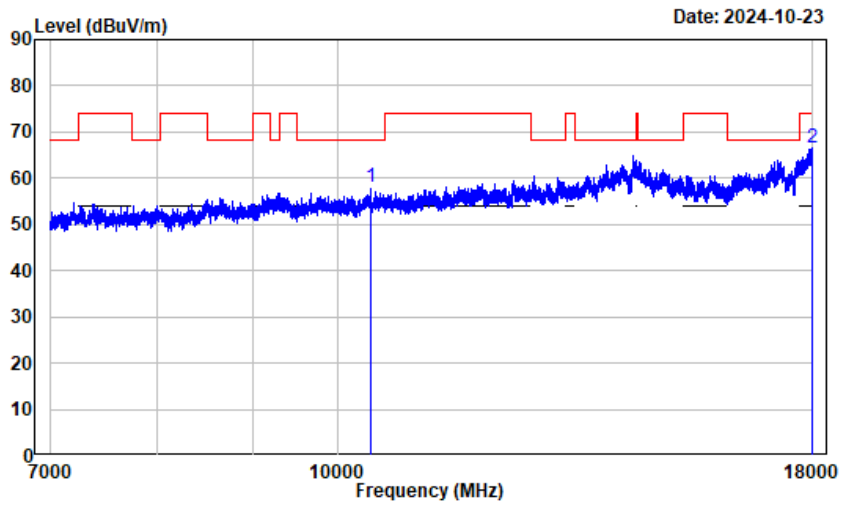

Condition : Horizontal
Project No.: 2401Y48404E-RF
Tester : Zenos Qiao
Note : 5GWiFi-Band1-AX80-5210

	Freq	Factor	Read Level	Level	Limit Line	Over Limit	Remark
	MHz	dB/m	dBuV	dBuV/m	dBuV/m	dB	
1	10420.000	13.12	45.03	58.15	68.20	-10.05	Peak
2	17990.370	24.55	41.87	66.42	74.00	-7.58	Peak

Horizontal -Average

7-18GHz

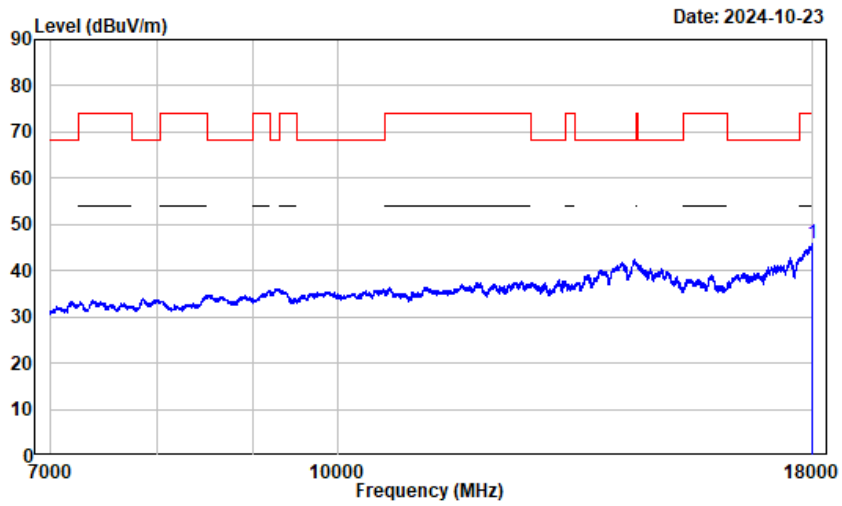

Condition : Horizontal
Project No.: 2401Y48404E-RF
Tester : Zenos Qiao
Note : 5GWiFi-Band1-AX80-5210

	Freq	Factor	Read Level	Level	Limit Line	Over Limit	Remark
	MHz	dB/m	dBuV	dBuV/m	dBuV/m	dB	
1	17995.750	24.61	21.36	45.97	54.00	-8.03	Average

Note: Spectrum analyzer setting: RBW=1 MHz, VBW=5 kHz

Vertical -Peak

7-18GHz

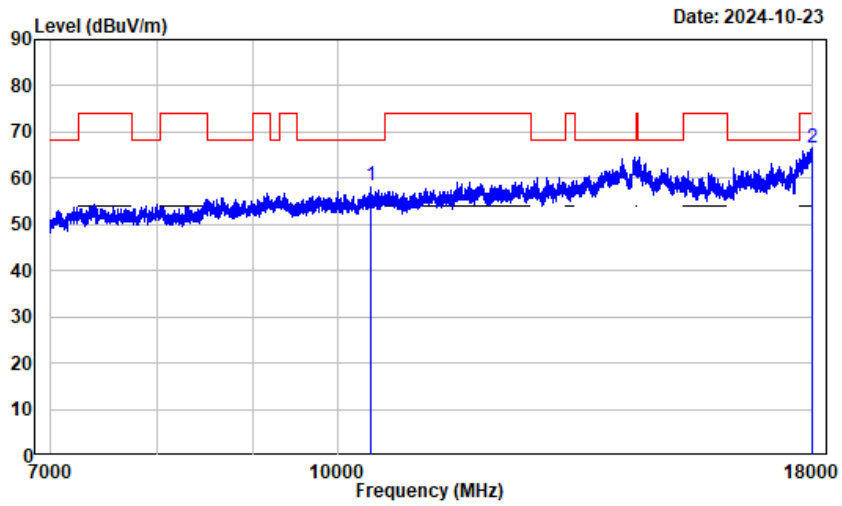

Condition : Vertical
Project No.: 2401Y48404E-RF
Tester : Zenos Qiao
Note : 5GWiFi-Band1-AX80-5210

	Freq	Factor	Read Level	Level	Limit Line	Over Limit	Remark
	MHz	dB/m	dBuV	dBuV/m	dBuV/m	dB	
1	10420.000	13.12	45.37	58.49	68.20	-9.71	Peak
2	17978.000	24.46	42.10	66.56	74.00	-7.44	Peak

Vertical -Average

7-18GHz

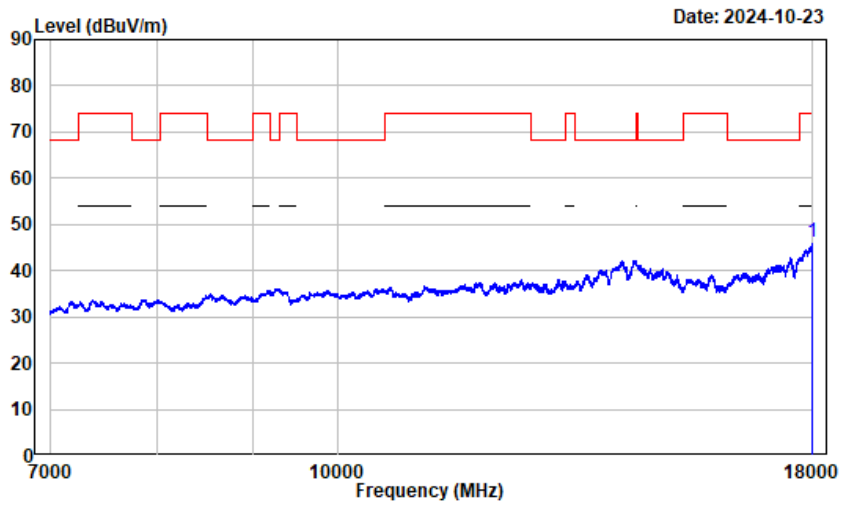

Condition : Vertical
Project No.: 2401Y48404E-RF
Tester : Zenos Qiao
Note : 5GWiFi-Band1-AX80-5210

	Freq	Factor	Read Level	Level	Limit Line	Over Limit	Remark
	MHz	dB/m	dBuV	dBuV/m	dBuV/m	dB	
1	17994.500	24.58	21.55	46.13	54.00	-7.87	Average

Note: Spectrum analyzer setting: RBW=1 MHz, VBW=5 kHz

5250-5350MHz

802.11a_ANT0

Horizontal

1-7GHz

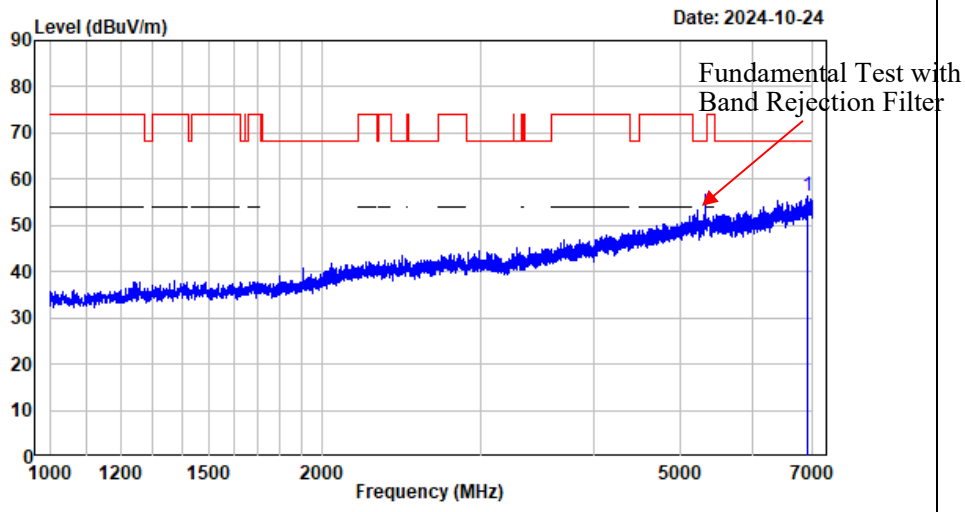

Condition : Horizontal
Project No.: 2401Y48404E-RF
Tester : Zenos Qiao
Note : 5GWiFi-ANT0-Band2-A-5320

	Freq	Factor	Read Level	Level	Limit Line	Over Limit	Remark
	MHz	dB/m	dBuV	dBuV/m	dBuV/m	dB	
1	6912.239	8.23	48.06	56.29	68.20	-11.91	Peak

Vertical

1-7GHz

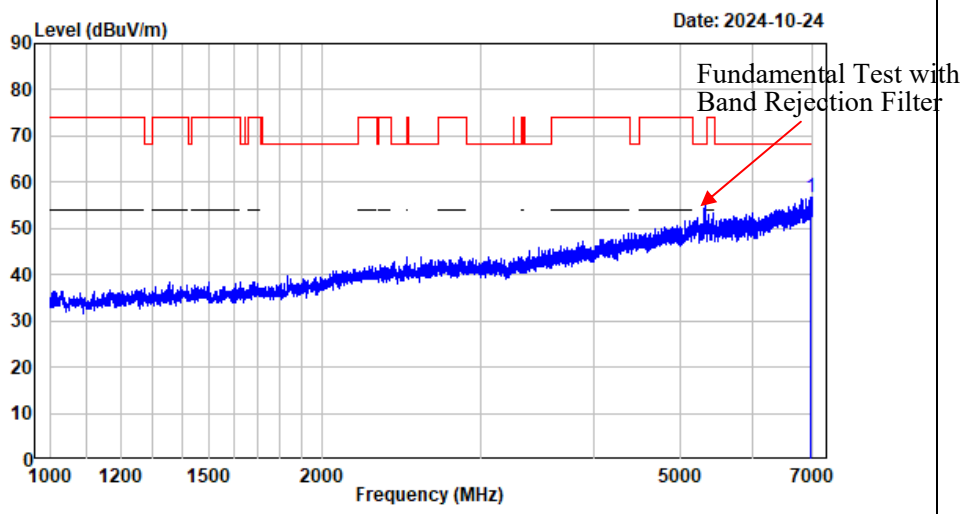

Condition : Vertical
Project No.: 2401Y48404E-RF
Tester : Zenos Qiao
Note : 5GWiFi-ANT0-Band2-A-5320

	Freq	Factor	Read Level	Level	Limit Line	Over Limit	Remark
	MHz	dB/m	dBuV	dBuV/m	dBuV/m	dB	
1	6967.746	8.66	48.14	56.80	68.20	-11.40	Peak

Horizontal -Peak

7-18GHz

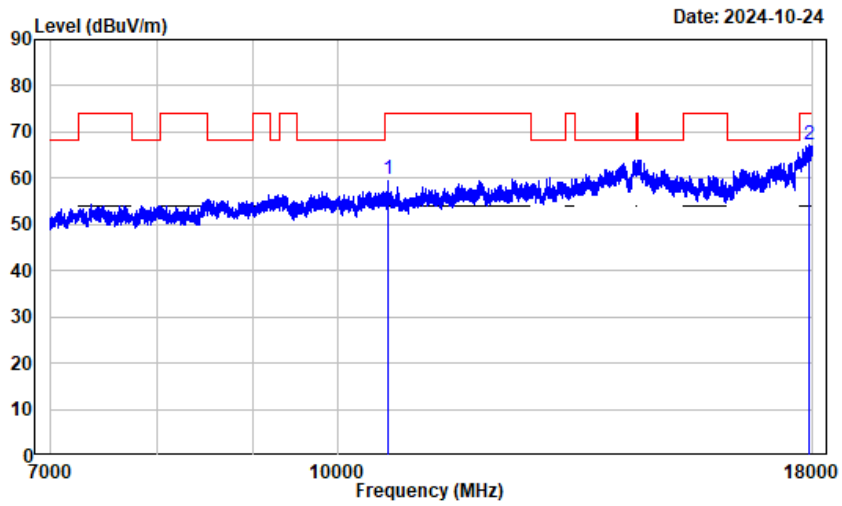

Condition : Horizontal
Project No.: 2401Y48404E-RF
Tester : Zenos Qiao
Note : 5GWiFi-ANT0-Band2-A-5320

	Freq	Factor	Read Level	Level	Limit Line	Over Limit	Remark
	MHz	dB/m	dBuV	dBuV/m	dBuV/m	dB	
1	10640.000	13.19	46.56	59.75	74.00	-14.25	Peak
2	17931.240	24.13	42.98	67.11	74.00	-6.89	Peak

Horizontal -Average

7-18GHz

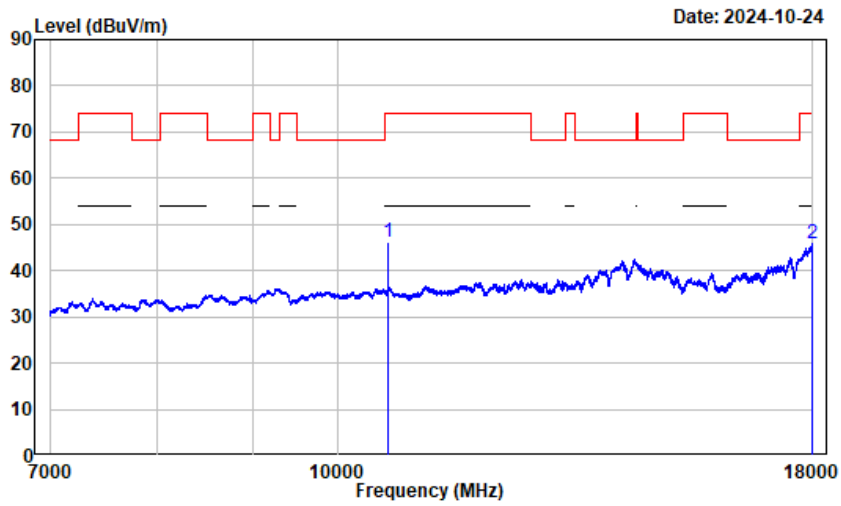

Condition : Horizontal
Project No.: 2401Y48404E-RF
Tester : Zenos Qiao
Note : 5GWiFi-ANT0-Band2-A-5320

	Freq	Factor	Read Level	Level	Limit Line	Over Limit	Remark
	MHz	dB/m	dBuV	dBuV/m	dBuV/m	dB	
1	10640.000	13.19	33.08	46.27	54.00	-7.73	Average
2	17998.630	24.61	21.19	45.80	54.00	-8.20	Average

Note: Spectrum analyzer setting: RBW=1 MHz, VBW=5 kHz

Vertical -Peak

7-18GHz

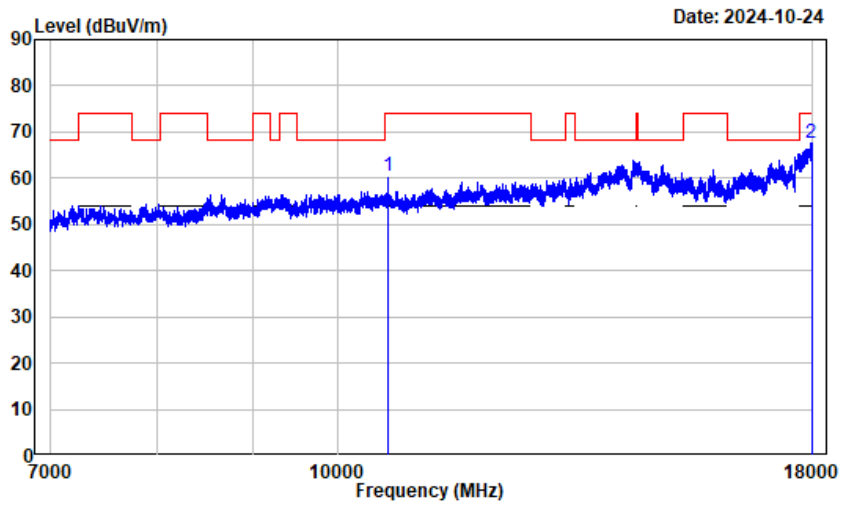

Condition : Vertical
Project No.: 2401Y48404E-RF
Tester : Zenos Qiao
Note : 5GWiFi-ANT0-Band2-A-5320

	Freq	Factor	Read Level	Level	Limit Line	Over Limit	Remark
	MHz	dB/m	dBuV	dBuV/m	dBuV/m	dB	
1	10640.000	13.19	47.27	60.46	74.00	-13.54	Peak
2	17973.870	24.44	43.15	67.59	74.00	-6.41	Peak

Vertical -Average

7-18GHz

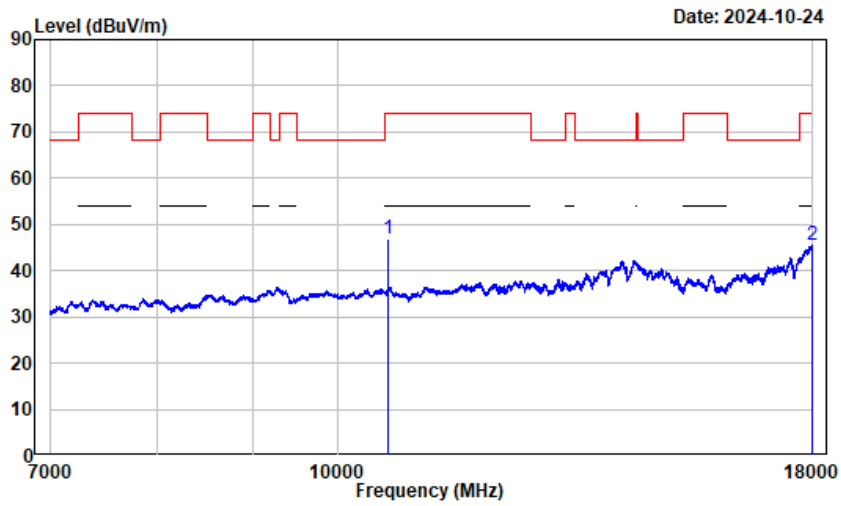

Condition : Vertical
Project No.: 2401Y48404E-RF
Tester : Zenos Qiao
Note : 5GWiFi-ANT0-Band2-A-5320

	Freq	Factor	Read Level	Level	Limit Line	Over Limit	Remark
	MHz	dB/m	dBuV	dBuV/m	dBuV/m	dB	
1	10640.000	13.19	33.55	46.74	54.00	-7.26	Average
2	17997.080	24.61	20.95	45.56	54.00	-8.44	Average

Note: Spectrum analyzer setting: RBW=1 MHz, VBW=5 kHz

802.11a_ANT1

Horizontal

1-7GHz

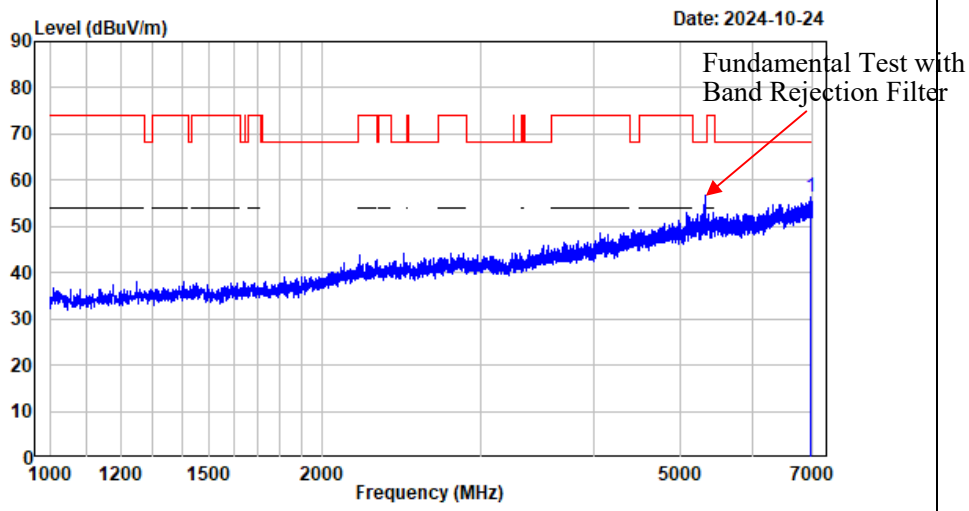

Condition : Horizontal
Project No.: 2401Y48404E-RF
Tester : Zenos Qiao
Note : 5GWiFi-ANT1-Band2-A-5320

	Freq	Factor	Read Level	Level	Limit Line	Over Limit	Remark
	MHz	dB/m	dBuV	dBuV/m	dBuV/m	dB	
1	6955.745	8.69	47.71	56.40	68.20	-11.80	Peak

Vertical

1-7GHz

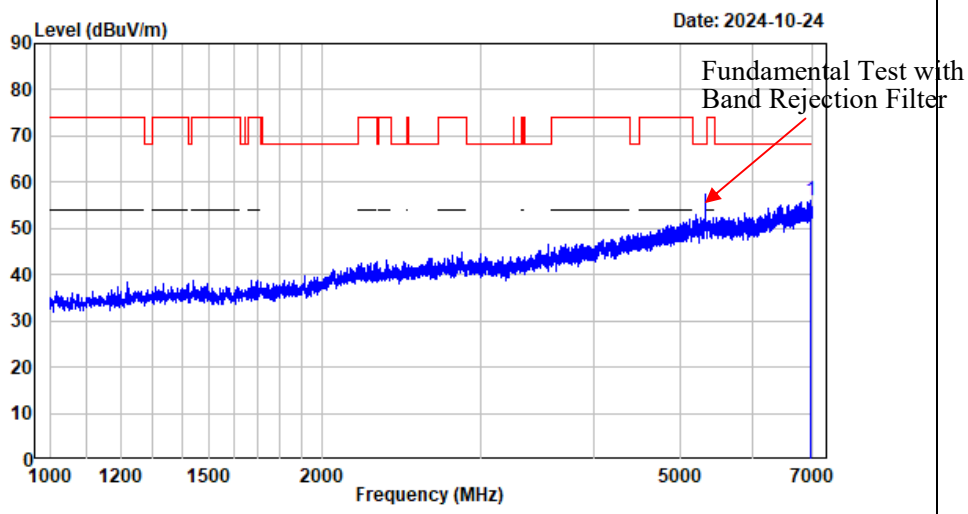

Condition : Vertical
Project No.: 2401Y48404E-RF
Tester : Zenos Qiao
Note : 5GWiFi-ANT1-Band2-A-5320

	Freq	Factor	Read Level	Level	Limit Line	Over Limit	Remark
	MHz	dB/m	dBuV	dBuV/m	dBuV/m	dB	
1	6966.246	8.67	47.43	56.10	68.20	-12.10	Peak

Horizontal -Peak

7-18GHz

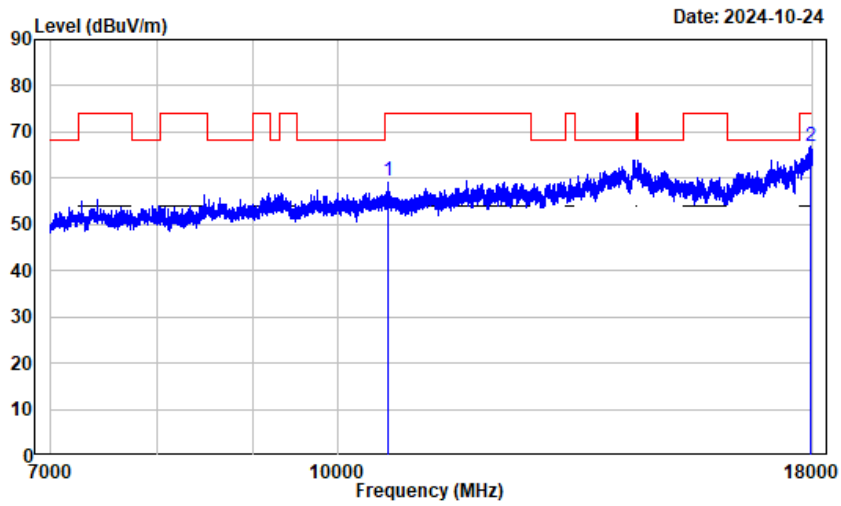

Condition : Horizontal
Project No.: 2401Y48404E-RF
Tester : Zenos Qiao
Note : 5GWiFi-ANT1-Band2-A-5320

	Freq	Factor	Read Level	Level	Limit Line	Over Limit	Remark
	MHz	dB/m	dBuV	dBuV/m	dBuV/m	dB	
1	10640.000	13.19	46.32	59.51	74.00	-14.49	Peak
2	17961.500	24.35	42.67	67.02	74.00	-6.98	Peak

Horizontal -Average

7-18GHz

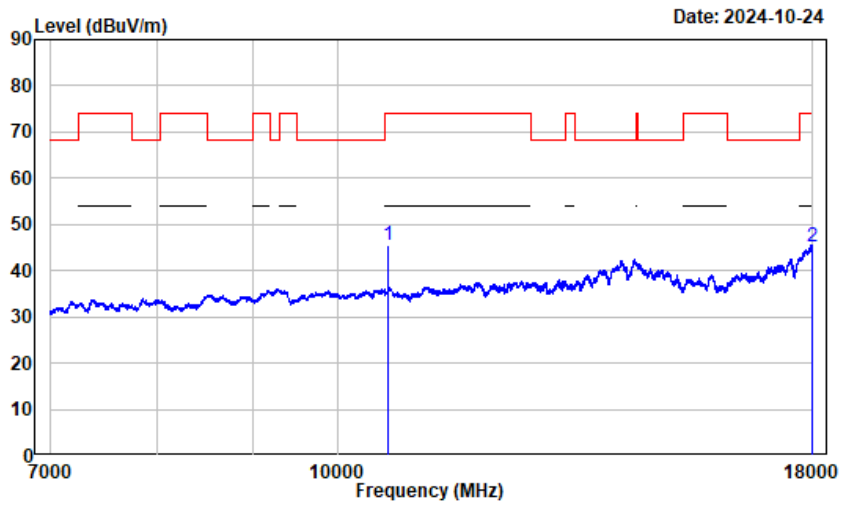

Condition : Horizontal
Project No.: 2401Y48404E-RF
Tester : Zenos Qiao
Note : 5GWiFi-ANT1-Band2-A-5320

	Freq	Factor	Read Level	Level	Limit Line	Over Limit	Remark
	MHz	dB/m	dBuV	dBuV/m	dBuV/m	dB	
1	10640.000	13.19	32.21	45.40	54.00	-8.60	Average
2	17976.620	24.45	20.83	45.28	54.00	-8.72	Average

Note: Spectrum analyzer setting: RBW=1 MHz, VBW=5 kHz

Vertical -Peak

7-18GHz

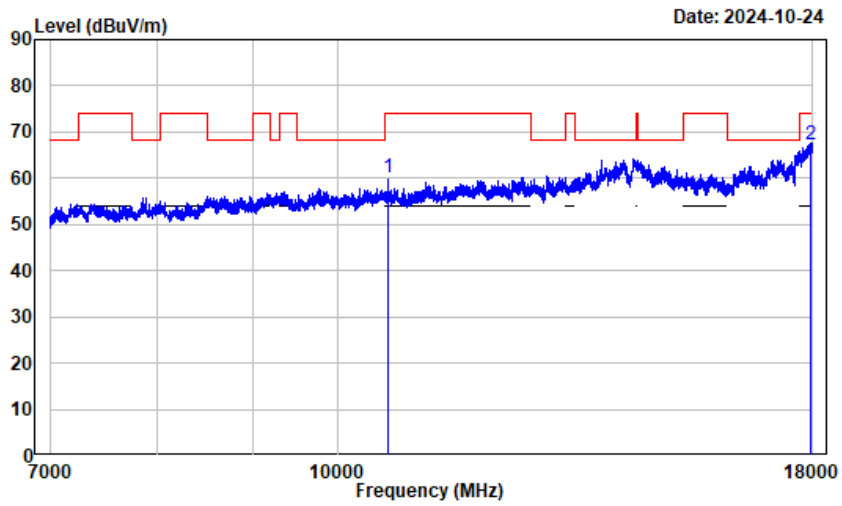

Condition : Vertical
Project No.: 2401Y48404E-RF
Tester : Zenos Qiao
Note : 5GWiFi-ANT1-Band2-A-5320

	Freq	Factor	Read Level	Level	Limit Line	Over Limit	Remark
	MHz	dB/m	dBuV	dBuV/m	dBuV/m	dB	
1	10640.000	13.19	46.85	60.04	74.00	-13.96	Peak
2	17943.620	24.22	43.03	67.25	74.00	-6.75	Peak

Vertical -Average

7-18GHz

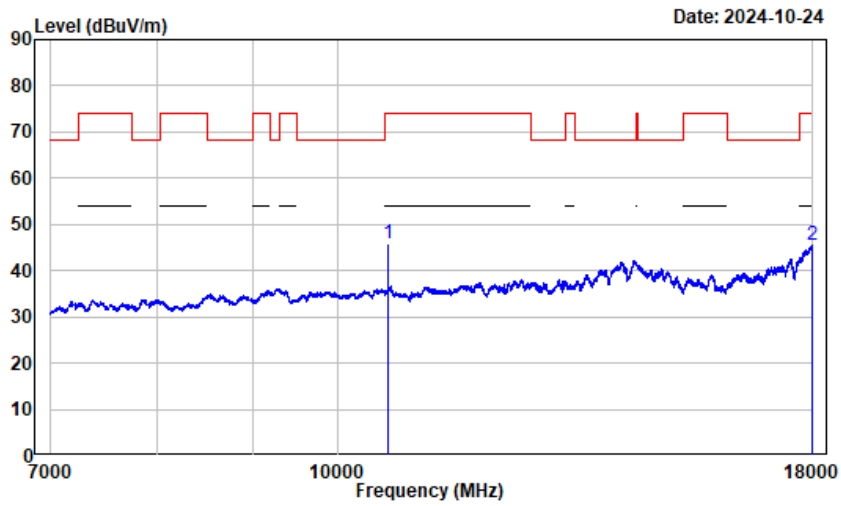

Condition : Vertical
Project No.: 2401Y48404E-RF
Tester : Zenos Qiao
Note : 5GWiFi-ANT1-Band2-A-5320

	Freq	Factor	Read Level	Level	Limit Line	Over Limit	Remark
	MHz	dB/m	dBuV	dBuV/m	dBuV/m	dB	
1	10640.000	13.19	32.54	45.73	54.00	-8.27	Average
2	17979.370	24.47	20.98	45.45	54.00	-8.55	Average

Note: Spectrum analyzer setting: RBW=1 MHz, VBW=5 kHz

802.11ac20

Horizontal

1-7GHz

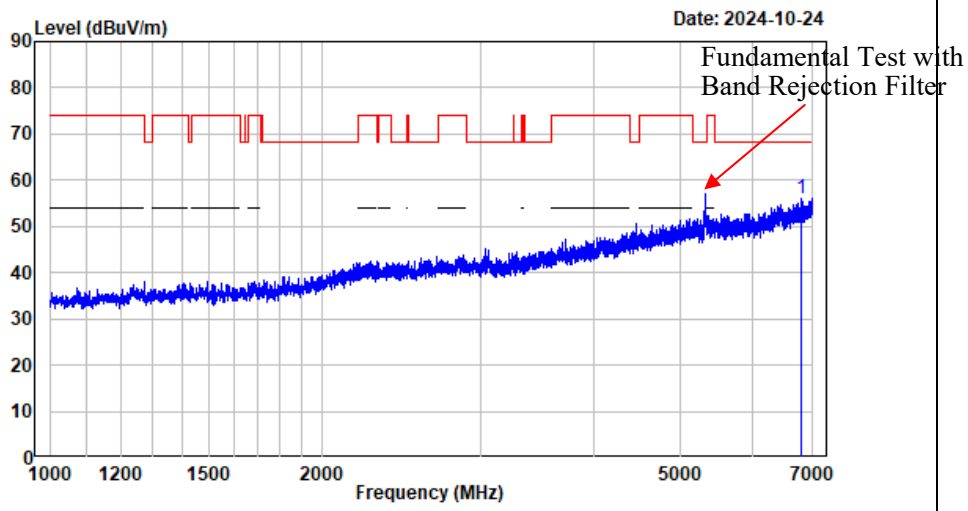

Condition : Horizontal
Project No.: 2401Y48404E-RF
Tester : Zenos Qiao
Note : 5GWiFi-Band2-AC20-5320

	Freq	Factor	Read Level	Level	Limit Line	Over Limit	Remark
	MHz	dB/m	dBuV	dBuV/m	dBuV/m	dB	
1	6809.476	7.46	48.55	56.01	68.20	-12.19	Peak

Vertical

1-7GHz

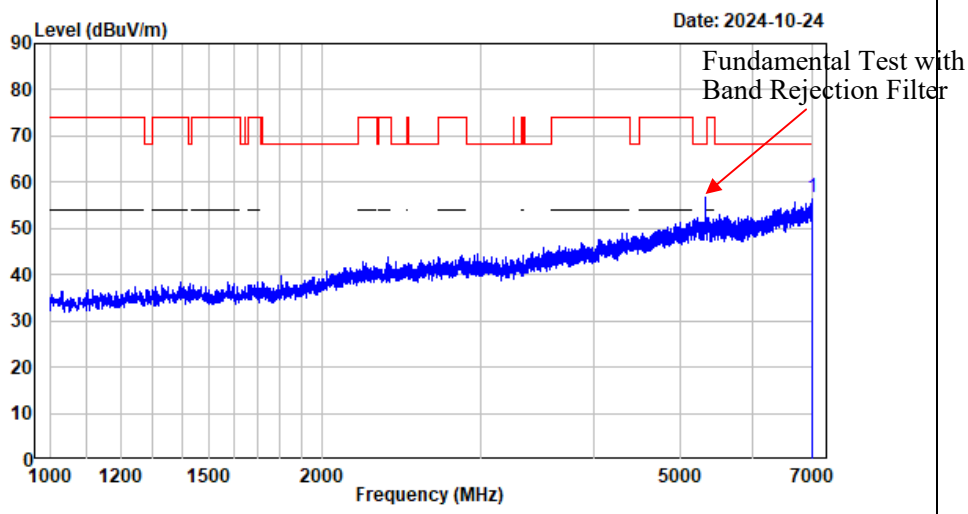

Condition : Vertical
Project No.: 2401Y48404E-RF
Tester : Zenos Qiao
Note : 5GWiFi-Band2-AC20-5320

	Freq	Factor	Read Level	Level	Limit Line	Over Limit	Remark
	MHz	dB/m	dBuV	dBuV/m	dBuV/m	dB	
1	6995.690	8.61	47.98	56.59	68.20	-11.61	Peak

Horizontal -Peak

7-18GHz

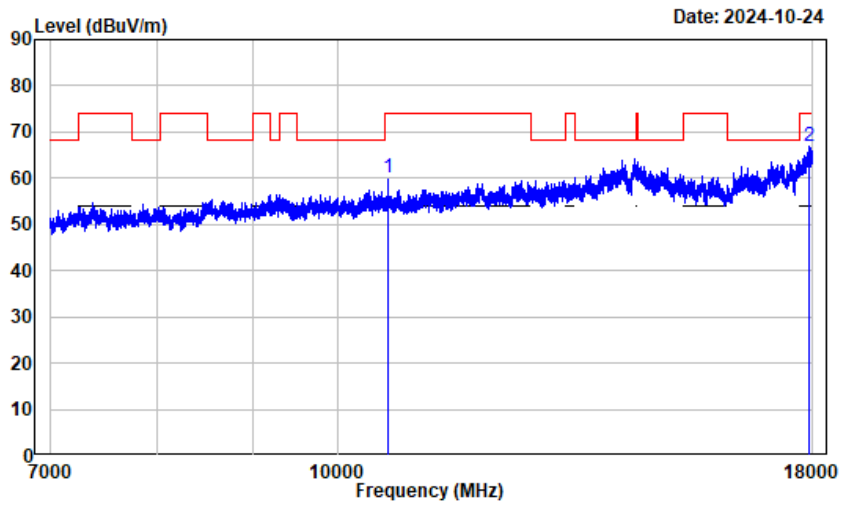

Condition : Horizontal
Project No.: 2401Y48404E-RF
Tester : Zenos Qiao
Note : 5GWiFi-Band2-AC20-5320

	Freq	Factor	Read Level	Level	Limit Line	Over Limit	Remark
	MHz	dB/m	dBuV	dBuV/m	dBuV/m	dB	
1	10640.000	13.19	47.01	60.20	74.00	-13.80	Peak
2	17929.870	24.12	42.78	66.90	74.00	-7.10	Peak

Horizontal -Average

7-18GHz

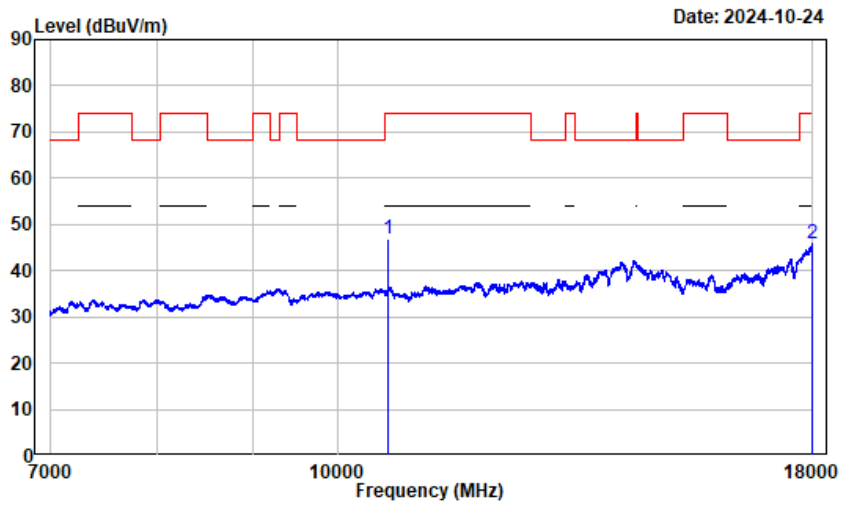

Condition : Horizontal
Project No.: 2401Y48404E-RF
Tester : Zenos Qiao
Note : 5GWiFi-Band2-AC20-5320

	Freq	Factor	Read Level	Level	Limit Line	Over Limit	Remark
	MHz	dB/m	dBuV	dBuV/m	dBuV/m	dB	
1	10640.000	13.19	33.80	46.99	54.00	-7.01	Average
2	17991.750	24.56	21.17	45.73	54.00	-8.27	Average

Note: Spectrum analyzer setting: RBW=1 MHz, VBW=5 kHz

Vertical -Peak

7-18GHz

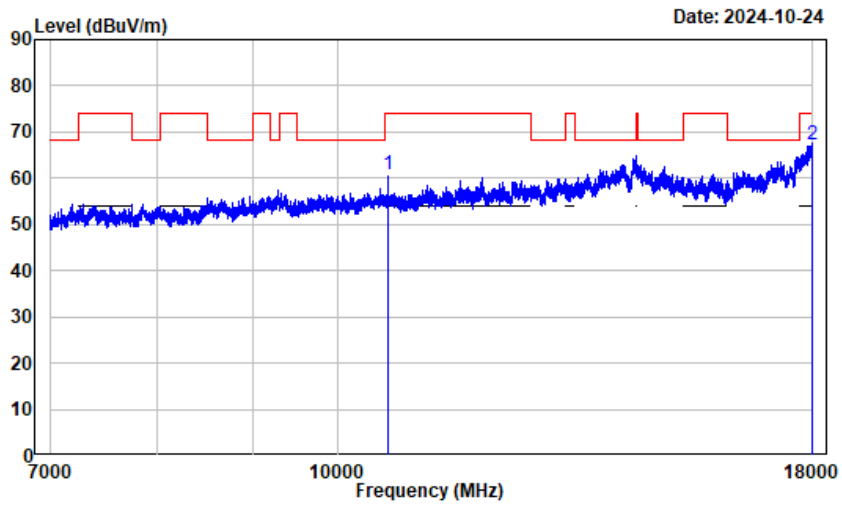

Condition : Vertical
Project No.: 2401Y48404E-RF
Tester : Zenos Qiao
Note : 5GWiFi-Band2-AC20-5320

	Freq	Factor	Read Level	Level	Limit Line	Over Limit	Remark
	MHz	dB/m	dBuV	dBuV/m	dBuV/m	dB	
1	10640.000	13.19	47.63	60.82	74.00	-13.18	Peak
2	17998.630	24.61	42.50	67.11	74.00	-6.89	Peak

Vertical -Average

7-18GHz

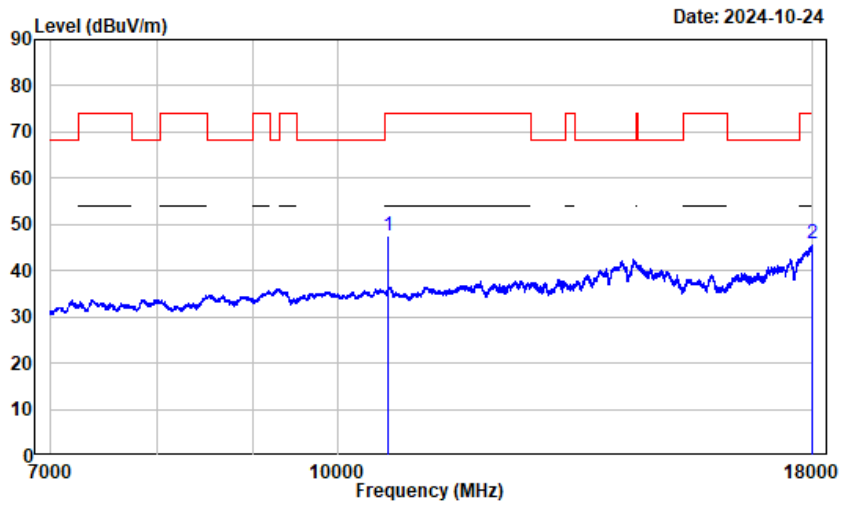

Condition : Vertical
Project No.: 2401Y48404E-RF
Tester : Zenos Qiao
Note : 5GWiFi-Band2-AC20-5320

	Freq	Factor	Read Level	Level	Limit Line	Over Limit	Remark
	MHz	dB/m	dBuV	dBuV/m	dBuV/m	dB	
1	10640.000	13.19	34.24	47.43	54.00	-6.57	Average
2	17997.560	24.61	21.27	45.88	54.00	-8.12	Average

Note: Spectrum analyzer setting: RBW=1 MHz, VBW=5 kHz

802.11ac40

Horizontal

1-7GHz

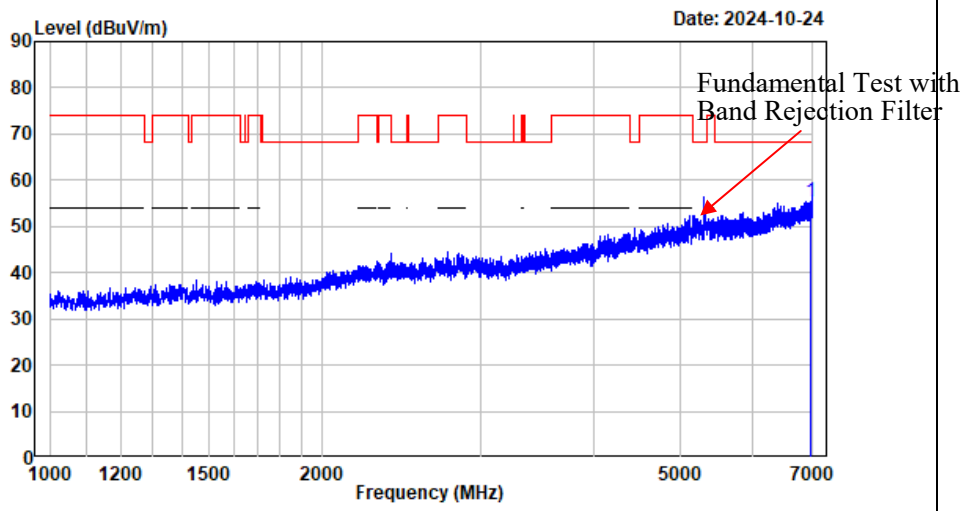

Condition : Horizontal
Project No.: 2401Y48404E-RF
Tester : Zenos Qiao
Note : 5GWiFi-Band2-AC40-5310

	Freq	Factor	Read Level	Level	Limit Line	Over Limit	Remark
	MHz	dB/m	dBuV	dBuV/m	dBuV/m	dB	
1	6965.496	8.67	46.75	55.42	68.20	-12.78	Peak

Vertical

1-7GHz

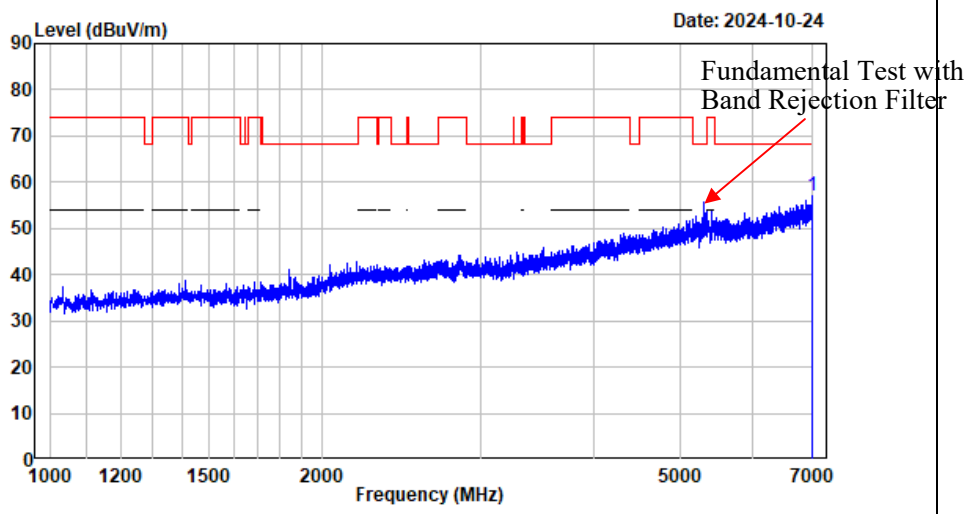

Condition : Vertical
Project No.: 2401Y48404E-RF
Tester : Zenos Qiao
Note : 5GWiFi-Band2-AC40-5310

	Freq	Factor	Read Level	Level	Limit Line	Over Limit	Remark
	MHz	dB/m	dBuV	dBuV/m	dBuV/m	dB	
1	6986.499	8.63	48.26	56.89	68.20	-11.31	Peak

Horizontal -Peak

7-18GHz

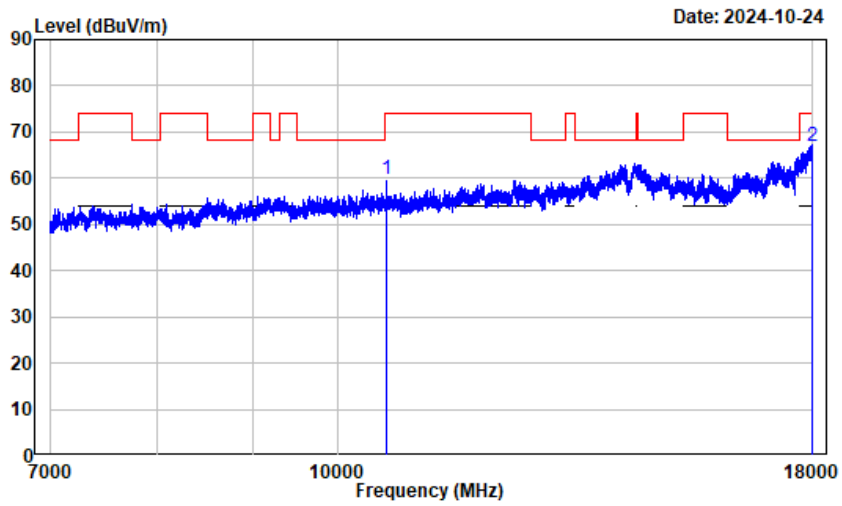

Condition : Horizontal
Project No.: 2401Y48404E-RF
Tester : Zenos Qiao
Note : 5GWiFi-Band2-AC40-5310

	Freq	Factor	Read Level	Level	Limit Line	Over Limit	Remark
	MHz	dB/m	dBuV	dBuV/m	dBuV/m	dB	
1	10620.000	13.09	46.65	59.74	74.00	-14.26	Peak
2	17978.000	24.46	42.45	66.91	74.00	-7.09	Peak

Horizontal -Average

7-18GHz

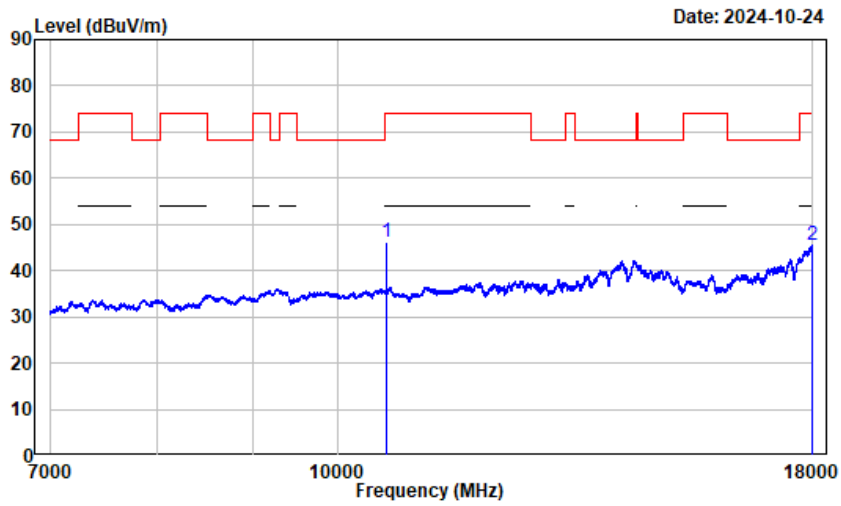

Condition : Horizontal
Project No.: 2401Y48404E-RF
Tester : Zenos Qiao
Note : 5GWiFi-Band2-AC40-5310

	Freq	Factor	Read Level	Level	Limit Line	Over Limit	Remark
	MHz	dB/m	dBuV	dBuV/m	dBuV/m	dB	
1	10620.000	13.09	32.99	46.08	54.00	-7.92	Average
2	17995.690	24.59	21.09	45.68	54.00	-8.32	Average

Note: Spectrum analyzer setting: RBW=1 MHz, VBW=5 kHz

Vertical -Peak

7-18GHz

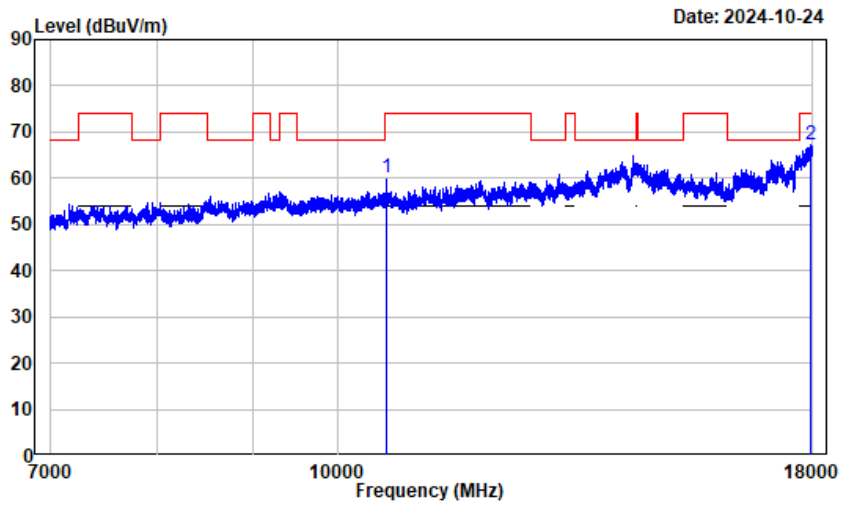

Condition : Vertical
Project No.: 2401Y48404E-RF
Tester : Zenos Qiao
Note : 5GWiFi-Band2-AC40-5310

	Freq	Factor	Read Level	Level	Limit Line	Over Limit	Remark
	MHz	dB/m	dBuV	dBuV/m	dBuV/m	dB	
1	10620.000	13.09	47.03	60.12	74.00	-13.88	Peak
2	17953.240	24.29	42.84	67.13	74.00	-6.87	Peak

Vertical -Average

7-18GHz

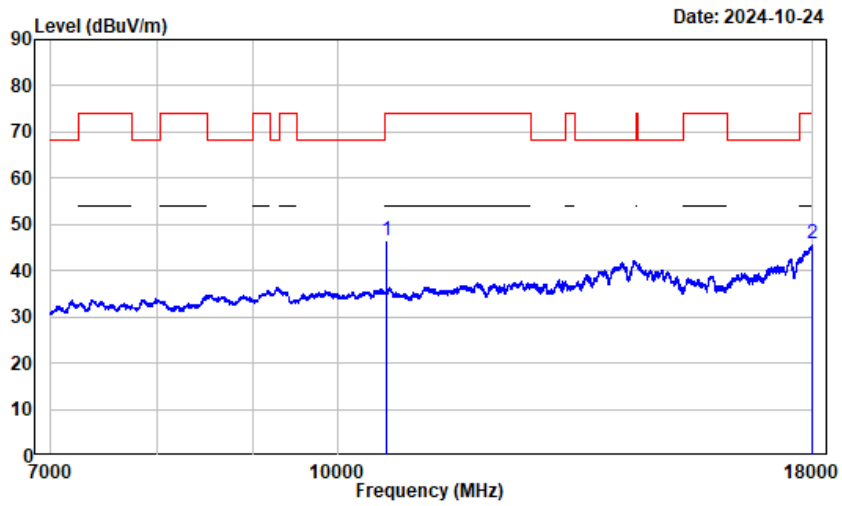

Condition : Vertical
Project No.: 2401Y48404E-RF
Tester : Zenos Qiao
Note : 5GWiFi-Band2-AC40-5310

	Freq	Factor	Read Level	Level	Limit Line	Over Limit	Remark
	MHz	dB/m	dBuV	dBuV/m	dBuV/m	dB	
1	10620.000	13.09	33.48	46.57	54.00	-7.43	Average
2	17996.070	24.59	21.26	45.85	54.00	-8.15	Average

Note: Spectrum analyzer setting: RBW=1 MHz, VBW=5 kHz

802.11ac80

Horizontal

1-7GHz

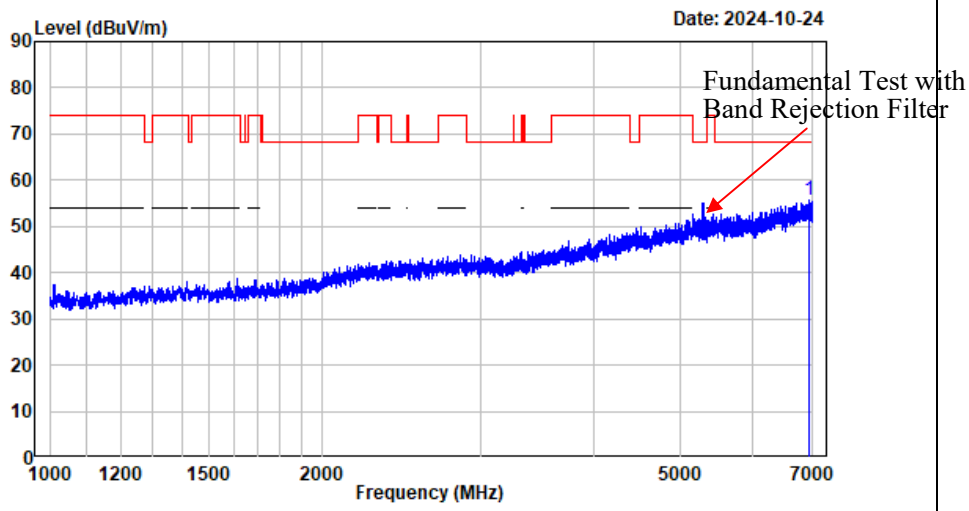

Condition : Horizontal
Project No.: 2401Y48404E-RF
Tester : Zenos Qiao
Note : 5GWiFi-Band2-AC80-5290

	Freq	Factor	Read Level	Level	Limit Line	Over Limit	Remark
	MHz	dB/m	dBuV	dBuV/m	dBuV/m	dB	
1	6939.242	8.56	47.07	55.63	68.20	-12.57	Peak

Vertical

1-7GHz

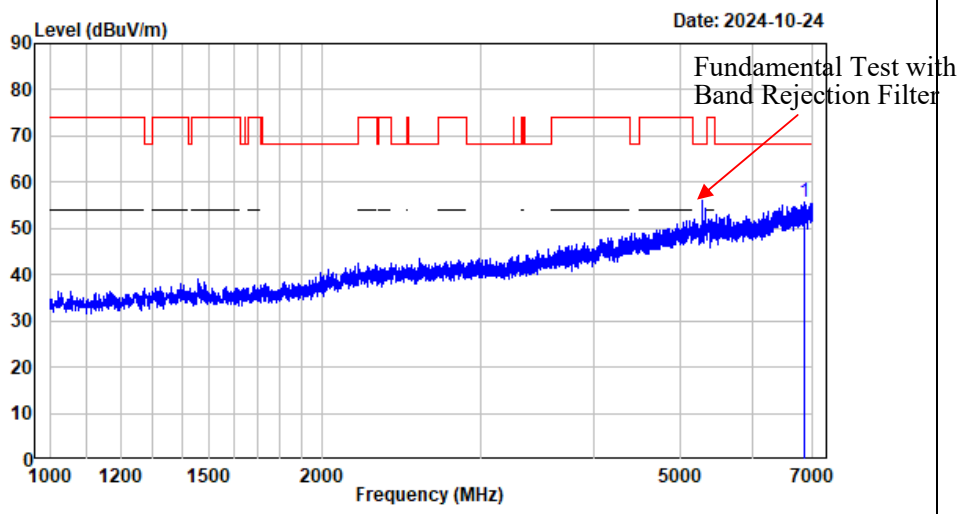

Condition : Vertical
Project No.: 2401Y48404E-RF
Tester : Zenos Qiao
Note : 5GWiFi-Band2-AC80-5290

	Freq	Factor	Read Level	Level	Limit Line	Over Limit	Remark
	MHz	dB/m	dBuV	dBuV/m	dBuV/m	dB	
1	6846.981	7.85	47.89	55.74	68.20	-12.46	Peak

Horizontal -Peak

7-18GHz

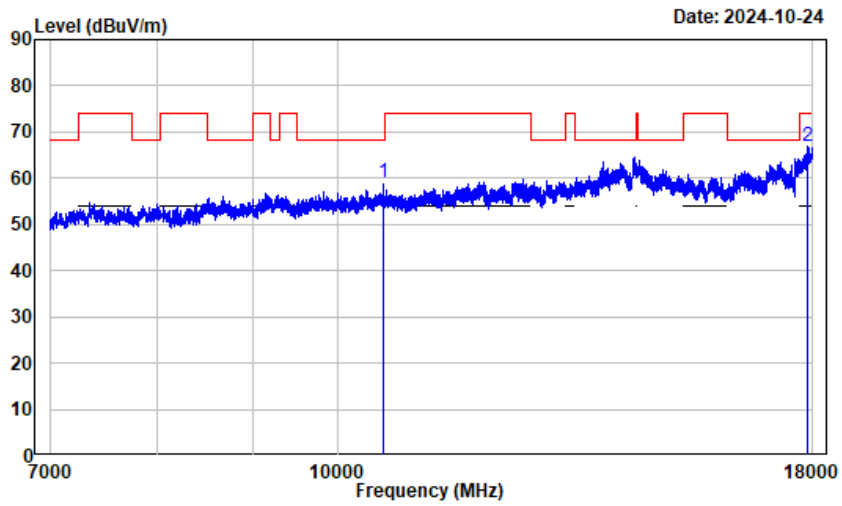

Condition : Horizontal
Project No.: 2401Y48404E-RF
Tester : Zenos Qiao
Note : 5GWiFi-Band2-AC80-5290

	Freq	Factor	Read Level	Level	Limit Line	Over Limit	Remark
	MHz	dB/m	dBuV	dBuV/m	dBuV/m	dB	
1	10580.000	13.00	46.25	59.25	68.20	-8.95	Peak
2	17898.240	23.88	43.12	67.00	74.00	-7.00	Peak

Horizontal -Average

7-18GHz

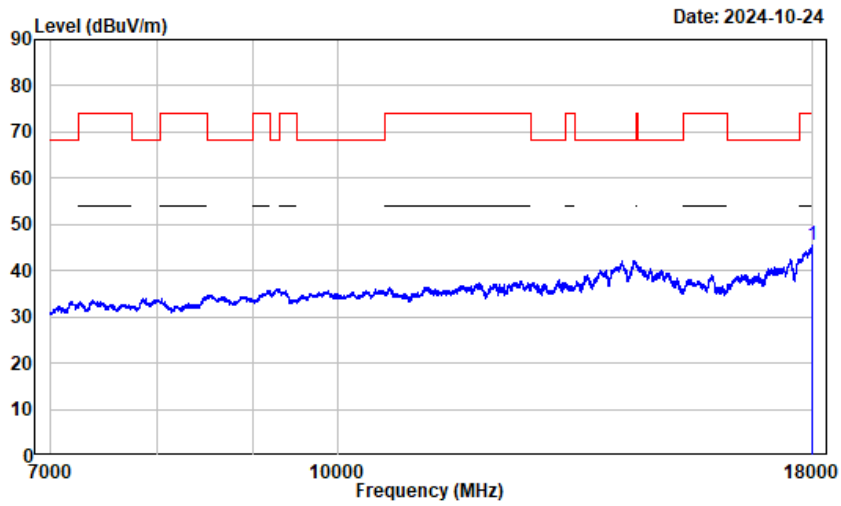

Condition : Horizontal
Project No.: 2401Y48404E-RF
Tester : Zenos Qiao
Note : 5GWiFi-Band2-AC80-5290

	Freq	Factor	Read Level	Level	Limit Line	Over Limit	Remark
	MHz	dB/m	dBuV	dBuV/m	dBuV/m	dB	
1	17996.240	24.61	20.94	45.55	54.00	-8.45	Average

Note: Spectrum analyzer setting: RBW=1 MHz, VBW=5 kHz

Vertical -Peak

7-18GHz

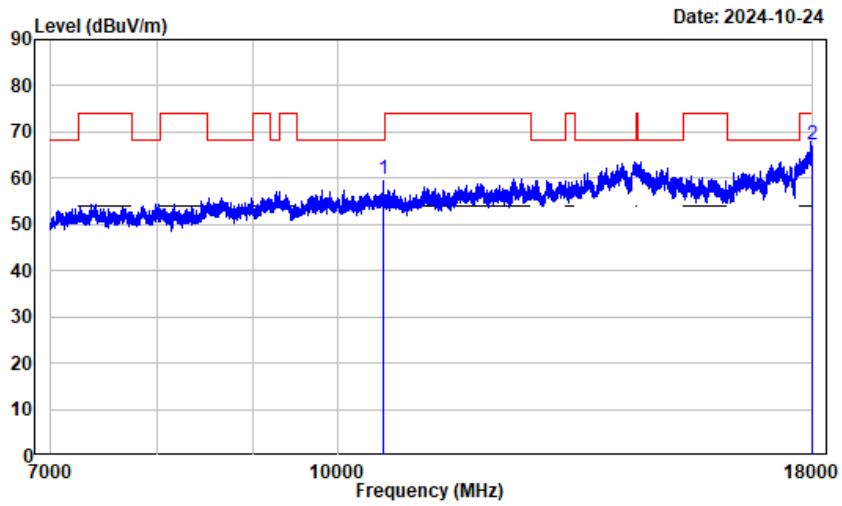

Condition : Vertical
Project No.: 2401Y48404E-RF
Tester : Zenos Qiao
Note : 5GWiFi-Band2-AC80-5290

	Freq	Factor	Read Level	Level	Limit Line	Over Limit	Remark
	MHz	dB/m	dBuV	dBuV/m	dBuV/m	dB	
1	10580.000	13.00	46.62	59.62	68.20	-8.58	Peak
2	17978.000	24.46	42.73	67.19	74.00	-6.81	Peak

Vertical -Average

7-18GHz

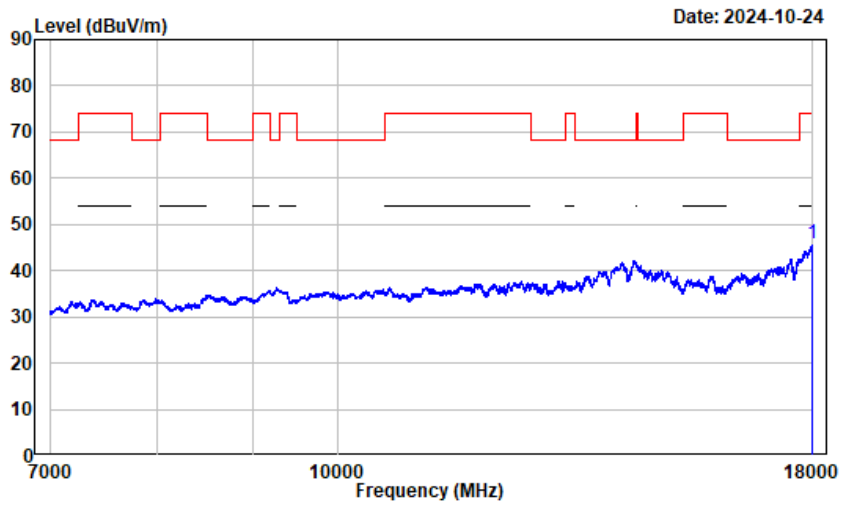

Condition : Vertical
Project No.: 2401Y48404E-RF
Tester : Zenos Qiao
Note : 5GWiFi-Band2-AC80-5290

	Freq	Factor	Read Level	Level	Limit Line	Over Limit	Remark
	MHz	dB/m	dBuV	dBuV/m	dBuV/m	dB	
1	17986.250	24.52	21.24	45.76	54.00	-8.24	Average

Note: Spectrum analyzer setting: RBW=1 MHz, VBW=5 kHz

802.11ax20

Horizontal

1-7GHz

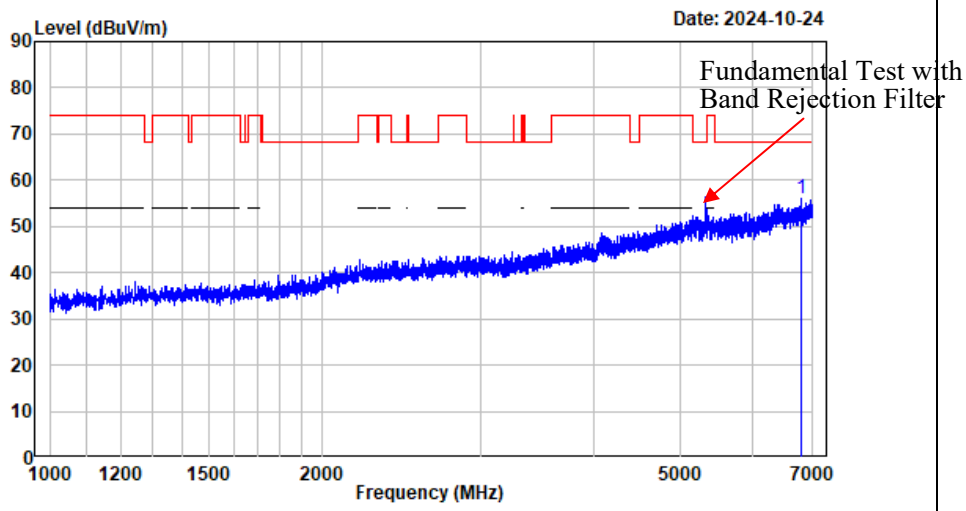

Condition : Horizontal
Project No.: 2401Y48404E-RF
Tester : Zenos Qiao
Note : 5GWiFi-Band2-AX20-5320

	Freq	Factor	Read Level	Level	Limit Line	Over Limit	Remark
	MHz	dB/m	dBuV	dBuV/m	dBuV/m	dB	
1	6795.225	7.35	48.83	56.18	68.20	-12.02	Peak

Vertical

1-7GHz

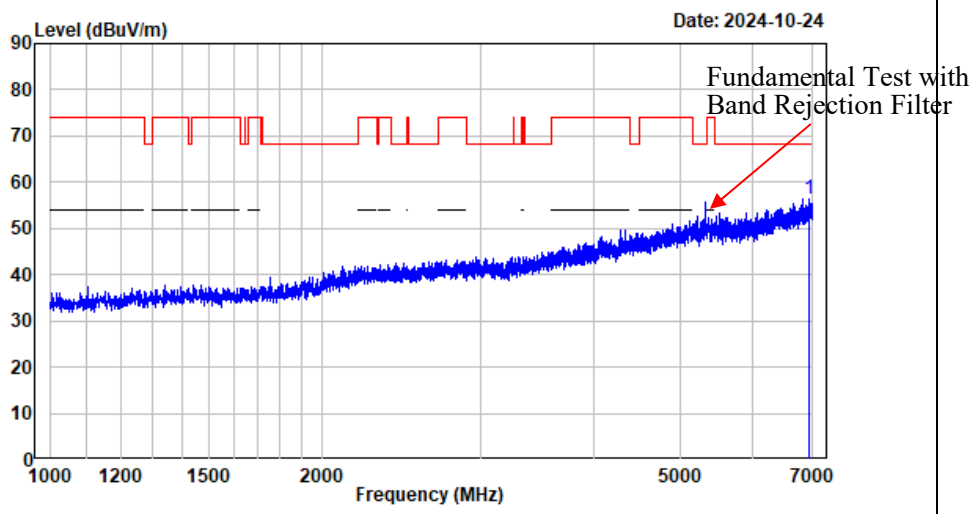

Condition : Vertical
Project No.: 2401Y48404E-RF
Tester : Zenos Qiao
Note : 5GWiFi-Band2-AX20-5320

	Freq	Factor	Read Level	Level	Limit Line	Over Limit	Remark
	MHz	dB/m	dBuV	dBuV/m	dBuV/m	dB	
1	6926.491	8.41	48.07	56.48	68.20	-11.72	Peak

Horizontal -Peak

7-18GHz

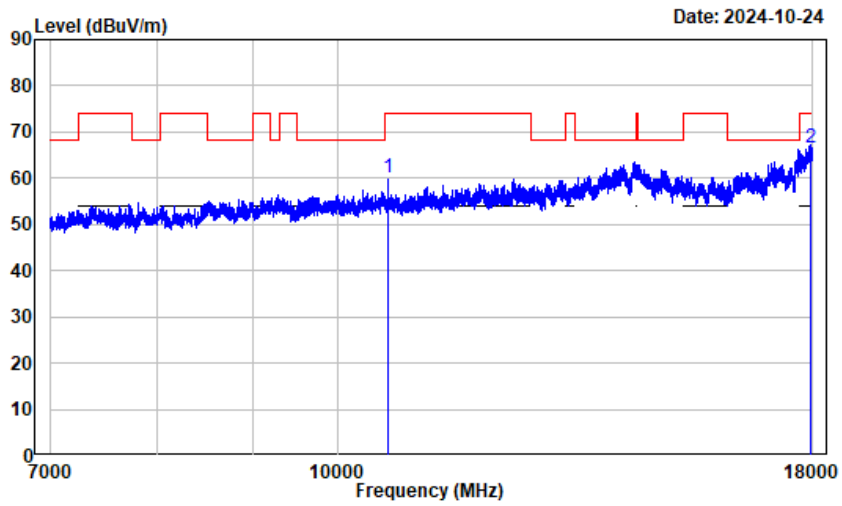

Condition : Horizontal
Project No.: 2401Y48404E-RF
Tester : Zenos Qiao
Note : 5GWiFi-Band2-AX20-5320

	Freq	Factor	Read Level	Level	Limit Line	Over Limit	Remark
	MHz	dB/m	dBuV	dBuV/m	dBuV/m	dB	
1	10640.000	13.19	46.89	60.08	74.00	-13.92	Peak
2	17965.620	24.38	42.33	66.71	74.00	-7.29	Peak

Horizontal -Average

7-18GHz

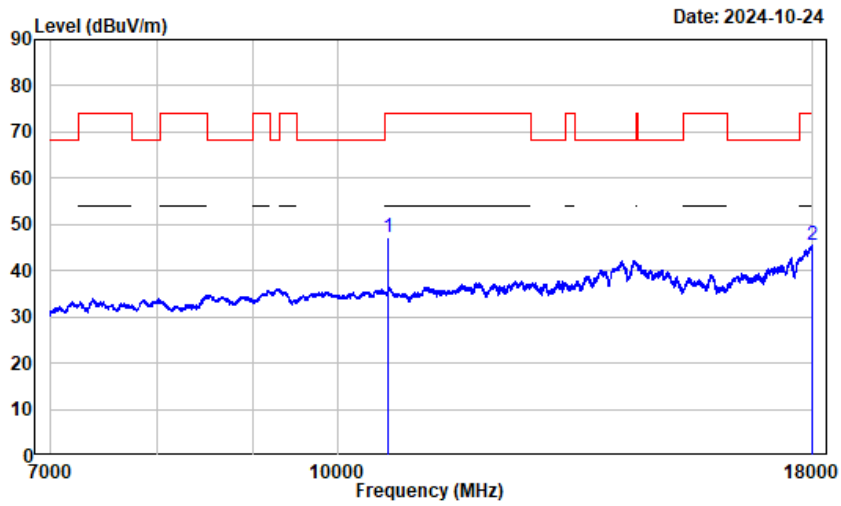

Condition : Horizontal
Project No.: 2401Y48404E-RF
Tester : Zenos Qiao
Note : 5GWiFi-Band2-AX20-5320

	Freq	Factor	Read Level	Level	Limit Line	Over Limit	Remark
	MHz	dB/m	dBuV	dBuV/m	dBuV/m	dB	
1	10640.000	13.19	33.95	47.14	54.00	-6.86	Average
2	17989.000	24.54	20.93	45.47	54.00	-8.53	Average

Note: Spectrum analyzer setting: RBW=1 MHz, VBW=5 kHz

Vertical -Peak

7-18GHz

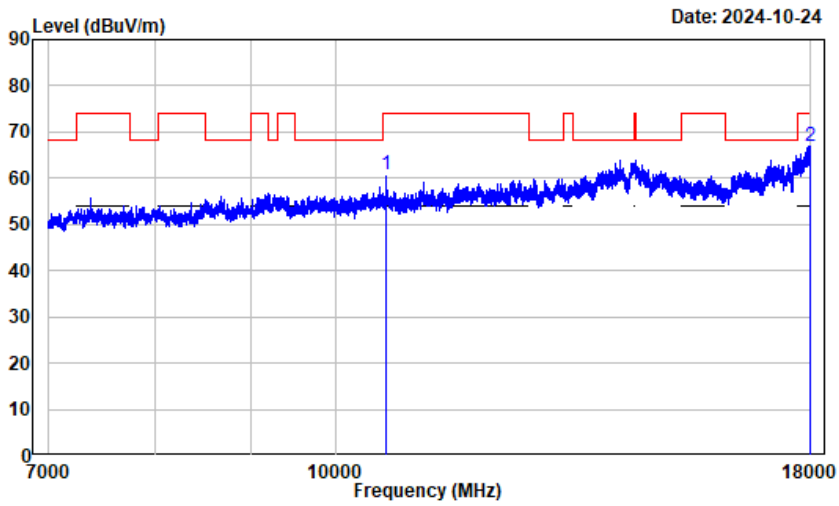

Condition : Vertical
Project No.: 2401Y48404E-RF
Tester : Zenos Qiao
Note : 5GWiFi-Band2-AX20-5320

	Freq	Factor	Read Level	Level	Limit Line	Over Limit	Remark
	MHz	dB/m	dBuV	dBuV/m	dBuV/m	dB	
1	10640.000	13.19	47.44	60.63	74.00	-13.37	Peak
2	17998.630	24.61	42.35	66.96	74.00	-7.04	Peak

Vertical -Average

7-18GHz

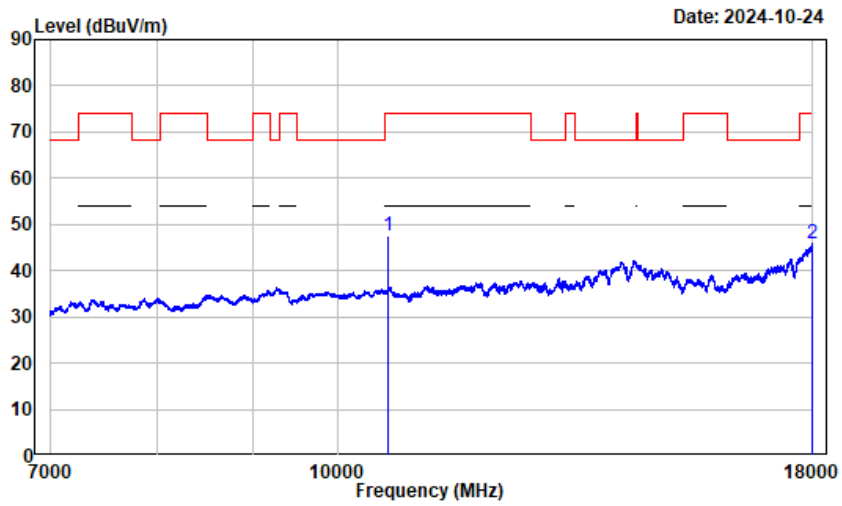

Condition : Vertical
Project No.: 2401Y48404E-RF
Tester : Zenos Qiao
Note : 5GWiFi-Band2-AX20-5320

	Freq	Factor	Read Level	Level	Limit Line	Over Limit	Remark
	MHz	dB/m	dBuV	dBuV/m	dBuV/m	dB	
1	10640.000	13.19	34.32	47.51	54.00	-6.49	Average
2	17991.750	24.56	21.14	45.70	54.00	-8.30	Average

Note: Spectrum analyzer setting: RBW=1 MHz, VBW=5 kHz

802.11ax40

Horizontal

1-7GHz

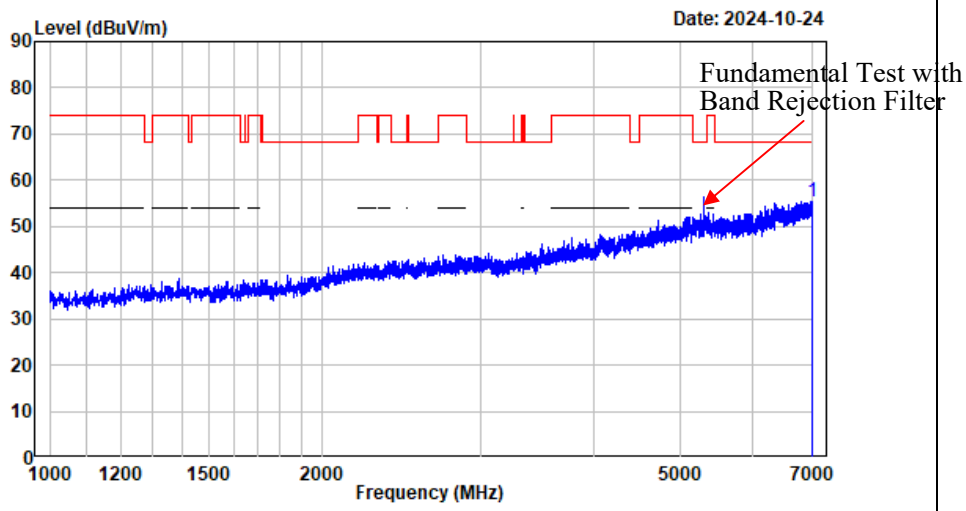


```
Condition   : Horizontal
Project No.: 2401Y48404E-RF
Tester      : Zenos Qiao
Note        : 5GWiFi-Band2-AX40-5310
```

	Freq	Factor	Read Level	Level	Limit Line	Over Limit	Remark
	MHz	dB/m	dBuV	dBuV/m	dBuV/m	dB	
1	6997.750	8.62	46.83	55.45	68.20	-12.75	Peak

Vertical

1-7GHz

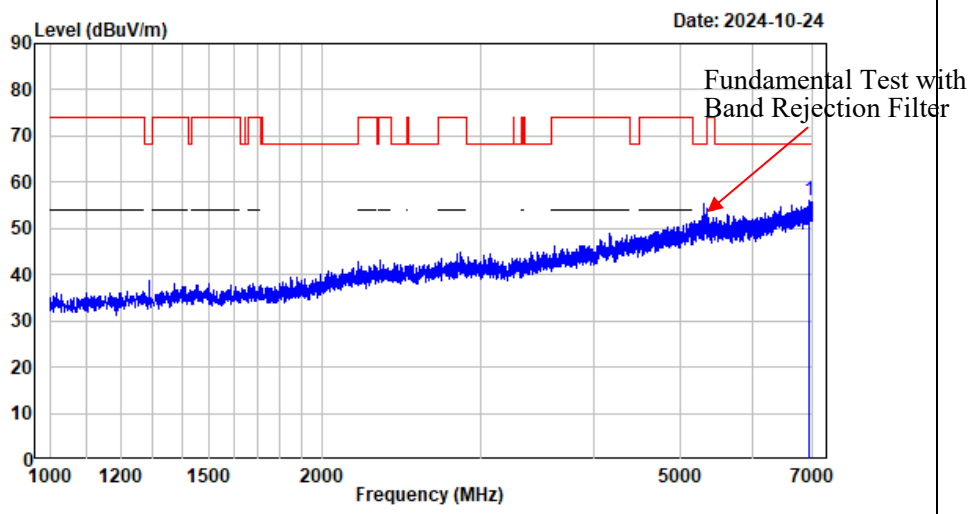

Condition : Vertical
Project No.: 2401Y48404E-RF
Tester : Zenos Qiao
Note : 5GWiFi-Band2-AX40-5310

	Freq	Factor	Read Level	Level	Limit Line	Over Limit	Remark
	MHz	dB/m	dBuV	dBuV/m	dBuV/m	dB	
1	6939.993	8.58	47.44	56.02	68.20	-12.18	Peak

Horizontal -Peak

7-18GHz

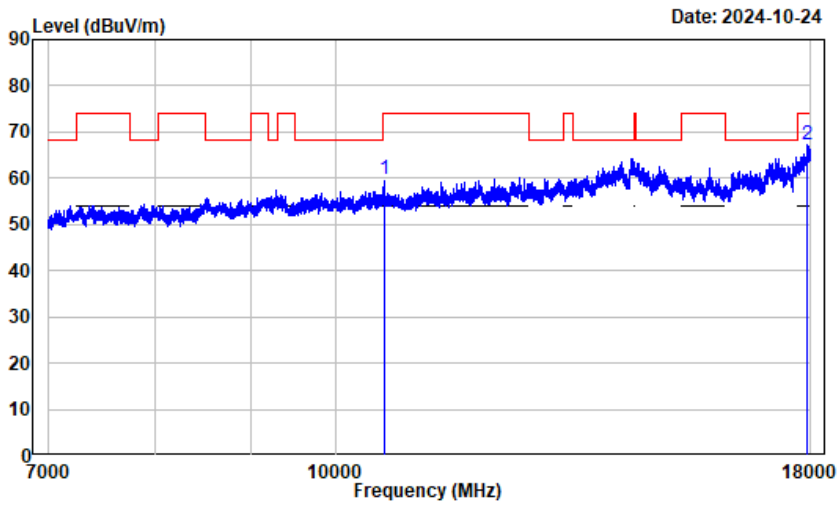

Condition : Horizontal
Project No.: 2401Y48404E-RF
Tester : Zenos Qiao
Note : 5GWiFi-Band2-AX40-5310

	Freq	Factor	Read Level	Level	Limit Line	Over Limit	Remark
	MHz	dB/m	dBuV	dBuV/m	dBuV/m	dB	
1	10620.000	13.09	46.54	59.63	74.00	-14.37	Peak
2	17906.490	23.96	43.23	67.19	74.00	-6.81	Peak

Horizontal -Average

7-18GHz

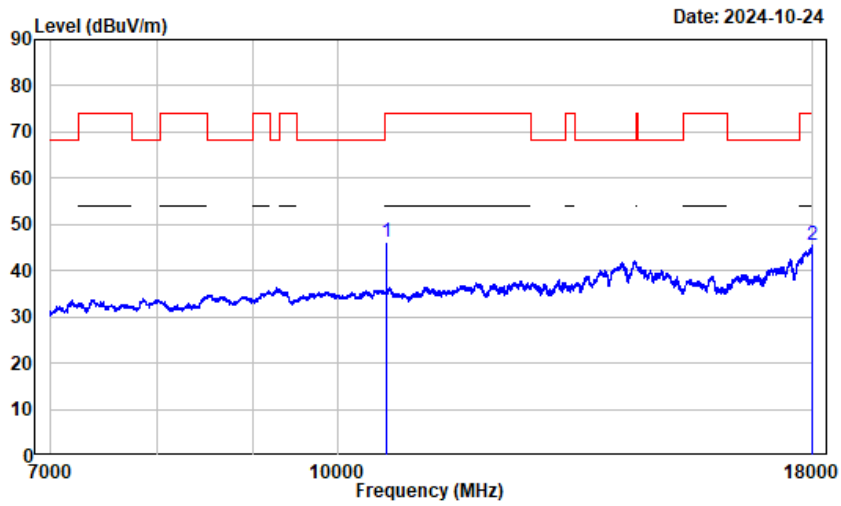

Condition : Horizontal
Project No.: 2401Y48404E-RF
Tester : Zenos Qiao
Note : 5GWiFi-Band2-AX40-5310

	Freq	Factor	Read Level	Level	Limit Line	Over Limit	Remark
	MHz	dB/m	dBuV	dBuV/m	dBuV/m	dB	
1	10620.000	13.09	33.17	46.26	54.00	-7.74	Average
2	17995.450	24.59	20.84	45.43	54.00	-8.57	Average

Note: Spectrum analyzer setting: RBW=1 MHz, VBW=5 kHz

Vertical -Peak

7-18GHz

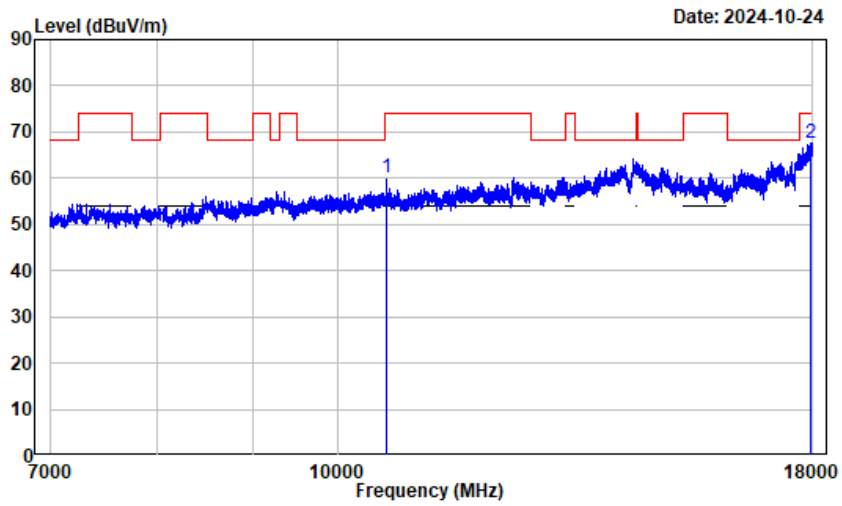

Condition : Vertical
Project No.: 2401Y48404E-RF
Tester : Zenos Qiao
Note : 5GWiFi-Band2-AX40-5310

	Freq	Factor	Read Level	Level	Limit Line	Over Limit	Remark
	MHz	dB/m	dBuV	dBuV/m	dBuV/m	dB	
1	10620.000	13.09	46.93	60.02	74.00	-13.98	Peak
2	17962.870	24.36	43.31	67.67	74.00	-6.33	Peak

Vertical -Average

7-18GHz

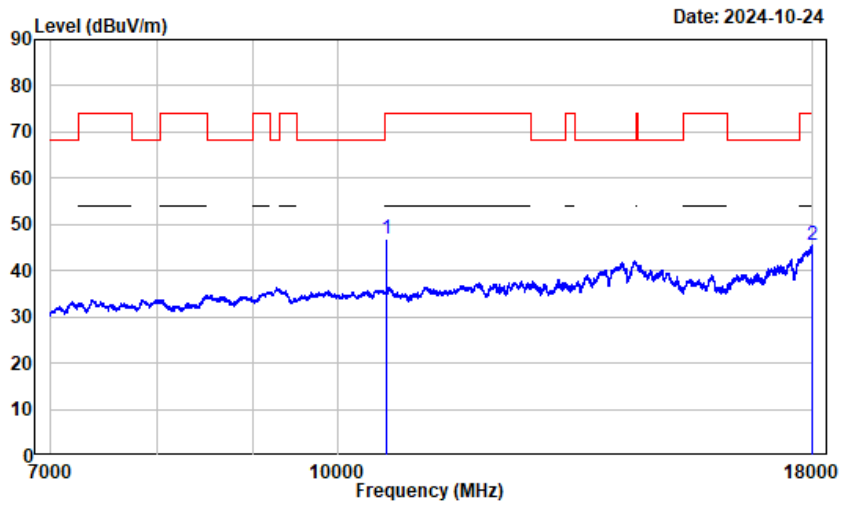

Condition : Vertical
Project No.: 2401Y48404E-RF
Tester : Zenos Qiao
Note : 5GWiFi-Band2-AX40-5310

	Freq	Factor	Read Level	Level	Limit Line	Over Limit	Remark
	MHz	dB/m	dBuV	dBuV/m	dBuV/m	dB	
1	10620.000	13.09	33.62	46.71	54.00	-7.29	Average
2	17997.900	24.61	21.02	45.63	54.00	-8.37	Average

Note: Spectrum analyzer setting: RBW=1 MHz, VBW=5 kHz

802.11ax80

Horizontal

1-7GHz

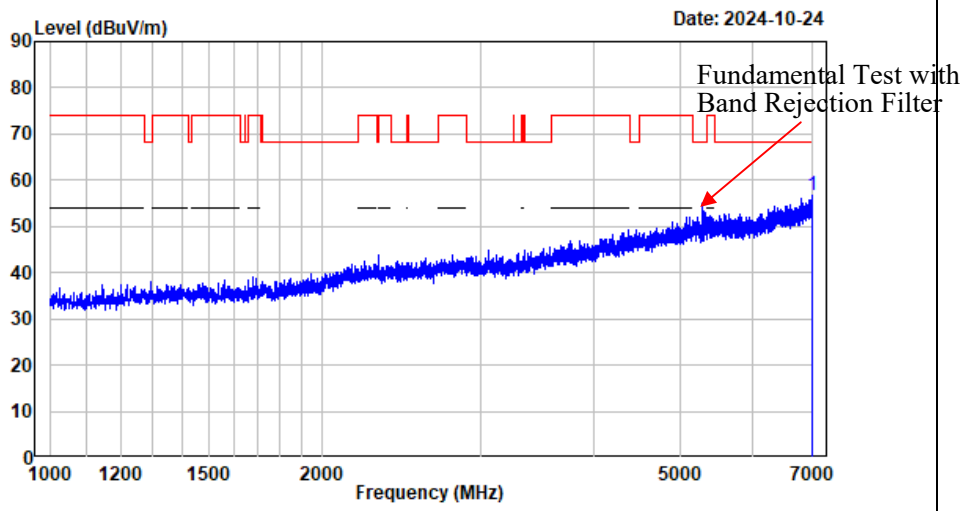

Condition : Horizontal
Project No.: 2401Y48404E-RF
Tester : Zenos Qiao
Note : 5GWiFi-Band2-AX80-5290

	Freq	Factor	Read Level	Level	Limit Line	Over Limit	Remark
	MHz	dB/m	dBuV	dBuV/m	dBuV/m	dB	
1	6991.749	8.62	47.94	56.56	68.20	-11.64	Peak

Vertical

1-7GHz

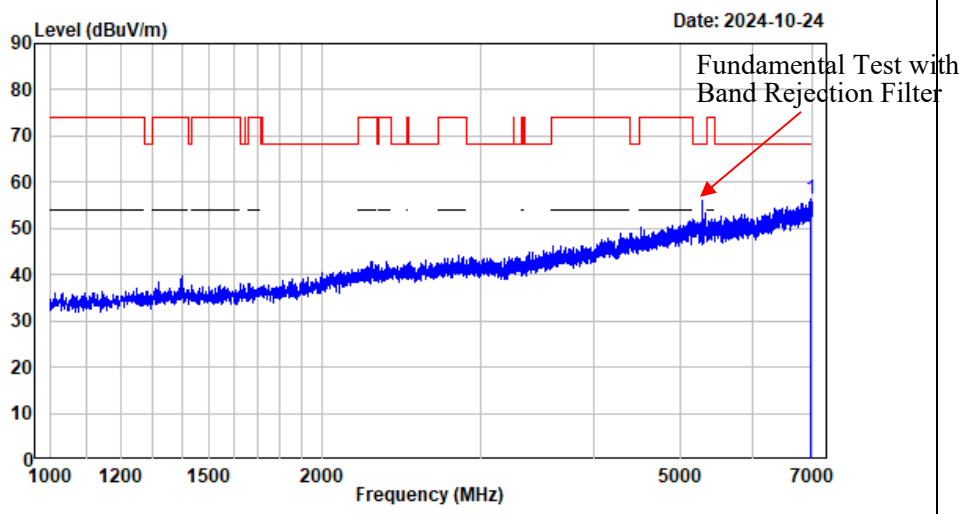

Condition : Vertical
Project No.: 2401Y48404E-RF
Tester : Zenos Qiao
Note : 5GWiFi-Band2-AX80-5290

	Freq	Factor	Read Level	Level	Limit Line	Over Limit	Remark
	MHz	dB/m	dBuV	dBuV/m	dBuV/m	dB	
1	6962.495	8.68	47.83	56.51	68.20	-11.69	Peak

Horizontal -Peak

7-18GHz

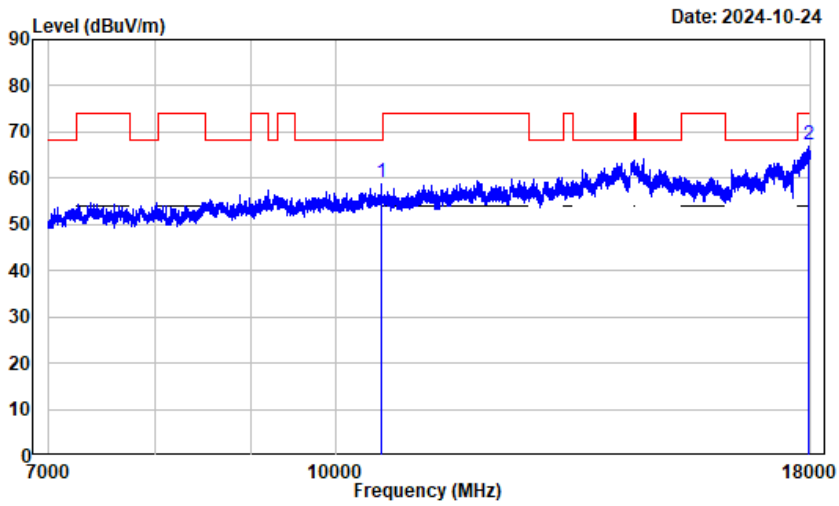

Condition : Horizontal
Project No.: 2401Y48404E-RF
Tester : Zenos Qiao
Note : 5GWiFi-Band2-AX80-5290

	Freq	Factor	Read Level	Level	Limit Line	Over Limit	Remark
	MHz	dB/m	dBuV	dBuV/m	dBuV/m	dB	
1	10580.000	13.00	46.04	59.04	68.20	-9.16	Peak
2	17960.120	24.34	42.88	67.22	74.00	-6.78	Peak

Horizontal -Average

7-18GHz

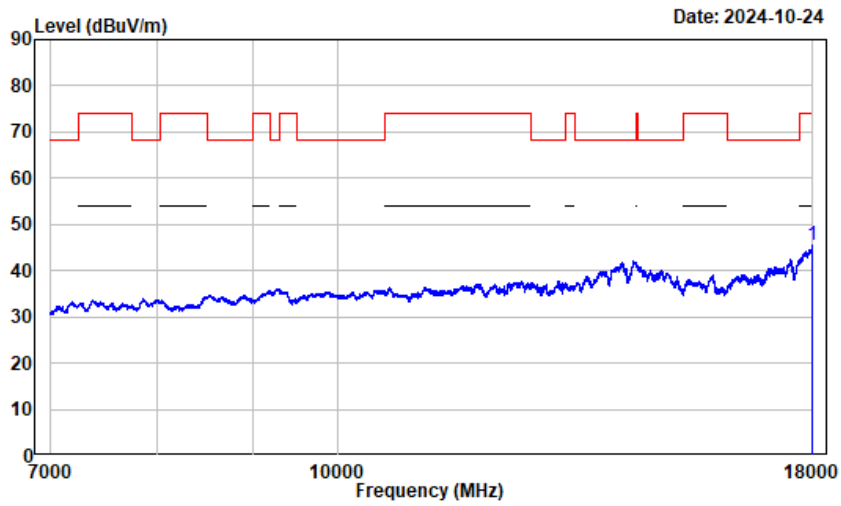

Condition : Horizontal
Project No.: 2401Y48404E-RF
Tester : Zenos Qiao
Note : 5GWiFi-Band2-AX80-5290

	Freq	Factor	Read Level	Level	Limit Line	Over Limit	Remark
	MHz	dB/m	dBuV	dBuV/m	dBuV/m	dB	
1	17995.570	24.61	20.90	45.51	54.00	-8.49	Average

Note: Spectrum analyzer setting: RBW=1 MHz, VBW=5 kHz

Vertical -Peak

7-18GHz

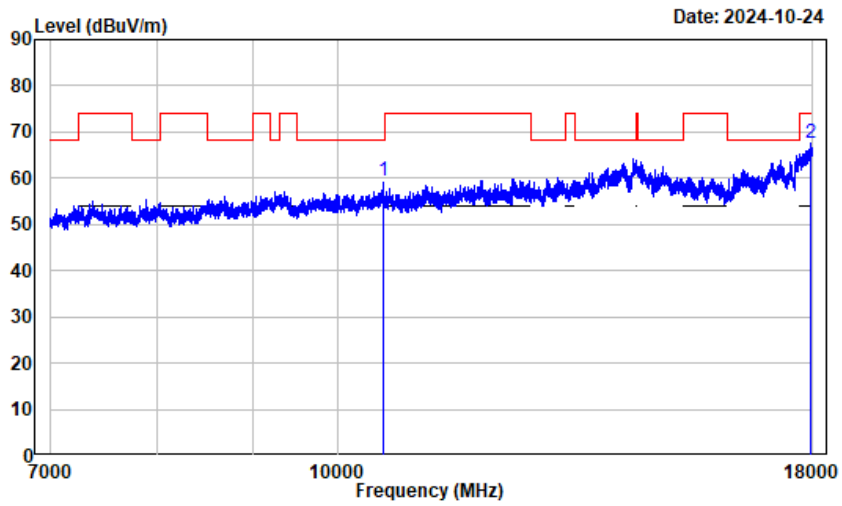

Condition : Vertical
Project No.: 2401Y48404E-RF
Tester : Zenos Qiao
Note : 5GWiFi-Band2-AX80-5290

	Freq	Factor	Read Level	Level	Limit Line	Over Limit	Remark
	MHz	dB/m	dBuV	dBuV/m	dBuV/m	dB	
1	10580.000	13.00	46.47	59.47	68.20	-8.73	Peak
2	17964.250	24.37	43.16	67.53	74.00	-6.47	Peak

Vertical -Average

7-18GHz

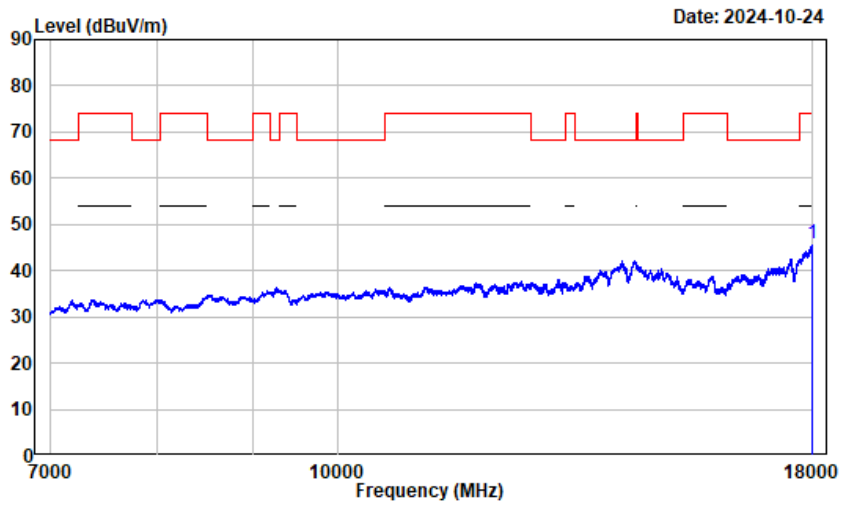

Condition : Vertical
Project No.: 2401Y48404E-RF
Tester : Zenos Qiao
Note : 5GWiFi-Band2-AX80-5290

	Freq	Factor	Read Level	Level	Limit Line	Over Limit	Remark
	MHz	dB/m	dBuV	dBuV/m	dBuV/m	dB	
1	17996.640	24.61	21.17	45.78	54.00	-8.22	Average

Note: Spectrum analyzer setting: RBW=1 MHz, VBW=5 kHz

5470-5725MHz

802.11a_ANT0

Horizontal

1-7GHz

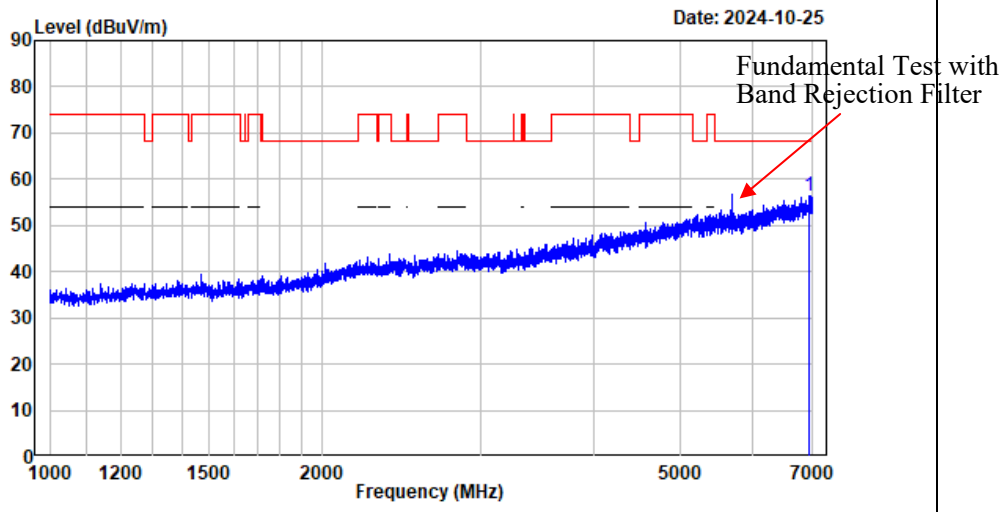

Condition : Horizontal
Project No.: 2401Y48404E-RF
Tester : Zenos Qiao
Note : 5GWiFi-ANT0-Band3-A-5700

	Freq	Factor	Read Level	Level	Limit Line	Over Limit	Remark
	MHz	dB/m	dBuV	dBuV/m	dBuV/m	dB	
1	6936.992	8.54	47.85	56.39	68.20	-11.81	Peak

Vertical

1-7GHz

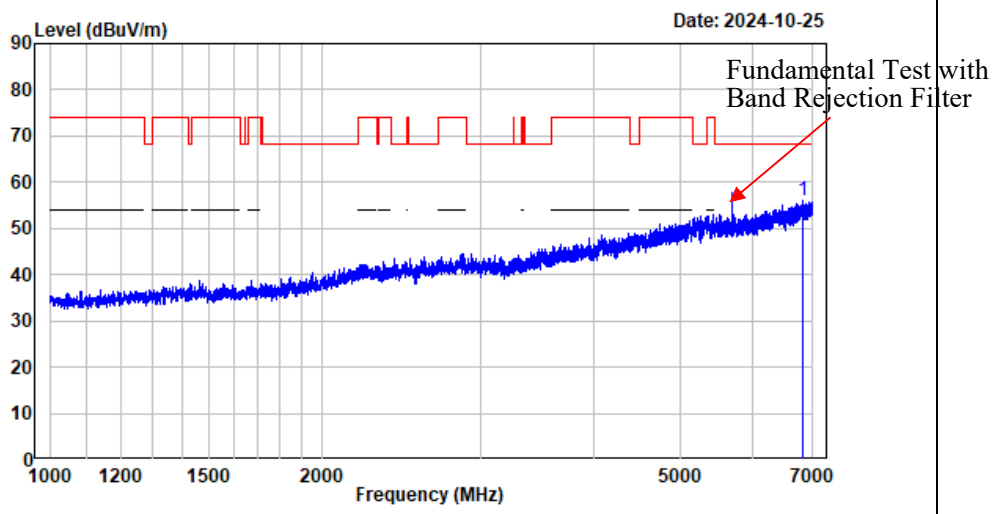

Condition : Vertical
Project No.: 2401Y48404E-RF
Tester : Zenos Qiao
Note : 5GWiFi-ANT0-Band3-A-5700

	Freq	Factor	Read Level	Level	Limit Line	Over Limit	Remark
	MHz	dB/m	dBuV	dBuV/m	dBuV/m	dB	
1	6815.477	7.51	48.57	56.08	68.20	-12.12	Peak

Horizontal -Peak

7-18GHz

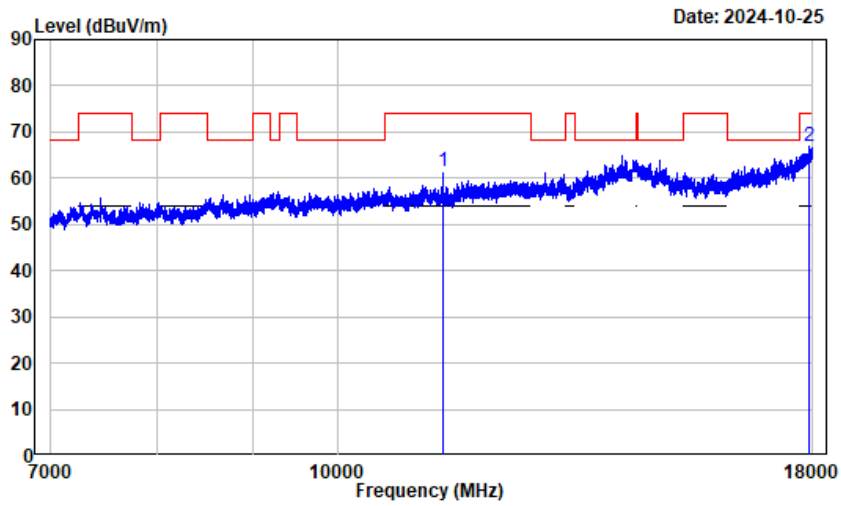

Condition : Horizontal
Project No.: 2401Y48404E-RF
Tester : Zenos Qiao
Note : 5GWiFi-ANT0-Band3-A-5700

	Freq	Factor	Read Level	Level	Limit Line	Over Limit	Remark
	MHz	dB/m	dBuV	dBuV/m	dBuV/m	dB	
1	11400.000	14.08	47.36	61.44	74.00	-12.56	Peak
2	17918.870	24.05	42.78	66.83	74.00	-7.17	Peak

Horizontal -Average

7-18GHz

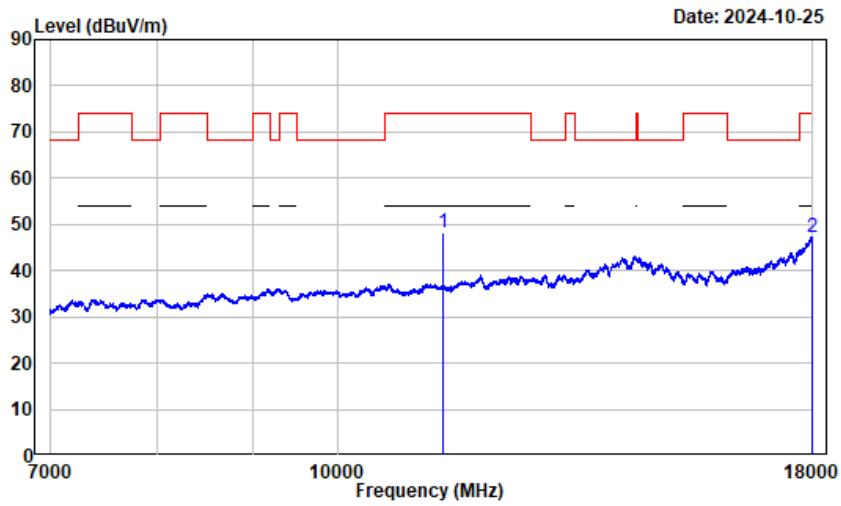

Condition : Horizontal
Project No.: 2401Y48404E-RF
Tester : Zenos Qiao
Note : 5GWiFi-ANT0-Band3-A-5700

	Freq	Factor	Read Level	Level	Limit Line	Over Limit	Remark
	MHz	dB/m	dBuV	dBuV/m	dBuV/m	dB	
1	11400.000	14.08	34.05	48.13	54.00	-5.87	Average
2	17984.870	24.51	22.53	47.04	54.00	-6.96	Average

Note: Spectrum analyzer setting: RBW=1 MHz, VBW=5 kHz

Vertical -Peak

7-18GHz

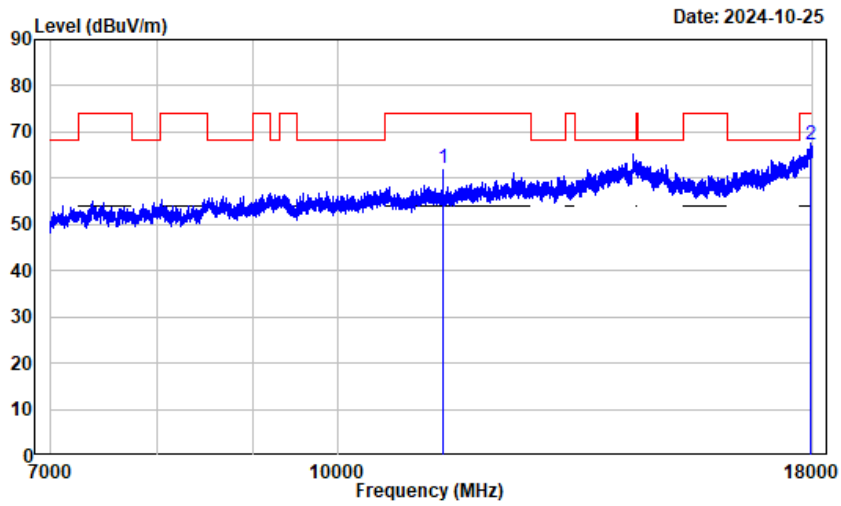

Condition : Vertical
Project No.: 2401Y48404E-RF
Tester : Zenos Qiao
Note : 5GWiFi-ANT0-Band3-A-5700

	Freq	Factor	Read Level	Level	Limit Line	Over Limit	Remark
	MHz	dB/m	dBuV	dBuV/m	dBuV/m	dB	
1	11400.000	14.08	48.09	62.17	74.00	-11.83	Peak
2	17962.870	24.36	43.05	67.41	74.00	-6.59	Peak

Vertical -Average

7-18GHz

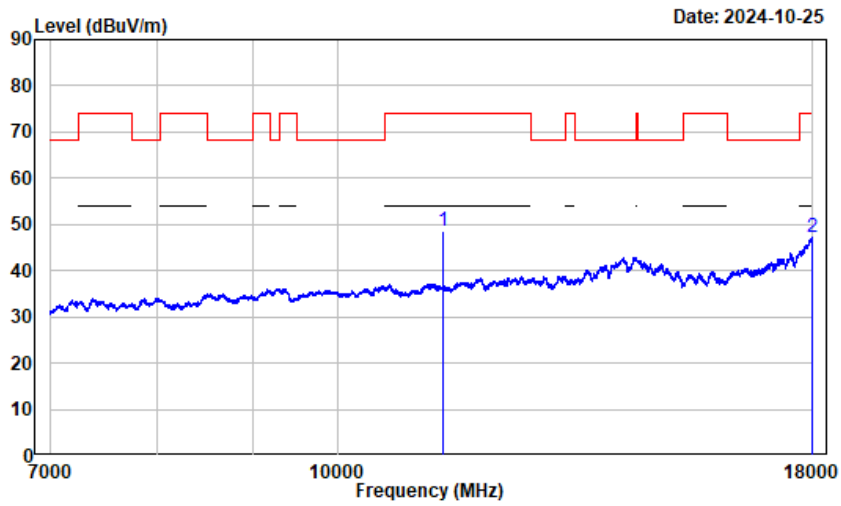

Condition : Vertical
Project No.: 2401Y48404E-RF
Tester : Zenos Qiao
Note : 5GWiFi-ANT0-Band3-A-5700

	Freq	Factor	Read Level	Level	Limit Line	Over Limit	Remark
	MHz	dB/m	dBuV	dBuV/m	dBuV/m	dB	
1	11400.000	14.08	34.52	48.60	54.00	-5.40	Average
2	17980.750	24.48	22.80	47.28	54.00	-6.72	Average

Note: Spectrum analyzer setting: RBW=1 MHz, VBW=5 kHz

802.11a_ANT1

Horizontal

1-7GHz

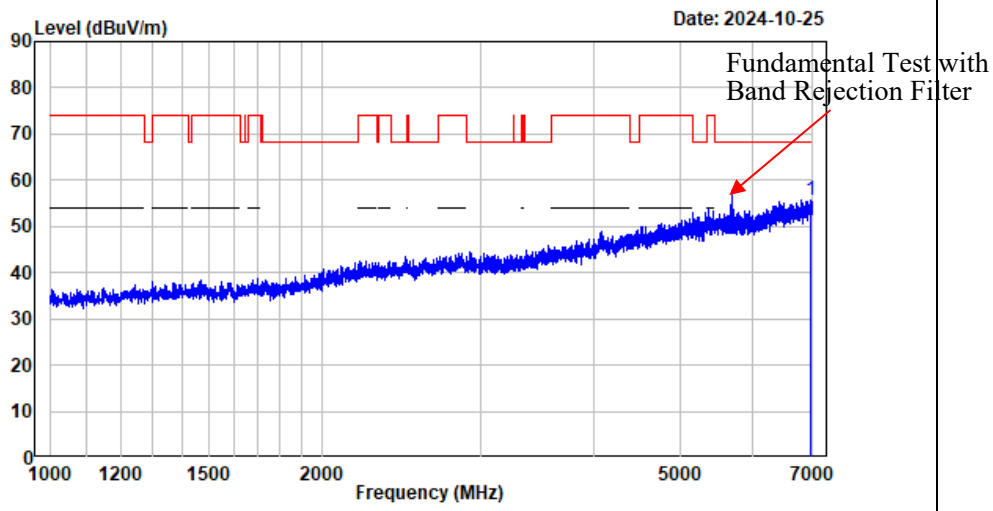

Condition : Horizontal
Project No.: 2401Y48404E-RF
Tester : Zenos Qiao
Note : 5GWiFi-ANT1-Band3-A-5700

	Freq	Factor	Read Level	Level	Limit Line	Over Limit	Remark
	MHz	dB/m	dBuV	dBuV/m	dBuV/m	dB	
1	6960.995	8.69	47.00	55.69	68.20	-12.51	Peak

Vertical

1-7GHz

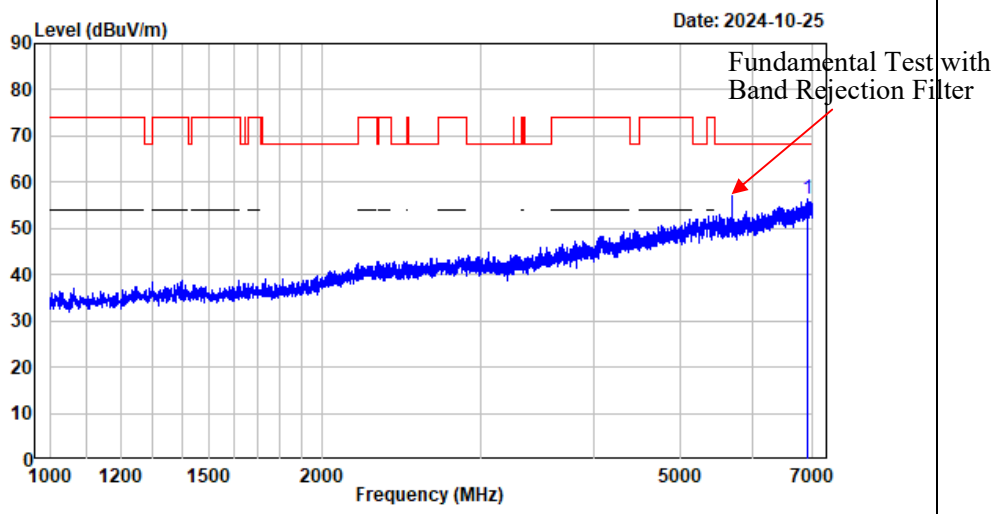

Condition : Vertical
Project No.: 2401Y48404E-RF
Tester : Zenos Qiao
Note : 5GWiFi-ANT1-Band3-A-5700

	Freq	Factor	Read Level	Level	Limit Line	Over Limit	Remark
	MHz	dB/m	dBuV	dBuV/m	dBuV/m	dB	
1	6910.739	8.22	48.15	56.37	68.20	-11.83	Peak

Horizontal -Peak

7-18GHz

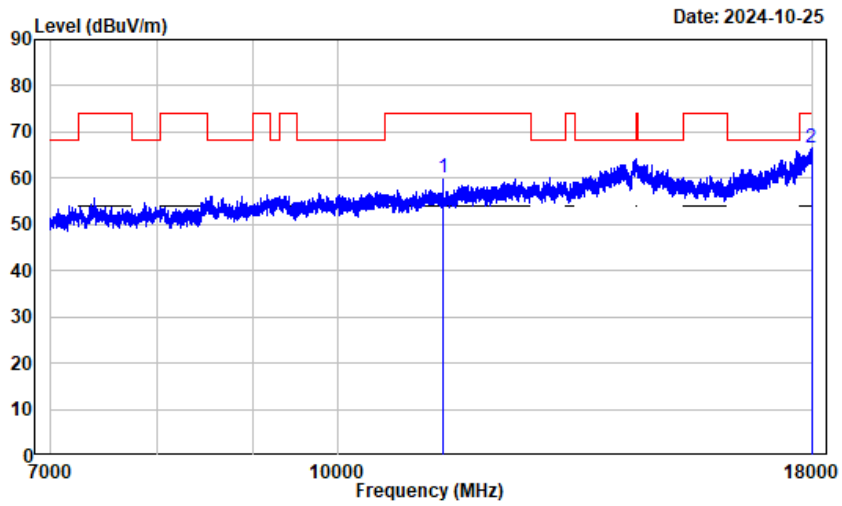

Condition : Horizontal
Project No.: 2401Y48404E-RF
Tester : Zenos Qiao
Note : 5GWiFi-ANT1-Band3-A-5700

	Freq	Factor	Read Level	Level	Limit Line	Over Limit	Remark
	MHz	dB/m	dBuV	dBuV/m	dBuV/m	dB	
1	11400.000	14.08	46.04	60.12	74.00	-13.88	Peak
2	17972.500	24.43	42.26	66.69	74.00	-7.31	Peak

Horizontal -Average

7-18GHz

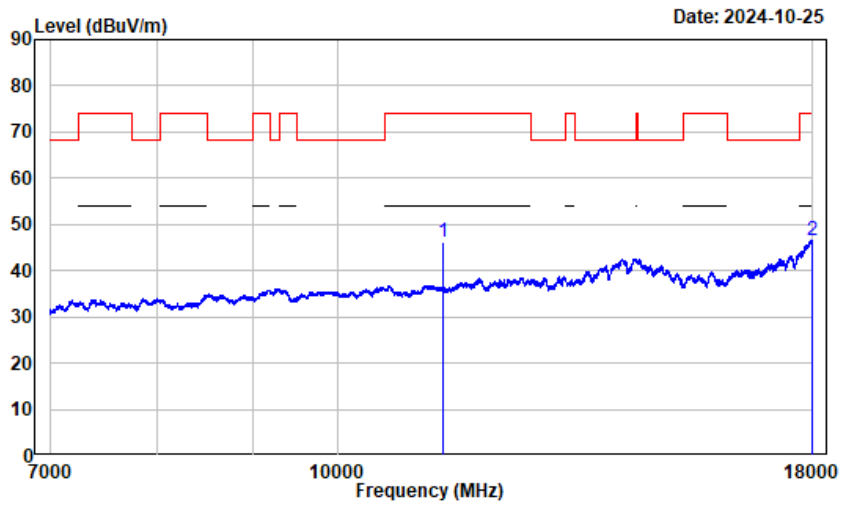

Condition : Horizontal
Project No.: 2401Y48404E-RF
Tester : Zenos Qiao
Note : 5GWiFi-ANT1-Band3-A-5700

	Freq	Factor	Read Level	Level	Limit Line	Over Limit	Remark
	MHz	dB/m	dBuV	dBuV/m	dBuV/m	dB	
1	11400.000	14.08	31.99	46.07	54.00	-7.93	Average
2	17995.880	24.59	21.97	46.56	54.00	-7.44	Average

Note: Spectrum analyzer setting: RBW=1 MHz, VBW=5 kHz

Vertical -Peak

7-18GHz

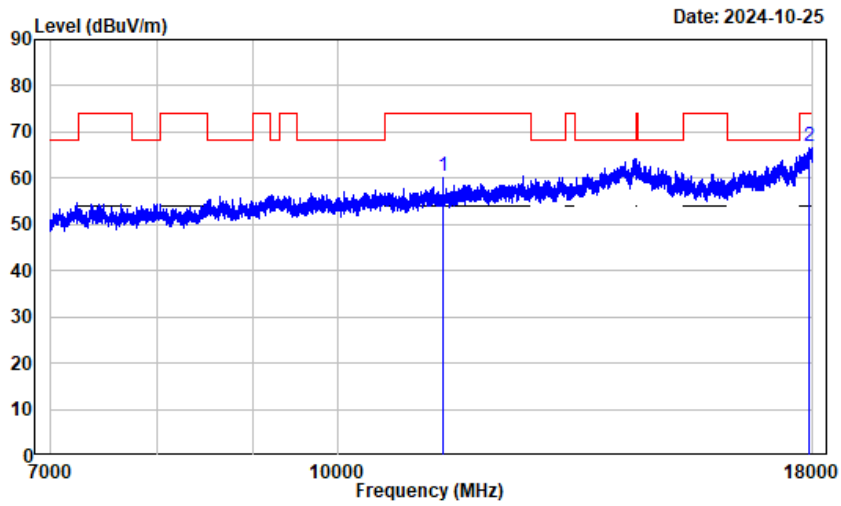

Condition : Vertical
Project No.: 2401Y48404E-RF
Tester : Zenos Qiao
Note : 5GWiFi-ANT1-Band3-A-5700

	Freq	Factor	Read Level	Level	Limit Line	Over Limit	Remark
	MHz	dB/m	dBuV	dBuV/m	dBuV/m	dB	
1	11400.000	14.08	46.27	60.35	74.00	-13.65	Peak
2	17922.990	24.08	42.75	66.83	74.00	-7.17	Peak

Vertical -Average

7-18GHz

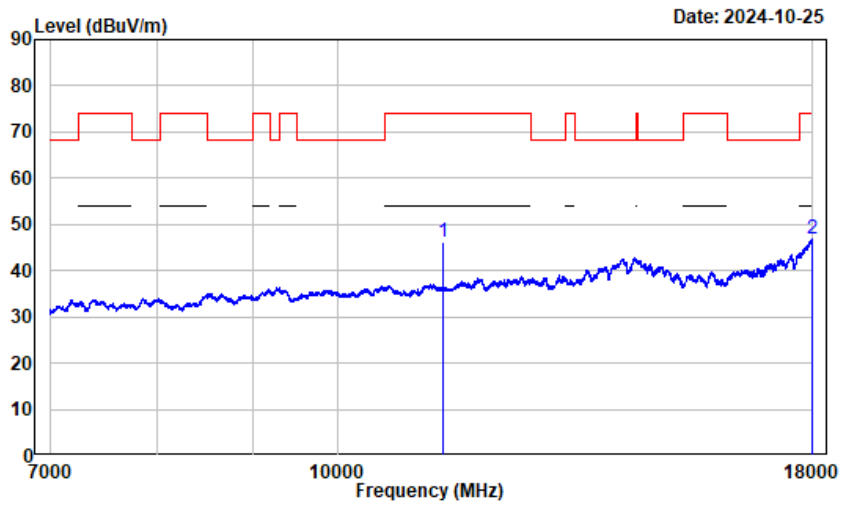

Condition : Vertical
Project No.: 2401Y48404E-RF
Tester : Zenos Qiao
Note : 5GWiFi-ANT1-Band3-A-5700

	Freq	Factor	Read Level	Level	Limit Line	Over Limit	Remark
	MHz	dB/m	dBuV	dBuV/m	dBuV/m	dB	
1	11400.000	14.08	32.16	46.24	54.00	-7.76	Average
2	17976.620	24.45	22.27	46.72	54.00	-7.28	Average

Note: Spectrum analyzer setting: RBW=1 MHz, VBW=5 kHz

802.11ac20

Horizontal

1-7GHz

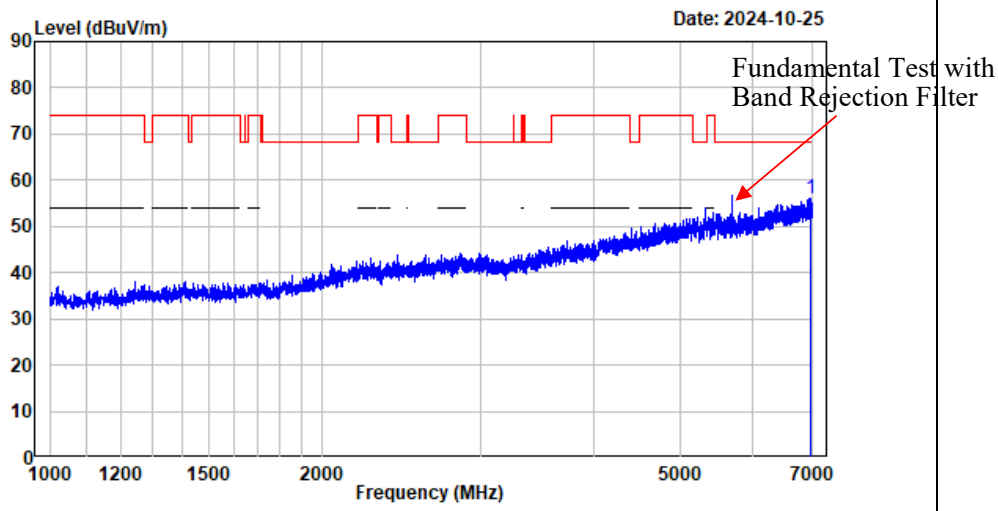

Condition : Horizontal
Project No.: 2401Y48404E-RF
Tester : Zenos Qiao
Note : 5GWiFi-Band3-AC20-5700

	Freq	Factor	Read Level	Level	Limit Line	Over Limit	Remark
	MHz	dB/m	dBuV	dBuV/m	dBuV/m	dB	
1	6959.495	8.68	47.42	56.10	68.20	-12.10	Peak

Vertical

1-7GHz

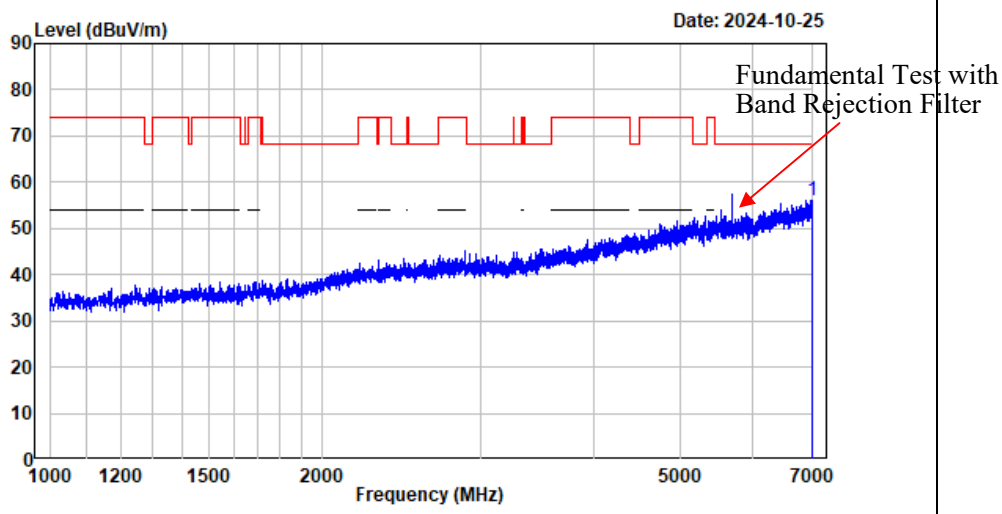

Condition : Vertical
Project No.: 2401Y48404E-RF
Tester : Zenos Qiao
Note : 5GWiFi-Band3-AC20-5700

	Freq	Factor	Read Level	Level	Limit Line	Over Limit	Remark
	MHz	dB/m	dBuV	dBuV/m	dBuV/m	dB	
1	6989.499	8.63	47.34	55.97	68.20	-12.23	Peak

Horizontal -Peak

7-18GHz

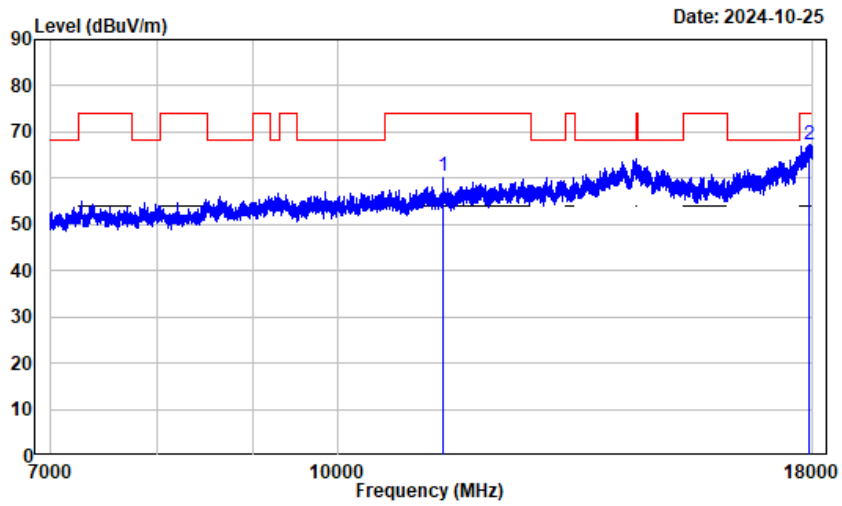

Condition : Horizontal
Project No.: 2401Y48404E-RF
Tester : Zenos Qiao
Note : 5GWiFi-Band3-AC20-5700

	Freq	Factor	Read Level	Level	Limit Line	Over Limit	Remark
	MHz	dB/m	dBuV	dBuV/m	dBuV/m	dB	
1	11400.000	14.08	46.38	60.46	74.00	-13.54	Peak
2	17913.360	24.00	43.33	67.33	74.00	-6.67	Peak

Horizontal -Average

7-18GHz

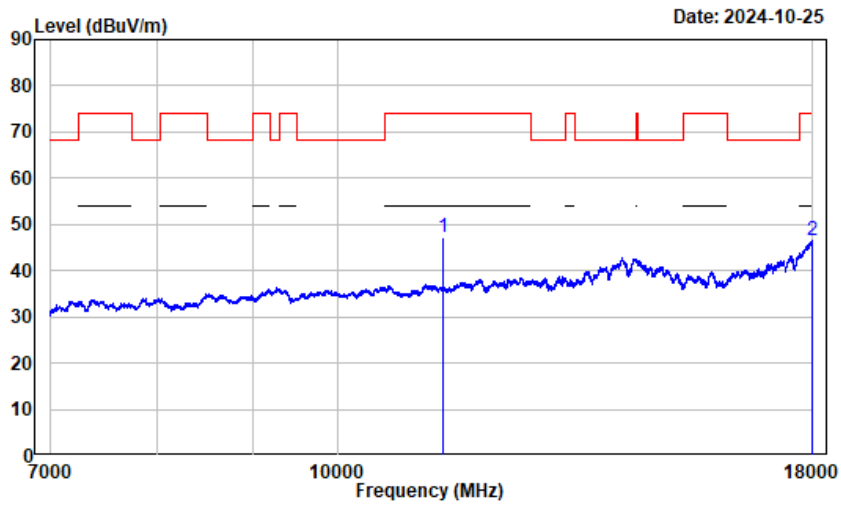

Condition : Horizontal
Project No.: 2401Y48404E-RF
Tester : Zenos Qiao
Note : 5GWiFi-Band3-AC20-5700

	Freq	Factor	Read Level	Level	Limit Line	Over Limit	Remark
	MHz	dB/m	dBuV	dBuV/m	dBuV/m	dB	
1	11400.000	14.08	33.13	47.21	54.00	-6.79	Average
2	17991.750	24.56	22.08	46.64	54.00	-7.36	Average

Note: Spectrum analyzer setting: RBW=1 MHz, VBW=5 kHz

Vertical -Peak

7-18GHz

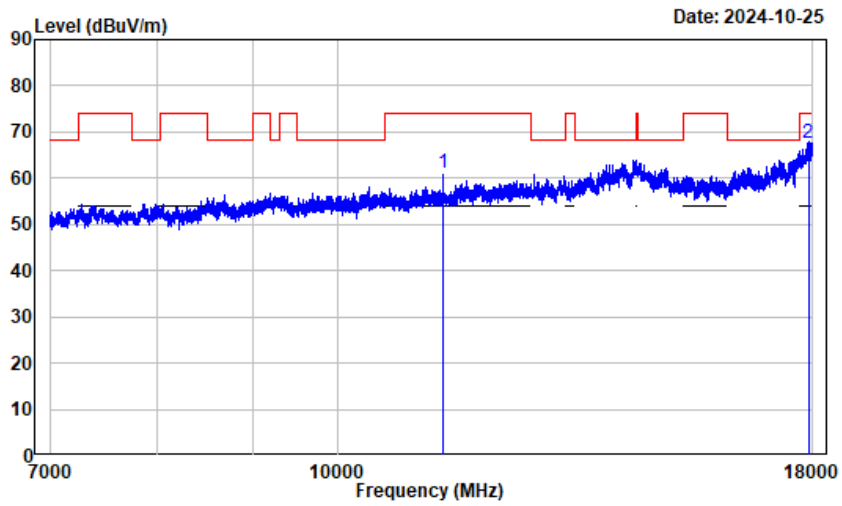

Condition : Vertical
Project No.: 2401Y48404E-RF
Tester : Zenos Qiao
Note : 5GWiFi-Band3-AC20-5700

	Freq	Factor	Read Level	Level	Limit Line	Over Limit	Remark
	MHz	dB/m	dBuV	dBuV/m	dBuV/m	dB	
1	11400.000	14.08	47.05	61.13	74.00	-12.87	Peak
2	17903.740	23.94	43.62	67.56	74.00	-6.44	Peak

Vertical -Average

7-18GHz

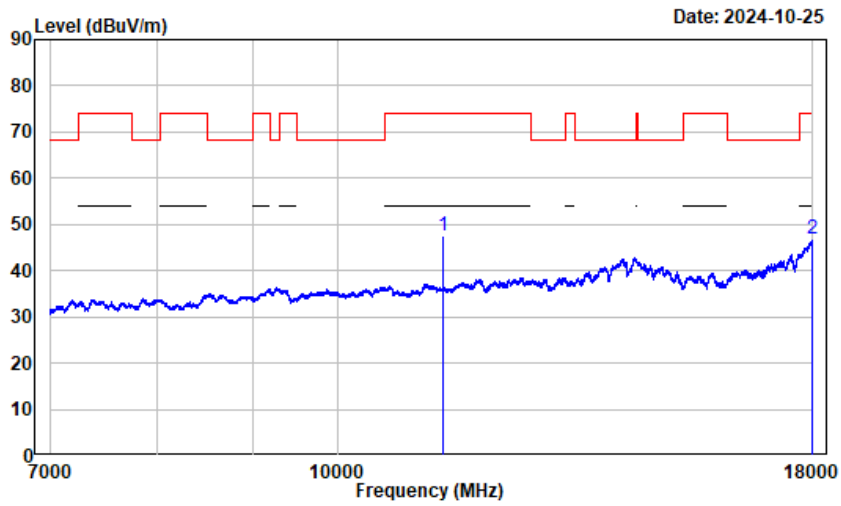

Condition : Vertical
Project No.: 2401Y48404E-RF
Tester : Zenos Qiao
Note : 5GWiFi-Band3-AC20-5700

	Freq	Factor	Read Level	Level	Limit Line	Over Limit	Remark
	MHz	dB/m	dBuV	dBuV/m	dBuV/m	dB	
1	11400.000	14.08	33.57	47.65	54.00	-6.35	Average
2	17998.630	24.61	22.25	46.86	54.00	-7.14	Average

Note: Spectrum analyzer setting: RBW=1 MHz, VBW=5 kHz

802.11ac40

Horizontal

1-7GHz

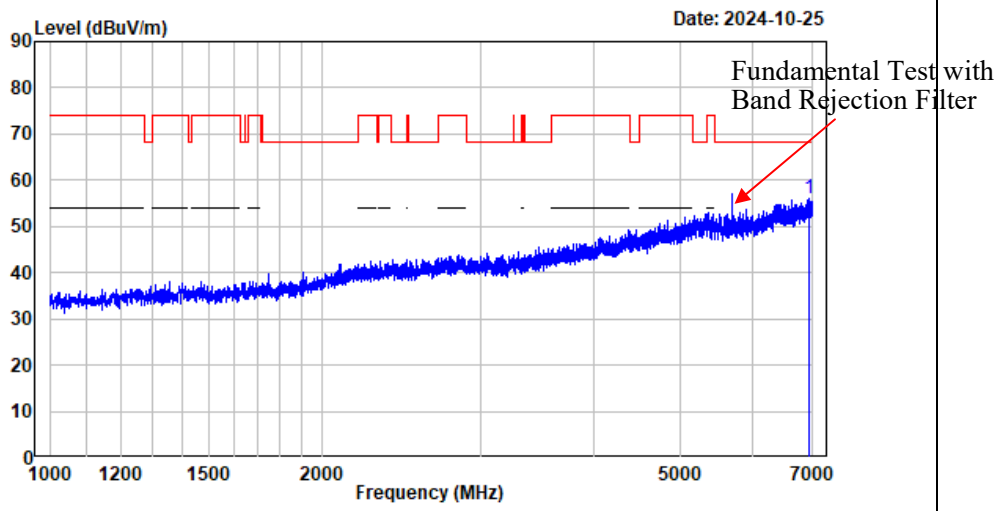

Condition : Horizontal
Project No.: 2401Y48404E-RF
Tester : Zenos Qiao
Note : 5GWiFi-Band3-AC40-5710

	Freq	Factor	Read Level	Level	Limit Line	Over Limit	Remark
	MHz	dB/m	dBuV	dBuV/m	dBuV/m	dB	
1	6946.743	8.66	47.43	56.09	68.20	-12.11	Peak

Vertical

1-7GHz

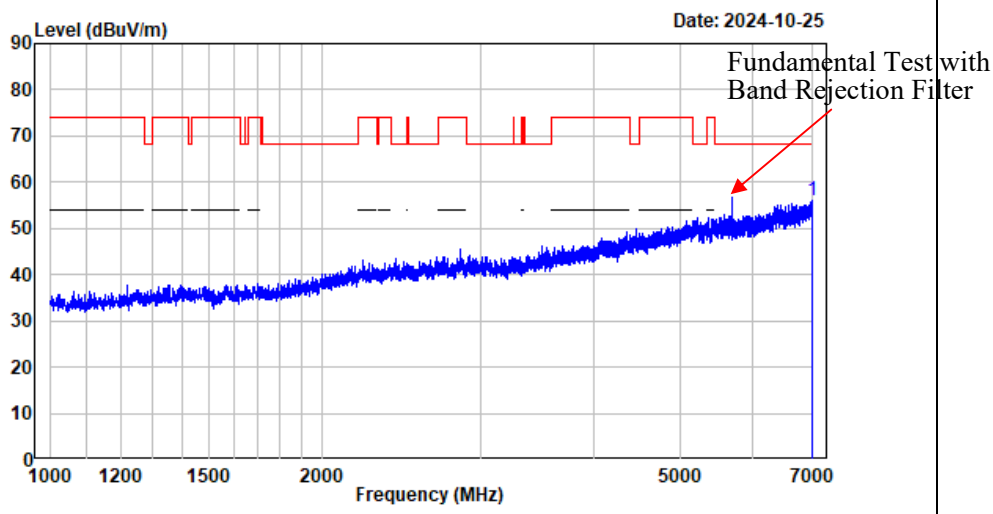

Condition : Vertical
Project No.: 2401Y48404E-RF
Tester : Zenos Qiao
Note : 5GWiFi-Band3-AC40-5710

	Freq	Factor	Read Level	Level	Limit Line	Over Limit	Remark
	MHz	dB/m	dBuV	dBuV/m	dBuV/m	dB	
1	6991.749	8.62	47.43	56.05	68.20	-12.15	Peak

Horizontal -Peak

7-18GHz

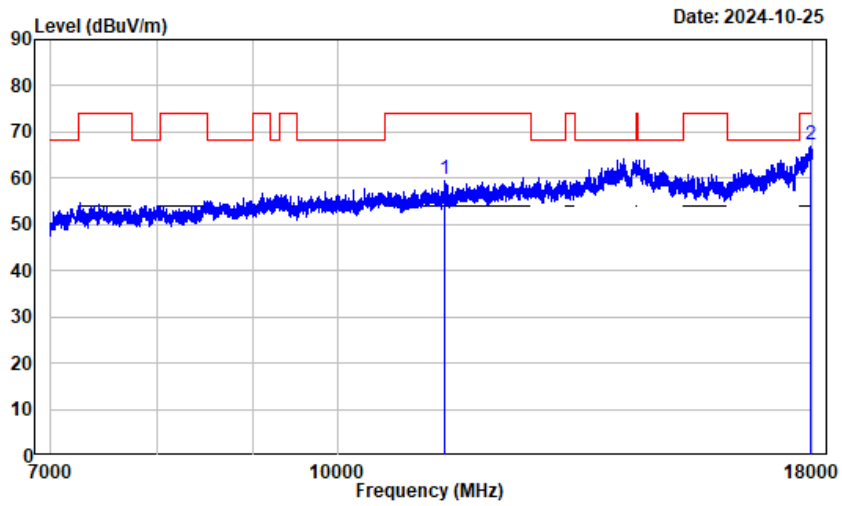

Condition : Horizontal
Project No.: 2401Y48404E-RF
Tester : Zenos Qiao
Note : 5GWiFi-Band3-AC40-5710

	Freq	Factor	Read Level	Level	Limit Line	Over Limit	Remark
	MHz	dB/m	dBuV	dBuV/m	dBuV/m	dB	
1	11420.000	14.08	45.85	59.93	74.00	-14.07	Peak
2	17946.370	24.23	42.89	67.12	74.00	-6.88	Peak

Horizontal -Average

7-18GHz

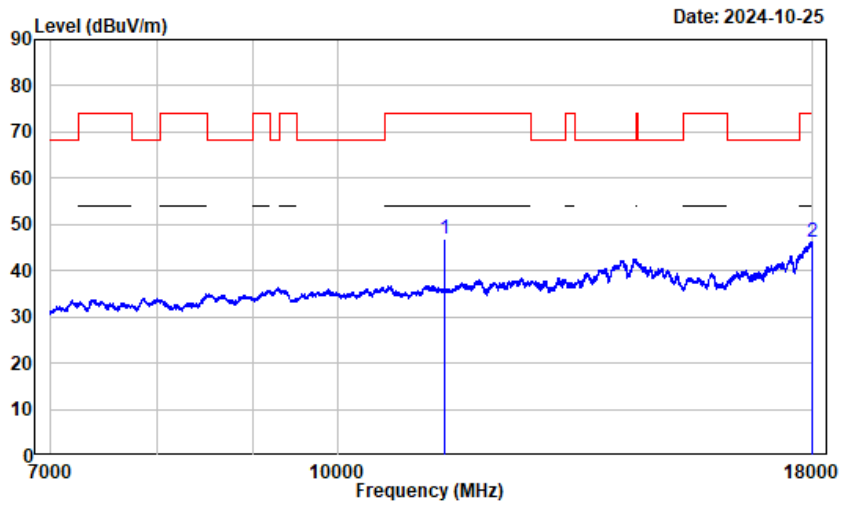

Condition : Horizontal
Project No.: 2401Y48404E-RF
Tester : Zenos Qiao
Note : 5GWiFi-Band3-AC40-5710

	Freq	Factor	Read Level	Level	Limit Line	Over Limit	Remark
	MHz	dB/m	dBuV	dBuV/m	dBuV/m	dB	
1	11420.000	14.08	32.62	46.70	54.00	-7.30	Average
2	17998.630	24.61	21.70	46.31	54.00	-7.69	Average

Note: Spectrum analyzer setting: RBW=1 MHz, VBW=5 kHz

Vertical -Peak

7-18GHz

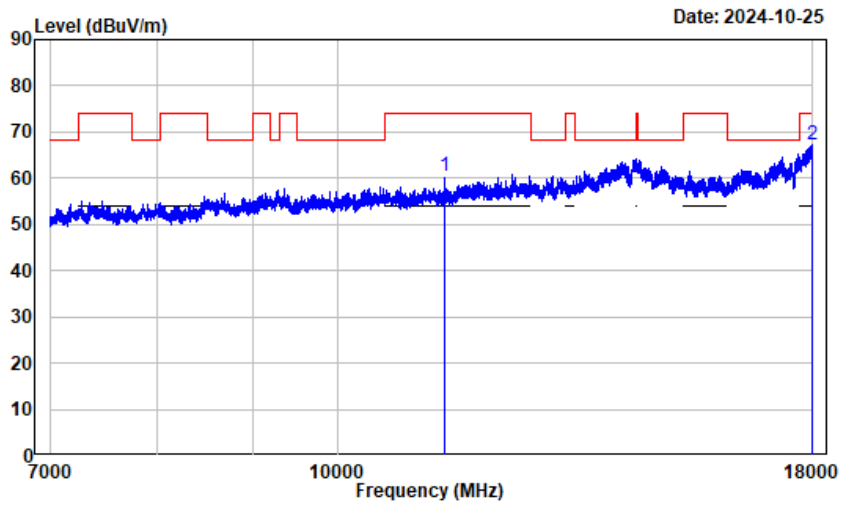

Condition : Vertical
Project No.: 2401Y48404E-RF
Tester : Zenos Qiao
Note : 5GWiFi-Band3-AC40-5710

	Freq	Factor	Read Level	Level	Limit Line	Over Limit	Remark
	MHz	dB/m	dBuV	dBuV/m	dBuV/m	dB	
1	11420.000	14.08	46.54	60.62	74.00	-13.38	Peak
2	17986.250	24.52	42.85	67.37	74.00	-6.63	Peak

Vertical -Average

7-18GHz

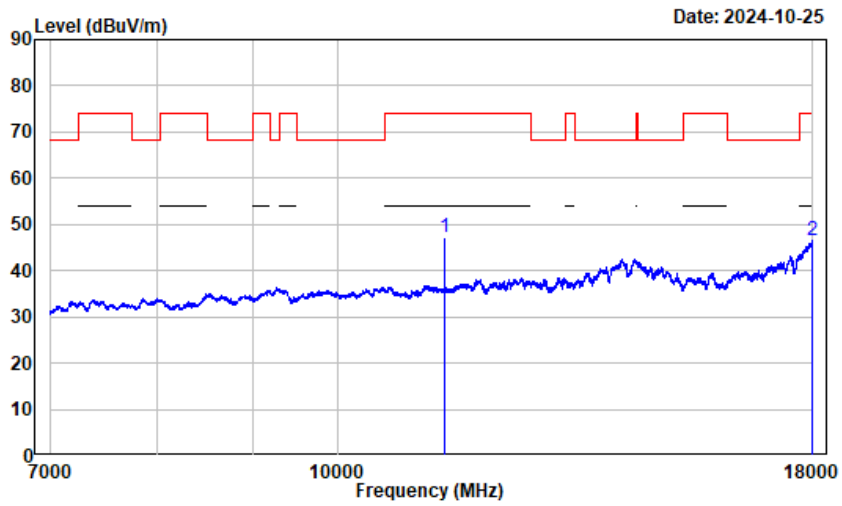

Condition : Vertical
Project No.: 2401Y48404E-RF
Tester : Zenos Qiao
Note : 5GWiFi-Band3-AC40-5710

	Freq	Factor	Read Level	Level	Limit Line	Over Limit	Remark
	MHz	dB/m	dBuV	dBuV/m	dBuV/m	dB	
1	11420.000	14.08	33.17	47.25	54.00	-6.75	Average
2	17998.630	24.61	21.92	46.53	54.00	-7.47	Average

Note: Spectrum analyzer setting: RBW=1 MHz, VBW=5 kHz

802.11ac80

Horizontal

1-7GHz

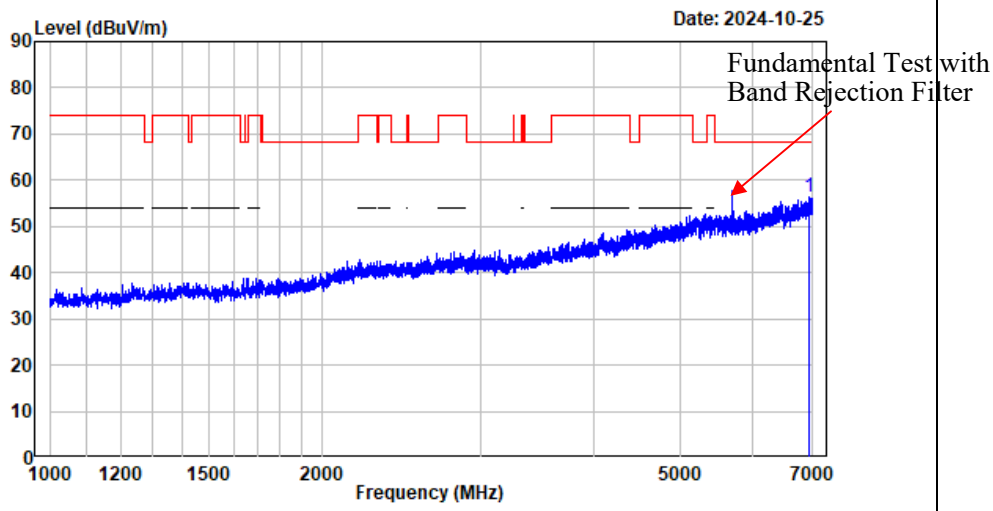

Condition : Horizontal
Project No.: 2401Y48404E-RF
Tester : Zenos Qiao
Note : 5GWiFi-Band3-AC80-5690

	Freq	Factor	Read Level	Level	Limit Line	Over Limit	Remark
	MHz	dB/m	dBuV	dBuV/m	dBuV/m	dB	
1	6924.241	8.37	47.92	56.29	68.20	-11.91	Peak

Vertical

1-7GHz

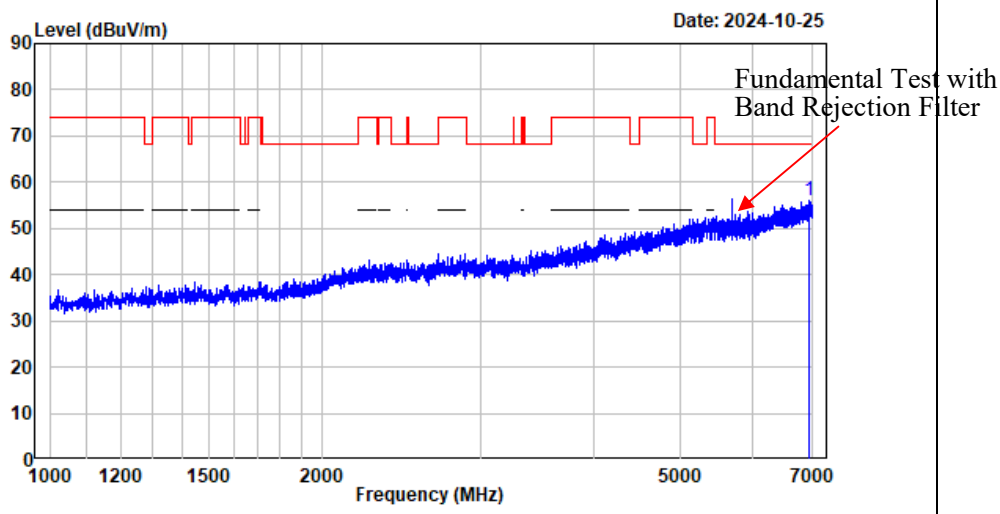

Condition : Vertical
Project No.: 2401Y48404E-RF
Tester : Zenos Qiao
Note : 5GWiFi-Band3-AC80-5690

	Freq	Factor	Read Level	Level	Limit Line	Over Limit	Remark
	MHz	dB/m	dBuV	dBuV/m	dBuV/m	dB	
1	6942.243	8.60	47.49	56.09	68.20	-12.11	Peak

Horizontal -Peak

7-18GHz

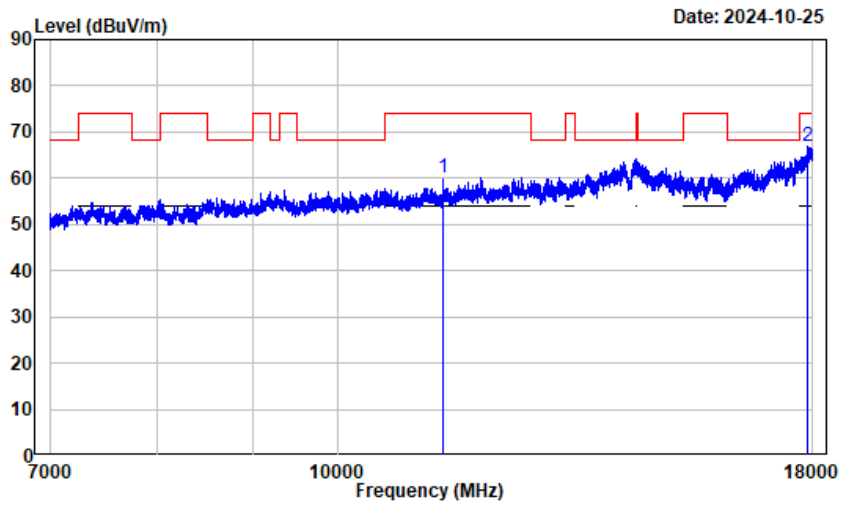

Condition : Horizontal
Project No.: 2401Y48404E-RF
Tester : Zenos Qiao
Note : 5GWiFi-Band3-AC80-5690

	Freq	Factor	Read Level	Level	Limit Line	Over Limit	Remark
	MHz	dB/m	dBuV	dBuV/m	dBuV/m	dB	
1	11380.000	13.99	45.96	59.95	74.00	-14.05	Peak
2	17884.490	23.66	43.20	66.86	74.00	-7.14	Peak

Horizontal -Average

7-18GHz

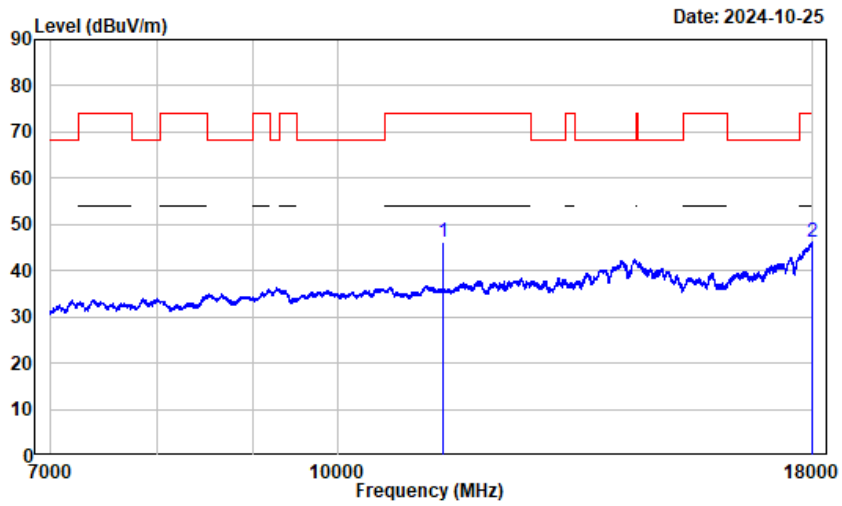

Condition : Horizontal
Project No.: 2401Y48404E-RF
Tester : Zenos Qiao
Note : 5GWiFi-Band3-AC80-5690

	Freq	Factor	Read Level	Level	Limit Line	Over Limit	Remark
	MHz	dB/m	dBuV	dBuV/m	dBuV/m	dB	
1	11380.000	13.99	32.34	46.33	54.00	-7.67	Average
2	17995.880	24.59	21.70	46.29	54.00	-7.71	Average

Note: Spectrum analyzer setting: RBW=1 MHz, VBW=5 kHz

Vertical -Peak

7-18GHz

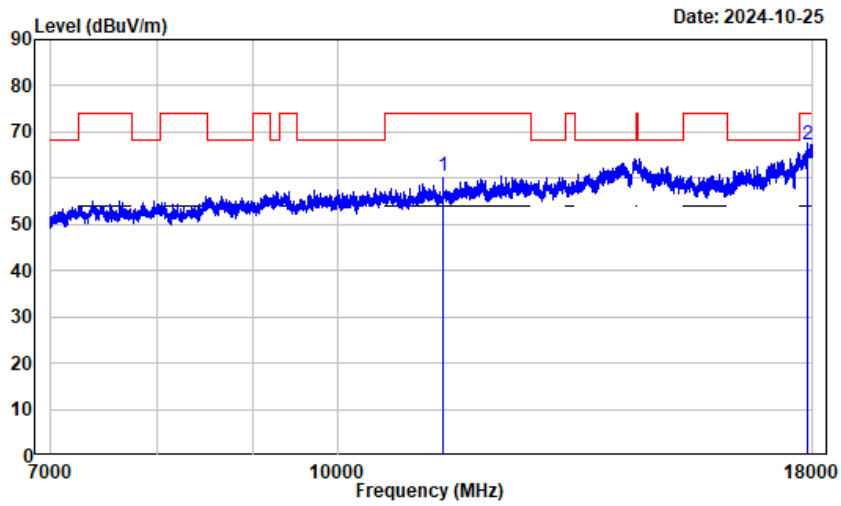

Condition : Vertical
Project No.: 2401Y48404E-RF
Tester : Zenos Qiao
Note : 5GWiFi-Band3-AC80-5690

	Freq	Factor	Read Level	Level	Limit Line	Over Limit	Remark
	MHz	dB/m	dBuV	dBuV/m	dBuV/m	dB	
1	11380.000	13.99	46.45	60.44	74.00	-13.56	Peak
2	17899.610	23.90	43.25	67.15	74.00	-6.85	Peak

Vertical -Average

7-18GHz

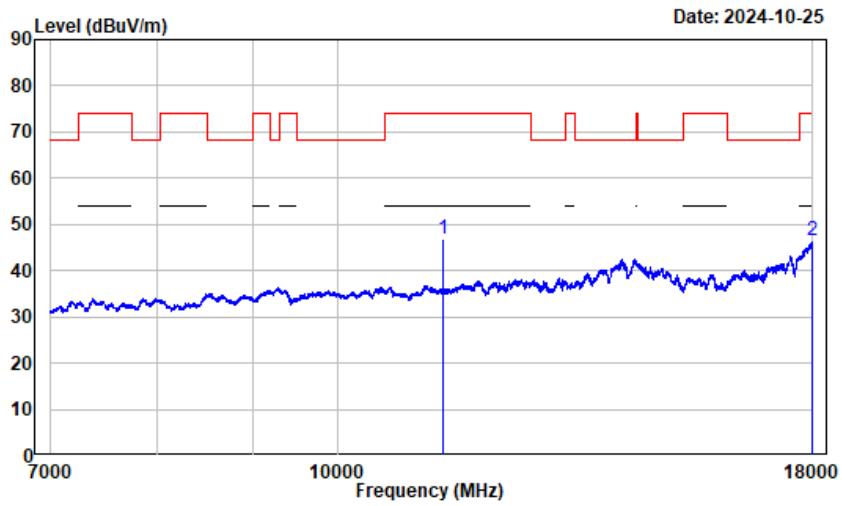

Condition : Vertical
Project No.: 2401Y48404E-RF
Tester : Zenos Qiao
Note : 5GWiFi-Band3-AC80-5690

	Freq	Factor	Read Level	Level	Limit Line	Over Limit	Remark
	MHz	dB/m	dBuV	dBuV/m	dBuV/m	dB	
1	11380.000	13.99	32.79	46.78	54.00	-7.22	Average
2	17984.870	24.51	21.93	46.44	54.00	-7.56	Average

Note: Spectrum analyzer setting: RBW=1 MHz, VBW=5 kHz

802.11ax20

Horizontal

1-7GHz

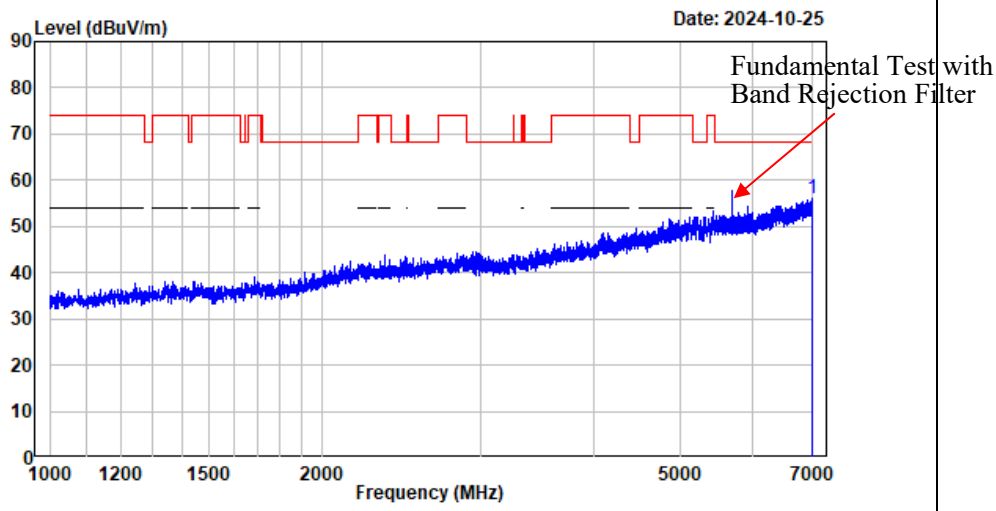

Condition : Horizontal
Project No.: 2401Y48404E-RF
Tester : Zenos Qiao
Note : 5GWiFi-Band3-AX20-5700

	Freq	Factor	Read Level	Level	Limit Line	Over Limit	Remark
	MHz	dB/m	dBuV	dBuV/m	dBuV/m	dB	
1	6993.249	8.62	47.48	56.10	68.20	-12.10	Peak

Vertical

1-7GHz

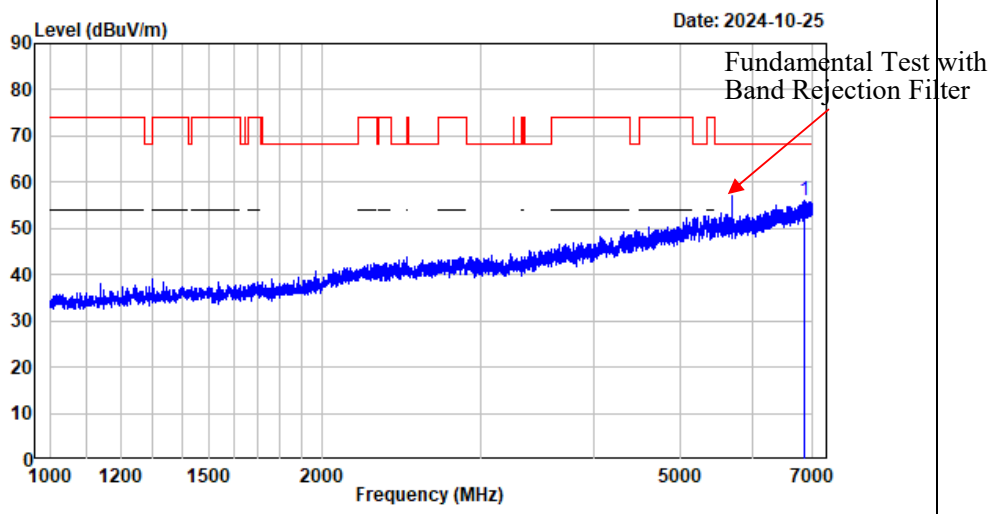

Condition : Vertical
Project No.: 2401Y48404E-RF
Tester : Zenos Qiao
Note : 5GWiFi-Band3-AX20-5700

	Freq	Factor	Read Level	Level	Limit Line	Over Limit	Remark
	MHz	dB/m	dBuV	dBuV/m	dBuV/m	dB	
1	6864.233	7.93	48.20	56.13	68.20	-12.07	Peak

Horizontal -Peak

7-18GHz

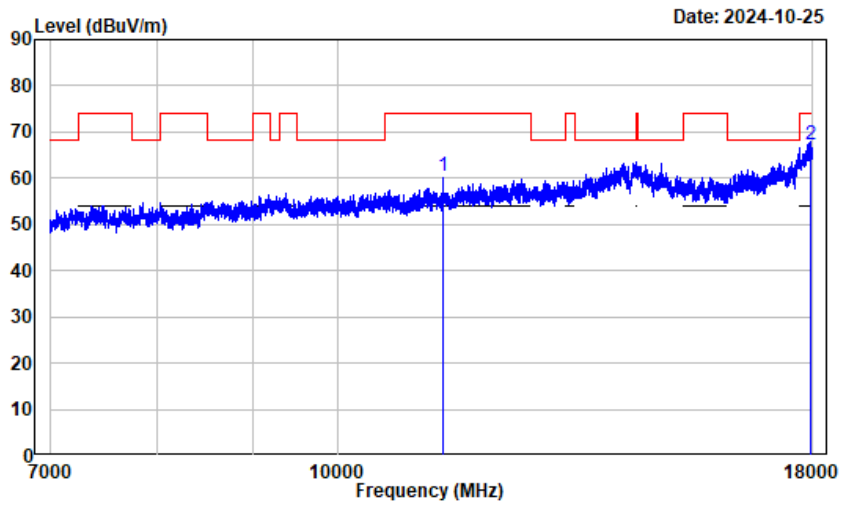

Condition : Horizontal
Project No.: 2401Y48404E-RF
Tester : Zenos Qiao
Note : 5GWiFi-Band3-AX20-5700

	Freq	Factor	Read Level	Level	Limit Line	Over Limit	Remark
	MHz	dB/m	dBuV	dBuV/m	dBuV/m	dB	
1	11400.000	14.08	46.35	60.43	74.00	-13.57	Peak
2	17962.870	24.36	42.95	67.31	74.00	-6.69	Peak

Horizontal -Average

7-18GHz

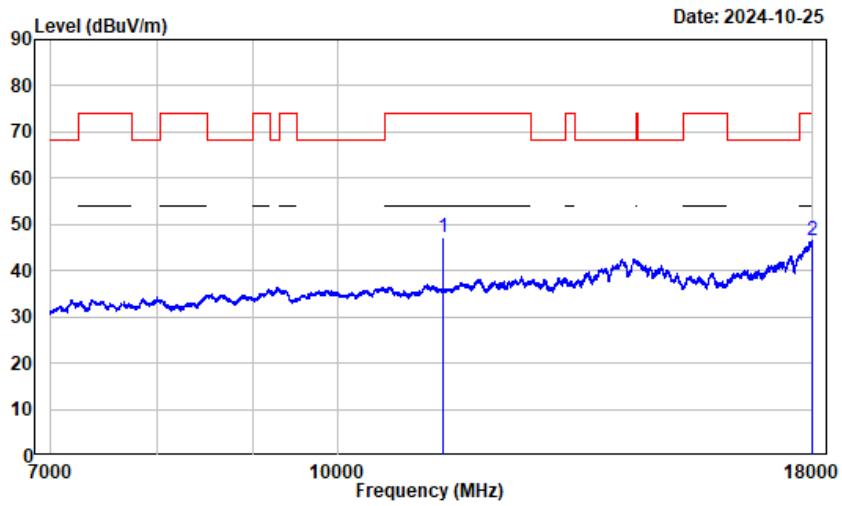

Condition : Horizontal
Project No.: 2401Y48404E-RF
Tester : Zenos Qiao
Note : 5GWiFi-Band3-AX20-5700

	Freq	Factor	Read Level	Level	Limit Line	Over Limit	Remark
	MHz	dB/m	dBuV	dBuV/m	dBuV/m	dB	
1	11400.000	14.08	33.24	47.32	54.00	-6.68	Average
2	17991.750	24.56	21.87	46.43	54.00	-7.57	Average

Note: Spectrum analyzer setting: RBW=1 MHz, VBW=5 kHz

Vertical -Peak

7-18GHz

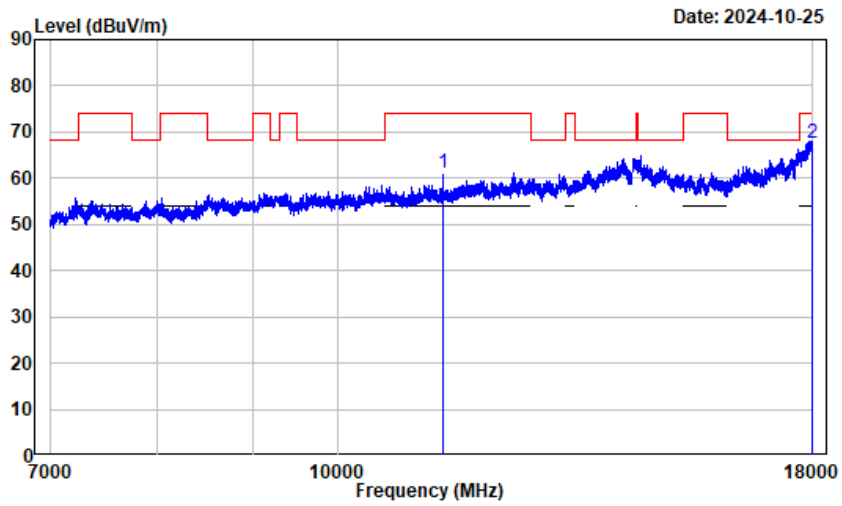

Condition : Vertical
Project No.: 2401Y48404E-RF
Tester : Zenos Qiao
Note : 5GWiFi-Band3-AX20-5700

	Freq	Factor	Read Level	Level	Limit Line	Over Limit	Remark
	MHz	dB/m	dBuV	dBuV/m	dBuV/m	dB	
1	11400.000	14.08	46.89	60.97	74.00	-13.03	Peak
2	17998.630	24.61	42.91	67.52	74.00	-6.48	Peak

Vertical -Average

7-18GHz

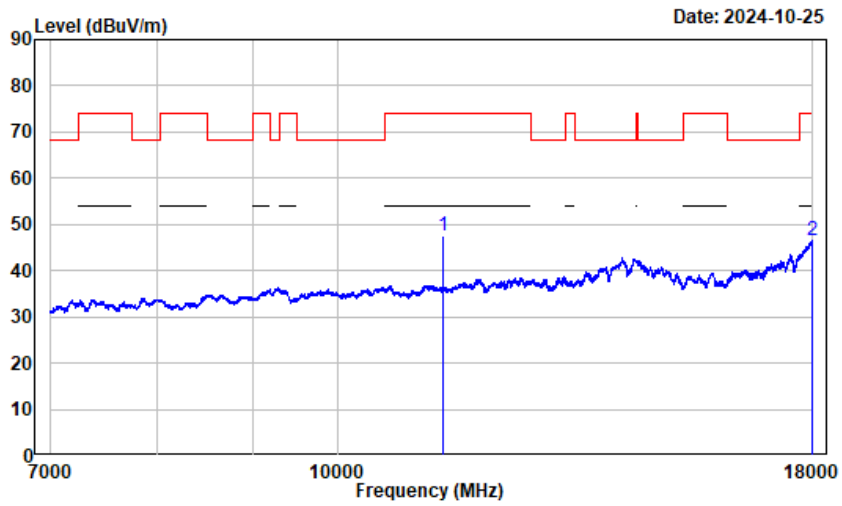

Condition : Vertical
Project No.: 2401Y48404E-RF
Tester : Zenos Qiao
Note : 5GWiFi-Band3-AX20-5700

	Freq	Factor	Read Level	Level	Limit Line	Over Limit	Remark
	MHz	dB/m	dBuV	dBuV/m	dBuV/m	dB	
1	11400.000	14.08	33.61	47.69	54.00	-6.31	Average
2	17995.880	24.59	22.07	46.66	54.00	-7.34	Average

Note: Spectrum analyzer setting: RBW=1 MHz, VBW=5 kHz

802.11ax40

Horizontal

1-7GHz

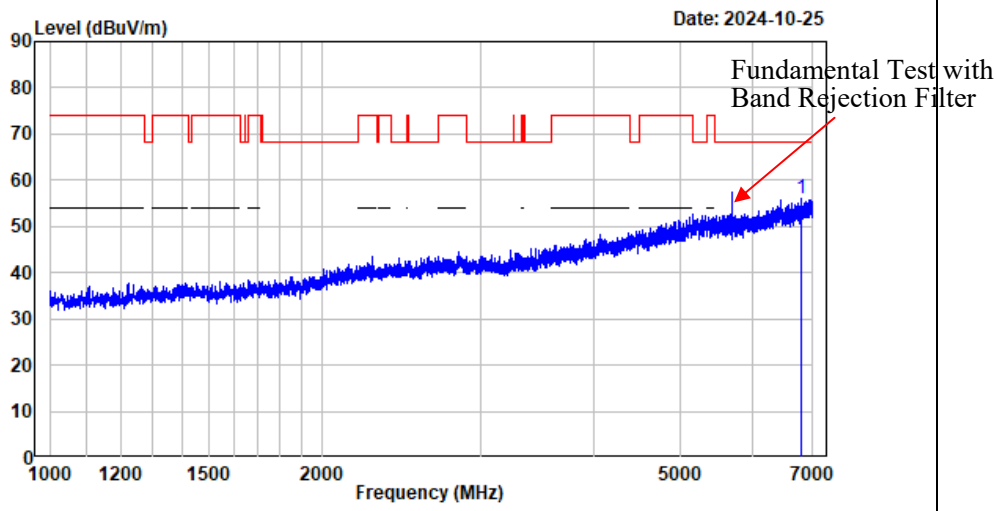

Condition : Horizontal
Project No.: 2401Y48404E-RF
Tester : Zenos Qiao
Note : 5GWiFi-Band3-AX40-5710

	Freq	Factor	Read Level	Level	Limit Line	Over Limit	Remark
	MHz	dB/m	dBuV	dBuV/m	dBuV/m	dB	
1	6804.226	7.40	48.57	55.97	68.20	-12.23	Peak

Vertical

1-7GHz

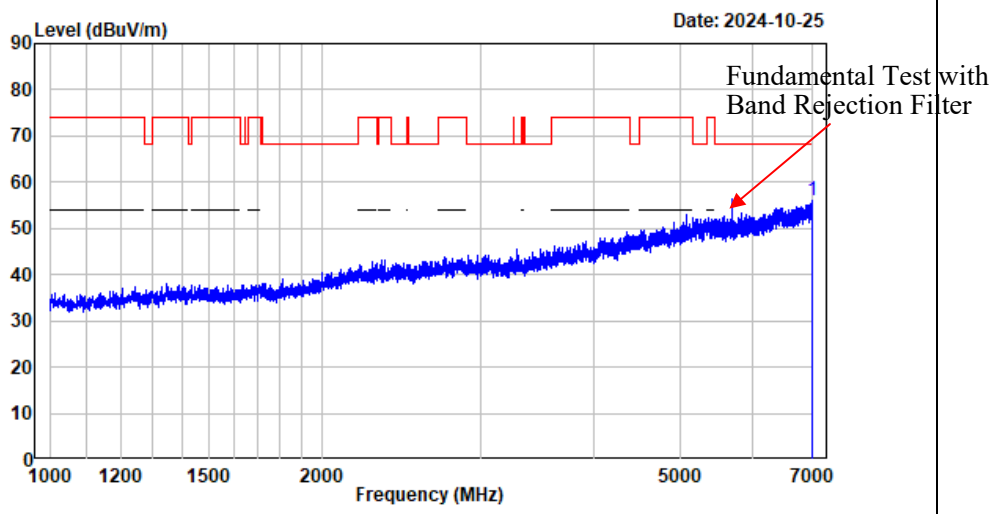

Condition : Vertical
Project No.: 2401Y48404E-RF
Tester : Zenos Qiao
Note : 5GWiFi-Band3-AX40-5710

	Freq	Factor	Read Level	Level	Limit Line	Over Limit	Remark
	MHz	dB/m	dBuV	dBuV/m	dBuV/m	dB	
1	6997.000	8.62	47.42	56.04	68.20	-12.16	Peak

Horizontal -Peak

7-18GHz

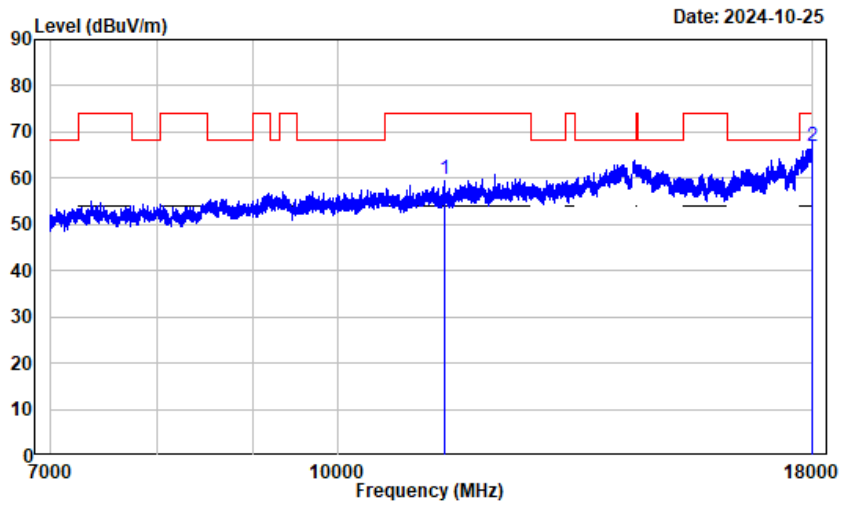

Condition : Horizontal
Project No.: 2401Y48404E-RF
Tester : Zenos Qiao
Note : 5GWiFi-Band3-AX40-5710

	Freq	Factor	Read Level	Level	Limit Line	Over Limit	Remark
	MHz	dB/m	dBuV	dBuV/m	dBuV/m	dB	
1	11420.000	14.08	45.72	59.80	74.00	-14.20	Peak
2	17975.250	24.44	42.50	66.94	74.00	-7.06	Peak

Horizontal -Average

7-18GHz

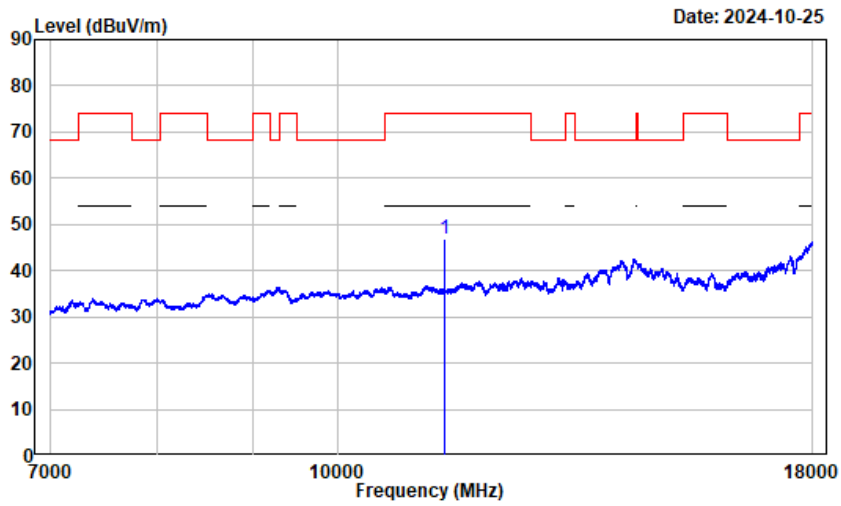

Condition : Horizontal
Project No.: 2401Y48404E-RF
Tester : Zenos Qiao
Note : 5GWiFi-Band3-AX40-5710

	Freq	Factor	Read Level	Level	Limit Line	Over Limit	Remark
	MHz	dB/m	dBuV	dBuV/m	dBuV/m	dB	
1	11420.000	14.08	32.83	46.91	54.00	-7.09	Average
2	18000.000	24.62	21.87	46.49	54.00	-7.51	Average

Note: Spectrum analyzer setting: RBW=1 MHz, VBW=5 kHz

Vertical -Peak

7-18GHz

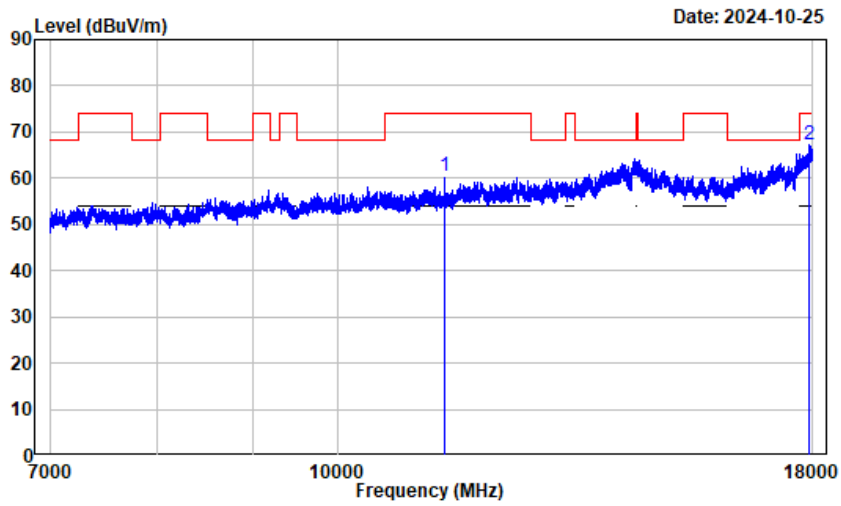

Condition : Vertical
Project No.: 2401Y48404E-RF
Tester : Zenos Qiao
Note : 5GWiFi-Band3-AX40-5710

	Freq	Factor	Read Level	Level	Limit Line	Over Limit	Remark
	MHz	dB/m	dBuV	dBuV/m	dBuV/m	dB	
1	11420.000	14.08	46.36	60.44	74.00	-13.56	Peak
2	17924.370	24.09	43.06	67.15	74.00	-6.85	Peak

Vertical -Average

7-18GHz

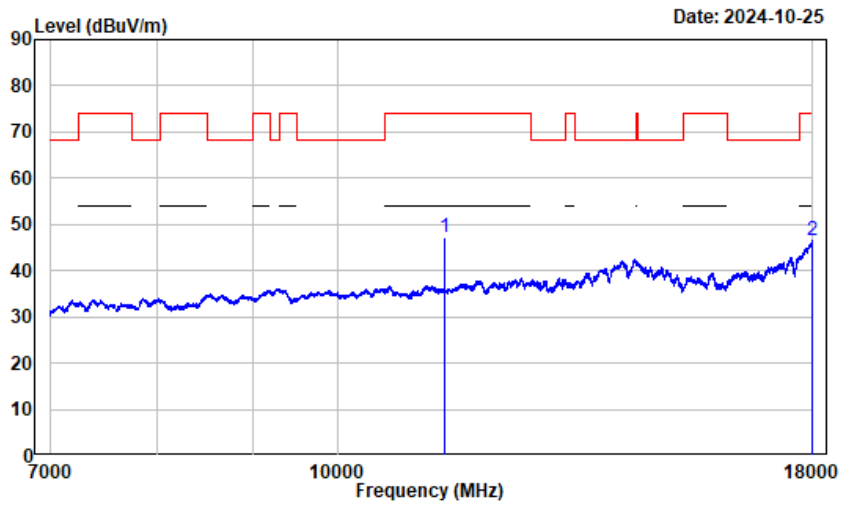

Condition : Vertical
Project No.: 2401Y48404E-RF
Tester : Zenos Qiao
Note : 5GWiFi-Band3-AX40-5710

	Freq	Factor	Read Level	Level	Limit Line	Over Limit	Remark
	MHz	dB/m	dBuV	dBuV/m	dBuV/m	dB	
1	11420.000	14.08	33.29	47.37	54.00	-6.63	Average
2	17995.880	24.59	22.07	46.66	54.00	-7.34	Average

Note: Spectrum analyzer setting: RBW=1 MHz, VBW=5 kHz

802.11ax80

Horizontal

1-7GHz

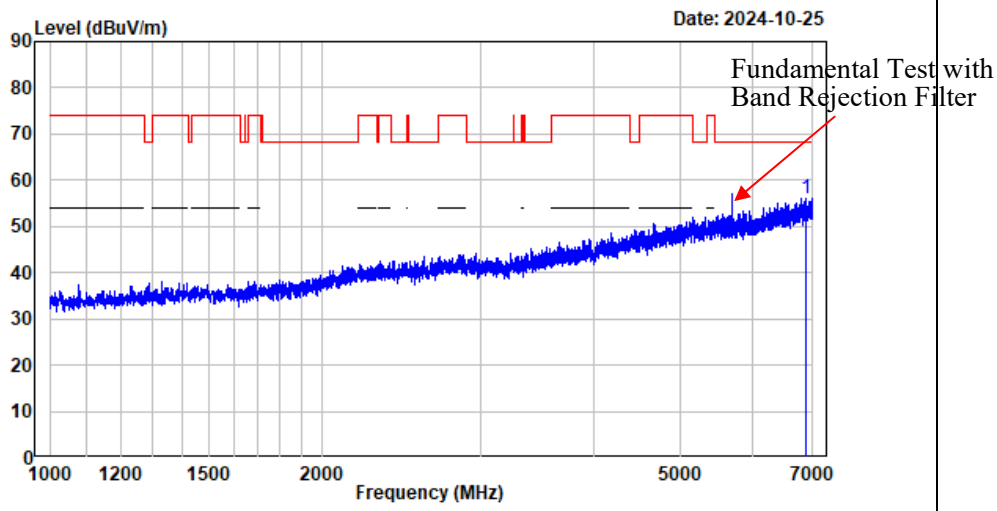

Condition : Horizontal
Project No.: 2401Y48404E-RF
Tester : Zenos Qiao
Note : 5GWiFi-Band3-AX80-5690

	Freq	Factor	Read Level	Level	Limit Line	Over Limit	Remark
	MHz	dB/m	dBuV	dBuV/m	dBuV/m	dB	
1	6873.984	7.97	48.22	56.19	68.20	-12.01	Peak

Vertical

1-7GHz

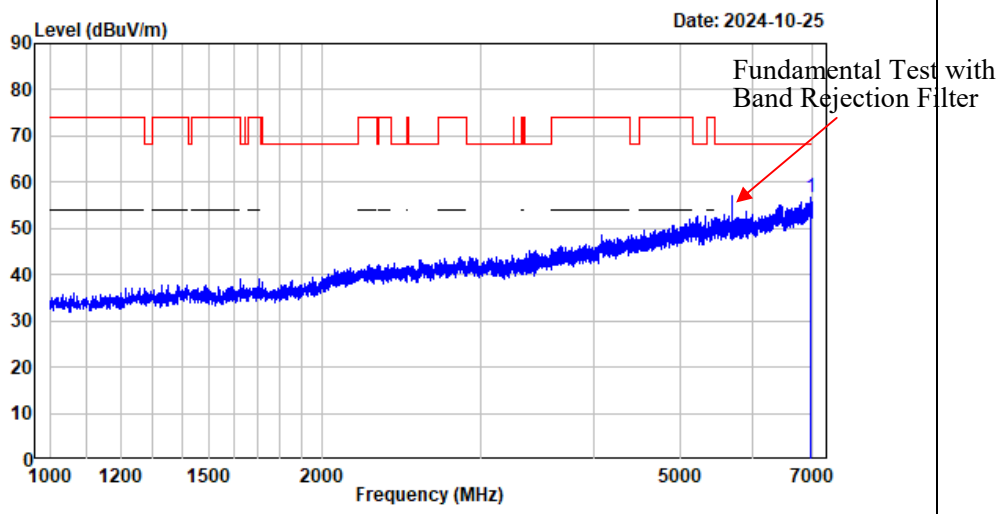

Condition : Vertical
Project No.: 2401Y48404E-RF
Tester : Zenos Qiao
Note : 5GWiFi-Band3-AX80-5690

	Freq	Factor	Read Level	Level	Limit Line	Over Limit	Remark
	MHz	dB/m	dBuV	dBuV/m	dBuV/m	dB	
1	6964.746	8.67	48.20	56.87	68.20	-11.33	Peak

Horizontal -Peak

7-18GHz

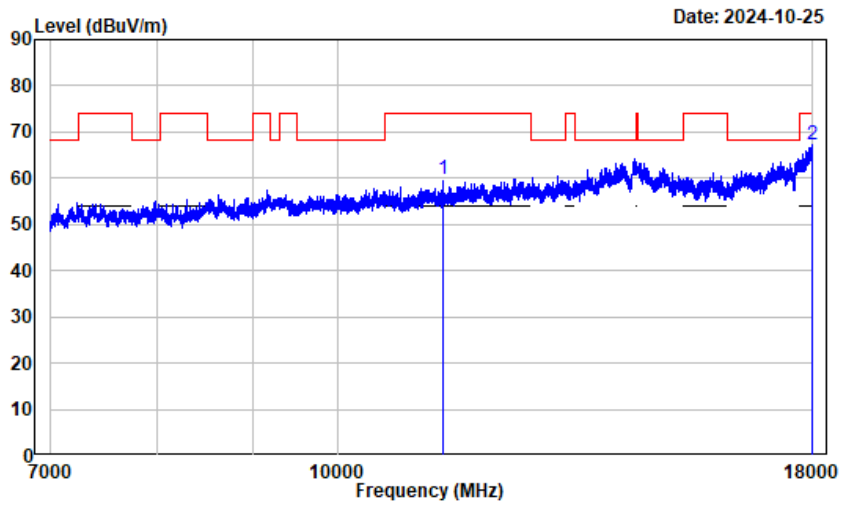

Condition : Horizontal
Project No.: 2401Y48404E-RF
Tester : Zenos Qiao
Note : 5GWiFi-Band3-AX80-5690

	Freq	Factor	Read Level	Level	Limit Line	Over Limit	Remark
	MHz	dB/m	dBuV	dBuV/m	dBuV/m	dB	
1	11380.000	13.99	45.87	59.86	74.00	-14.14	Peak
2	17982.120	24.48	42.77	67.25	74.00	-6.75	Peak

Horizontal -Average

7-18GHz

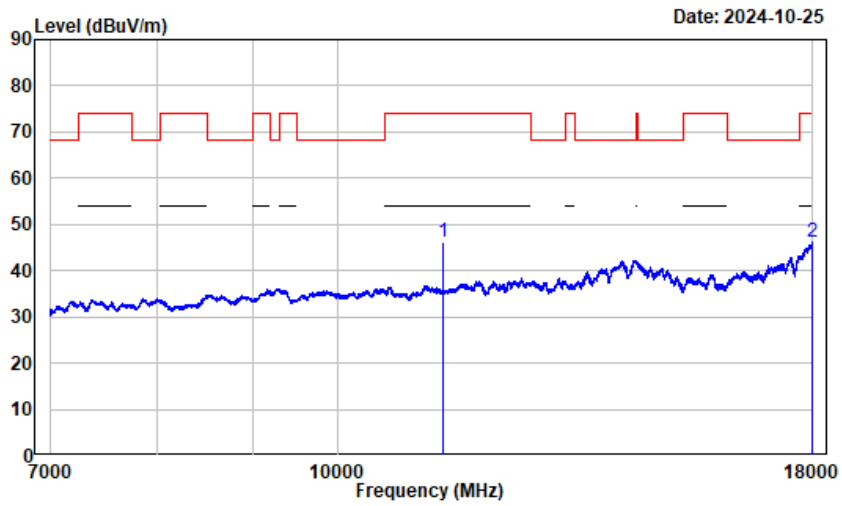

Condition : Horizontal
Project No.: 2401Y48404E-RF
Tester : Zenos Qiao
Note : 5GWiFi-Band3-AX80-5690

	Freq	Factor	Read Level	Level	Limit Line	Over Limit	Remark
	MHz	dB/m	dBuV	dBuV/m	dBuV/m	dB	
1	11380.000	13.99	32.28	46.27	54.00	-7.73	Average
2	17995.880	24.59	21.72	46.31	54.00	-7.69	Average

Note: Spectrum analyzer setting: RBW=1 MHz, VBW=5 kHz

Vertical -Peak

7-18GHz

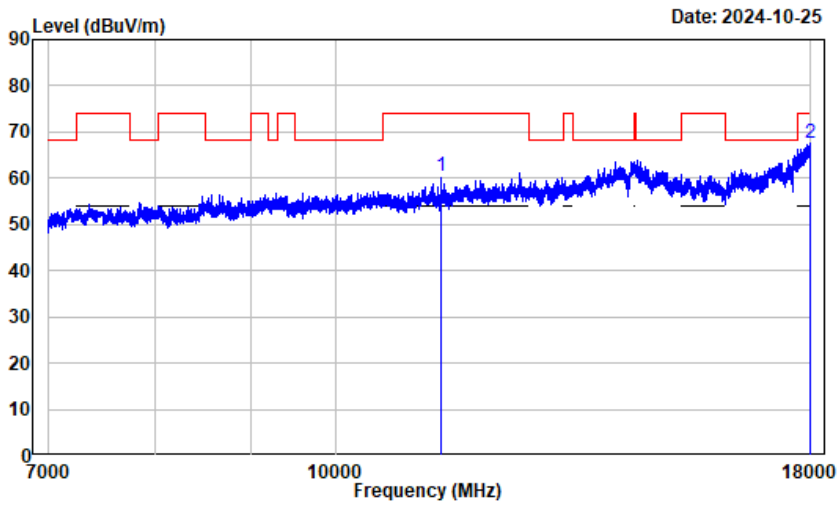

Condition : Vertical
Project No.: 2401Y48404E-RF
Tester : Zenos Qiao
Note : 5GWiFi-Band3-AX80-5690

	Freq	Factor	Read Level	Level	Limit Line	Over Limit	Remark
	MHz	dB/m	dBuV	dBuV/m	dBuV/m	dB	
1	11380.000	13.99	46.36	60.35	74.00	-13.65	Peak
2	17975.250	24.44	43.14	67.58	74.00	-6.42	Peak

Vertical -Average

7-18GHz

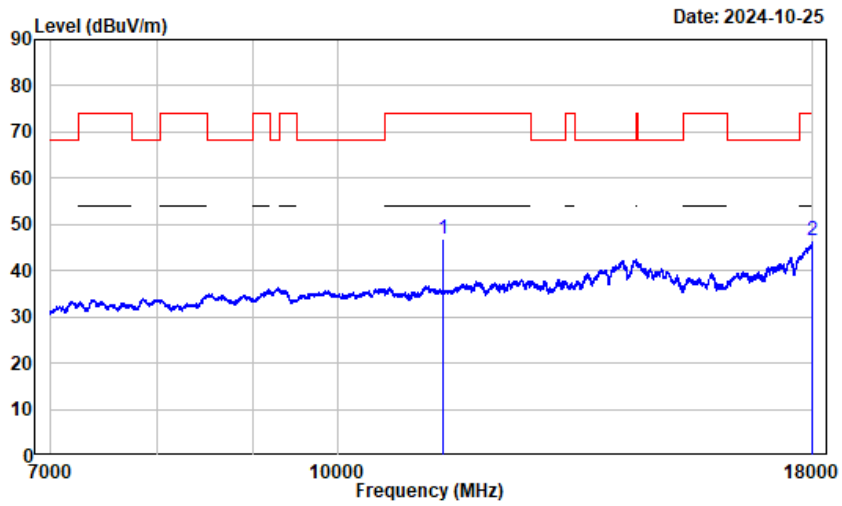

Condition : Vertical
Project No.: 2401Y48404E-RF
Tester : Zenos Qiao
Note : 5GWiFi-Band3-AX80-5690

	Freq	Factor	Read Level	Level	Limit Line	Over Limit	Remark
	MHz	dB/m	dBuV	dBuV/m	dBuV/m	dB	
1	11380.000	13.99	32.72	46.71	54.00	-7.29	Average
2	17997.250	24.60	21.93	46.53	54.00	-7.47	Average

Note: Spectrum analyzer setting: RBW=1 MHz, VBW=5 kHz

5725-5850 MHz

802.11a_ANT0

Horizontal	
1-7GHz	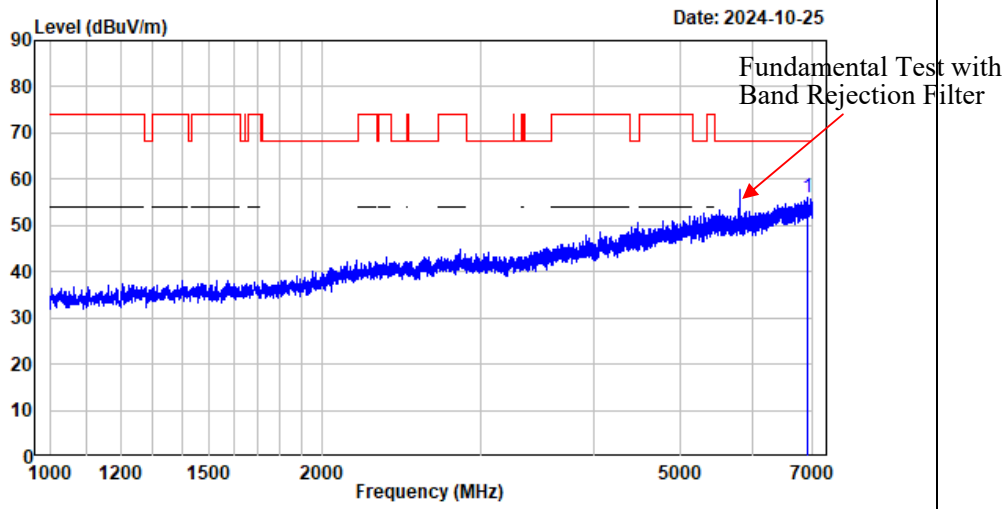 Condition : Horizontal Project No.: 2401Y48404E-RF Tester : Zenos Qiao Note : 5GWiFi-ANT0-Band4-A-5825 Freq / Factor / Read Level / Limit Line / Over Limit / Remark MHz / dB/m / dBuV / dBuV/m / dBuV/m / dB 1 6896.487 8.07 47.89 55.96 68.20 -12.24 Peak

Vertical

1-7GHz

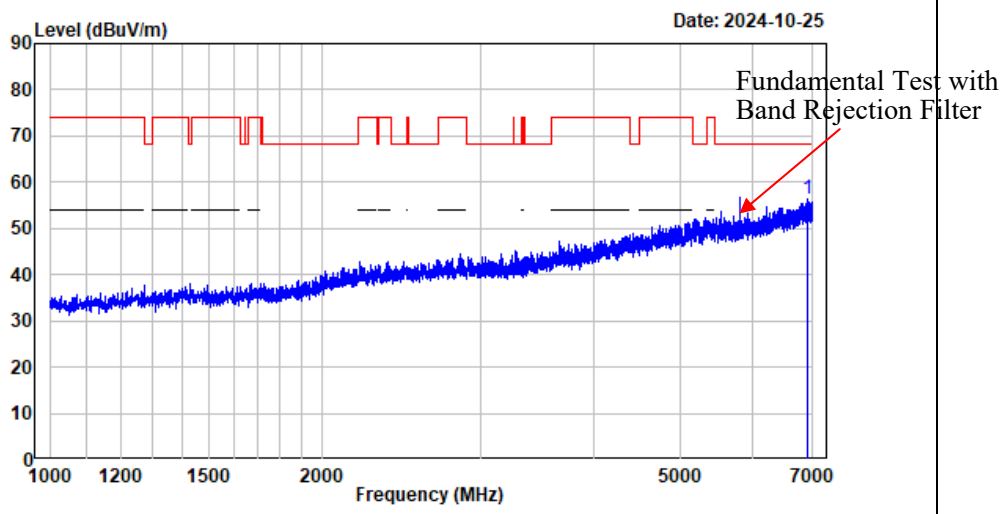

Condition : Vertical
Project No.: 2401Y48404E-RF
Tester : Zenos Qiao
Note : 5GWiFi-ANT0-Band4-A-5825

	Freq	Factor	Read Level	Level	Limit Line	Over Limit	Remark
	MHz	dB/m	dBuV	dBuV/m	dBuV/m	dB	
1	6895.737	8.06	48.39	56.45	68.20	-11.75	Peak

Horizontal -Peak

7-18GHz

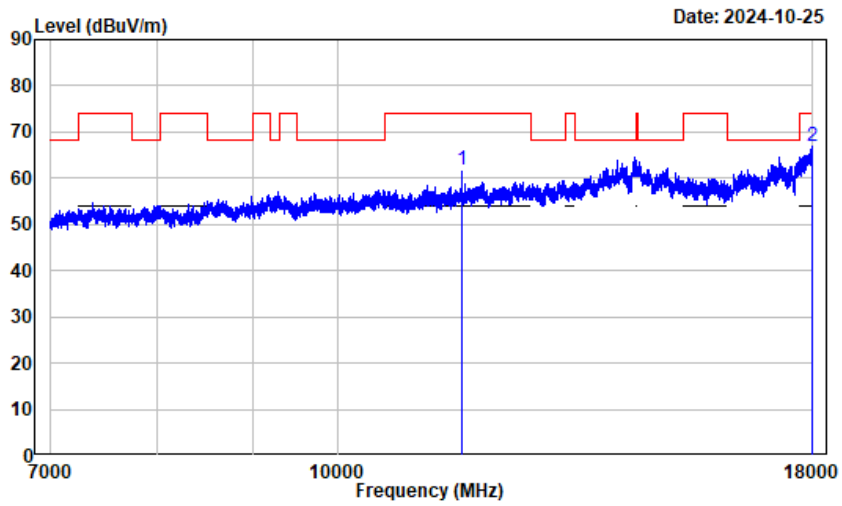

Condition : Horizontal
Project No.: 2401Y48404E-RF
Tester : Zenos Qiao
Note : 5GWiFi-ANT0-Band4-A-5825

	Freq	Factor	Read Level	Level	Limit Line	Over Limit	Remark
	MHz	dB/m	dBuV	dBuV/m	dBuV/m	dB	
1	11650.000	13.83	48.02	61.85	74.00	-12.15	Peak
2	17991.750	24.56	42.45	67.01	74.00	-6.99	Peak

Horizontal -Average

7-18GHz

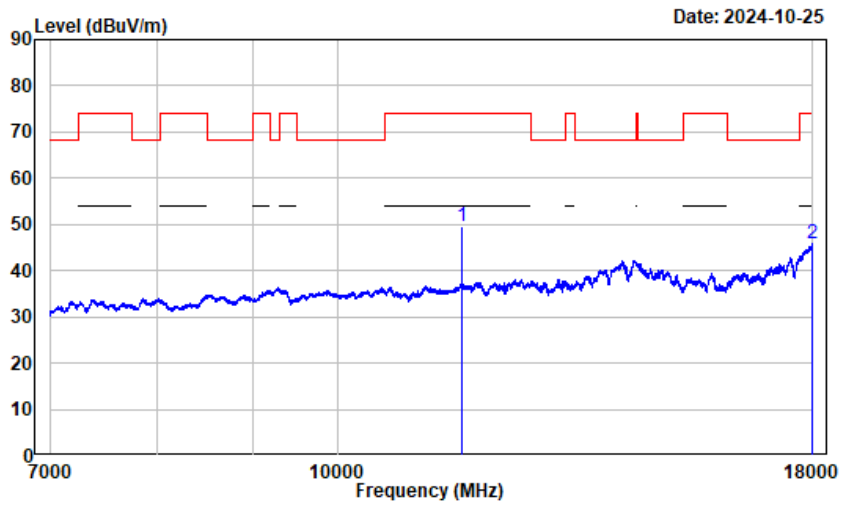

Condition : Horizontal
Project No.: 2401Y48404E-RF
Tester : Zenos Qiao
Note : 5GWiFi-ANT0-Band4-A-5825

	Freq	Factor	Read Level	Level	Limit Line	Over Limit	Remark
	MHz	dB/m	dBuV	dBuV/m	dBuV/m	dB	
1	11650.000	13.83	35.64	49.47	54.00	-4.53	Average
2	17998.630	24.61	21.20	45.81	54.00	-8.19	Average

Note: Spectrum analyzer setting: RBW=1 MHz, VBW=5 kHz

Vertical -Peak

7-18GHz

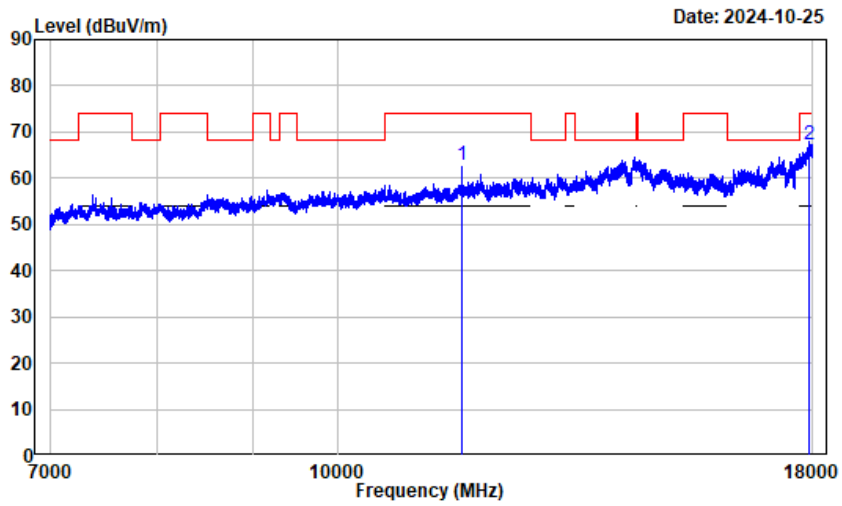

Condition : Vertical
Project No.: 2401Y48404E-RF
Tester : Zenos Qiao
Note : 5GWiFi-ANT0-Band4-A-5825

	Freq	Factor	Read Level	Level	Limit Line	Over Limit	Remark
	MHz	dB/m	dBuV	dBuV/m	dBuV/m	dB	
1	11650.000	13.83	48.98	62.81	74.00	-11.19	Peak
2	17932.620	24.14	43.20	67.34	74.00	-6.66	Peak

Vertical -Average

7-18GHz

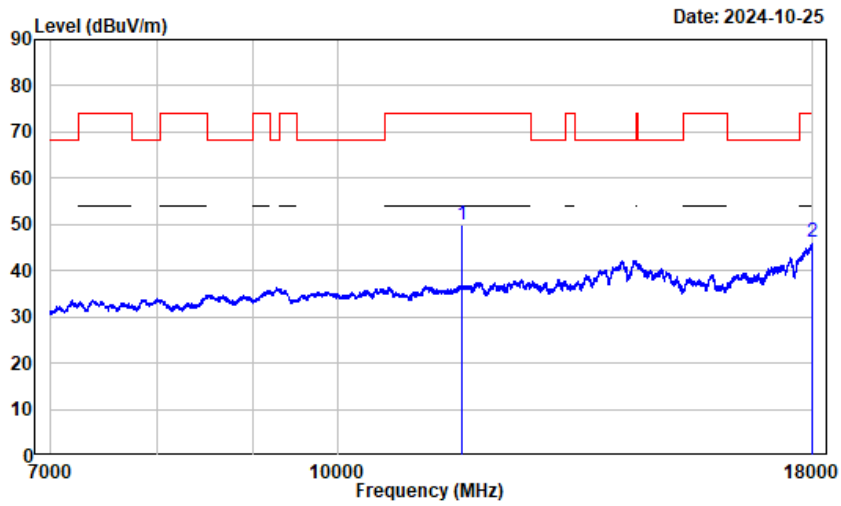

Condition : Vertical
Project No.: 2401Y48404E-RF
Tester : Zenos Qiao
Note : 5GWiFi-ANT0-Band4-A-5825

	Freq	Factor	Read Level	Level	Limit Line	Over Limit	Remark
	MHz	dB/m	dBuV	dBuV/m	dBuV/m	dB	
1	11650.000	13.83	36.20	50.03	54.00	-3.97	Average
2	17994.500	24.58	21.46	46.04	54.00	-7.96	Average

Note: Spectrum analyzer setting: RBW=1 MHz, VBW=5 kHz

802.11a_ANT1

Horizontal

1-7GHz

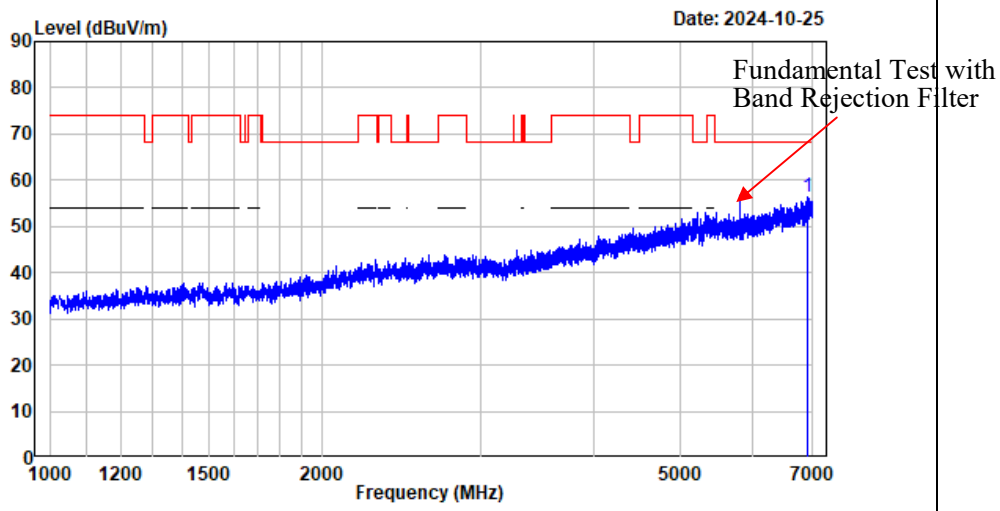

Condition : Horizontal
Project No.: 2401Y48404E-RF
Tester : Zenos Qiao
Note : 5GWiFi-ANT1-Band4-A-5825

	Freq	Factor	Read Level	Level	Limit Line	Over Limit	Remark
	MHz	dB/m	dBuV	dBuV/m	dBuV/m	dB	
1	6897.237	8.07	48.23	56.30	68.20	-11.90	Peak

Vertical

1-7GHz

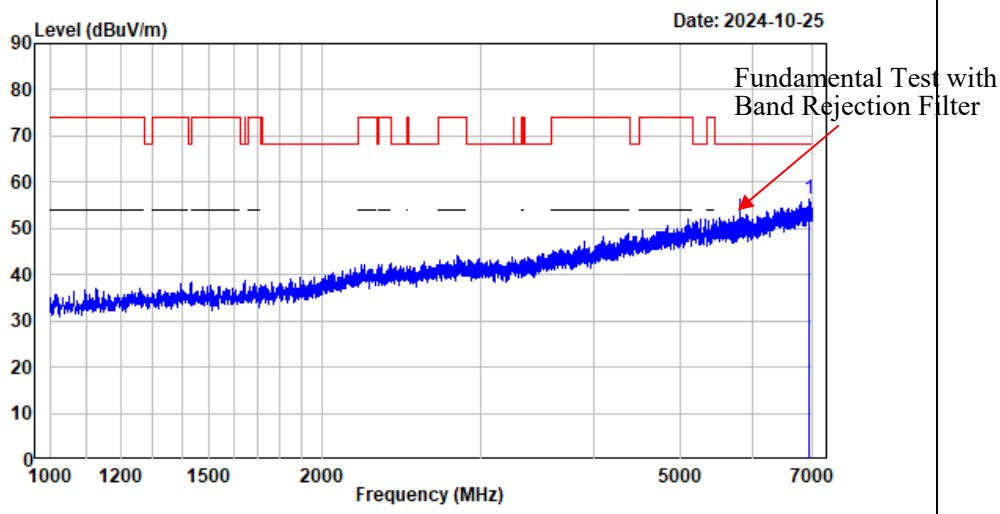

Condition : Vertical
Project No.: 2401Y48404E-RF
Tester : Zenos Qiao
Note : 5GWiFi-ANT1-Band4-A-5825

	Freq	Factor	Read Level	Level	Limit Line	Over Limit	Remark
	MHz	dB/m	dBuV	dBuV/m	dBuV/m	dB	
1	6949.744	8.70	47.54	56.24	68.20	-11.96	Peak

Horizontal -Peak

7-18GHz

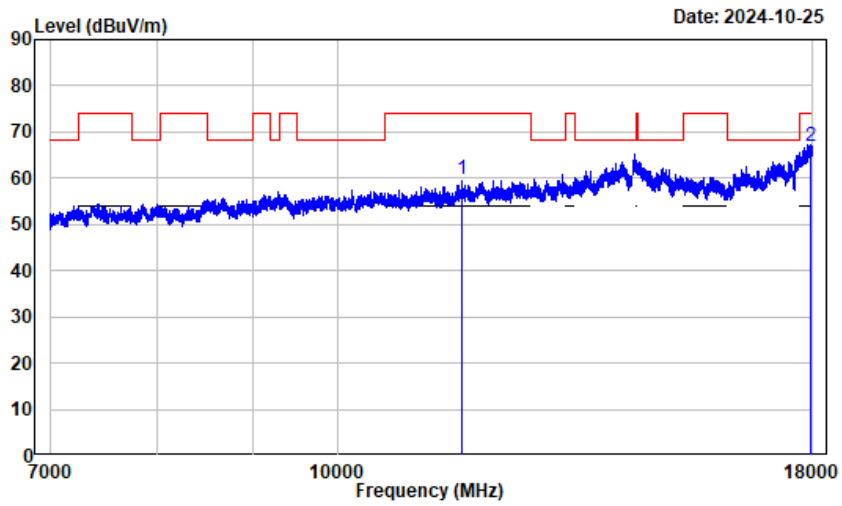

Condition : Horizontal
Project No.: 2401Y48404E-RF
Tester : Zenos Qiao
Note : 5GWiFi-ANT1-Band4-A-5825

	Freq	Factor	Read Level	Level	Limit Line	Over Limit	Remark
	MHz	dB/m	dBuV	dBuV/m	dBuV/m	dB	
1	11650.000	13.83	45.85	59.68	74.00	-14.32	Peak
2	17940.870	24.20	42.76	66.96	74.00	-7.04	Peak

Horizontal -Average

7-18GHz

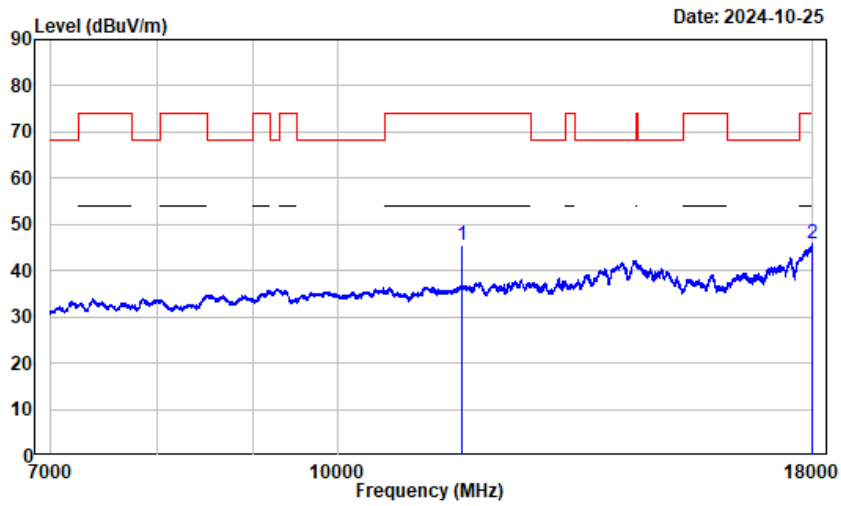

Condition : Horizontal
Project No.: 2401Y48404E-RF
Tester : Zenos Qiao
Note : 5GWiFi-ANT1-Band4-A-5825

	Freq	Factor	Read Level	Level	Limit Line	Over Limit	Remark
	MHz	dB/m	dBuV	dBuV/m	dBuV/m	dB	
1	11650.000	13.83	31.76	45.59	54.00	-8.41	Average
2	17989.000	24.54	21.43	45.97	54.00	-8.03	Average

Note: Spectrum analyzer setting: RBW=1 MHz, VBW=5 kHz

Vertical -Peak

7-18GHz

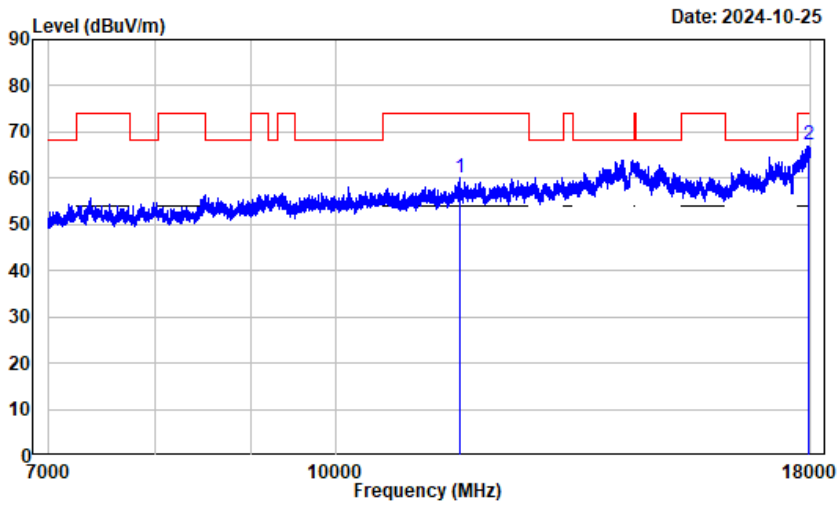

Condition : Vertical
Project No.: 2401Y48404E-RF
Tester : Zenos Qiao
Note : 5GWiFi-ANT1-Band4-A-5825

	Freq	Factor	Read Level	Level	Limit Line	Over Limit	Remark
	MHz	dB/m	dBuV	dBuV/m	dBuV/m	dB	
1	11650.000	13.83	46.18	60.01	74.00	-13.99	Peak
2	17961.500	24.35	42.78	67.13	74.00	-6.87	Peak

Vertical -Average

7-18GHz

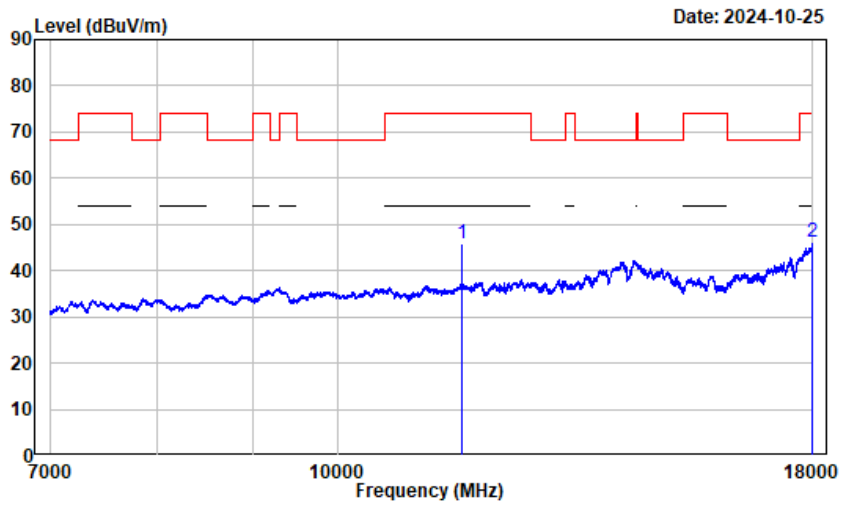

Condition : Vertical
Project No.: 2401Y48404E-RF
Tester : Zenos Qiao
Note : 5GWiFi-ANT1-Band4-A-5825

	Freq	Factor	Read Level	Level	Limit Line	Over Limit	Remark
	MHz	dB/m	dBuV	dBuV/m	dBuV/m	dB	
1	11650.000	13.83	31.94	45.77	54.00	-8.23	Average
2	17993.130	24.57	21.58	46.15	54.00	-7.85	Average

Note: Spectrum analyzer setting: RBW=1 MHz, VBW=5 kHz

802.11ac20

Horizontal

1-7GHz

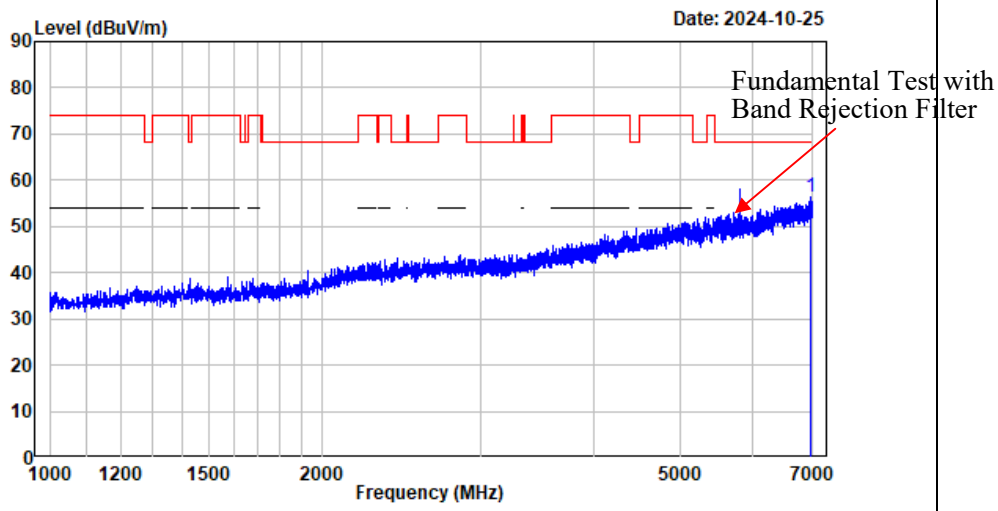

Condition : Horizontal
Project No.: 2401Y48404E-RF
Tester : Zenos Qiao
Note : 5GWiFi-Band4-AC20-5825

	Freq	Factor	Read Level	Level	Limit Line	Over Limit	Remark
	MHz	dB/m	dBuV	dBuV/m	dBuV/m	dB	
1	6951.244	8.70	47.70	56.40	68.20	-11.80	Peak

Vertical

1-7GHz

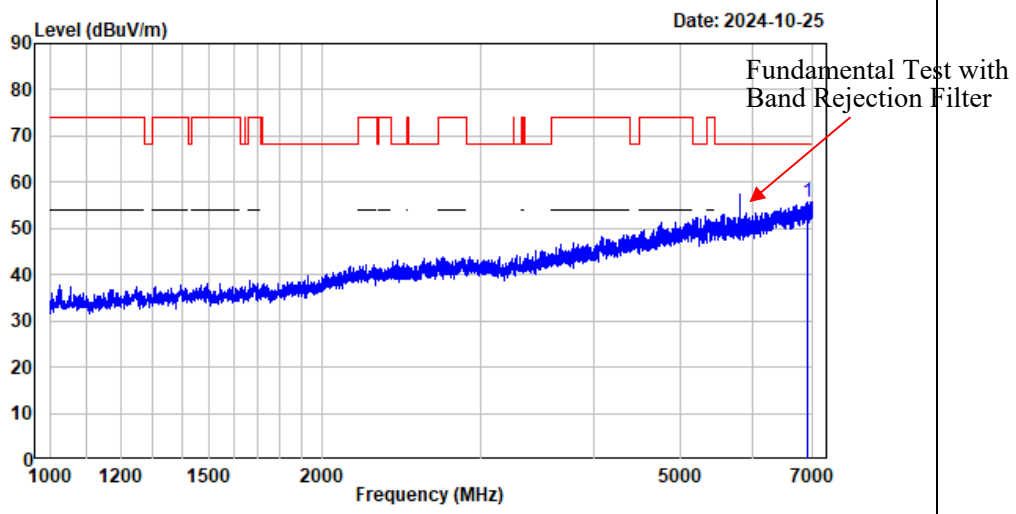

Condition : Vertical
Project No.: 2401Y48404E-RF
Tester : Zenos Qiao
Note : 5GWiFi-Band4-AC20-5825

	Freq	Factor	Read Level	Level	Limit Line	Over Limit	Remark
	MHz	dB/m	dBuV	dBuV/m	dBuV/m	dB	
1	6912.239	8.23	47.36	55.59	68.20	-12.61	Peak

Horizontal -Peak

7-18GHz

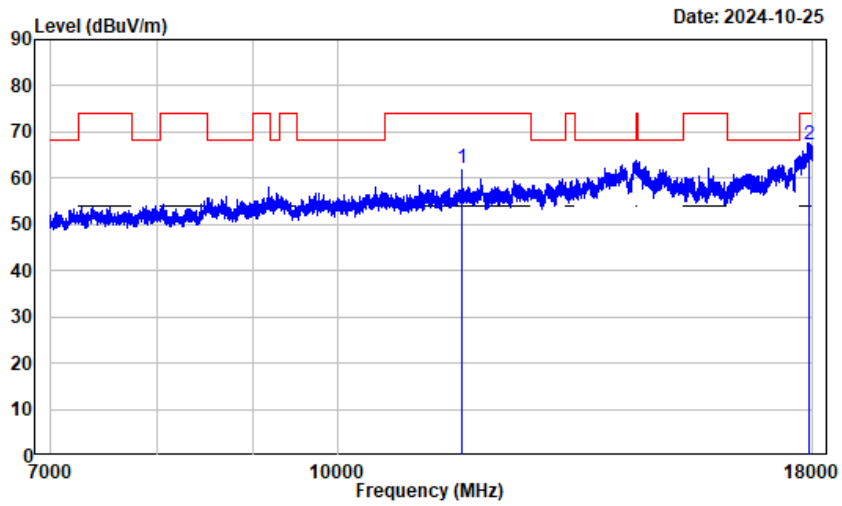

Condition : Horizontal
Project No.: 2401Y48404E-RF
Tester : Zenos Qiao
Note : 5GWiFi-Band4-AC20-5825

	Freq	Factor	Read Level	Level	Limit Line	Over Limit	Remark
	MHz	dB/m	dBuV	dBuV/m	dBuV/m	dB	
1	11650.000	13.83	48.23	62.06	74.00	-11.94	Peak
2	17914.740	24.01	43.13	67.14	74.00	-6.86	Peak

Horizontal -Average

7-18GHz

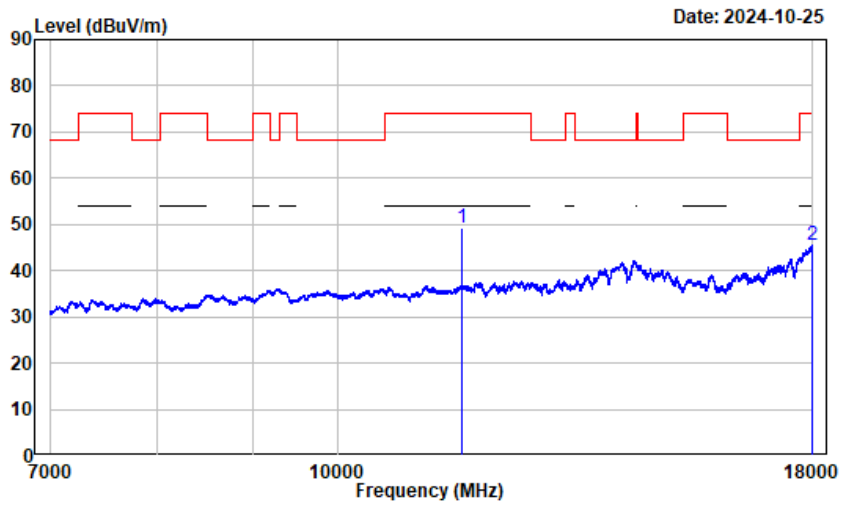

Condition : Horizontal
Project No.: 2401Y48404E-RF
Tester : Zenos Qiao
Note : 5GWiFi-Band4-AC20-5825

	Freq	Factor	Read Level	Level	Limit Line	Over Limit	Remark
	MHz	dB/m	dBuV	dBuV/m	dBuV/m	dB	
1	11650.000	13.83	35.57	49.40	54.00	-4.60	Average
2	17998.630	24.61	21.02	45.63	54.00	-8.37	Average

Note: Spectrum analyzer setting: RBW=1 MHz, VBW=5 kHz

Vertical -Peak

7-18GHz

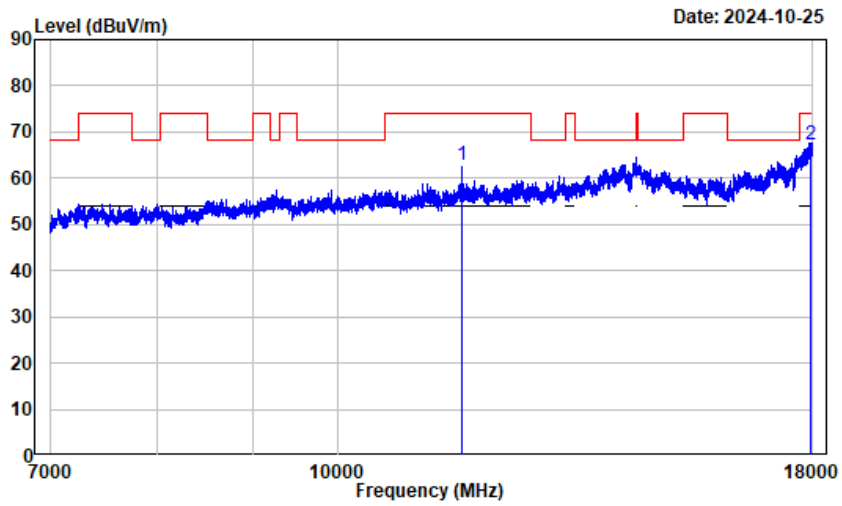

Condition : Vertical
Project No.: 2401Y48404E-RF
Tester : Zenos Qiao
Note : 5GWiFi-Band4-AC20-5825

	Freq	Factor	Read Level	Level	Limit Line	Over Limit	Remark
	MHz	dB/m	dBuV	dBuV/m	dBuV/m	dB	
1	11650.000	13.83	49.08	62.91	74.00	-11.09	Peak
2	17961.500	24.35	43.00	67.35	74.00	-6.65	Peak

Vertical -Average

7-18GHz

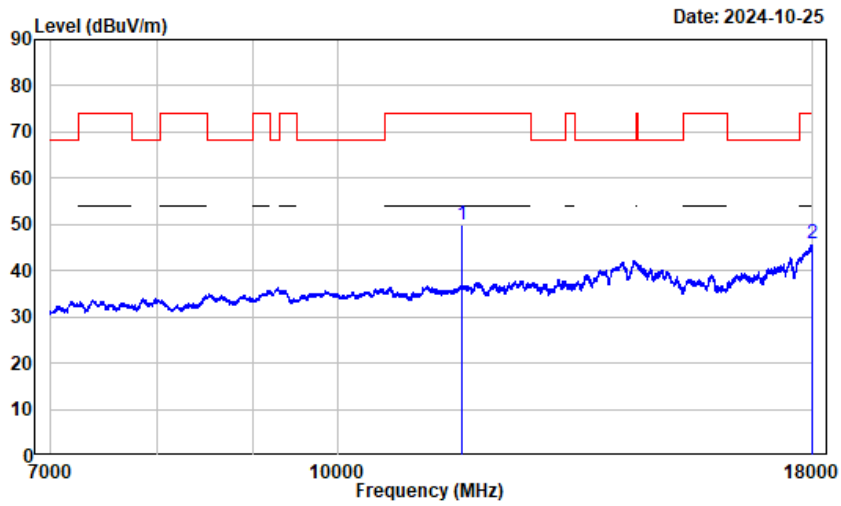

Condition : Vertical
Project No.: 2401Y48404E-RF
Tester : Zenos Qiao
Note : 5GWiFi-Band4-AC20-5825

	Freq	Factor	Read Level	Level	Limit Line	Over Limit	Remark
	MHz	dB/m	dBuV	dBuV/m	dBuV/m	dB	
1	11650.000	13.83	36.15	49.98	54.00	-4.02	Average
2	17997.120	24.62	21.25	45.87	54.00	-8.13	Average

Note: Spectrum analyzer setting: RBW=1 MHz, VBW=5 kHz

802.11ac40

Horizontal

1-7GHz

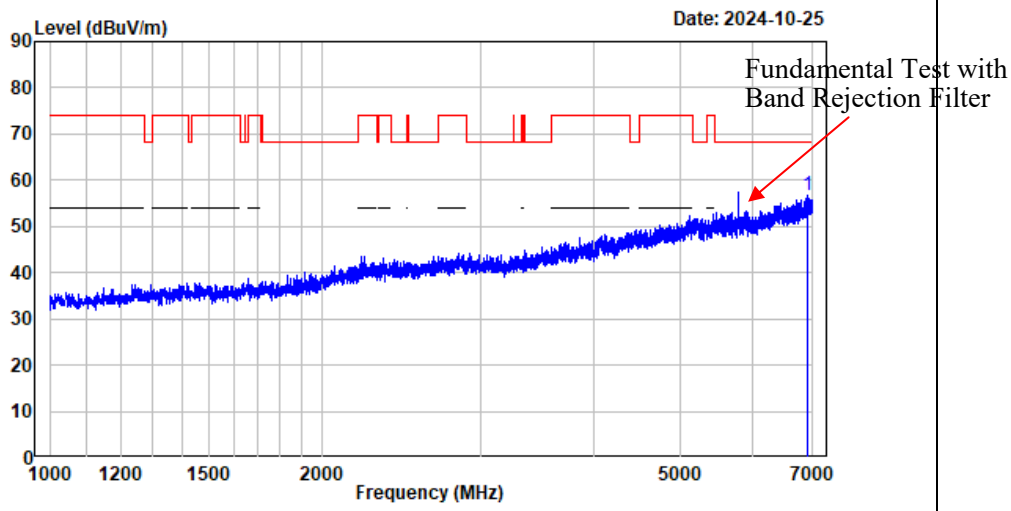

Condition : Horizontal
Project No.: 2401Y48404E-RF
Tester : Zenos Qiao
Note : 5GWiFi-Band4-AC40-5795

	Freq	Factor	Read Level	Level	Limit Line	Over Limit	Remark
	MHz	dB/m	dBuV	dBuV/m	dBuV/m	dB	
1	6906.238	8.16	48.63	56.79	68.20	-11.41	Peak

Vertical

1-7GHz

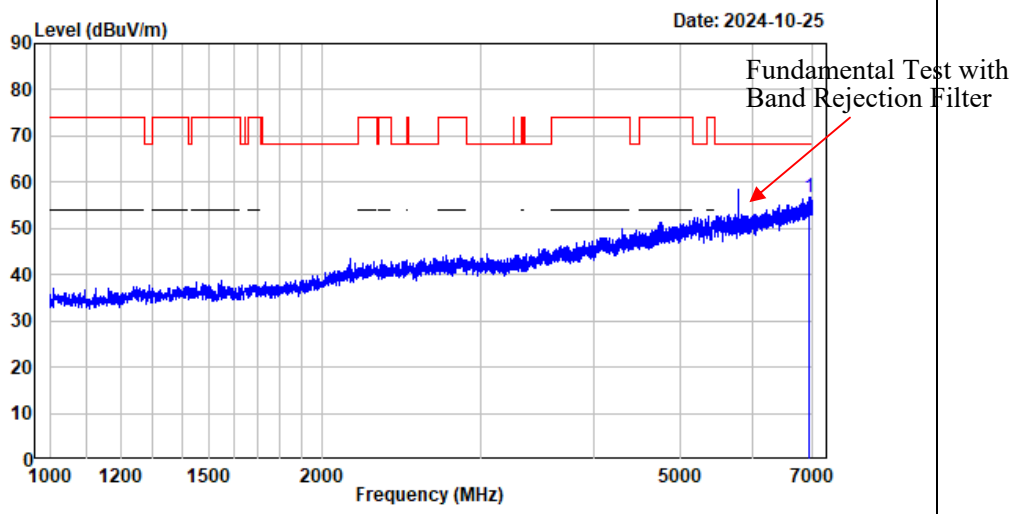

Condition : Vertical
Project No.: 2401Y48404E-RF
Tester : Zenos Qiao
Note : 5GWiFi-Band4-AC40-5795

	Freq	Factor	Read Level	Level	Limit Line	Over Limit	Remark
	MHz	dB/m	dBuV	dBuV/m	dBuV/m	dB	
1	6949.744	8.70	48.02	56.72	68.20	-11.48	Peak

Horizontal -Peak

7-18GHz

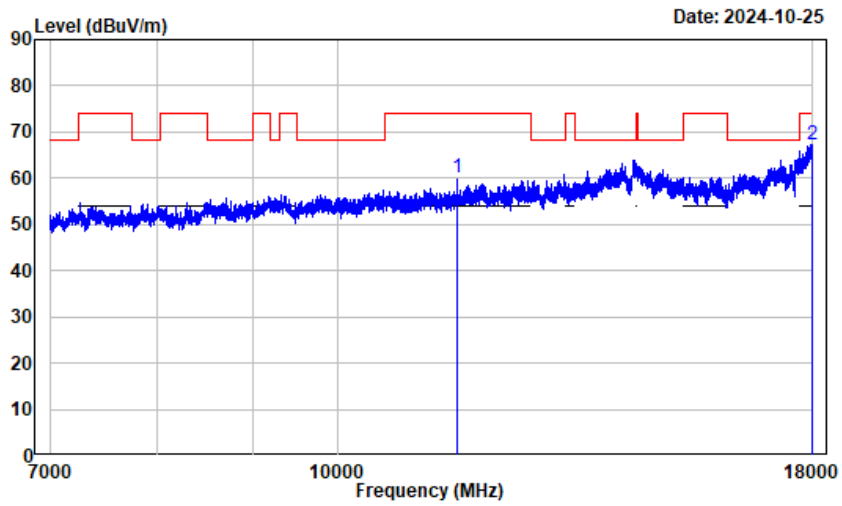

Condition : Horizontal
Project No.: 2401Y48404E-RF
Tester : Zenos Qiao
Note : 5GWiFi-Band4-AC40-5795

	Freq	Factor	Read Level	Level	Limit Line	Over Limit	Remark
	MHz	dB/m	dBuV	dBuV/m	dBuV/m	dB	
1	11590.000	13.97	46.19	60.16	74.00	-13.84	Peak
2	17983.500	24.50	42.71	67.21	74.00	-6.79	Peak

Horizontal -Average

7-18GHz

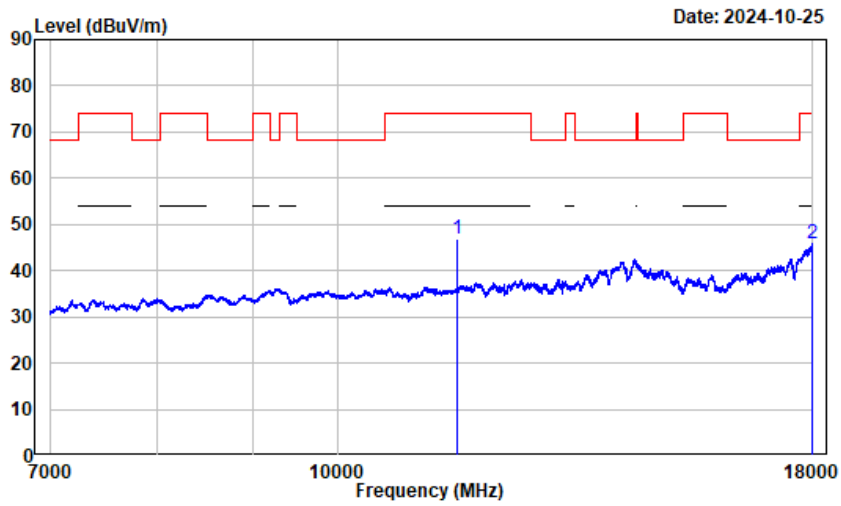

Condition : Horizontal
Project No.: 2401Y48404E-RF
Tester : Zenos Qiao
Note : 5GWiFi-Band4-AC40-5795

	Freq	Factor	Read Level	Level	Limit Line	Over Limit	Remark
	MHz	dB/m	dBuV	dBuV/m	dBuV/m	dB	
1	11590.000	13.97	32.97	46.94	54.00	-7.06	Average
2	17994.500	24.58	21.12	45.70	54.00	-8.30	Average

Note: Spectrum analyzer setting: RBW=1 MHz, VBW=5 kHz

Vertical -Peak

7-18GHz

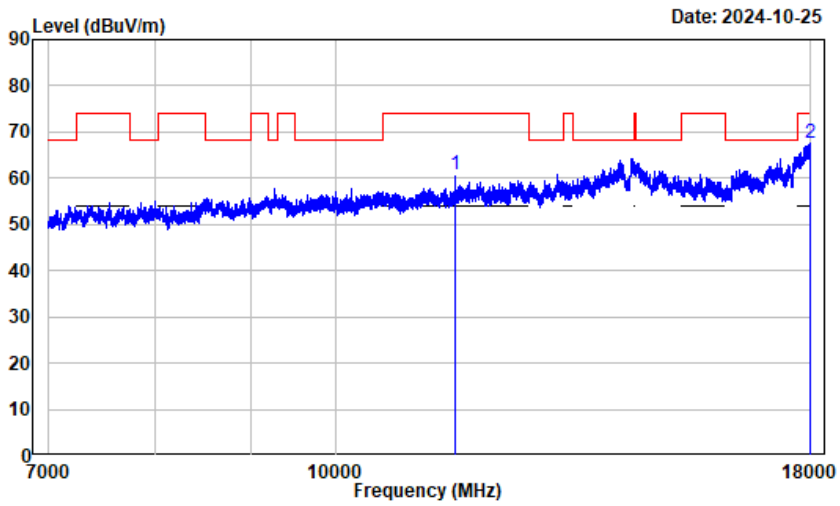

Condition : Vertical
Project No.: 2401Y48404E-RF
Tester : Zenos Qiao
Note : 5GWiFi-Band4-AC40-5795

	Freq	Factor	Read Level	Level	Limit Line	Over Limit	Remark
	MHz	dB/m	dBuV	dBuV/m	dBuV/m	dB	
1	11590.000	13.97	46.82	60.79	74.00	-13.21	Peak
2	17980.750	24.48	43.06	67.54	74.00	-6.46	Peak

Vertical -Average

7-18GHz

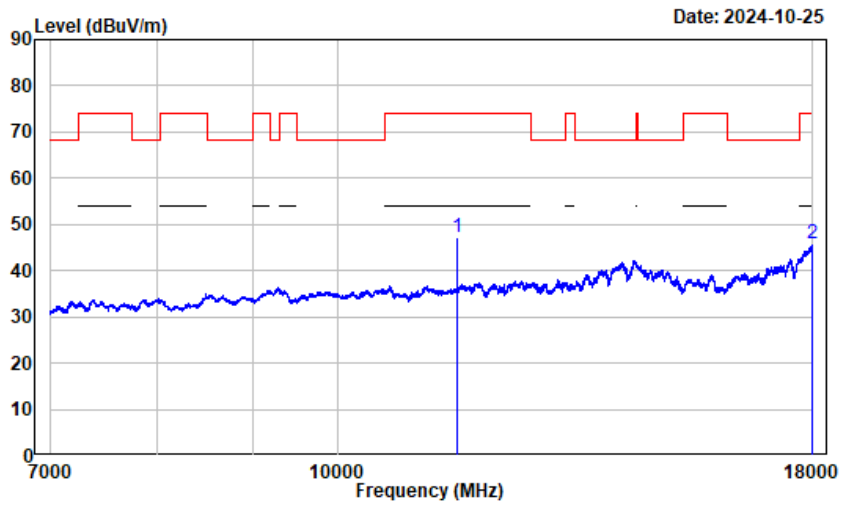

Condition : Vertical
Project No.: 2401Y48404E-RF
Tester : Zenos Qiao
Note : 5GWiFi-Band4-AC40-5795

	Freq	Factor	Read Level	Level	Limit Line	Over Limit	Remark
	MHz	dB/m	dBuV	dBuV/m	dBuV/m	dB	
1	11590.000	13.97	33.36	47.33	54.00	-6.67	Average
2	17994.500	24.58	21.32	45.90	54.00	-8.10	Average

Note: Spectrum analyzer setting: RBW=1 MHz, VBW=5 kHz

802.11ac80

Horizontal

1-7GHz

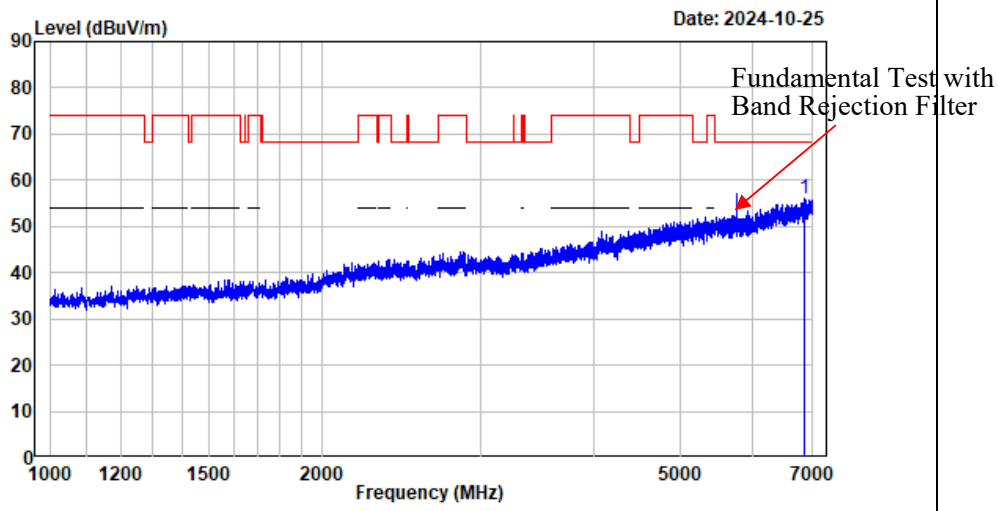

Condition : Horizontal
Project No.: 2401Y48404E-RF
Tester : Zenos Qiao
Note : 5GWiFi-Band4-AC80-5775

	Freq	Factor	Read Level	Level	Limit Line	Over Limit	Remark
	MHz	dB/m	dBuV	dBuV/m	dBuV/m	dB	
1	6846.231	7.83	48.37	56.20	68.20	-12.00	Peak

Vertical

1-7GHz

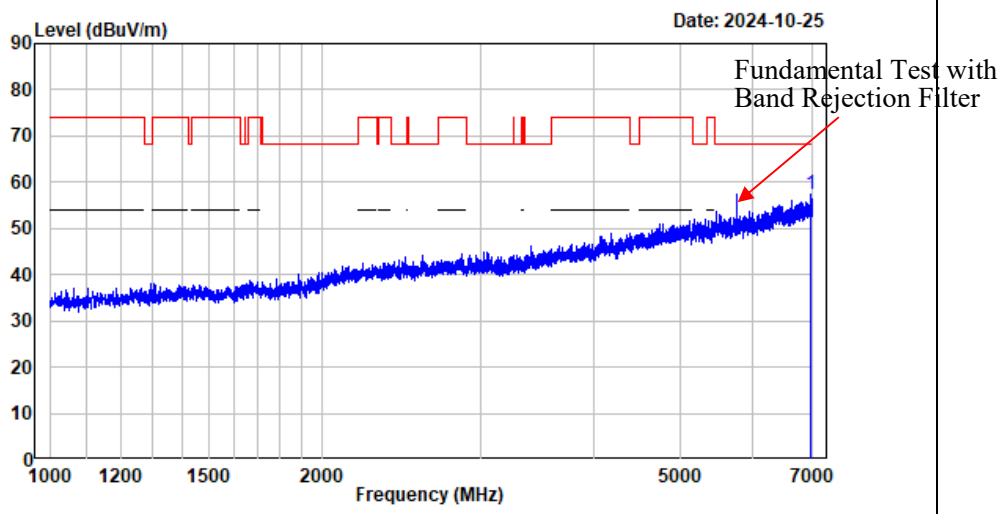

Condition : Vertical
Project No.: 2401Y48404E-RF
Tester : Zenos Qiao
Note : 5GWiFi-Band4-AC80-5775

	Freq	Factor	Read Level	Level	Limit Line	Over Limit	Remark
	MHz	dB/m	dBuV	dBuV/m	dBuV/m	dB	
1	6951.244	8.70	48.59	57.29	68.20	-10.91	Peak

Horizontal -Peak

7-18GHz

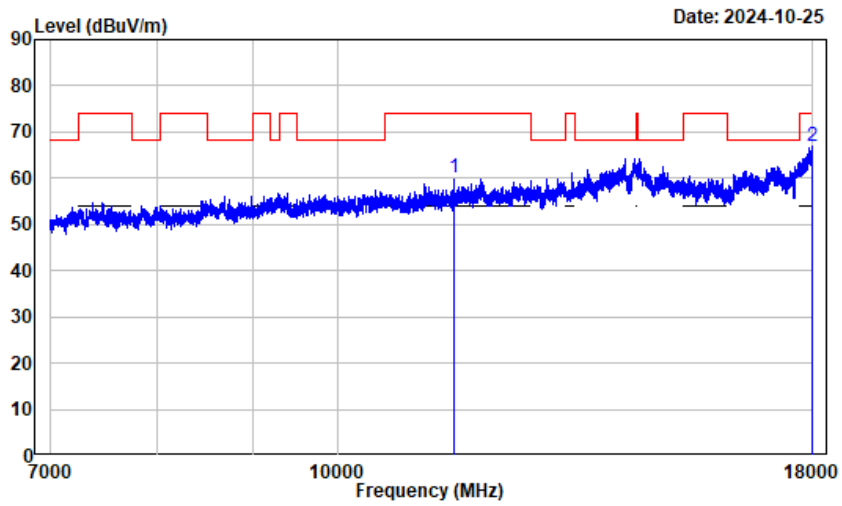

Condition : Horizontal
Project No.: 2401Y48404E-RF
Tester : Zenos Qiao
Note : 5GWiFi-Band4-AC80-5775

	Freq	Factor	Read Level	Level	Limit Line	Over Limit	Remark
	MHz	dB/m	dBuV	dBuV/m	dBuV/m	dB	
1	11550.000	14.13	45.93	60.06	74.00	-13.94	Peak
2	17989.000	24.54	42.41	66.95	74.00	-7.05	Peak

Horizontal -Average

7-18GHz

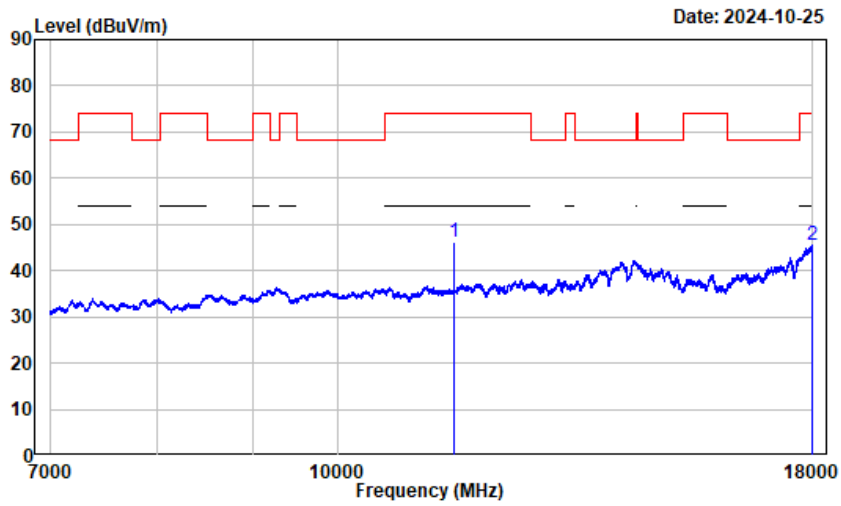

Condition : Horizontal
Project No.: 2401Y48404E-RF
Tester : Zenos Qiao
Note : 5GWiFi-Band4-AC80-5775

	Freq	Factor	Read Level	Level	Limit Line	Over Limit	Remark
	MHz	dB/m	dBuV	dBuV/m	dBuV/m	dB	
1	11550.000	14.13	32.15	46.28	54.00	-7.72	Average
2	17982.120	24.48	21.12	45.60	54.00	-8.40	Average

Note: Spectrum analyzer setting: RBW=1 MHz, VBW=5 kHz

Vertical -Peak

7-18GHz

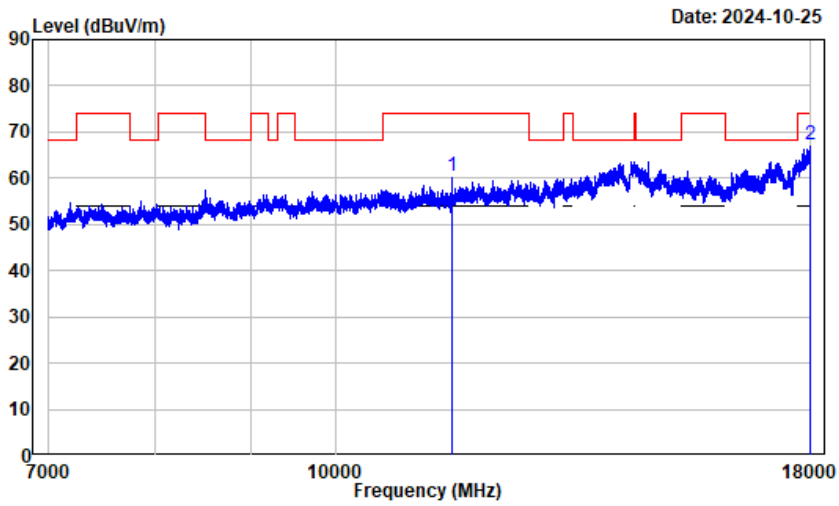

Condition : Vertical
Project No.: 2401Y48404E-RF
Tester : Zenos Qiao
Note : 5GWiFi-Band4-AC80-5775

	Freq	Factor	Read Level	Level	Limit Line	Over Limit	Remark
	MHz	dB/m	dBuV	dBuV/m	dBuV/m	dB	
1	11550.000	14.13	46.24	60.37	74.00	-13.63	Peak
2	17995.880	24.59	42.56	67.15	74.00	-6.85	Peak

Vertical -Average

7-18GHz

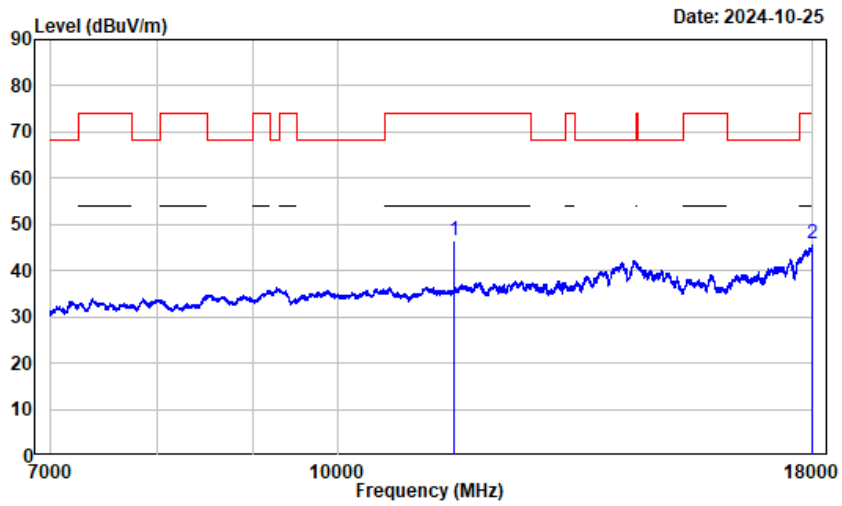

Condition : Vertical
Project No.: 2401Y48404E-RF
Tester : Zenos Qiao
Note : 5GWiFi-Band4-AC80-5775

	Freq	Factor	Read Level	Level	Limit Line	Over Limit	Remark
	MHz	dB/m	dBuV	dBuV/m	dBuV/m	dB	
1	11550.000	14.13	32.37	46.50	54.00	-7.50	Average
2	17989.000	24.54	21.22	45.76	54.00	-8.24	Average

Note: Spectrum analyzer setting: RBW=1 MHz, VBW=5 kHz

802.11ax20

Horizontal

1-7GHz

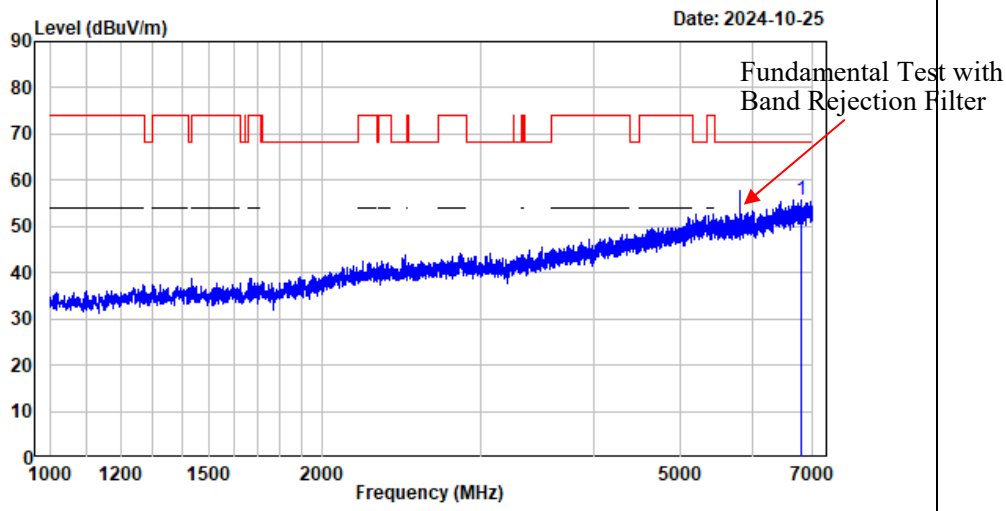

Condition : Horizontal
Project No.: 2401Y48404E-RF
Tester : Zenos Qiao
Note : 5GWiFi-Band4-AX20-5825

	Freq	Factor	Read Level	Level	Limit Line	Over Limit	Remark
	MHz	dB/m	dBuV	dBuV/m	dBuV/m	dB	
1	6795.225	7.35	48.48	55.83	68.20	-12.37	Peak

Vertical

1-7GHz

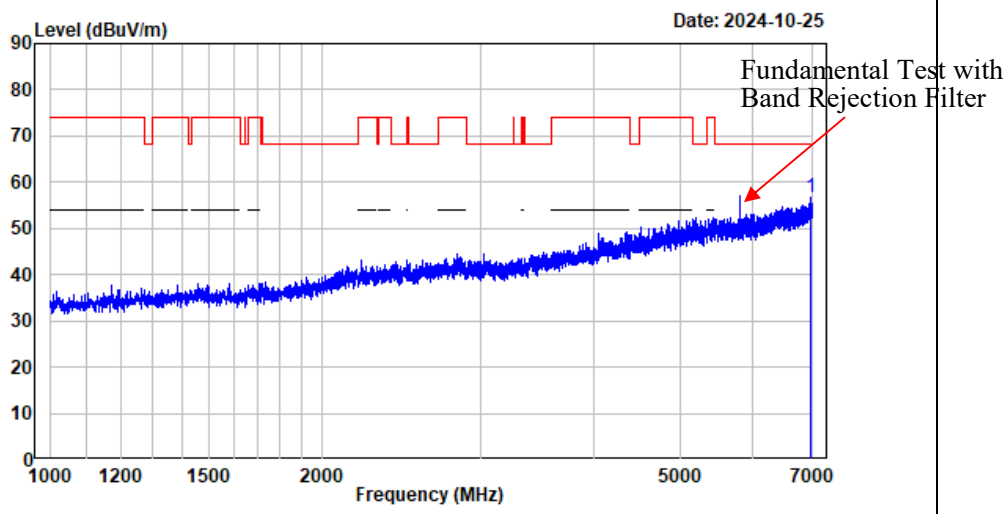

Condition : Vertical
Project No.: 2401Y48404E-RF
Tester : Zenos Qiao
Note : 5GWiFi-Band4-AX20-5825

	Freq	Factor	Read Level	Level	Limit Line	Over Limit	Remark
	MHz	dB/m	dBuV	dBuV/m	dBuV/m	dB	
1	6953.494	8.69	48.11	56.80	68.20	-11.40	Peak

Horizontal -Peak

7-18GHz

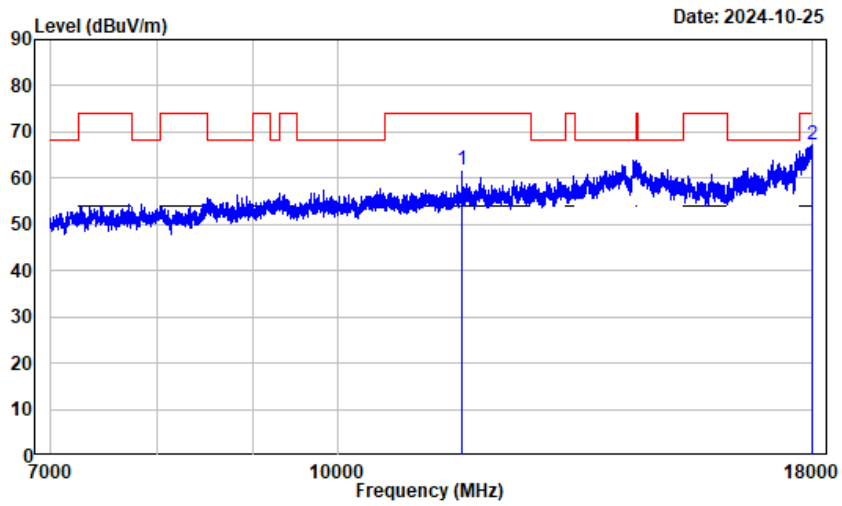

Condition : Horizontal
Project No.: 2401Y48404E-RF
Tester : Zenos Qiao
Note : 5GWiFi-Band4-AX20-5825

	Freq	Factor	Read Level	Level	Limit Line	Over Limit	Remark
	MHz	dB/m	dBuV	dBuV/m	dBuV/m	dB	
1	11650.000	13.83	47.94	61.77	74.00	-12.23	Peak
2	17993.130	24.57	42.83	67.40	74.00	-6.60	Peak

Horizontal -Average

7-18GHz

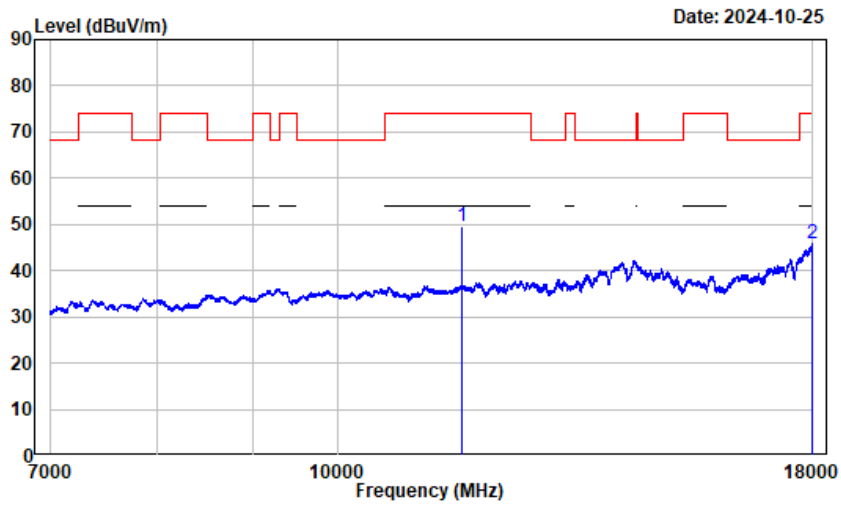

Condition : Horizontal
Project No.: 2401Y48404E-RF
Tester : Zenos Qiao
Note : 5GWiFi-Band4-AX20-5825

	Freq	Factor	Read Level	Level	Limit Line	Over Limit	Remark
	MHz	dB/m	dBuV	dBuV/m	dBuV/m	dB	
1	11650.000	13.83	35.62	49.45	54.00	-4.55	Average
2	17998.630	24.61	21.26	45.87	54.00	-8.13	Average

Note: Spectrum analyzer setting: RBW=1 MHz, VBW=5 kHz

Vertical -Peak

7-18GHz

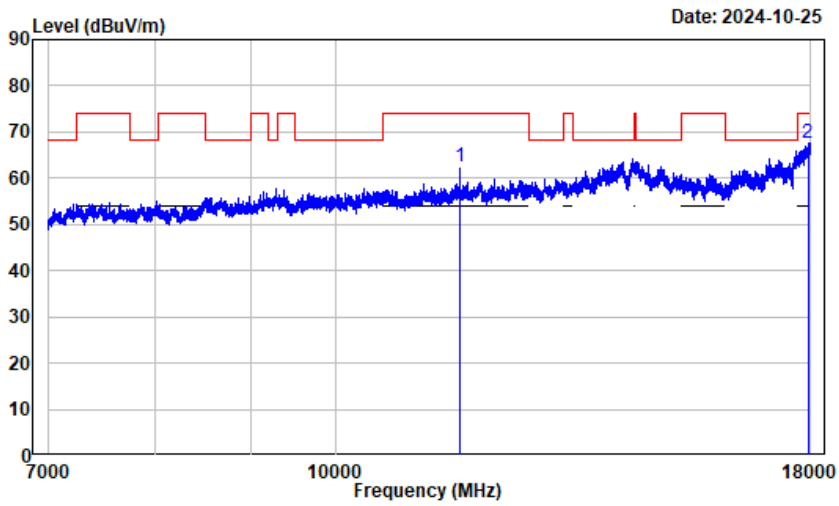

Condition : Vertical
Project No.: 2401Y48404E-RF
Tester : Zenos Qiao
Note : 5GWiFi-Band4-AX20-5825

	Freq	Factor	Read Level	Level	Limit Line	Over Limit	Remark
	MHz	dB/m	dBuV	dBuV/m	dBuV/m	dB	
1	11650.000	13.83	48.79	62.62	74.00	-11.38	Peak
2	17938.120	24.18	43.35	67.53	74.00	-6.47	Peak

Vertical -Average

7-18GHz

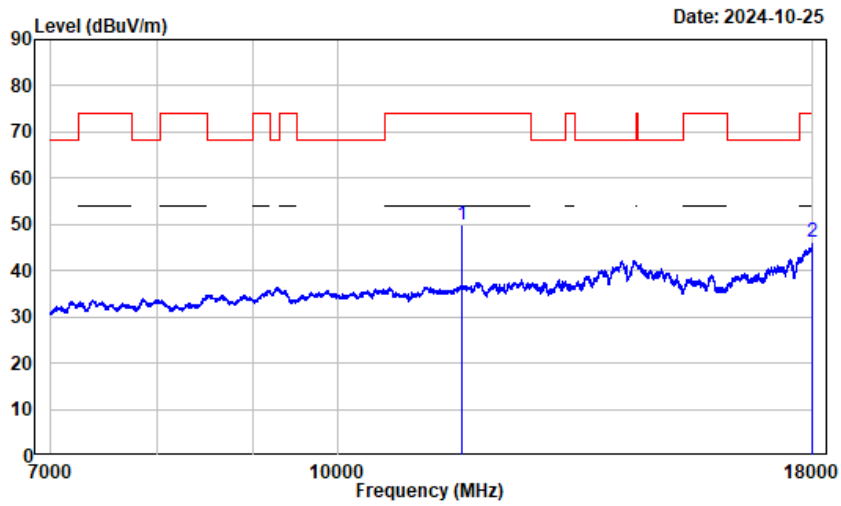

Condition : Vertical
Project No.: 2401Y48404E-RF
Tester : Zenos Qiao
Note : 5GWiFi-Band4-AX20-5825

	Freq	Factor	Read Level	Level	Limit Line	Over Limit	Remark
	MHz	dB/m	dBuV	dBuV/m	dBuV/m	dB	
1	11650.000	13.83	36.17	50.00	54.00	-4.00	Average
2	17991.750	24.56	21.48	46.04	54.00	-7.96	Average

Note: Spectrum analyzer setting: RBW=1 MHz, VBW=5 kHz

802.11ax40

Horizontal

1-7GHz

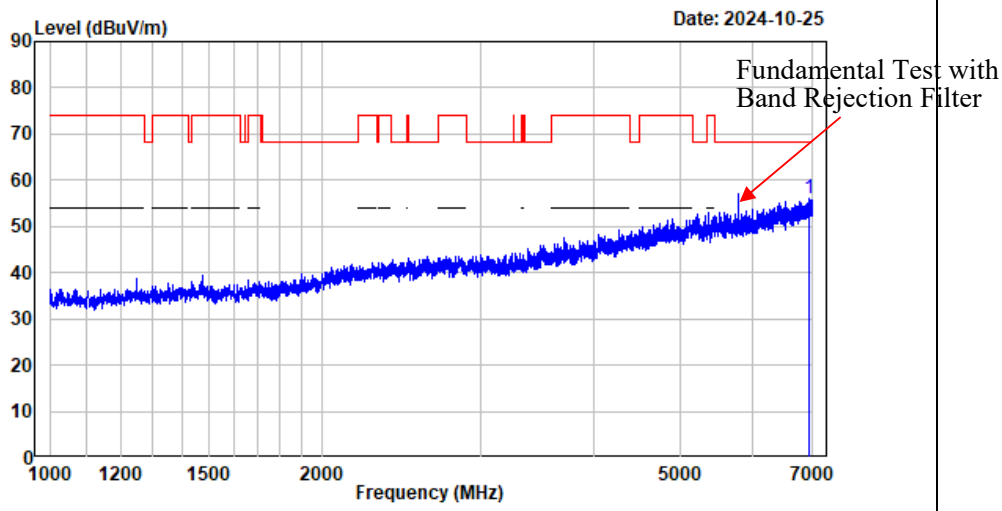

Condition : Horizontal
Project No.: 2401Y48404E-RF
Tester : Zenos Qiao
Note : 5GWiFi-Band4-AX40-5795

	Freq	Factor	Read Level	Level	Limit Line	Over Limit	Remark
	MHz	dB/m	dBuV	dBuV/m	dBuV/m	dB	
1	6949.744	8.70	47.19	55.89	68.20	-12.31	Peak

Vertical

1-7GHz

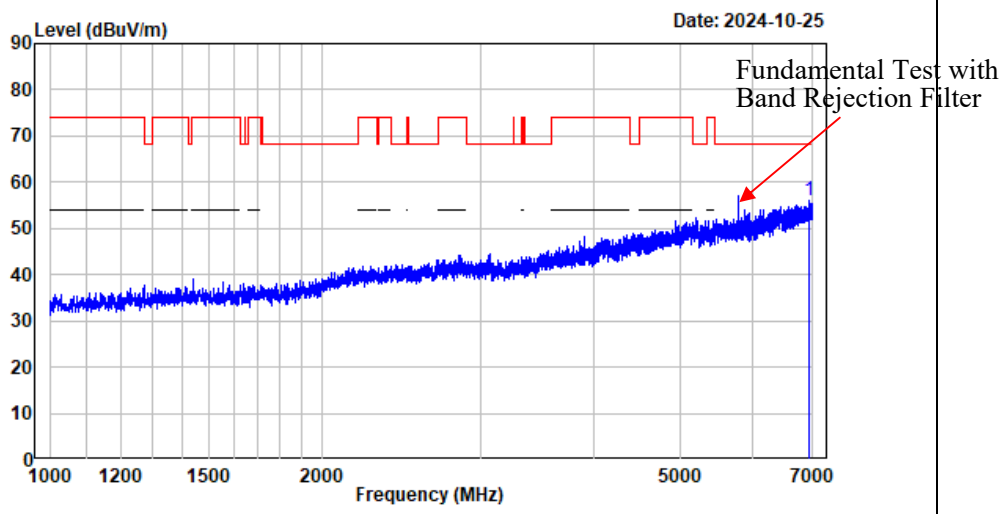

Condition : Vertical
Project No.: 2401Y48404E-RF
Tester : Zenos Qiao
Note : 5GWiFi-Band4-AX40-5795

	Freq	Factor	Read Level	Level	Limit Line	Over Limit	Remark
	MHz	dB/m	dBuV	dBuV/m	dBuV/m	dB	
1	6942.993	8.61	47.40	56.01	68.20	-12.19	Peak

Horizontal -Peak

7-18GHz

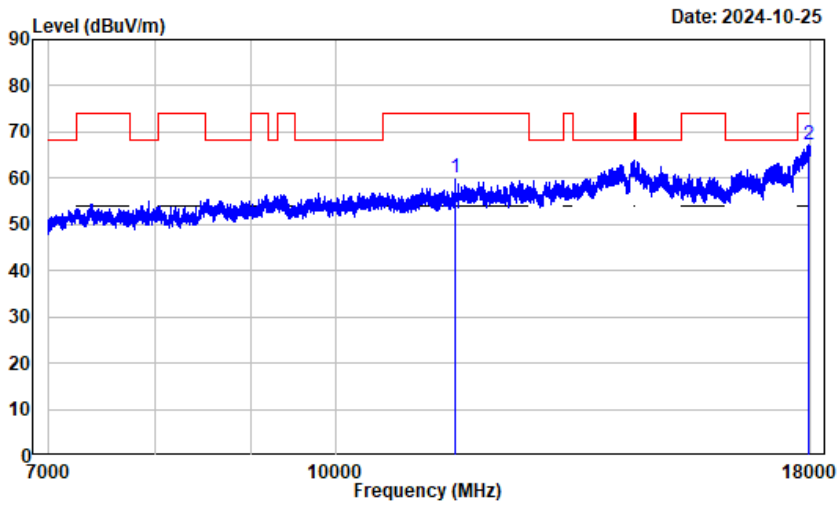

Condition : Horizontal
Project No.: 2401Y48404E-RF
Tester : Zenos Qiao
Note : 5GWiFi-Band4-AX40-5795

	Freq	Factor	Read Level	Level	Limit Line	Over Limit	Remark
	MHz	dB/m	dBuV	dBuV/m	dBuV/m	dB	
1	11590.000	13.97	46.11	60.08	74.00	-13.92	Peak
2	17965.620	24.38	42.74	67.12	74.00	-6.88	Peak

Horizontal -Average

7-18GHz

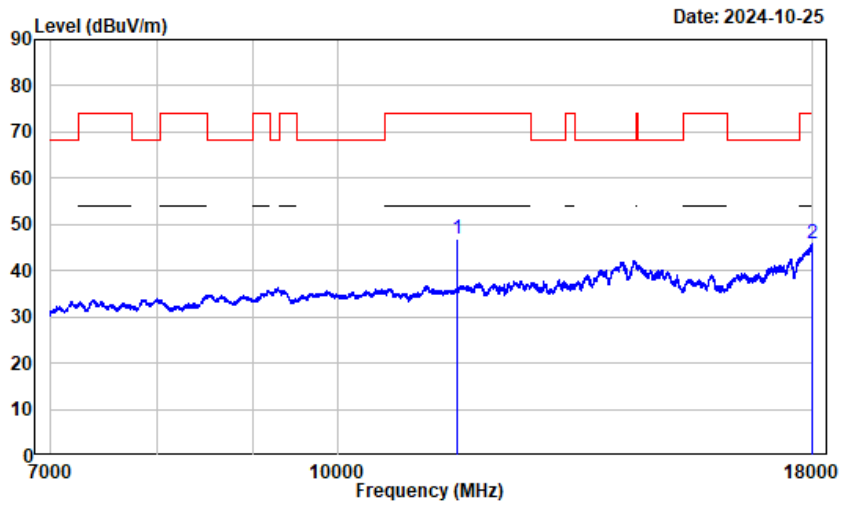

Condition : Horizontal
Project No.: 2401Y48404E-RF
Tester : Zenos Qiao
Note : 5GWiFi-Band4-AX40-5795

	Freq	Factor	Read Level	Level	Limit Line	Over Limit	Remark
	MHz	dB/m	dBuV	dBuV/m	dBuV/m	dB	
1	11590.000	13.97	33.00	46.97	54.00	-7.03	Average
2	17989.000	24.54	21.21	45.75	54.00	-8.25	Average

Note: Spectrum analyzer setting: RBW=1 MHz, VBW=5 kHz

Vertical -Peak

7-18GHz

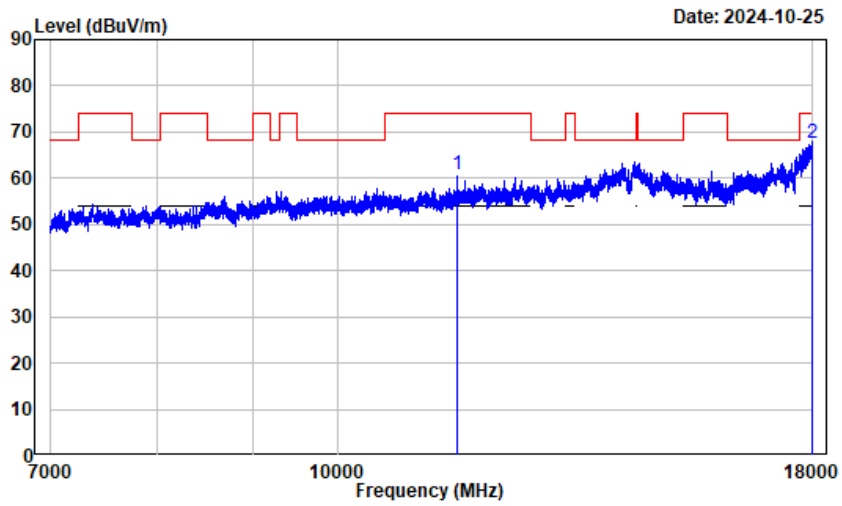

Condition : Vertical
Project No.: 2401Y48404E-RF
Tester : Zenos Qiao
Note : 5GWiFi-Band4-AX40-5795

	Freq	Factor	Read Level	Level	Limit Line	Over Limit	Remark
	MHz	dB/m	dBuV	dBuV/m	dBuV/m	dB	
1	11590.000	13.97	46.87	60.84	74.00	-13.16	Peak
2	17991.750	24.56	42.86	67.42	74.00	-6.58	Peak

Vertical -Average

7-18GHz

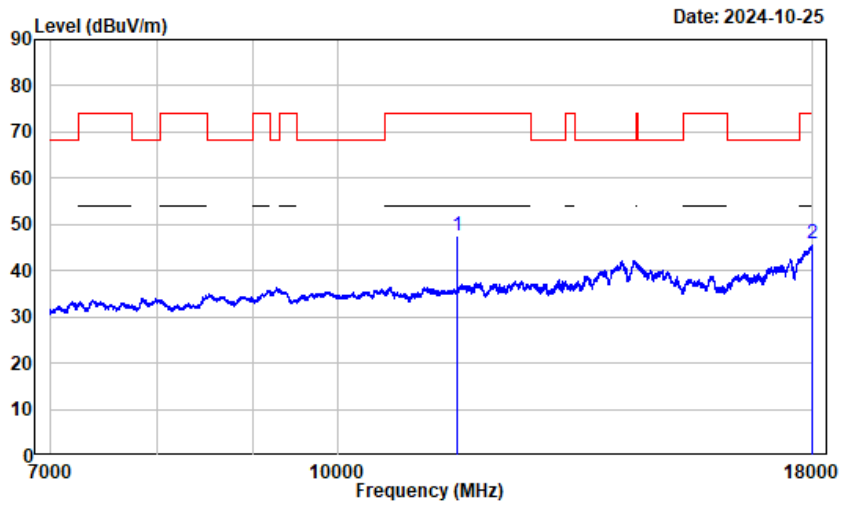

Condition : Vertical
Project No.: 2401Y48404E-RF
Tester : Zenos Qiao
Note : 5GWiFi-Band4-AX40-5795

	Freq	Factor	Read Level	Level	Limit Line	Over Limit	Remark
	MHz	dB/m	dBuV	dBuV/m	dBuV/m	dB	
1	11590.000	13.97	33.42	47.39	54.00	-6.61	Average
2	17995.880	24.59	21.28	45.87	54.00	-8.13	Average

Note: Spectrum analyzer setting: RBW=1 MHz, VBW=5 kHz

802.11ax80

Horizontal

1-7GHz

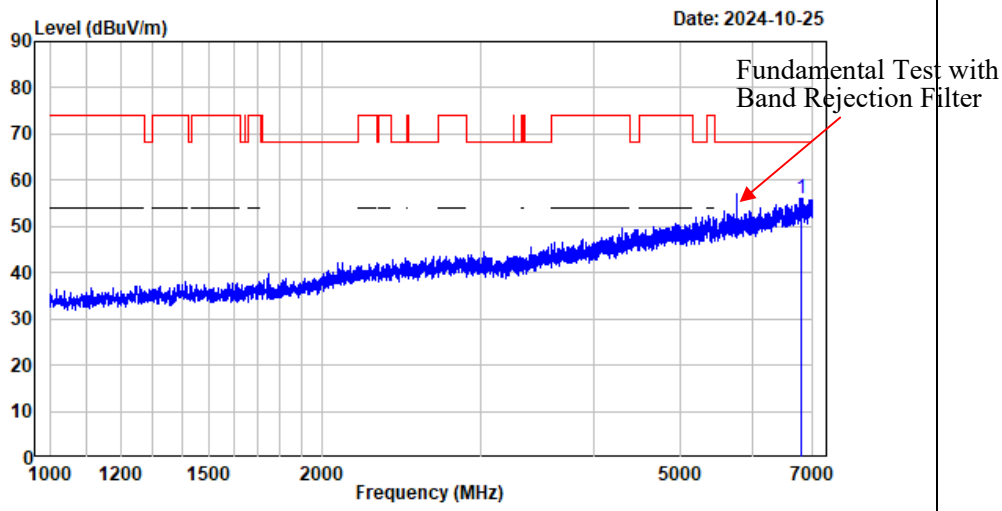


```
Condition   : Horizontal
Project No.: 2401Y48404E-RF
Tester      : Zenos Qiao
Note        : 5GWiFi-Band4-AX80-5775
```

	Freq	Factor	Read Level	Level	Limit Line	Over Limit	Remark
	MHz	dB/m	dBuV	dBuV/m	dBuV/m	dB	
1	6798.225	7.36	48.67	56.03	68.20	-12.17	Peak

Vertical

1-7GHz

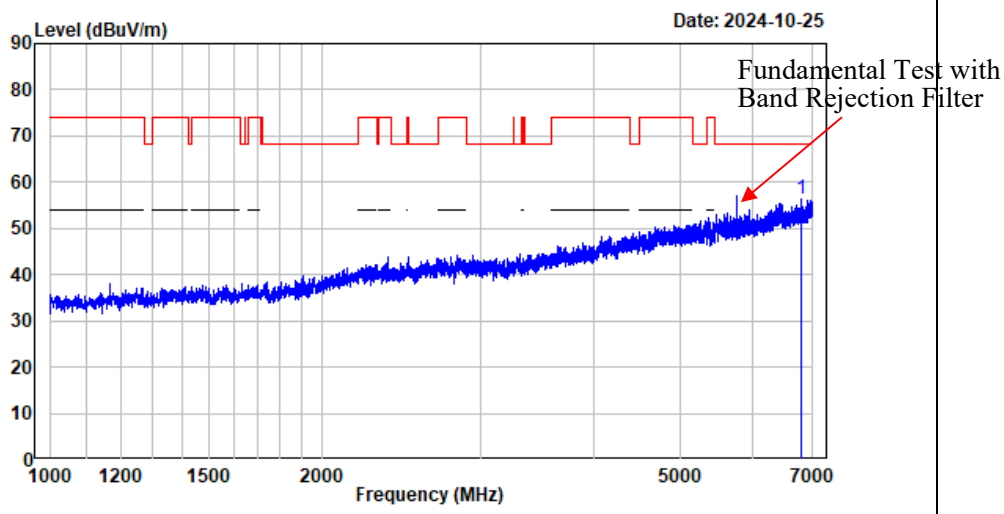

Condition : Vertical
Project No.: 2401Y48404E-RF
Tester : Zenos Qiao
Note : 5GWiFi-Band4-AX80-5775

	Freq	Factor	Read Level	Level	Limit Line	Over Limit	Remark
	MHz	dB/m	dBuV	dBuV/m	dBuV/m	dB	
1	6807.976	7.43	49.01	56.44	68.20	-11.76	Peak

Horizontal -Peak

7-18GHz

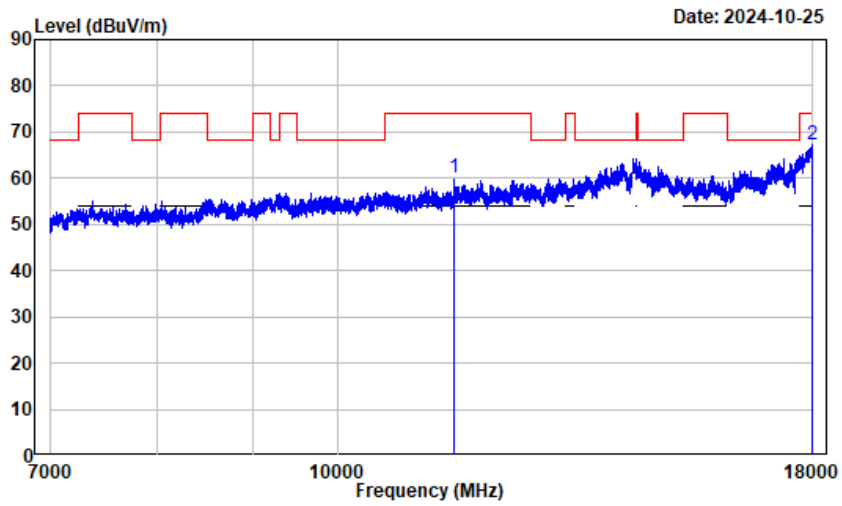

Condition : Horizontal
Project No.: 2401Y48404E-RF
Tester : Zenos Qiao
Note : 5GWiFi-Band4-AX80-5775

	Freq	Factor	Read Level	Level	Limit Line	Over Limit	Remark
	MHz	dB/m	dBuV	dBuV/m	dBuV/m	dB	
1	11550.000	14.13	46.12	60.25	74.00	-13.75	Peak
2	17984.870	24.51	42.65	67.16	74.00	-6.84	Peak

Horizontal -Average

7-18GHz

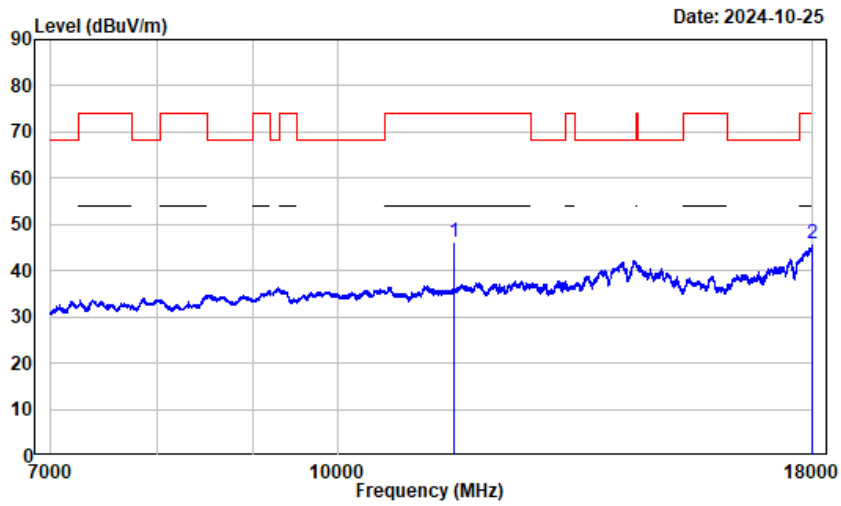

Condition : Horizontal
Project No.: 2401Y48404E-RF
Tester : Zenos Qiao
Note : 5GWiFi-Band4-AX80-5775

	Freq	Factor	Read Level	Level	Limit Line	Over Limit	Remark
	MHz	dB/m	dBuV	dBuV/m	dBuV/m	dB	
1	11550.000	14.13	32.04	46.17	54.00	-7.83	Average
2	17991.750	24.56	21.12	45.68	54.00	-8.32	Average

Note: Spectrum analyzer setting: RBW=1 MHz, VBW=5 kHz

Vertical -Peak

7-18GHz

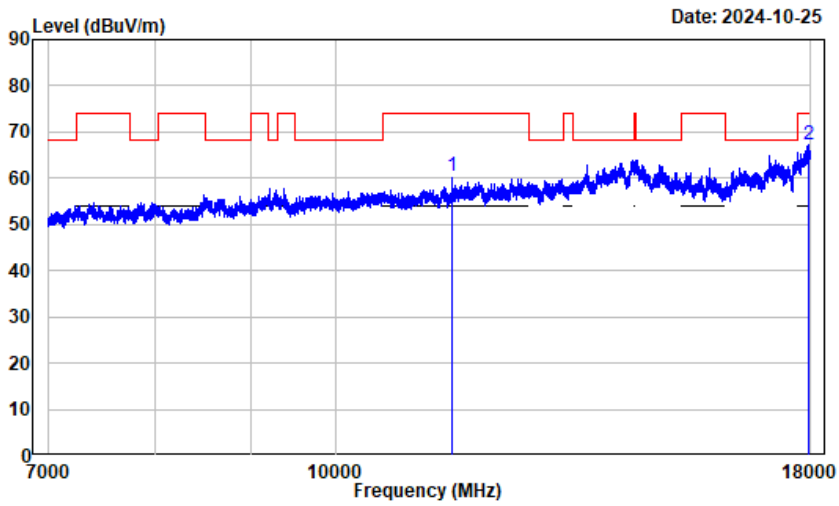

Condition : Vertical
Project No.: 2401Y48404E-RF
Tester : Zenos Qiao
Note : 5GWiFi-Band4-AX80-5775

	Freq	Factor	Read Level	Level	Limit Line	Over Limit	Remark
	MHz	dB/m	dBuV	dBuV/m	dBuV/m	dB	
1	11550.000	14.13	46.43	60.56	74.00	-13.44	Peak
2	17953.240	24.29	43.04	67.33	74.00	-6.67	Peak

Vertical -Average

7-18GHz

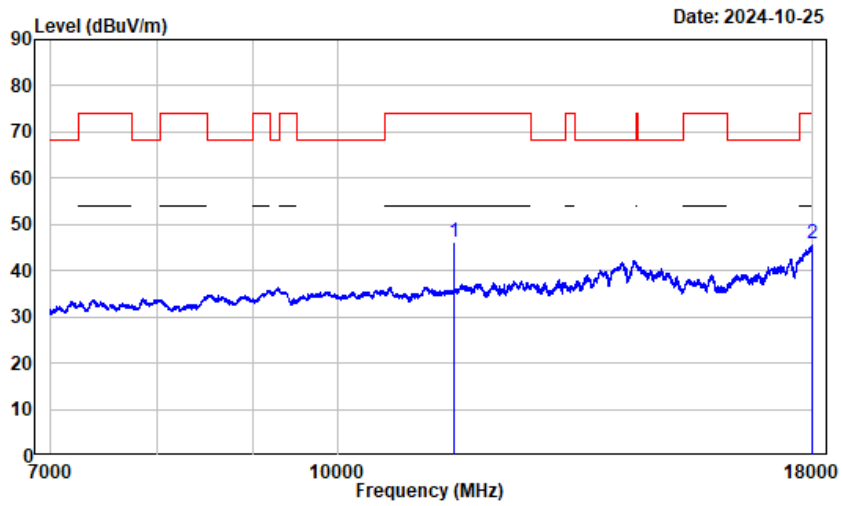

Condition : Vertical
Project No.: 2401Y48404E-RF
Tester : Zenos Qiao
Note : 5GWiFi-Band4-AX80-5775

	Freq	Factor	Read Level	Level	Limit Line	Over Limit	Remark
	MHz	dB/m	dBuV	dBuV/m	dBuV/m	dB	
1	11550.000	14.13	32.21	46.34	54.00	-7.66	Average
2	17998.630	24.61	21.27	45.88	54.00	-8.12	Average

Note: Spectrum analyzer setting: RBW=1 MHz, VBW=5 kHz

18-40GHz (*Only test with the worst harmonic margin***):**

Horizontal

18-40GHz

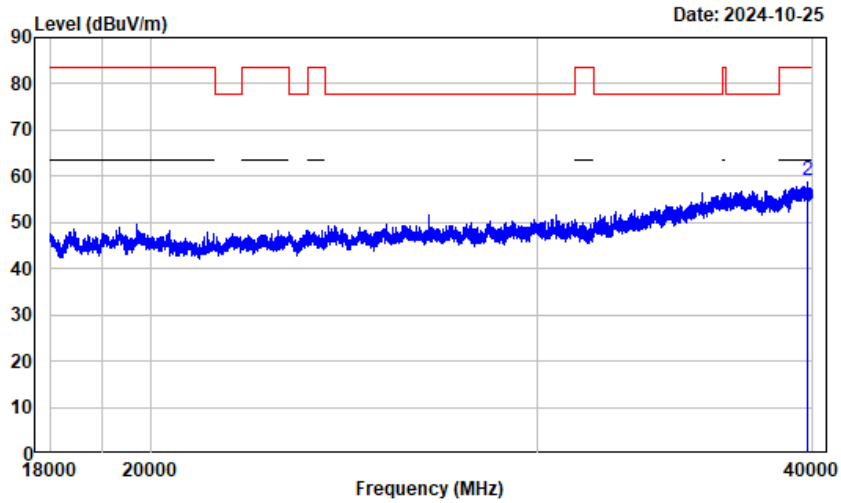

Condition : Horizontal
Project No.: 2401Y48404E-RF
Tester : Zenos Qiao
Note : 5GWiFi-ANT0-Band4-A-5825

	Freq	Factor	Read Level	Level	Limit Line	Over Limit	Remark
	MHz	dB/m	dBuV	dBuV/m	dBuV/m	dB	
1	39771.720	22.54	30.87	53.41	63.50	-10.09	Average
2	39771.720	22.54	36.64	59.18	83.50	-24.32	Peak

Vertical

18-40GHz

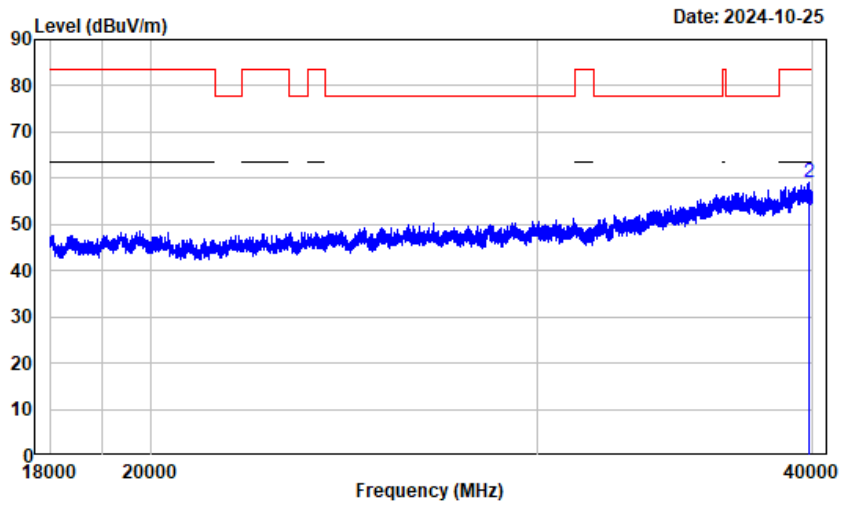

Condition : Vertical
Project No.: 2401Y48404E-RF
Tester : Zenos Qiao
Note : 5GWiFi-ANT0-Band4-A-5825

	Freq	Factor	Read Level	Level	Limit Line	Over Limit	Remark
	MHz	dB/m	dBuV	dBuV/m	dBuV/m	dB	
1	39826.730	22.51	30.57	53.08	63.50	-10.42	Average
2	39826.730	22.51	36.45	58.96	83.50	-24.54	Peak

FCC §15.407(a), (e) - 26 dB & 6dB EMISSION BANDWIDTH

Applicable Standard

The maximum power spectral density is measured as a conducted emission by direct connection of a calibrated test instrument to the equipment under test. If the device cannot be connected directly, alternative techniques acceptable to the Commission may be used. Measurements in the 5.725-5.85 GHz band are made over a reference bandwidth of 500 kHz or the 26 dB emission bandwidth of the device, whichever is less. Measurements in the 5.15-5.25 GHz, 5.25-5.35 GHz, and the 5.47-5.725 GHz bands are made over a bandwidth of 1 MHz or the 26 dB emission bandwidth of the device, whichever is less. A narrower resolution bandwidth can be used, provided that the measured power is integrated over the full reference bandwidth.

Within the 5.725-5.850 GHz band, the minimum 6 dB bandwidth of U-NII devices shall be at least 500 kHz.

Test Procedure

According to KDB789033 D02 section II.C and section II.D

1. Emission Bandwidth (EBW)
a) Set RBW = approximately 1% of the emission bandwidth.
b) Set the VBW > RBW.
c) Detector = Peak.
d) Trace mode = max hold.
e) Measure the maximum width of the emission that is 26 dB down from the maximum of the emission. Compare this with the RBW setting of the analyzer. Readjust RBW and repeat measurement as needed until the RBW/EBW ratio is approximately 1%.

2. Minimum Emission Bandwidth for the band 5.725-5.85 GHz
Section 15.407(e) specifies the minimum 6 dB emission bandwidth of at least 500 KHz for the band 5.725-5.85 GHz. The following procedure shall be used for measuring this bandwidth:
a) Set RBW = 100 kHz.
b) Set the video bandwidth (VBW) ≥ 3 × RBW.
c) Detector = Peak.
d) Trace mode = max hold.
e) Sweep = auto couple.
f) Allow the trace to stabilize.
g) Measure the maximum width of the emission that is constrained by the frequencies associated with the two outermost amplitude points (upper and lower frequencies) that are attenuated by 6 dB relative to the maximum level measured in the fundamental emission.

3. 99% Occupied Bandwidth:

According to ANSI C63.10-2013 Section 12.4.2&6.9.3

The occupied bandwidth is the frequency bandwidth such that, below its lower and above its upper frequency limits, the mean powers are each equal to 0.5% of the total mean power of the given emission. The following procedure shall be used for measuring 99% power bandwidth:
a) The instrument center frequency is set to the nominal EUT channel center frequency. The frequency span for the spectrum analyzer shall be between 1.5 times and 5.0 times the OBW.
b) The nominal IF filter bandwidth (3 dB RBW) shall be in the range of 1% to 5% of the OBW, and VBW shall be approximately three times the RBW, unless otherwise specified by the applicable requirement.

c) Set the reference level of the instrument as required, keeping the signal from exceeding the maximum input mixer level for linear operation. In general, the peak of the spectral envelope shall be more than [10 log (OBW/RBW)] below the reference level. Specific guidance is given in 4.1.5.2.
d) Step a) through step c) might require iteration to adjust within the specified range.
e) Video averaging is not permitted. Where practical, a sample detection and single sweep mode shall be used. Otherwise, peak detection and max hold mode (until the trace stabilizes) shall be used.
f) Use the 99% power bandwidth function of the instrument (if available) and report the measured bandwidth.
g) If the instrument does not have a 99% power bandwidth function, then the trace data points are recovered and directly summed in linear power terms. The recovered amplitude data points, beginning at the lowest frequency, are placed in a running sum until 0.5% of the total is reached; that frequency is recorded as the lower frequency. The process is repeated until 99.5% of the total is reached; that frequency is recorded as the upper frequency. The 99% power bandwidth is the difference between these two frequencies.
h) The occupied bandwidth shall be reported by providing plot(s) of the measuring instrument display; the plot axes and the scale units per division shall be clearly labeled. Tabular data may be reported in addition to the plot(s).

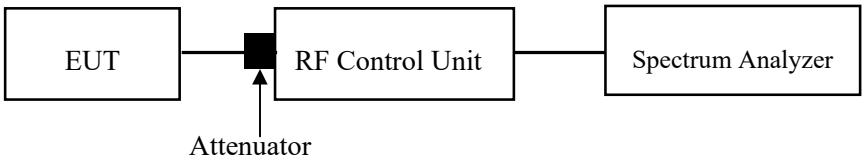

aTest Data

Environmental Conditions

Temperature:	25~28 °C
Relative Humidity:	55~57 %
ATM Pressure:	101 kPa

The testing was performed by Lee Li and Tom Tan from 2024-10-31 to 2024-11-30.

EUT operation mode: Transmitting

Test Result: Compliant. Please refer to the Appendix.

FCC §15.407(a) - CONDUCTED TRANSMITTER OUTPUT POWER

Applicable Standard

For an indoor access point operating in the band 5.15-5.25 GHz, the maximum conducted output power over the frequency band of operation shall not exceed 1 W provided the maximum antenna gain does not exceed 6 dBi. In addition, the maximum power spectral density shall not exceed 17 dBm in any 1 megahertz band. If transmitting antennas of directional gain greater than 6 dBi are used, both the maximum conducted output power and the maximum power spectral density shall be reduced by the amount in dB that the directional gain of the antenna exceeds 6 dBi.

For client devices in the 5.15-5.25 GHz band, the maximum conducted output power over the frequency band of operation shall not exceed 250 mW provided the maximum antenna gain does not exceed 6 dBi. In addition, the maximum power spectral density shall not exceed 11 dBm in any 1 megahertz band. If transmitting antennas of directional gain greater than 6 dBi are used, both the maximum conducted output power and the maximum power spectral density shall be reduced by the amount in dB that the directional gain of the antenna exceeds 6 dBi.

For the 5.25-5.35 GHz and 5.47-5.725 GHz bands, the maximum conducted output power over the frequency bands of operation shall not exceed the lesser of 250 mW or 11 dBm + 10 log B, where B is the 26 dB emission bandwidth in megahertz. In addition, the maximum power spectral density shall not exceed 11 dBm in any 1 megahertz band. If transmitting antennas of directional gain greater than 6 dBi are used, both the maximum conducted output power and the maximum power spectral density shall be reduced by the amount in dB that the directional gain of the antenna exceeds 6 dBi.

For the band 5.725-5.85 GHz, the maximum conducted output power over the frequency band of operation shall not exceed 1 W. In addition, the maximum power spectral density shall not exceed 30 dBm in any 500-kHz band. If transmitting antennas of directional gain greater than 6 dBi are used, both the maximum conducted output power and the maximum power spectral density shall be reduced by the amount in dB that the directional gain of the antenna exceeds 6 dBi. However, fixed point-to-point U-NII devices operating in this band may employ transmitting antennas with directional gain greater than 6 dBi without any corresponding reduction in transmitter conducted power. Fixed, point-to-point operations exclude the use of point-to-multipoint systems, omnidirectional applications, and multiple collocated transmitters transmitting the same information. The operator of the U-NII device, or if the equipment is professionally installed, the installer, is responsible for ensuring that systems employing high gain directional antennas are used exclusively for fixed, point-to-point operations.

Test Procedure

According to KDB 789033 D02 General UNII Test Procedures New Rules v02r01 Method PM-G should be applied

a. Place the EUT on a bench and set it in transmitting mode.
b. Remove the antenna from the EUT and then connect a low loss RF cable from the antenna port to one test equipment.

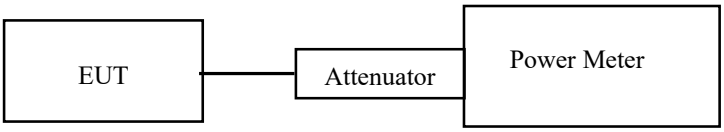

Note: A short RF cable with low cable loss connected to the EUT antenna port, which was provided by client or lab, the cable loss was add with offset into test equipment, the total offset consists of attenuator and/or RF cable and/or power splitter loss.

Test Data

Environmental Conditions

Temperature:	25 °C
Relative Humidity:	55 %
ATM Pressure:	101 kPa

The testing was performed by Lee Li on 2024-10-31.

EUT operation mode: Transmitting

Test Result: Compliant. Please refer to the Appendix.

FCC §15.407(a) - POWER SPECTRAL DENSITY

For client devices in the 5.15-5.25 GHz band, the maximum conducted output power over the frequency band of operation shall not exceed 250 mW provided the maximum antenna gain does not exceed 6 dBi. In addition, the maximum power spectral density shall not exceed 11 dBm in any 1 megahertz band. If transmitting antennas of directional gain greater than 6 dBi are used, both the maximum conducted output power and the maximum power spectral density shall be reduced by the amount in dB that the directional gain of the antenna exceeds 6 dBi.

For the 5.25-5.35 GHz and 5.47-5.725 GHz bands, the maximum conducted output power over the frequency bands of operation shall not exceed the lesser of 250 mW or 11 dBm + 10 log B, where B is the 26 dB emission bandwidth in megahertz. In addition, the maximum power spectral density shall not exceed 11 dBm in any 1 megahertz band. If transmitting antennas of directional gain greater than 6 dBi are used, both the maximum conducted output power and the maximum power spectral density shall be reduced by the amount in dB that the directional gain of the antenna exceeds 6 dBi.

For the band 5.725-5.85 GHz, the maximum conducted output power over the frequency band of operation shall not exceed 1 W. In addition, the maximum power spectral density shall not exceed 30 dBm in any 500-kHz band. If transmitting antennas of directional gain greater than 6 dBi are used, both the maximum conducted output power and the maximum power spectral density shall be reduced by the amount in dB that the directional gain of the antenna exceeds 6 dBi. However, fixed point-to-point U-NII devices operating in this band may employ transmitting antennas with directional gain greater than 6 dBi without any corresponding reduction in transmitter conducted power. Fixed, point-to-point operations exclude the use of point-to-multipoint systems, omnidirectional applications, and multiple collocated transmitters transmitting the same information. The operator of the U-NII device, or if the equipment is professionally installed, the installer, is responsible for ensuring that systems employing high gain directional antennas are used exclusively for fixed, point-to-point operations.

Test Procedure

According to KDB 789033 D02 General UNII Test Procedures New Rules v02r01

Duty cycle ≥98%

KDB 789033 D02 General UNII Test Procedures New Rules v02r01 Method SA-1 should be applied.

Duty cycle <98%, duty cycle variations are less than ±2%

KDB 789033 D02 General UNII Test Procedures New Rules v02r01 Method SA-2 should be applied.

Duty cycle <98%, duty cycle variations exceed ±2%

KDB 789033 D02 General UNII Test Procedures New Rules v02r01 Method SA-3 should be applied.

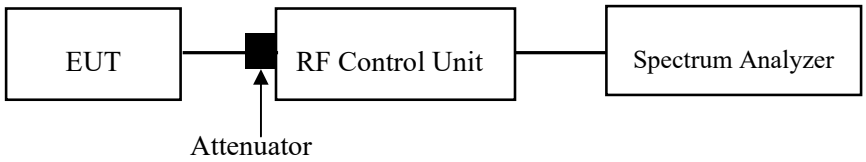

Note: A short RF cable with low cable loss connected to the EUT antenna port, which was provided by client or lab, the cable loss was add with offset into test equipment, the total offset consists of attenuator and/or RF cable and/or power splitter loss.

Test Data

Environmental Conditions

Temperature:	25 °C
Relative Humidity:	55 %
ATM Pressure:	101 kPa

The testing was performed by Lee Li on 2024-10-31.

EUT operation mode: Transmitting

Test Result: Compliant. Please refer to the Appendix.

EUT PHOTOGRAPHS

Please refer to the attachment 2401Y48404E-RF External photo and 2401Y48404E-RF Internal photo.

TEST SETUP PHOTOGRAPHS

Please refer to the attachment 2401Y48404E-RFC Test Setup photo.

APPENDIX

Appendix A1: Emission Bandwidth

Test Result

Test Mode	Antenna	Channel	26dB EBW [MHz]	Limit[MHz]	Verdict
11A	ANT0	5180	21.56	---	---
	ANT1	5180	21.96	---	---
	ANT0	5200	21.52	---	---
	ANT1	5200	22.32	---	---
	ANT0	5240	21.88	---	---
	ANT1	5240	22.36	---	---
	ANT0	5260	21.60	---	---
	ANT1	5260	21.84	---	---
	ANT0	5280	21.72	---	---
	ANT1	5280	22.44	---	---
	ANT0	5320	21.72	---	---
	ANT1	5320	22.12	---	---
	ANT0	5500	21.56	---	---
	ANT1	5500	22.16	---	---
	ANT0	5580	21.20	---	---
	ANT1	5580	22.12	---	---
	ANT0	5700	21.64	---	---
	ANT1	5700	22.48	---	---
	ANT0	5720	21.44	---	---
	ANT1	5720	22.28	---	---
	ANT0	5720_UNII-2C	15.84	---	---
	ANT1	5720_UNII-2C	16.16		
	ANT0	5720_UNII-3	5.6		
	ANT1	5720_UNII-3	6.12	---	---
11AC20MIMO	ANT0	5180	22.20	---	---
	ANT1	5180	22.60	---	---
	ANT0	5200	22.32	---	---
	ANT1	5200	22.48	---	---
	ANT0	5240	22.64	---	---
	ANT1	5240	22.32	---	---
	ANT0	5260	22.28	---	---
	ANT1	5260	22.48	---	---
	ANT0	5280	22.16	---	---
	ANT1	5280	22.56	---	---
	ANT0	5320	22.32	---	---
	ANT1	5320	22.44	---	---
	ANT0	5500	22.56	---	---
	ANT1	5500	22.28	---	---

	ANT0	5580	22.28	---	---
	ANT1	5580	22.48	---	---
	ANT0	5700	22.44	---	---
	ANT1	5700	22.40	---	---
	ANT0	5720	22.20	---	---
	ANT1	5720	22.52	---	---
	ANT0	5720_UNII-2C	16.2	---	---
	ANT1	5720_UNII-2C	16.4		
	ANT0	5720_UNII-3	6		
	ANT1	5720_UNII-3	6.12	---	---
11AC40MIMO	ANT0	5190	40.64	---	---
	ANT1	5190	41.28	---	---
	ANT0	5230	40.48	---	---
	ANT1	5230	41.04	---	---
	ANT0	5270	40.56	---	---
	ANT1	5270	41.04	---	---
	ANT0	5310	40.56	---	---
	ANT1	5310	41.12	---	---
	ANT0	5510	41.20	---	---
	ANT1	5510	40.72	---	---
	ANT0	5550	40.88	---	---
	ANT1	5550	40.64	---	---
	ANT0	5670	40.96	---	---
	ANT1	5670	40.88	---	---
	ANT0	5710	41.04	---	---
	ANT1	5710	41.28	---	---
	ANT0	5710_UNII-2C	35.56	---	---
	ANT1	5710_UNII-2C	35.72		
	ANT0	5710_UNII-3	5.48		
	ANT1	5710_UNII-3	5.56	---	---
11AC80MIMO	ANT0	5210	80.80	---	---
	ANT1	5210	81.12	---	---
	ANT0	5290	80.80	---	---
	ANT1	5290	82.08	---	---
	ANT0	5530	81.12	---	---
	ANT1	5530	81.12	---	---
	ANT0	5610	81.00	---	---
	ANT1	5610	81.00	---	---
	ANT0	5690	81.20	---	---
	ANT1	5690	81.00	---	---
	ANT0	5690_UNII-2C	75.6	---	---
	ANT1	5690_UNII-2C	75.4		
	ANT0	5690_UNII-3	5.6		
	ANT1	5690_UNII-3	5.6	---	---
11AX20MIMO	ANT0	5180	22.44	---	---

	ANT1	5180	22.56	---	---
	ANT0	5200	22.64	---	---
	ANT1	5200	22.64	---	---
	ANT0	5240	22.52	---	---
	ANT1	5240	22.52	---	---
	ANT0	5260	22.56	---	---
	ANT1	5260	22.56	---	---
	ANT0	5280	22.52	---	---
	ANT1	5280	22.72	---	---
	ANT0	5320	22.60	---	---
	ANT1	5320	22.12	---	---
	ANT0	5500	22.64	---	---
	ANT1	5500	22.80	---	---
	ANT0	5580	22.32	---	---
	ANT1	5580	22.84	---	---
	ANT0	5700	22.76	---	---
	ANT1	5700	22.68	---	---
	ANT0	5720	22.60	---	---
	ANT1	5720	22.28	---	---
	ANT0	5720_UNII-2C	16.36	---	---
	ANT1	5720_UNII-2C	16.16		
	ANT0	5720_UNII-3	6.24		
	ANT1	5720_UNII-3	6.12	---	---
11AX40MIMO	ANT0	5190	41.52	---	---
	ANT1	5190	41.44	---	---
	ANT0	5230	41.68	---	---
	ANT1	5230	41.76	---	---
	ANT0	5270	41.52	---	---
	ANT1	5270	41.60	---	---
	ANT0	5310	40.88	---	---
	ANT1	5310	40.88	---	---
	ANT0	5510	41.60	---	---
	ANT1	5510	41.52	---	---
	ANT0	5550	41.52	---	---
	ANT1	5550	41.52	---	---
	ANT0	5670	41.60	---	---
	ANT1	5670	41.60	---	---
	ANT0	5710	41.68	---	---
	ANT1	5710	41.68	---	---
	ANT0	5710_UNII-2C	35.88	---	---
	ANT1	5710_UNII-2C	35.88		
	ANT0	5710_UNII-3	5.8		
	ANT1	5710_UNII-3	5.8	---	---
11AX80MIMO	ANT0	5210	83.52	---	---
	ANT1	5210	83.52	---	---

	ANT0	5290	83.04	---	---
	ANT1	5290	83.68	---	---
	ANT0	5530	82.88	---	---
	ANT1	5530	83.20	---	---
	ANT0	5610	83.36	---	---
	ANT1	5610	83.04	---	---
	ANT0	5690	91.52	---	---
	ANT1	5690	83.68	---	---
	ANT0	5690_UNII-2C	76.44	---	---
	ANT1	5690_UNII-2C	76.6		
	ANT0	5690_UNII-3	15.08		
	ANT1	5690_UNII-3	7.08	---	---

Test Graphs

11A_ANT0_5180

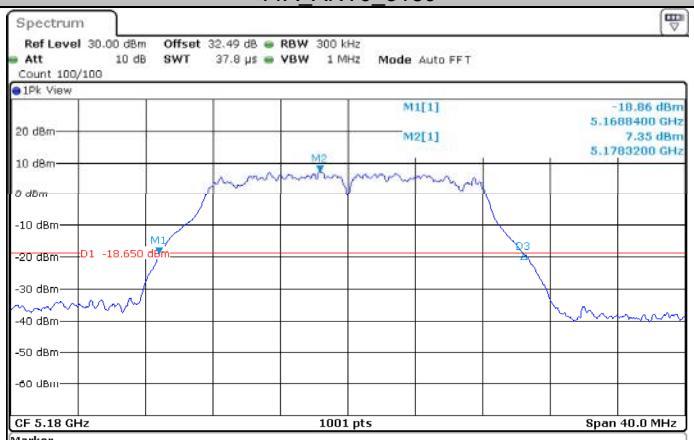

Marker

Type	Ref	Trc	X-value	Y-value	Function	Function Result
M1		1	5.16884 GHz	-18.86 dBm		
M2		1	5.17832 GHz	7.35 dBm		
D3	M1	1	21.56 MHz	0.03 dB		

ProjectNo.:2401Y48404E-RFTester:Tom Tan
Date: 29.NOV.2024 20:35:04

11A_ANT1_5180

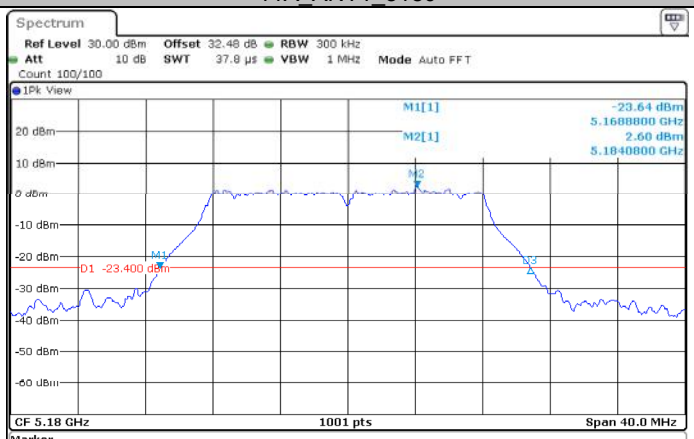

Marker

Type	Ref	Trc	X-value	Y-value	Function	Function Result
M1		1	5.16888 GHz	-23.64 dBm		
M2		1	5.18408 GHz	2.60 dBm		
D3	M1	1	21.96 MHz	0.13 dB		

ProjectNo.:2401Y48404E-RFTester:Tom Tan
Date: 29.NOV.2024 20:59:36