Testing Laboratory 3787

RADIO TEST REPORT

FCC ID	:	Z3WAIR4991-41
Equipment	:	AT&T ALL-Fi Extender
Brand Name	:	Airties
Model Name	:	WFEXT4991-41
Applicant	:	AirTies Wireless Networks Sehit Mehmet Mikdat Uluunlu Sokagi No:23 Esentepe, Sisli İstanbul, 34394 Turkey
Manufacturer	:	AirTies Wireless Networks Sehit Mehmet Mikdat Uluunlu Sokagi No:23 Esentepe, Sisli İstanbul, 34394 Turkey
Standard	:	47 CFR FCC Part 15.407

The product was received on Jun. 17, 2024, and testing was started from Jul. 26, 2024 and completed on Sep. 12, 2024. We, Sporton International Inc. Hsinchu Laboratory, would like to declare that the tested sample has been evaluated in accordance with the procedures given in ANSI C63.10-2013 and shown compliance with the applicable technical standards.

The test results in this variant report apply exclusively to the tested model / sample. Without written approval of Sporton International Inc. Hsinchu Laboratory, the test report shall not be reproduced except in full.

Approved by: Sam Chen

Sporton International Inc. Hsinchu Laboratory
No.8, Ln. 724, Bo'ai St., Zhubei City, Hsinchu County 302010, Taiwan (R.O.C.)

Table of Contents

History of this test report **3**

Summary of Test Result **4**

1 General Description **5**

1.1 Information 5
1.2 Applicable Standards 11
1.3 Testing Location Information 11
1.4 Measurement Uncertainty 12

2 Test Configuration of EUT **13**

2.1 Test Channel Mode 13
2.2 The Worst Case Measurement Configuration 14
2.3 EUT Operation during Test 15
2.4 Accessories 16
2.5 Support Equipment 16
2.6 Test Setup Diagram 17

3 Transmitter Test Result **18**

3.1 Emission Bandwidth 18
3.2 Maximum Equivalent Isotopically Radiated Power (E.I.R.P.) 19
3.3 Peak Power Spectral Density (E.I.R.P.) 22
3.4 Unwanted Emissions 25

4 Test Equipment and Calibration Data **30**

Appendix A. Test Results of Emission Bandwidth

Appendix B. Test Results of Maximum Equivalent Isotopically Radiated Power (E.I.R.P.)

Appendix C. Test Results of Peak Power Spectral Density (E.I.R.P.)

Appendix D. Test Results of Unwanted Emissions

Appendix E. Test Photos

Photographs of EUT v01

History of this test report

Report No.	Version	Description	Issued Date
FR3D0518-03	01	Initial issue of report	Nov. 12, 2024

Summary of Test Result

Report Clause	Ref Std. Clause	Test Items	Result (PASS/FAIL)	Remark
1.1.2	15.203	Antenna Requirement	PASS	-
3.1	15.407(a)	Emission Bandwidth	PASS	-
3.2	15.407(a)	Maximum Equivalent Isotopically Radiated Power (E.I.R.P.)	PASS	-
3.3	15.407(a)	Peak Power Spectral Density (E.I.R.P.)	PASS	-
3.4	15.407(b)	Unwanted Emissions	PASS	-
Note: Reference to Sporton Project No.: 3D0518-02				

Conformity Assessment Condition:

1. The test results (PASS/FAIL) with all measurement uncertainty excluded are presented against the regulation limits or in accordance with the requirements stipulated by the applicant/manufacturer who shall bear all the risks of non-compliance that may potentially occur if measurement uncertainty is taken into account.
2. The measurement uncertainty please refer to each test result in the chapter "Measurement Uncertainty".

Disclaimer:

The product specifications of the EUT presented in the test report that may affect the test assessments are declared by the manufacturer who shall take full responsibility for the authenticity.

Reviewed by: Sam Chen
Report Producer: Cathy Chiu

1 General Description

1.1 Information

1.1.1 RF General Information

Frequency Range (MHz)	IEEE Std. 802.11	Ch. Frequency (MHz)	Channel Number
5925-6425	ax (HEW20), be (EHT20)	5955-6415	1-93 [24]
6525-6875		6535-6855	117-181 [17]
5925-6425	ax (HEW40), be (EHT40)	5965-6405	3-91 [12]
6525-6875		6565-6845	123-179 [8]
5925-6425	ax (HEW80), be (EHT80)	5985-6385	7-87 [6]
6525-6875		6625-6785	135-167 [3]
5925-6425	ax (HEW160), be (EHT160)	6025-6345	15-79 [3]
6525-6875		6665	143 [1]
5925-6425	be (EHT320)	6105-6265	31-63 [2]

Band	Mode	BWch (MHz)	Nant
5.925-6.425GHz	802.11ax HEW20	20	4TX
5.925-6.425GHz	802.11ax HEW20-BF	20	4TX
5.925-6.425GHz	802.11be EHT20	20	4TX
5.925-6.425GHz	802.11be EHT20-BF	20	4TX
5.925-6.425GHz	802.11ax HEW40	40	4TX
5.925-6.425GHz	802.11ax HEW40-BF	40	4TX
5.925-6.425GHz	802.11be EHT40	40	4TX
5.925-6.425GHz	802.11be EHT40-BF	40	4TX
5.925-6.425GHz	802.11ax HEW80	80	4TX
5.925-6.425GHz	802.11ax HEW80-BF	80	4TX
5.925-6.425GHz	802.11be EHT80	80	4TX
5.925-6.425GHz	802.11be EHT80-BF	80	4TX
5.925-6.425GHz	802.11ax HEW160	160	4TX
5.925-6.425GHz	802.11ax HEW160-BF	160	4TX
5.925-6.425GHz	802.11be EHT160	160	4TX
5.925-6.425GHz	802.11be EHT160-BF	160	4TX
5.925-6.425GHz	802.11be EHT320	320	4TX
5.925-6.425GHz	802.11be EHT320-BF	320	4TX
6.525-6.875GHz	802.11ax HEW20	20	4TX
6.525-6.875GHz	802.11ax HEW20-BF	20	4TX
6.525-6.875GHz	802.11be EHT20	20	4TX

Band	Mode	BWch (MHz)	Nant
6.525-6.875GHz	802.11be EHT20-BF	20	4TX
6.525-6.875GHz	802.11ax HEW40	40	4TX
6.525-6.875GHz	802.11ax HEW40-BF	40	4TX
6.525-6.875GHz	802.11be EHT40	40	4TX
6.525-6.875GHz	802.11be EHT40-BF	40	4TX
6.525-6.875GHz	802.11ax HEW80	80	4TX
6.525-6.875GHz	802.11ax HEW80-BF	80	4TX
6.525-6.875GHz	802.11be EHT80	80	4TX
6.525-6.875GHz	802.11be EHT80-BF	80	4TX
6.525-6.875GHz	802.11ax HEW160	160	4TX
6.525-6.875GHz	802.11ax HEW160-BF	160	4TX
6.525-6.875GHz	802.11be EHT160	160	4TX
6.525-6.875GHz	802.11be EHT160-BF	160	4TX

Note:
- HEW20, HEW40, HEW80 and HEW160 use a combination of OFDMA-BPSK, QPSK, 16QAM, 64QAM, 256QAM, 1024QAM modulation.
- EHT20, EHT40, EHT80 and EHT160, EHT320 use a combination of OFDMA-BPSK, QPSK, 16QAM, 64QAM, 256QAM, 1024QAM, 4096QAM modulation.
- BWch is the nominal channel bandwidth.

1.1.2 Antenna Information

Ant.	Port				Brand	Model Name	Antenna Type	Connector	Gain (dBi)
	WLAN			Bluetooth /Zigbee					
	2.4GHz	5GHz	6GHz						
1	-	-	1	-	Galtronics	60-3744-03-2	PIFA	I-Pex	Note 1
2	-	-	2	-	Galtronics	60-3695-03-1	PIFA	I-Pex	
3	-	-	3	-	Galtronics	60-3695-03-2	PIFA	I-Pex	
4	-	-	4	-	Galtronics	60-3744-03-2	PIFA	I-Pex	
5	1	1	-	-	Galtronics	60-3693-03-2	PIFA	I-Pex	
6	-	2	-	-	Galtronics	60-2917-03	PIFA	I-Pex	
7	2	3	-	-	Galtronics	60-3755-03-2	PIFA	I-Pex	
8	-	4	-	-	Galtronics	60-2917-03	PIFA	I-Pex	
9	-	-	-	1	Airties	Air-BT-01	PCB	I-Pex	
10	-	-	-	2	Airties	Air-BT-02	PCB	I-Pex	
11	-	-	-	-	Galtronics	60-3756-03-2	PCB	I-Pex	

Ant.	Remark
1	6G4 (Mated to Connector J1)
2	6G3 (Mated to Connector J2)
3	6G1 (Mated to Connector J3)
4	6G2 (Mated to Connector J4)
5	DB1 (Mated to Connector J20)
6	5G2 (Mated to Connector J21)
7	DB2 (Mated to Connector J22)
8	5G1 (Mated to Connector J23)
9	N/A
10	N/A
11	GNSS

Note 1:

Ant.	Antenna Gain (dBi)										
	WLAN 2.4GHz	WLAN 5GHz				WLAN 6GHz				Bluetooth /Zigbee	GPS
		UNII 1	UNII 2A	UNII 2C	UNII 3	UNII 5	UNII 6	UNII 7	UNII 8		
1	-	-	-	-	-	5.38	3.86	4.02	2.84	-	-
2	-	-	-	-	-	5.09	4.72	4.61	4.69	-	-
3	-	-	-	-	-	4.88	6.09	5.24	6.46	-	-
4	-	-	-	-	-	6.63	6.7	5.53	6.03	-	-
5	2.16	3.61	2.65	2.56	2.47	-	-	-	-	-	-
6	-	2.73	2.49	3.24	3.3	-	-	-	-	-	-
7	2.15	3.89	3.85	3.62	2.69	-	-	-	-	-	-
8	-	2.31	2.88	3.09	2.63	-	-	-	-	-	-
9	-	-	-	-	-	-	-	-	-	4.3	-
10	-	-	-	-	-	-	-	-	-	4.3	-
11	-	-	-	-	-	-	-	-	-	-	4.7

Item	Directional Gain (dBi)								
	WLAN 2.4GHz	WLAN 5GHz				WLAN 6GHz			
		UNII 1	UNII 2A	UNII 2C	UNII 3	UNII 5	UNII 6	UNII 7	UNII 8
2T1S	3.95	-	-	-	-	-	-	-	-
2T2S	2.16	-	-	-	-	-	-	-	-
4T1S	-	3.89	3.85	3.62	3.36	6.63	6.72	5.96	6.72
4T2S	-	3.89	3.85	3.62	3.3	6.63	6.7	5.53	6.46
4T4S	-	3.89	3.85	3.62	3.3	6.63	6.7	5.53	6.46

Note 2: The above information (except gain of Ant. 1~8 and directional gain) was declared by the manufacturer.

Note 3: For 2.4GHz/5GHz/6GHz, the antenna gain and directional gain are measured which follow the procedure of KDB 662911 D03.

Note 4: **For 2.4GHz function:**

For IEEE 802.11 b/g/n/VHT/ax/be (2TX/2RX):

Port 1 and Port 2 can be used as transmitting/receiving antenna.

Port 1 and Port 2 could transmit/receive simultaneously.

For 5GHz function:

For IEEE 802.11 a/n/ac/ax/be (4TX/4RX):

Port 1~4 can be used as transmitting/receiving antenna.

Port 1~4 could transmit/receive simultaneously.

For 6GHz function:

For IEEE 802.11 ax/be (4TX/4RX):

Port 1~4 can be used as transmitting/receiving antenna.

Port 1~4 could transmit/receive simultaneously.

For Bluetooth function (1TX/1RX):

The EUT supports the antenna with TX/RX diversity functions.

Port 1~2 can be used as transmitting/receiving antenna, but only one of them will be used at one time.

For Zigbee function (1TX/1RX):

The EUT supports the antenna with TX/RX diversity functions.

Port 1~2 can be used as transmitting/receiving antenna, but only one of them will be used at one time.

For GPS function (1RX):

Only Ant. 11 can be used as receiving antenna.

1.1.3 Mode Test Duty Cycle

Mode	DC	DCF (dB)	T (s)	VBW (Hz)_1/T
802.11be EHT20-BF_Nss1,(MCS0)	0.95	0.22	3.122m	1k
802.11be EHT40-BF_Nss1,(MCS0)	0.921	0.36	4.644m	300
802.11be EHT80-BF_Nss1,(MCS0)	0.955	0.2	4.403m	300
802.11be EHT160-BF_Nss1,(MCS0)	0.959	0.18	5.108m	300
802.11be EHT320-BF_Nss1,(MCS0)	0.908	0.42	5.116m	300

Note:
- DC is Duty Cycle.
- DCF is Duty Cycle Factor.

1.1.4 EUT Operational Condition

EUT Power Type	From Power Adapter			
Beamforming Function	☒	With beamforming	☐	Without beamforming
	The product has beamforming function for n/VHT/ax/be in 2.4GHz, n/ac/ax/be in 5GHz and ax/be in 6GHz.			
Device Type	☒	Indoor Access Point	☒	Subordinate
	☐	Indoor Client	☒	Standard Power Access Point
	☐	Dual Client	☐	Standard Client
	☐	Fixed Client	☐	Very Low Power
Condition of EUT	☒	Indoor	☐	Outdoor
Channel Puncturing Function	☐	Supported Static Puncturing		
	☐	Supported Dynamic Puncturing		
	☒	Unsupported		
Support RU	☒	Full RU	☐	Partial RU
HW	HW1.2			
SW	4.193.2.0_wltest			
SN	J50VA4HW100123 For Support Equipment: J50VA4DC100079			
Test Software Version	accessMtool 3.3.0.7			

Note: The above information was declared by manufacturer.

1.1.5 Table for EUT Supports Function

Support Type	Remark
AP Router	Support 2.4GHz / 5GHz UNII 1~3 / 6GHz UNII 5~8
Mesh	Support 5GHz UNII 1~3 / 6GHz UNII 5~8

Note: The above information was declared by manufacturer.

1.1.6 Table for Permissive Change

This product is an extension of original one reported under Sporton project number: FR3D0518-02AC

Below is the table for the change of the product with respect to the original one.

Modifications	Performance Checking
Adding the Standard Power Access Point for UNII-5, UNII-7.	1. Emission Bandwidth 2. Maximum Equivalent Isotopically Radiated Power (E.I.R.P.) 3. Peak Power Spectral Density (E.I.R.P.) 4. Unwanted Emissions above 1GHz

1.2 Applicable Standards

According to the specifications of the manufacturer, the EUT must comply with the requirements of the following standards:

- 47 CFR FCC Part 15.407
- ANSI C63.10-2013
- FCC KDB 789033 D02 v02r01

The following reference test guidance is not within the scope of accreditation of TAF.

- FCC KDB 987594 D02 v03
- FCC KDB 662911 D03 v01
- FCC KDB 412172 D01 v01r01

1.3 Testing Location Information

Testing Location Information	
Test Lab.：Sporton International Inc. Hsinchu Laboratory	
Hsinchu (TAF: 3787)	ADD: No.8, Ln. 724, Bo'ai St., Zhubei City, Hsinchu County 302010, Taiwan (R.O.C.) TEL: 886-3-656-9065 FAX: 886-3-656-9085 Test site Designation No. TW3787 with FCC. Conformity Assessment Body Identifier (CABID) TW3787 with ISED.

Test Condition	Test Site No.	Test Engineer	Test Environment (°C / %)	Test Date
RF Conducted (For other tests)	TH03-CB	Brian Sun	23.4~24.2 / 58~61	Aug. 07, 2024
Radiated (Above 1GHz) and RF Radiated (E.I.R.P. Power/PSD)	03CH01-CB	Alex Kuo	22-23 / 55-58	Jul. 26, 2024~ Sep. 12, 2024
	03CH04-CB	Alex Kuo	22.7-23.8 / 56-59	Jul. 26, 2024~ Sep. 12, 2024

1.4 Measurement Uncertainty

ISO/IEC 17025 requires that an estimate of the measurement uncertainties associated with the emissions test results be included in the report. The measurement uncertainties given below are based on a 95% confidence level (based on a coverage factor (k=2)

Test Items	Uncertainty	Remark
Radiated Emission (1GHz ~ 18GHz)	4.2 dB	Confidence levels of 95%
Radiated Emission (18GHz ~ 40GHz)	4.0 dB	Confidence levels of 95%
Conducted Emission	3.1 dB	Confidence levels of 95%
Output Power Measurement	0.8 dB	Confidence levels of 95%
Power Density Measurement	3.1 dB	Confidence levels of 95%
Bandwidth Measurement	2.1 %	Confidence levels of 95%

2 Test Configuration of EUT

2.1 Test Channel Mode

Mode
802.11be EHT20-BF_Nss1,(MCS0)_4TX
5955MHz
6195MHz
6415MHz
6535MHz
6695MHz
6855MHz
802.11be EHT40-BF_Nss1,(MCS0)_4TX
5965MHz
6205MHz
6405MHz
6565MHz
6685MHz
6845MHz
802.11be EHT80-BF_Nss1,(MCS0)_4TX
5985MHz
6225MHz
6385MHz
6625MHz
6705MHz
6785MHz
802.11be EHT160-BF_Nss1,(MCS0)_4TX
6025MHz
6185MHz
6345MHz
6665MHz
802.11be EHT320-BF_Nss1,(MCS0)_4TX
6105MHz
6265MHz

Note:
- Evaluated EHT20/EHT40/EHT80/EHT160 mode only due to the similar modulation. The power setting of HEW20/HEW40/HEW80/HEW160 mode are the same or lower than EHT20/EHT40/EHT80/ EHT160.
- The EUT supports non-beamforming and beamforming mode, only beamforming mode has been selected to test.

2.2 The Worst Case Measurement Configuration

The Worst Case Mode for Following Conformance Tests	
Tests Item	Emission Bandwidth
Test Condition	Conducted measurement at transmit chains

The Worst Case Mode for Following Conformance Tests	
Tests Item	Maximum Equivalent Isotopically Radiated Power (E.I.R.P.) Peak Power Spectral Density (E.I.R.P.)
Test Condition	Radiated measurement If EUT consist of multiple antenna assembly (multiple antenna are used in EUT regardless of spatial multiplexing MIMO configuration), the radiated test should be performed with highest antenna gain of each antenna type.
After evaluating, and the worst case was found at Y axis, so it was selected to perform test and its test result was written in the report.	
1	EUT in Y axis

The Worst Case Mode for Following Conformance Tests	
Tests Item	Unwanted Emissions
Test Condition	Radiated measurement If EUT consist of multiple antenna assembly (multiple antenna are used in EUT regardless of spatial multiplexing MIMO configuration), the radiated test should be performed with highest antenna gain of each antenna type.
Operating Mode > 1GHz	CTX
After evaluating, and the worst case was found at Y axis, so it was selected to perform test and its test result was written in the report.	
1	EUT in Y axis

The Worst Case Mode for Following Conformance Tests	
Tests Item	Emission MASK
Test Condition	Conducted measurement at transmit chains

The Worst Case Mode for Following Conformance Tests	
Tests Item	Simultaneous Transmission Analysis - Co-location RF Exposure Evaluation
Operating Mode	
1	WLAN 2.4GHz + WLAN 5GHz + WLAN 6GHz (6ID) + Bluetooth
2	WLAN 2.4GHz + WLAN 5GHz + WLAN 6GHz (6ID)+ Zigbee
3	WLAN 2.4GHz + WLAN 5GHz + WLAN 6GHz (6SD)+ Bluetooth
4	WLAN 2.4GHz + WLAN 5GHz + WLAN 6GHz (6SD)+ Zigbee
Refer to Sporton Test Report No.: FA3D0518-03 for Co-location RF Exposure Evaluation.	

2.3 EUT Operation during Test

For Conducted Mode:

The EUT was programmed to be in continuously transmitting mode.

For Radiated Mode:

During the test, the following programs under WIN 7 were executed.
The program was executed as follows:
1. During the test, the EUT operation to normal function.
2. Executed command fixed test channel under DOS.
3. Executed "Lantest.exe" to link with the remote workstation to transmit and receive packet by Wireless AP and transmit duty cycle no less than 98%.

2.4 Accessories

Accessories			
Equipment Name	**Brand Name**	**Model Name**	**Rating**
Adapter	AT&T	EPS26R0-16	INPUT: 120V ~ 0.725A Max 60Hz OUTPUT: 12V, 2.2A, 26.4W
Other			
RJ-45 cable*1: non-shielded, 1.5m			

2.5 Support Equipment

For Radiated (above 1GHz) and RF Radiated (Maximum Equivalent Isotopically Radiated Power (E.I.R.P.) and Peak Power Spectral Density (E.I.R.P.):

Support Equipment				
No.	**Equipment**	**Brand Name**	**Model Name**	**FCC ID**
A	Notebook	DELL	E4300	N/A
B	WLAN Router	AT&T	WFEXT4991-41	Z3WAIR4991-41

For RF Conducted (Other tests):

Support Equipment				
No.	**Equipment**	**Brand Name**	**Model Name**	**FCC ID**
A	Notebook	DELL	E4300	N/A

2.6 Test Setup Diagram

Test Setup Diagram - Radiated Test > 1GHz

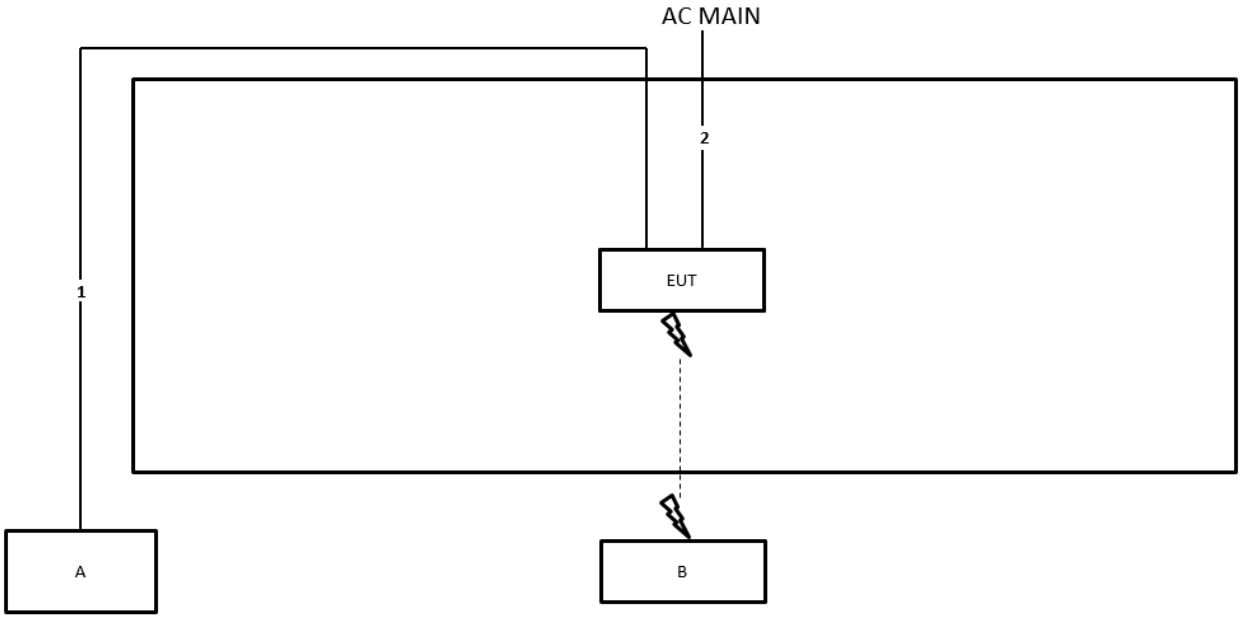

Item	Connection	Shielded	Length
1	RJ-45 cable	No	10m
2	Power cable	No	1.8m

3 Transmitter Test Result

3.1 Emission Bandwidth

3.1.1 Emission Bandwidth Limit

Emission Bandwidth Limit
UNII Devices
☒ For the 5925-6425 GHz band, N/A
☐ For the 6425-6525 GHz band, N/A
☒ For the 6525-6875 GHz band, N/A
☐ For the 6875-7125 GHz band, N/A
RLAN Devices
☐ For the 5925-6425 GHz band, N/A
☐ For the 6425-6525 GHz band, N/A
☐ For the 6525-6875 GHz band, N/A
☐ For the 6875-7125 GHz band, N/A

3.1.2 Measuring Instruments

Refer a test equipment and calibration data table in this test report.

3.1.3 Test Procedures

Test Method	
▪ For the emission bandwidth shall be measured using one of the options below:	
	☒ According to FCC KDB 987594 D02 clause II.C, measurement procedure shall refer to FCC KDB 789033 D02, clause C for EBW and clause D for OBW measurement.
	☐ Refer as ANSI C63.10, clause 6.9.1 for occupied bandwidth testing.
	☐ Refer as IC RSS-Gen, clause 4.6 for bandwidth testing.

3.1.4 Test Setup

Emission Bandwidth



3.1.5 Test Result of Emission Bandwidth

Refer as Appendix A

3.2 Maximum Equivalent Isotopically Radiated Power (E.I.R.P.)

3.2.1 Maximum Equivalent Isotopically Radiated Power (E.I.R.P.) Limit

Maximum Equivalent Isotopically Radiated Power (E.I.R.P.) Limit	
UNII Devices	
☒	For the 5.925 ~ 6.425 GHz band:
	▪ For standard power access point and fixed client device : e.i.r.p < 36 dBm. For outdoor devices, the maximum e.i.r.p. at any elevation angle above 30 degrees not exceed 125 mW (21 dBm).
	▪ For indoor access point : e.i.r.p < 30 dBm.
	▪ For subordinate device control of an indoor access point : e.i.r.p < 30 dBm.
	▪ For client device control of a standard power access point : e.i.r.p < 30 dBm.
	▪ For client device control of an indoor access point : e.i.r.p < 24 dBm.
	▪ For very low power device : e.i.r.p < 14 dBm.
☐	For the 6.425 ~ 6.525 GHz band:
	▪ For indoor access point : e.i.r.p < 30 dBm.
	▪ For client device control of an indoor access point : e.i.r.p < 24 dBm.
☒	For the 6.525 ~ 6.875 GHz band:
	▪ For standard power access point and fixed client device : e.i.r.p < 36 dBm. For outdoor devices, the maximum e.i.r.p. at any elevation angle above 30 degrees not exceed 125 mW (21 dBm).
	▪ For indoor access point : e.i.r.p < 30 dBm.
	▪ For subordinate device control of an indoor access point : e.i.r.p < 30 dBm.
	▪ For client device control of a standard power access point : e.i.r.p < 30 dBm.
	▪ For client device control of an indoor access point : e.i.r.p < 24 dBm.
	▪ For very low power device : e.i.r.p < 14 dBm.
☐	For the 6.875 ~ 7.125 GHz band:
	▪ For indoor access point : e.i.r.p < 30 dBm.
	▪ For client device control of an indoor access point : e.i.r.p < 24 dBm.
RLAN Devices	
☐	For the 5.925 ~ 7.125 GHz band:
	▪ For low-power indoor access-points & indoor subordinate devices < 30 dBm .
	▪ For low-power client devices < 24 dBm.
☐	For the 5.925 ~ 6.875 GHz band:
	▪ For standard-power access points & fixed client devices < 36 dBm. For outdoor devices, the maximum e.i.r.p. at any elevation angle above 30 degrees not exceed 125 mW (21 dBm).
	▪ For standard client devices < 30 dBm.

3.2.2 Measuring Instruments

Refer a test equipment and calibration data table in this test report.

3.2.3 Test Procedures

Test Method	
▪ According to FCC KDB 987594 D02 clause II.E, the test measurement procedure shall refer to KDB 789033.	
	Average over on/off periods with duty factor
	☒ Refer as FCC KDB 789033 D02, clause E Method SA-2 (spectral trace averaging). Spectrum analyzer setting: RBW/VBW : 1/3MHz ; Detector : RMS ; Trace mode : Average ; Sweep Count 100.
	☐ Refer as FCC KDB 789033 D02, clause E Method SA-2 Alt. (RMS detection with slow sweep speed)
	Wideband RF power meter and average over on/off periods with duty factor
	☐ Refer as FCC KDB 789033 D02, clause E Method PM-G (using an RF average power meter).
☐ For conducted measurement.	
	▪ If the EUT supports multiple transmit chains using options given below: Refer as FCC KDB 662911, In-band power measurements. Using the measure-and-sum approach, measured all transmit ports individually. Sum the power (in linear power units e.g., mW) of all ports for each individual sample and save them.
	▪ If multiple transmit chains, EIRP calculation could be following as methods: $P_{total} = P_1 + P_2 + \ldots + P_n$ (calculated in linear unit [mW] and transfer to log unit [dBm]) $EIRP_{total} = P_{total} + DG$
☒ For radiated measurement.	
	▪ Refer as FCC KDB 789033 D02 clause II A.1.F ”Antenna-port Conducted versus Radiated Testing”
	▪ Refer as ANSI C63.10, clause 6.6 for radiated emissions above 1GHz.
	▪ Refer as FCC KDB 412172 D01 clause 2.2 for EIRP calculation.

3.2.4 Test Setup

Radiated Measurement

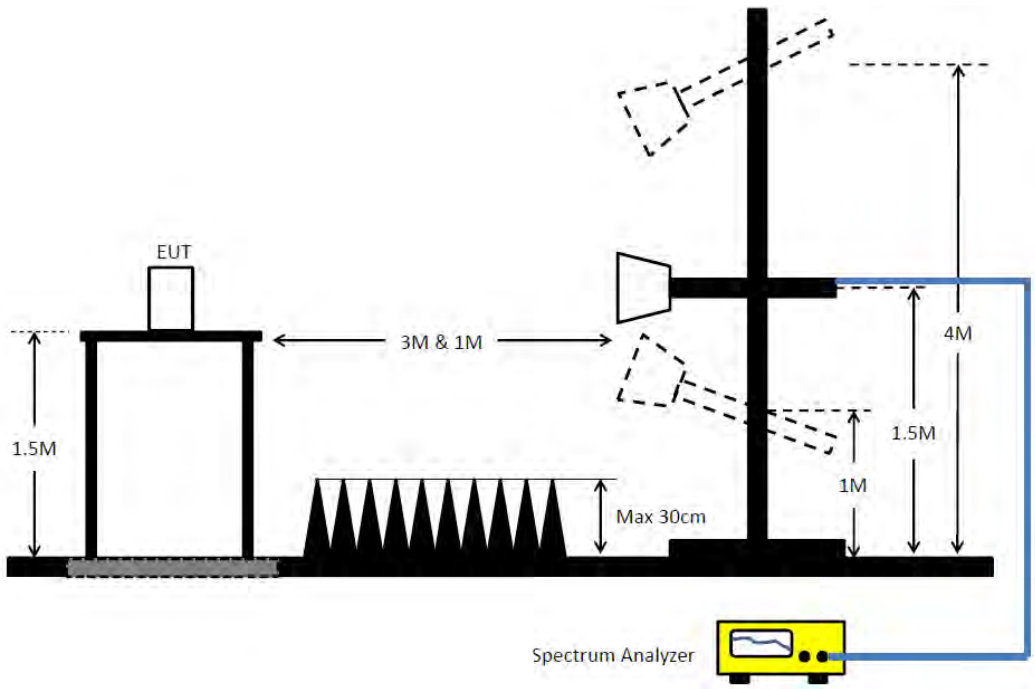

3.2.5 Test Result of Maximum Equivalent Isotopically Radiated Power (E.I.R.P)

Refer as Appendix B

3.3 Peak Power Spectral Density (E.I.R.P.)

3.3.1 Peak Power Spectral Density (E.I.R.P.) Limit

Peak Power Spectral Density (E.I.R.P.) Limit	
UNII Devices	
☒	For the 5.925 ~ 6.425 GHz band:
	▪ For standard power access point and fixed client device : e.i.r.p PSD < 23 dBm/MHz.
	▪ For indoor access point : e.i.r.p PSD < 5 dBm/MHz.
	▪ For subordinate device control of an indoor access point : e.i.r.p PSD < 5 dBm/MHz.
	▪ For client device control of a standard power access point : e.i.r.p PSD < 17 dBm/MHz.
	▪ For client device control of an indoor access point : e.i.r.p PSD < -1 dBm/MHz.
	▪ For very low power device : e.i.r.p PSD < -5 dBm/MHz.
☐	For the 6.425 ~ 6.525 GHz band:
	▪ For indoor access point : e.i.r.p PSD < 5 dBm/MHz.
	▪ For client device control of an indoor access point : e.i.r.p PSD < -1 dBm/MHz.
☒	For the 6.525 ~ 6.875 GHz band:
	▪ For standard power access point and fixed client device : e.i.r.p PSD < 23 dBm/MHz.
	▪ For indoor access point : e.i.r.p PSD < 5 dBm/MHz.
	▪ For subordinate device control of an indoor access point : e.i.r.p PSD < 5 dBm/MHz.
	▪ For client device control of a standard power access point : e.i.r.p PSD < 17 dBm/MHz.
	▪ For client device control of an indoor access point : e.i.r.p PSD < -1 dBm/MHz.
	▪ For very low power device : e.i.r.p PSD < -5 dBm/MHz.
☐	For the 6.875 ~ 7.125 GHz band:
	▪ For indoor access point : e.i.r.p PSD < 5 dBm/MHz.
	▪ For client device control of an indoor access point : e.i.r.p PSD < -1 dBm/MHz.
RLAN Devices	
☐	For the 5.925 ~ 7.125 GHz band:
	▪ For low-power indoor access-points & indoor subordinate devices < 5 dBm / MHz.
	▪ For low-power client devices < -1 dBm / MHz.
☐	For the 5.925 ~ 6.875 GHz band:
	▪ For standard-power access points & fixed client devices < 23 dBm / MHz.
	▪ For standard client devices < 17 dBm / MHz.

3.3.2 Measuring Instruments

Refer a test equipment and calibration data table in this test report.

3.3.3 Test Procedures

Test Method	
▪ According to FCC KDB 987594 D02 clause II.F, the measurement procedure shall refer to KDB 789033. Peak power spectral density procedures that the same method as used to determine the conducted output power shall be used to determine the peak power spectral density and use the peak search function on the spectrum analyzer to find the peak of the spectrum. For the peak power spectral density shall be measured using below options:	
	☐ Refer as FCC KDB 789033 D02, F)5) power spectral density can be measured using resolution bandwidths < 1 MHz provided that the results are integrated over 1 MHz bandwidth
	[duty cycle ≥ 98% or external video / power trigger]
	☒ Refer as FCC KDB 789033 D02, clause E Method SA-1 (spectral trace averaging).
	☐ Refer as FCC KDB 789033 D02, clause E Method SA-1 Alt. (RMS detection with slow sweep speed)
	duty cycle < 98% and average over on/off periods with duty factor
	☒ Refer as FCC KDB 789033 D02, clause E Method SA-2 (spectral trace averaging).
	☐ Refer as FCC KDB 789033 D02, clause E Method SA-2 Alt. (RMS detection with slow sweep speed)
☐ For conducted measurement.	
	▪ If the EUT supports multiple transmit chains using options given below:
	☐ Option 1: Measure and sum the spectra across the outputs. Refer as FCC KDB 662911, In-band power spectral density (PSD). Sample all transmit ports simultaneously using a spectrum analyzer for each transmit port. Where the trace bin-by-bin of each transmit port summing can be performed. (i.e., in the first spectral bin of output 1 is summed with that in the first spectral bin of output 2 and that from the first spectral bin of output 3, and so on up to the NTX output to obtain the value for the first frequency bin of the summed spectrum.). Add up the amplitude (power) values for the different transmit chains and use this as the new data trace.
	☐ Option 2: Measure and sum spectral maxima across the outputs. With this technique, spectra are measured at each output of the device at the required resolution bandwidth. The maximum value (peak) of each spectrum is determined. These maximum values are then summed mathematically in linear power units across the outputs. These operations shall be performed separately over frequency spans that have different out-of-band or spurious emission limits,
	☐ Option 3: Measure and add 10 log(N) dB, where N is the number of transmit chains. Refer as FCC KDB 662911, In-band power spectral density (PSD). Performed at each transmit chains and each transmit chains shall be compared with the limit have been reduced with 10 log(N). Or each transmit chains shall be add 10 log(N) to compared with the limit.
	▪ If multiple transmit chains, EIRP PPSD calculation could be following as methods: $PPSD_{total} = PPSD_1 + PPSD_2 + \ldots + PPSD_n$ (calculated in linear unit [mW] and transfer to log unit [dBm]) $EIRP_{total} = PPSD_{total} + DG$
☒ For radiated measurement.	
	▪ Refer as FCC KDB 789033 D02 clause II A.1.F ”Antenna-port Conducted versus Radiated Testing”
	▪ Refer as ANSI C63.10, clause 6.6 for radiated emissions above 1GHz.

Test Method	
	▪ Refer as FCC KDB 412172 D01 clause 2.2 for EIRP calculation.

3.3.4 Test Setup

Radiated Measurement

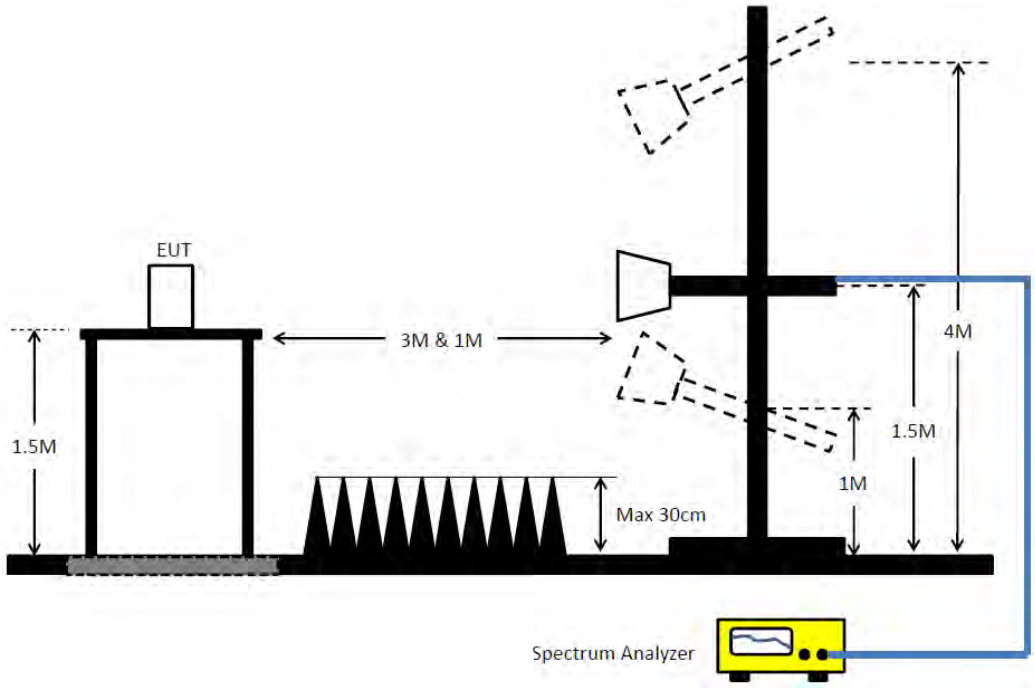

3.3.5 Test Result of Peak Power Spectral Density (E.I.R.P.)

Refer as Appendix C

3.4 Unwanted Emissions

3.4.1 Transmitter Unwanted Emissions Limit

Unwanted emissions below 1 GHz and restricted band emissions above 1GHz limit			
Frequency Range (MHz)	**Field Strength (uV/m)**	**Field Strength (dBuV/m)**	**Measure Distance (m)**
0.009~0.490	2400/F(kHz)	48.5 - 13.8	300
0.490~1.705	24000/F(kHz)	33.8 - 23	30
1.705~30.0	30	29	30
30~88	100	40	3
88~216	150	43.5	3
216~960	200	46	3
Above 960	500	54	3

Note 1: Test distance for frequencies at or above 30 MHz, measurements may be performed at a distance other than the limit distance provided they are not performed in the near field and the emissions to be measured can be detected by the measurement equipment. When performing measurements at a distance other than that specified, the results shall be extrapolated to the specified distance using an extrapolation factor of 20 dB/decade (inverse of linear distance for field-strength measurements, inverse of linear distance-squared for power-density measurements).

Note 2: Test distance for frequencies at below 30 MHz, measurements may be performed at a distance closer than the EUT limit distance; however, an attempt should be made to avoid making measurements in the near field. When performing measurements below 30 MHz at a closer distance than the limit distance, the results shall be extrapolated to the specified distance by either making measurements at a minimum of two or more distances on at least one radial to determine the proper extrapolation factor or by using the square of an inverse linear distance extrapolation factor (40 dB/decade). The test report shall specify the extrapolation method used to determine compliance of the EUT.

Note 3: Using the distance of 1m during the test for above 18 GHz, and the test value to correct for the distance factor at 3m(20 x log (standard distance/ test distance) = 20log(3/1) = 9.54dB.
EX. Above 18GHz emission limit calculation (3m to 1m) = 54dBuV/m at 3m + 9.54dB = 63.54 dBuV/m at 1m.

Un-restricted band emissions above 1GHz Limit	
Frequency	**Limit**
Any outside the 5.945 – 7.125 GHz emission	e.i.r.p. -27 dBm [68.2 dBuV/m@3m]
	Note 1: Using the distance of 1m during the test for above 18 GHz, and the test value to correct for the distance factor at 3m(20 x log (standard distance/ test distance) = 20log(3/1) = 9.54dB. EX. Above 18GHz emission limit calculation (3m to 1m) = 68.2dBuV/m at 3m + 9.54dB = 77.74 dBuV/m at 1m. Note 2:-27 dBm EIRP OOBE is measured RMS which is a deviation from the current 15E rules for 5 GHz bands. In addition, 15.35(b) applies where the peak emissions must be limited to no more than 20 dB above the average limit.

Frequency	Emission MASK Limit
5.945 – 7.125 GHz	Power spectral density must be suppressed by 20 dB at 1 MHz outside of channel edge, by 28 dB at one channel bandwidth from the channel center, and by 40 dB at one- and one-half times the channel bandwidth away from channel center. At frequencies between one megahertz outside an unlicensed device's channel edge and one channel bandwidth from the center of the channel, the limits must be linearly interpolated between 20 dB and 28 dB suppression, and at frequencies between one and one- and one-half times an unlicensed device's channel bandwidth, the limits must be linearly interpolated between 28 dB and 40 dB suppression. Emissions removed from the channel center by more than one- and one-half times the channel bandwidth must be suppressed by at least 40 dB. 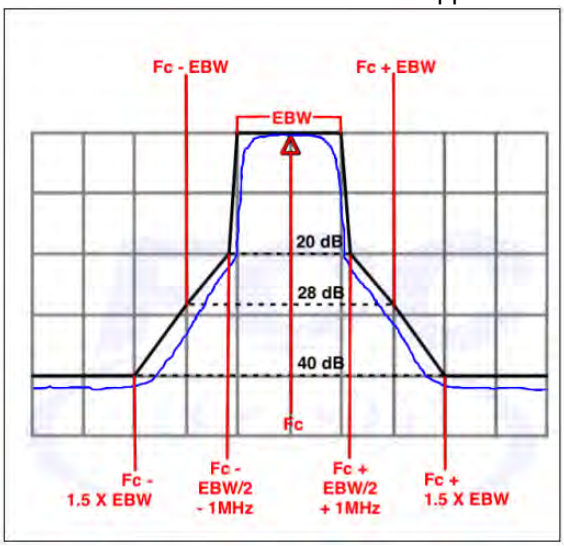

3.4.2 Measuring Instruments

Refer a test equipment and calibration data table in this test report.

3.4.3 Test Procedures

Test Method			
▪ According to FCC KDB 987594 D02 II.G. the unwanted emission measurement procedure shall refer to KDB 789300(except emission MASK). Measurements may be performed at a distance other than the limit distance provided they are not performed in the near field and the emissions to be measured can be detected by the measurement equipment. Measurements shall not be performed at a distance greater than 30 m for frequencies above 30 MHz, unless it can be further demonstrated that measurements at a distance of 30 m or less are impractical. When performing measurements at a distance other than that specified, the results shall be extrapolated to the specified distance using an extrapolation factor of 20 dB/decade (inverse of linear distance for field-strength measurements, inverse of linear distance-squared for power-density measurements).			
▪ The average emission levels shall be measured in [duty cycle ≥ 98 or duty factor].			
▪ For the transmitter unwanted emissions shall be measured using following options below:			
	▪ Refer as FCC KDB 789033 D02, clause G)2) for unwanted emissions into non-restricted bands.		
	▪ Refer as FCC KDB 789033 D02, clause G)1) for unwanted emissions into restricted bands.		
		☒	Refer as FCC KDB 789033 D02, G)6) Method AD (Trace Averaging). (For unrestricted band measurement)
		☐	Refer as FCC KDB 789033 D02, G)6) Method VB (Reduced VBW).
		☒	Refer as ANSI C63.10, clause 11.12.2.5.3 (Reduced VBW). VBW ≥ 1/T, where T is pulse time.(For restricted band average measurement)
		☐	Refer as ANSI C63.10, clause 7.5 average value of pulsed emissions.
		☒	Refer as FCC KDB 789033 D02, clause G)5) measurement procedure peak limit.
		☐	Refer as ANSI C63.10, clause 4.1.4.2.2 measurement procedure peak limit.
	▪ Refer as FCC KDB 789033 D02, clause G)3)d)ii) for Band edge Integration measurements.		
▪ For emission MASK shall be measured using following options below:			
		☒	Refer as FCC KDB 987594 D02, J) In-Band Emissions
▪ For radiated measurement.			
	▪ Refer as ANSI C63.10, clause 6.4 for radiated emissions below 30 MHz and test distance is 3m.		
	▪ Refer as ANSI C63.10, clause 6.5 for radiated emissions 30 MHz to 1 GHz and test distance is 3m.		
	▪ Refer as ANSI C63.10, clause 6.6 for radiated emissions above 1GHz.		
▪ The any unwanted emissions level shall not exceed the fundamental emission level.			
▪ All amplitude of spurious emissions that are attenuated by more than 20 dB below the permissible value has no need to be reported.			

3.4.4 Test Setup

Transmitter Radiated Unwanted Emissions

Above 1GHz

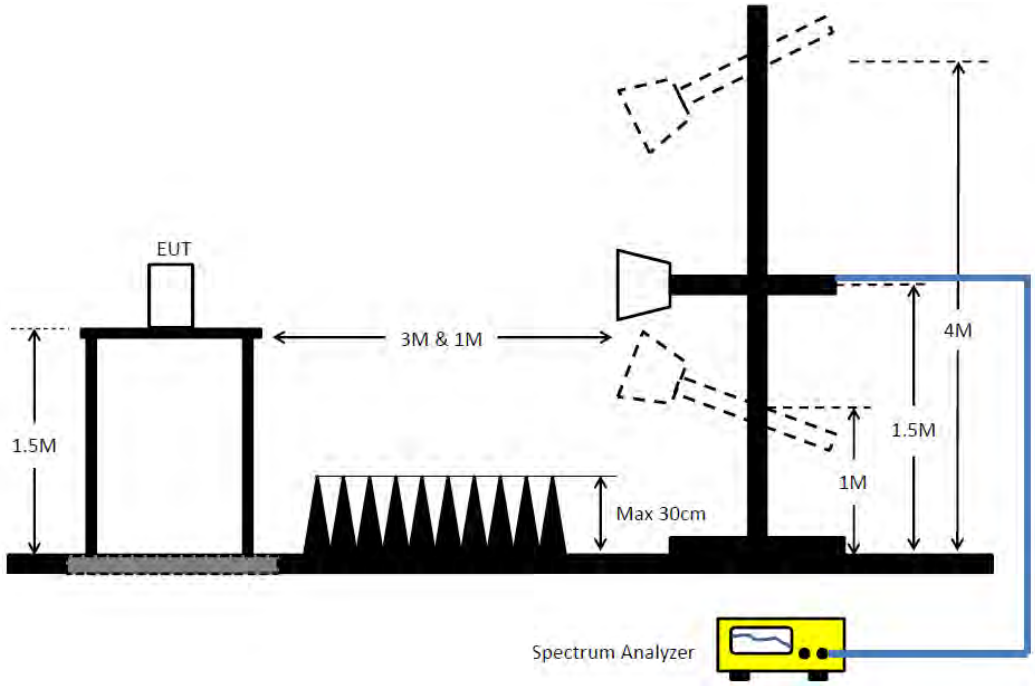

Emission MASK

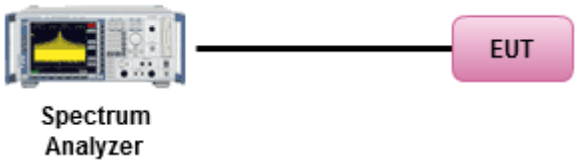

3.4.5 Measurement Results Calculation

The measured Level is calculated using:

Corrected Reading: Antenna factor (AF) + Cable loss (CL) + Read level (Raw) - Preamp factor (PA)(if applicable) = Level

3.4.6 Transmitter Unwanted Emissions (Below 30MHz)

There is a comparison data of both open-field test site and alternative test site - semi-Anechoic chamber according to KDB414788 Radiated Test Site, and the result came out very similar.
All amplitude of spurious emissions that are attenuated by more than 20 dB below the permissible value has no need to be reported.
The radiated emissions were investigated from 9 kHz or the lowest frequency generated within the device, up to the 10th harmonic or 40 GHz, whichever is appropriate.

3.4.7 Test Result of Transmitter Unwanted Emissions

Refer as Appendix D

4 Test Equipment and Calibration Data

Instrument	Brand	Model No.	Serial No.	Characteristics	Calibration Date	Calibration Due Date	Remark
3m Semi Anechoic Chamber VSWR	TDK	SAC-3M	03CH01-CB	1GHz ~18GHz 3m	May 04, 2024	May 03, 2025	Radiation (03CH01-CB)
Horn Antenna	ETS·Lindgren	3115	00143147	750MHz~18GHz	Oct. 04, 2023	Oct. 03, 2024	Radiation (03CH01-CB)
Horn Antenna	SCHWARZBECK	BBHA 9170	BBHA9170507	15GHz ~ 40GHz	Jul. 09, 2024	Jul. 08, 2025	Radiation (03CH01-CB)
Pre-Amplifier	Agilent	8449B	3008A02121	1GHz ~ 26.5GHz	May 17, 2024	May 16, 2025	Radiation (03CH01-CB)
Pre-Amplifier	SGH	SGH184	20221107-3	18GHz ~ 40GHz	Nov. 24, 2023	Nov. 23, 2024	Radiation (03CH01-CB)
Signal Analyzer	R&S	FSV3044	101437	10kHz ~ 44GHz	Nov. 28, 2023	Nov. 27, 2024	Radiation (03CH01-CB)
RF Cable-high	Woken	RG402	High Cable-16	1 GHz ~ 18 GHz	Nov. 06, 2023	Nov. 05, 2024	Radiation (03CH01-CB)
RF Cable-high	Woken	RG402	High Cable-16+17	1 GHz ~ 18 GHz	Nov. 06, 2023	Nov. 05, 2024	Radiation (03CH01-CB)
High Cable	Woken	WCA0929M	40G#5+6	1GHz ~ 40 GHz	Jan. 11, 2024	Jan. 10, 2025	Radiation (03CH01-CB)
Test Software	SPORTON	SENSE-15407 _NII	V5.11.19	5.15GHz-7.115GHz	N.C.R.	N.C.R.	Radiation (03CH01-CB)
3m Semi Anechoic Chamber VSWR	TDK	SAC-3M	03CH04-CB	1GHz ~18GHz 3m	Feb. 22, 2024	Feb. 21, 2025	Radiation (03CH04-CB)
Horn Antenna	SCHWARZBECK	BBHA 9120 D	BBHA 9120D-01816	1GHz~18GHz	Dec. 20, 2023	Dec. 19, 2024	Radiation (03CH04-CB)
Horn Antenna	SCHWARZBECK	BBHA 9170	BBHA9170507	15GHz ~ 40GHz	Jul. 09, 2024	Jul. 08, 2025	Radiation (03CH04-CB)
Pre-Amplifier	SGH	SGH5265	20211115-1	1~ 26.5GHz	Jan. 17, 2024	Jan. 16, 2025	Radiation (03CH04-CB)
Pre-Amplifier	SGH	SGH184	20221107-3	18GHz ~ 40GHz	Nov. 24, 2023	Nov. 23, 2024	Radiation (03CH04-CB)
Spectrum Analyzer	R&S	FSP40	100142	9kHz~40GHz	Mar. 19, 2024	Mar. 18, 2025	Radiation (03CH04-CB
RF Cable-high	Woken	RG402	High Cable-21	1GHz - 18GHz	Oct. 02, 2023	Oct. 01, 2024	Radiation (03CH04-CB)
RF Cable-high	Woken	RG402	High Cable-21+67	1GHz - 18GHz	Oct. 02, 2023	Oct. 01, 2024	Radiation (03CH04-CB)
High Cable	Woken	WCA0929M	40G#5+6	1GHz ~ 40 GHz	Jan. 11, 2024	Jan. 10, 2025	Radiation (03CH04-CB)
Test Software	SPORTON	SENSE-15407 _NII	V5.11.19	5.15GHz-7.115GHz	N.C.R.	N.C.R.	Radiation (03CH04-CB)
Spectrum analyzer	R&S	FSV40	101028	9kHz~40GHz	Dec. 22, 2023	Dec. 21, 2024	Conducted (TH03-CB)

Instrument	Brand	Model No.	Serial No.	Characteristics	Calibration Date	Calibration Due Date	Remark
Power Sensor	Anritsu	MA2411B	1531344	300MHz~40GHz	Jul. 30, 2024	Jul. 31, 2025	Conducted (TH03-CB)
Power Meter	Anritsu	ML2495A	1728002	300MHz~40GHz	Jul. 30, 2024	Jul. 31, 2025	Conducted (TH03-CB)
RF Cable	Woken	RG402	High Cable-11	30MHz –18 GHz	Oct. 02, 2023	Oct. 01, 2024	Conducted (TH03-CB)
RF Cable	Woken	RG402	High Cable-12	30MHz –18 GHz	Oct. 02, 2023	Oct. 01, 2024	Conducted (TH03-CB)
RF Cable	Woken	RG402	High Cable-13	30MHz –18 GHz	Oct. 02, 2023	Oct. 01, 2024	Conducted (TH03-CB)
RF Cable-high	Woken	RG402	High Cable-14	1 GHz –18 GHz	Oct. 02, 2023	Oct. 01, 2024	Conducted (TH03-CB)
RF Cable-high	Woken	RG402	High Cable-15	1 GHz –18 GHz	Oct. 02, 2023	Oct. 01, 2024	Conducted (TH03-CB)
Switch	SPTCB	SP-SWI	SWI-03	1 ~26.5 GHz	Oct. 03, 2023	Oct. 02, 2024	Conducted (TH03-CB)
Test Software	SPORTON	SENSE-15247 _DTS	V5.11.18	2.4GHz-2.4835GHz	N.C.R.	N.C.R.	Conducted (TH03-CB)

Note: Calibration Interval of instruments listed above is one year.
NCR means Non-Calibration required.

Summary

Mode	Max-N dB (Hz)	Max-OBW (Hz)	ITU-Code	Min-N dB (Hz)	Min-OBW (Hz)
5.925-6.425GHz	-	-	-	-	-
802.11be EHT20-BF_Nss1,(MCS0)_4TX	46.585M	23.848M	23M8D1D	21.725M	19.083M
802.11be EHT40-BF_Nss1,(MCS0)_4TX	87.78M	39.103M	39M1D1D	40.37M	37.748M
802.11be EHT80-BF_Nss1,(MCS0)_4TX	176M	78.94M	78M9D1D	81.62M	77.125M
802.11be EHT160-BF_Nss1,(MCS0)_4TX	312.4M	159.045M	159MD1D	162.36M	156.217M
802.11be EHT320-BF_Nss1,(MCS0)_4TX	605.44M	318.443M	318MD1D	323.84M	314.612M
6.525-6.875GHz	-	-	-	-	-
802.11be EHT20-BF_Nss1,(MCS0)_4TX	38.665M	21.74M	21M7D1D	25.41M	19.072M
802.11be EHT40-BF_Nss1,(MCS0)_4TX	88.66M	40.585M	40M6D1D	69.3M	38.006M
802.11be EHT80-BF_Nss1,(MCS0)_4TX	142.56M	78.62M	78M6D1D	103.4M	77.121M
802.11be EHT160-BF_Nss1,(MCS0)_4TX	253M	157.319M	157MD1D	209.88M	156.571M

Max-N dB = Maximum 6dB down bandwidth for 5.725-5.85GHz band / Maximum 26dB down bandwidth for other band;
Max-OBW = Maximum 99% occupied bandwidth;
Min-N dB = Minimum 6dB down bandwidth for 5.725-5.85GHz band / Maximum 26dB down bandwidth for other band;
Min-OBW = Minimum 99% occupied bandwidth

Result

Mode	Result	Limit (Hz)	Port 1-N dB (Hz)	Port 1-OBW (Hz)	Port 2-N dB (Hz)	Port 2-OBW (Hz)	Port 3-N dB (Hz)	Port 3-OBW (Hz)	Port 4-N dB (Hz)	Port 4-OBW (Hz)
802.11be EHT20-BF_Nss1,(MCS0)_4TX	-	-	-	-	-	-	-	-	-	-
5955MHz	Pass	Inf	41.25M	19.698M	40.205M	19.446M	42.405M	21.236M	46.585M	23.848M
6195MHz	Pass	Inf	28.545M	19.105M	38.225M	19.472M	36.025M	19.396M	33M	19.256M
6415MHz	Pass	Inf	45.375M	19.504M	23.925M	19.083M	21.725M	19.127M	35.42M	19.15M
6535MHz	Pass	Inf	36.08M	19.497M	25.41M	19.089M	26.455M	19.072M	30.36M	19.182M
6695MHz	Pass	Inf	36.575M	21.74M	37.62M	19.807M	33.77M	19.295M	35.035M	19.342M
6855MHz	Pass	Inf	38.665M	19.548M	27.885M	19.253M	32.89M	19.238M	31.955M	19.343M
802.11be EHT40-BF_Nss1,(MCS0)_4TX	-	-	-	-	-	-	-	-	-	-
5965MHz	Pass	Inf	40.37M	37.748M	41.8M	37.807M	40.48M	37.842M	47.3M	37.88M
6205MHz	Pass	Inf	66.66M	38.092M	73.7M	38.366M	85.36M	38.436M	72.6M	38.106M
6405MHz	Pass	Inf	87.78M	39.103M	63.8M	37.887M	43.78M	37.81M	66.88M	38.087M
6565MHz	Pass	Inf	86.79M	40.585M	72.93M	38.093M	69.3M	38.006M	69.3M	38.048M
6685MHz	Pass	Inf	85.25M	38.338M	70.18M	38.084M	73.15M	38.053M	71.39M	38.064M
6845MHz	Pass	Inf	88.66M	38.896M	76.01M	38.13M	79.53M	38.239M	81.95M	38.339M
802.11be EHT80-BF_Nss1,(MCS0)_4TX	-	-	-	-	-	-	-	-	-	-
5985MHz	Pass	Inf	82.72M	77.125M	81.62M	77.267M	82.72M	77.353M	84.26M	77.276M
6225MHz	Pass	Inf	109.56M	77.633M	172.92M	78.018M	176M	78.177M	126.28M	77.789M
6385MHz	Pass	Inf	162.36M	78.94M	93.72M	77.371M	93.5M	77.466M	135.08M	77.682M
6625MHz	Pass	Inf	135.74M	77.966M	124.08M	77.615M	122.1M	77.552M	109.56M	77.444M
6705MHz	Pass	Inf	106.48M	77.513M	110M	77.121M	117.04M	77.508M	103.4M	77.494M
6785MHz	Pass	Inf	142.56M	78.62M	121.88M	77.857M	108.02M	77.917M	126.94M	78.08M
802.11be EHT160-BF_Nss1,(MCS0)_4TX	-	-	-	-	-	-	-	-	-	-
6025MHz	Pass	Inf	275.88M	157.371M	251.68M	156.864M	214.72M	156.618M	249.48M	156.96M
6185MHz	Pass	Inf	211.2M	157.016M	292.16M	158.21M	312.4M	159.045M	271.92M	157.469M
6345MHz	Pass	Inf	270.16M	157.201M	164.12M	156.292M	162.36M	156.217M	197.56M	156.589M
6665MHz	Pass	Inf	209.88M	156.571M	248.6M	156.93M	210.32M	156.8M	253M	157.319M
802.11be EHT320-BF_Nss1,(MCS0)_4TX	-	-	-	-	-	-	-	-	-	-
6105MHz	Pass	Inf	323.84M	315.024M	357.28M	315.595M	467.28M	315.205M	403.04M	314.612M
6265MHz	Pass	Inf	605.44M	318.443M	465.52M	316.793M	407.44M	316.611M	478.72M	317.326M

Port X-N dB = Port X 6dB down bandwidth for 5.725-5.85GHz band / 26dB down bandwidth for other band
Port X-OBW = Port X 99% occupied bandwidth

5.925-6.425GHz_802.11be EHT20-BF_Nss1,(MCS0)_4TX **EBW**

5955MHz

07/08/2024

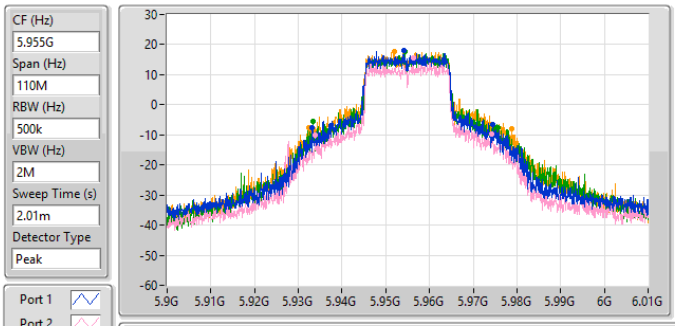

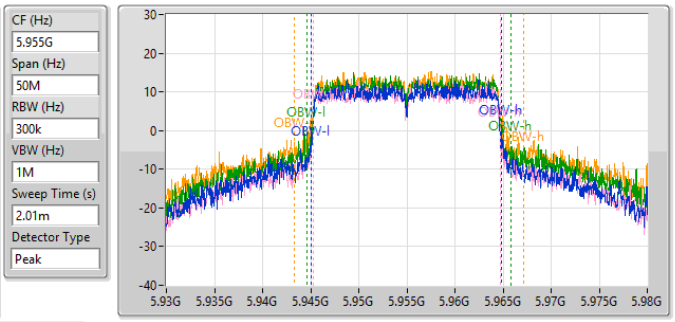

26dB(Hz)	Fl-26dB(Hz)	Fh-26dB(Hz)	OBW(Hz)	Fl-OBW(Hz)	Fh-OBW(Hz)	Limit(Hz)	Port
41.25M	5.93322G	5.97447G	19.698M	5.945105G	5.964802G	Inf	1
40.205M	5.933935G	5.97414G	19.446M	5.945249G	5.964695G	Inf	2
42.405M	5.933275G	5.97568G	21.236M	5.944633G	5.96587G	Inf	3
46.585M	5.93234G	5.978925G	23.848M	5.943335G	5.967184G	Inf	4

5.925-6.425GHz_802.11be EHT20-BF_Nss1,(MCS0)_4TX **EBW**

6195MHz

07/08/2024

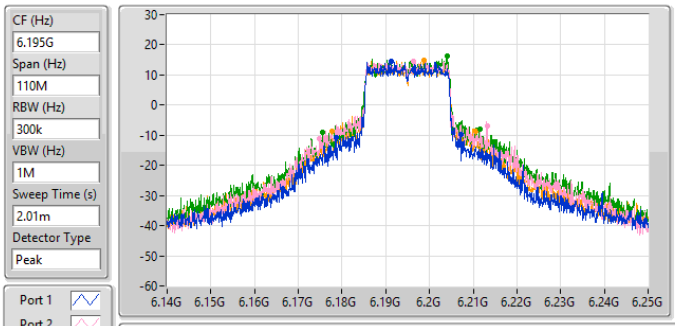

26dB(Hz)	Fl-26dB(Hz)	Fh-26dB(Hz)	OBW(Hz)	Fl-OBW(Hz)	Fh-OBW(Hz)	Limit(Hz)	Port
28.545M	6.17861G	6.207155G	19.105M	6.185376G	6.204481G	Inf	1
38.225M	6.174925G	6.21315G	19.472M	6.185126G	6.204597G	Inf	2
36.025M	6.17553G	6.211555G	19.396M	6.185244G	6.20464G	Inf	3
33M	6.177675G	6.210675G	19.256M	6.185298G	6.204554G	Inf	4

5.925-6.425GHz_802.11be EHT20-BF_Nss1,(MCS0)_4TX **EBW**

6415MHz

07/08/2024

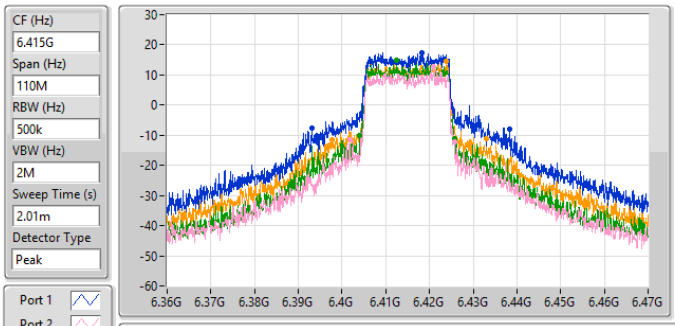

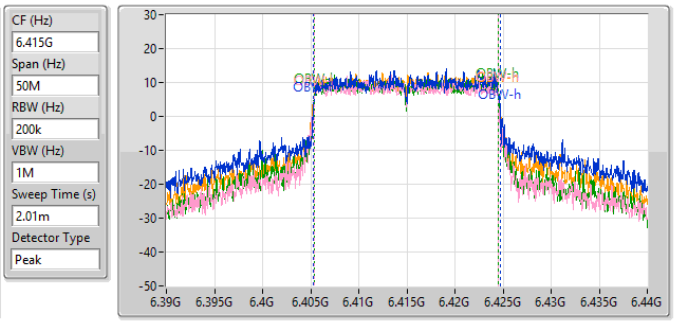

26dB(Hz)	Fl-26dB(Hz)	Fh-26dB(Hz)	OBW(Hz)	Fl-OBW(Hz)	Fh-OBW(Hz)	Limit(Hz)	Port
45.375M	6.393055G	6.43843G	19.504M	6.405251G	6.424755G	Inf	1
23.925M	6.401745G	6.42567G	19.083M	6.40538G	6.424463G	Inf	2
21.725M	6.40411G	6.425835G	19.127M	6.405397G	6.424524G	Inf	3
35.42M	6.39762G	6.43304G	19.15M	6.40536G	6.424509G	Inf	4

6.525-6.875GHz_802.11be EHT20-BF_Nss1,(MCS0)_4TX **EBW**

6535MHz

07/08/2024

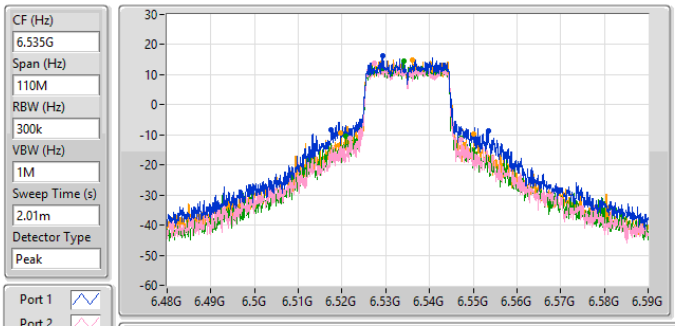

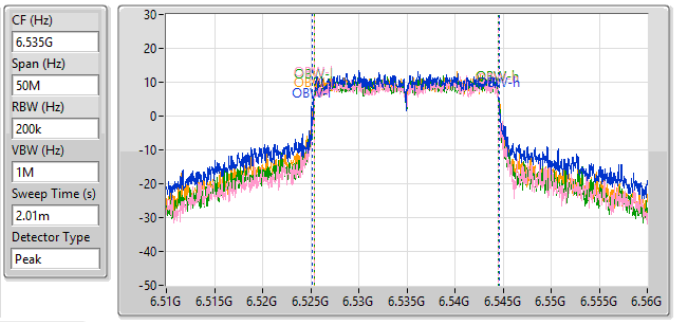

26dB(Hz)	Fl-26dB(Hz)	Fh-26dB(Hz)	OBW(Hz)	Fl-OBW(Hz)	Fh-OBW(Hz)	Limit(Hz)	Port
36.08M	6.517455G	6.553535G	19.497M	6.525113G	6.54461G	Inf	1
25.41M	6.52191G	6.54732G	19.089M	6.5254G	6.544489G	Inf	2
26.455M	6.52081G	6.547265G	19.072M	6.525425G	6.544497G	Inf	3
30.36M	6.519765G	6.550125G	19.182M	6.525334G	6.544516G	Inf	4

6.525-6.875GHz_802.11be EHT20-BF_Nss1,(MCS0)_4TX **EBW**

6695MHz

07/08/2024

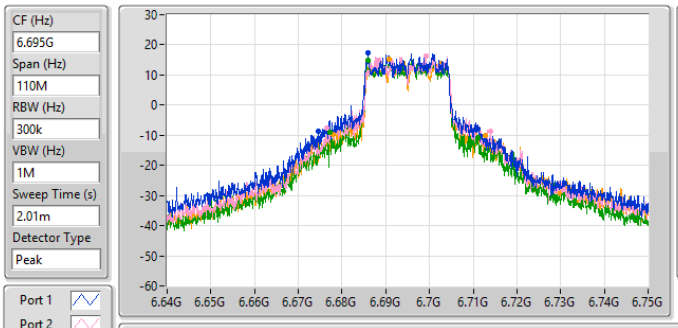

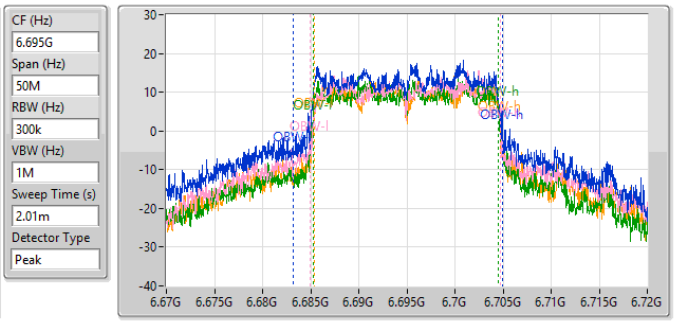

26dB(Hz)	Fl-26dB(Hz)	Fh-26dB(Hz)	OBW(Hz)	Fl-OBW(Hz)	Fh-OBW(Hz)	Limit(Hz)	Port
36.575M	6.674595G	6.71117G	21.74M	6.683236G	6.704976G	Inf	1
37.62M	6.67641G	6.71403G	19.807M	6.68491G	6.704717G	Inf	2
33.77M	6.677235G	6.711005G	19.295M	6.685261G	6.704556G	Inf	3
35.035M	6.67784G	6.712875G	19.342M	6.685331G	6.704673G	Inf	4

6.525-6.875GHz_802.11be EHT20-BF_Nss1,(MCS0)_4TX **EBW**

6855MHz

07/08/2024

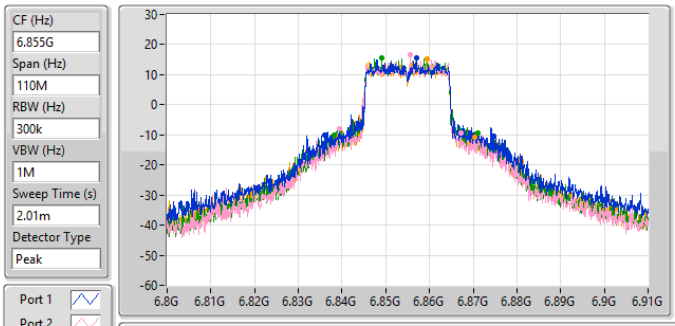

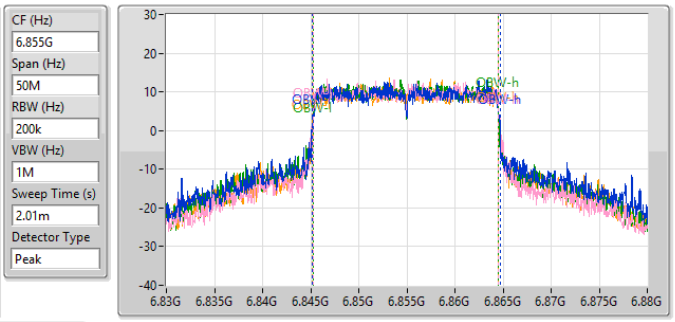

26dB(Hz)	Fl-26dB(Hz)	Fh-26dB(Hz)	OBW(Hz)	Fl-OBW(Hz)	Fh-OBW(Hz)	Limit(Hz)	Port
38.665M	6.836135G	6.8748G	19.548M	6.845129G	6.864677G	Inf	1
27.885M	6.83938G	6.867265G	19.253M	6.845293G	6.864546G	Inf	2
32.89M	6.838115G	6.871005G	19.238M	6.845255G	6.864493G	Inf	3
31.955M	6.838335G	6.87029G	19.343M	6.845199G	6.864542G	Inf	4

5.925-6.425GHz_802.11be EHT40-BF_Nss1,(MCS0)_4TX **EBW**

5965MHz

07/08/2024

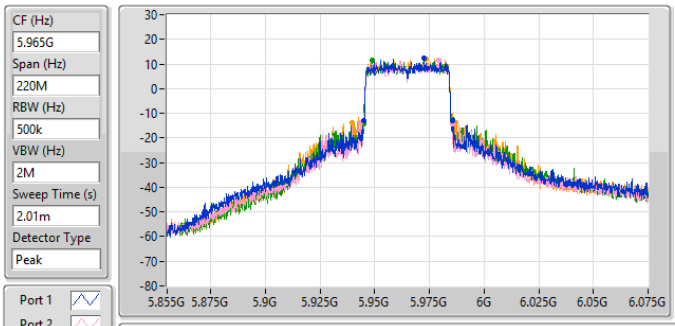

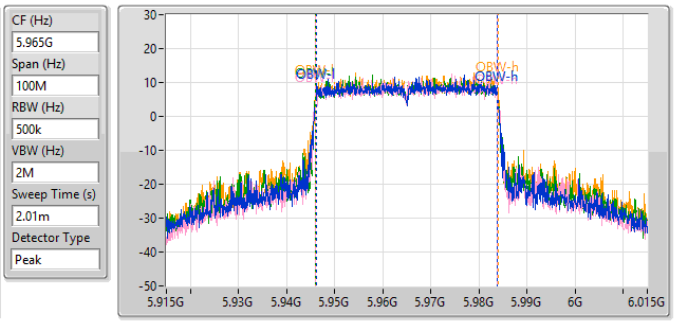

26dB(Hz)	Fl-26dB(Hz)	Fh-26dB(Hz)	OBW(Hz)	Fl-OBW(Hz)	Fh-OBW(Hz)	Limit(Hz)	Port
40.37M	5.94509G	5.98546G	37.748M	5.946117G	5.983866G	Inf	1
41.8M	5.94366G	5.98546G	37.807M	5.946068G	5.983875G	Inf	2
40.48M	5.94487G	5.98535G	37.842M	5.946029G	5.98387G	Inf	3
47.3M	5.93981G	5.98711G	37.88M	5.946044G	5.983924G	Inf	4

5.925-6.425GHz_802.11be EHT40-BF_Nss1,(MCS0)_4TX **EBW**

6205MHz

07/08/2024

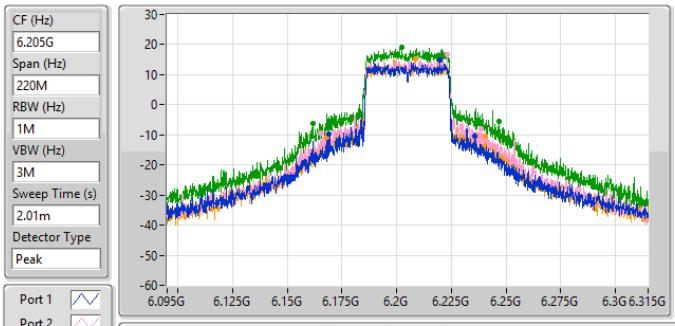

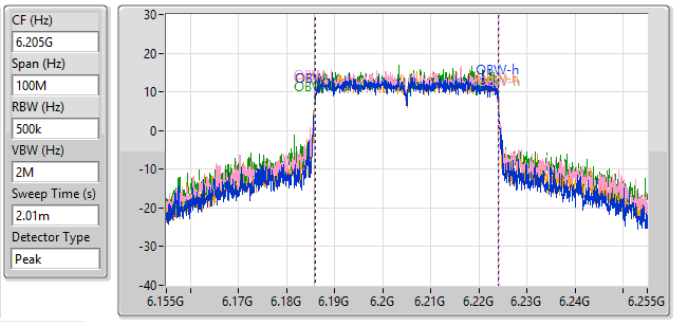

26dB(Hz)	Fl-26dB(Hz)	Fh-26dB(Hz)	OBW(Hz)	Fl-OBW(Hz)	Fh-OBW(Hz)	Limit(Hz)	Port
66.66M	6.16914G	6.2358G	38.092M	6.185891G	6.223983G	Inf	1
73.7M	6.16507G	6.23877G	38.366M	6.185789G	6.224154G	Inf	2
85.36M	6.16155G	6.24691G	38.436M	6.185741G	6.224177G	Inf	3
72.6M	6.16815G	6.24075G	38.106M	6.185867G	6.223973G	Inf	4

5.925-6.425GHz_802.11be EHT40-BF_Nss1,(MCS0)_4TX **EBW**

6405MHz

07/08/2024

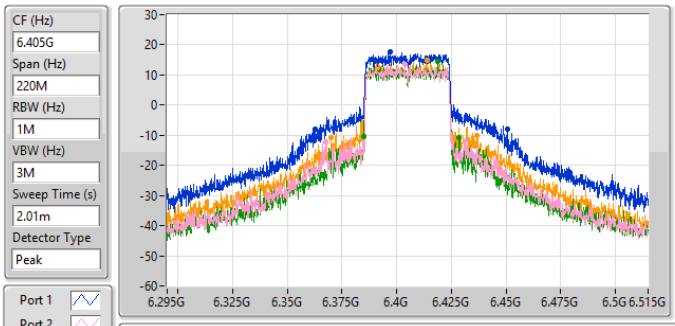

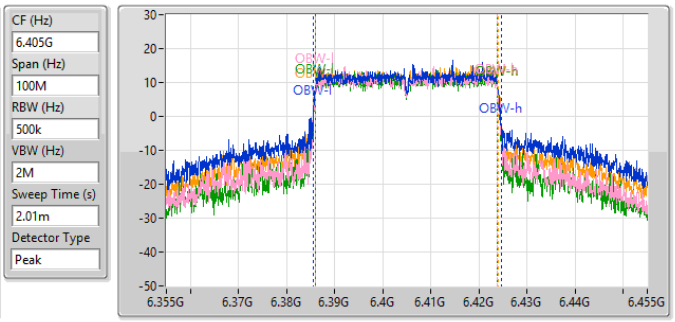

26dB(Hz)	Fl-26dB(Hz)	Fh-26dB(Hz)	OBW(Hz)	Fl-OBW(Hz)	Fh-OBW(Hz)	Limit(Hz)	Port
87.78M	6.36287G	6.45065G	39.103M	6.385634G	6.424736G	Inf	1
63.8M	6.36749G	6.43129G	37.887M	6.385997G	6.423884G	Inf	2
43.78M	6.38487G	6.42865G	37.81M	6.386063G	6.423873G	Inf	3
66.88M	6.37002G	6.4369G	38.087M	6.3859G	6.423987G	Inf	4

6.525-6.875GHz_802.11be EHT40-BF_Nss1,(MCS0)_4TX **EBW**

6565MHz

07/08/2024

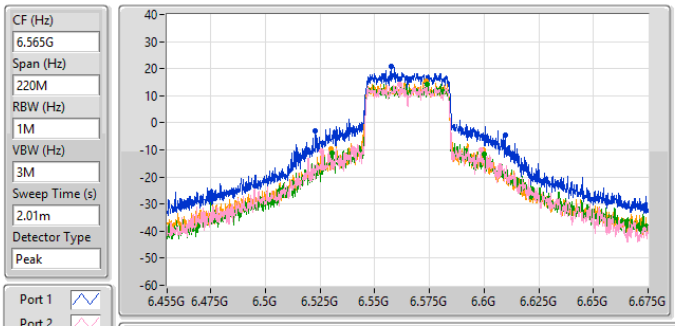

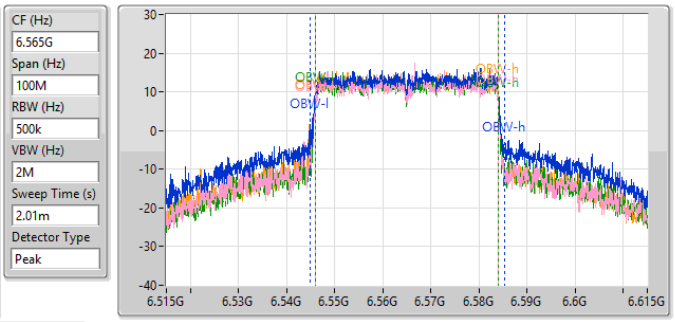

26dB(Hz)	Fl-26dB(Hz)	Fh-26dB(Hz)	OBW(Hz)	Fl-OBW(Hz)	Fh-OBW(Hz)	Limit(Hz)	Port
86.79M	6.52287G	6.60966G	40.585M	6.544814G	6.5854G	Inf	1
72.93M	6.52551G	6.59844G	38.093M	6.545929G	6.584022G	Inf	2
69.3M	6.53057G	6.59987G	38.006M	6.545982G	6.583988G	Inf	3
69.3M	6.53013G	6.59943G	38.048M	6.545918G	6.583966G	Inf	4

6.525-6.875GHz_802.11be EHT40-BF_Nss1,(MCS0)_4TX **EBW**

6685MHz

07/08/2024

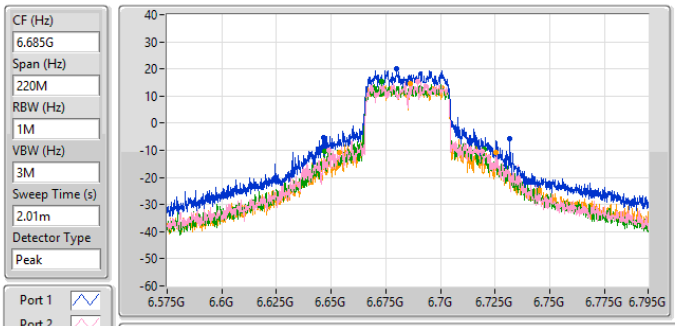

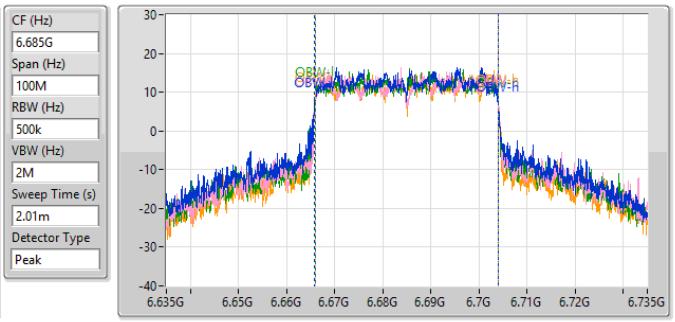

26dB(Hz)	Fl-26dB(Hz)	Fh-26dB(Hz)	OBW(Hz)	Fl-OBW(Hz)	Fh-OBW(Hz)	Limit(Hz)	Port
85.25M	6.64661G	6.73186G	38.338M	6.665754G	6.704093G	Inf	1
70.18M	6.64903G	6.71921G	38.084M	6.665992G	6.704076G	Inf	2
73.15M	6.64683G	6.71998G	38.053M	6.665897G	6.703951G	Inf	3
71.39M	6.65387G	6.72526G	38.064M	6.665936G	6.704G	Inf	4

6.525-6.875GHz_802.11be EHT40-BF_Nss1,(MCS0)_4TX **EBW**

6845MHz

07/08/2024

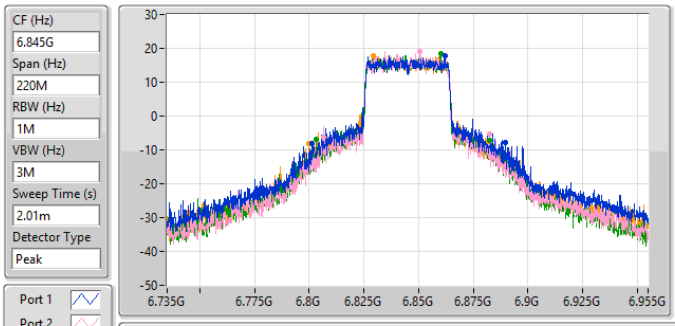

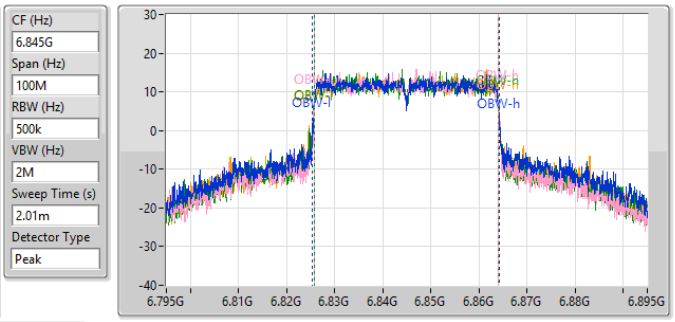

26dB(Hz)	Fl-26dB(Hz)	Fh-26dB(Hz)	OBW(Hz)	Fl-OBW(Hz)	Fh-OBW(Hz)	Limit(Hz)	Port
88.66M	6.80111G	6.88977G	38.896M	6.825401G	6.864297G	Inf	1
76.01M	6.8065G	6.88251G	38.13M	6.82583G	6.86396G	Inf	2
79.53M	6.80298G	6.88251G	38.239M	6.825769G	6.864007G	Inf	3
81.95M	6.7999G	6.88185G	38.339M	6.825698G	6.864038G	Inf	4

5.925-6.425GHz_802.11be EHT80-BF_Nss1,(MCS0)_4TX **EBW**

5985MHz

07/08/2024

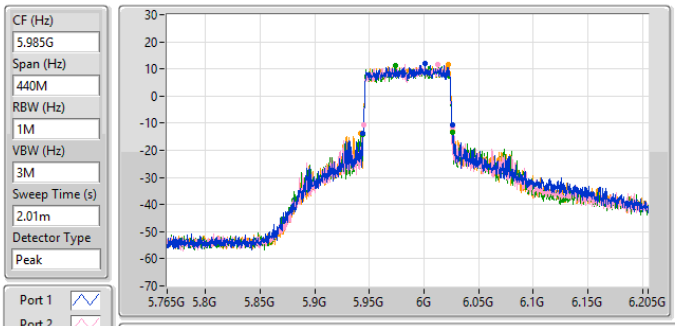

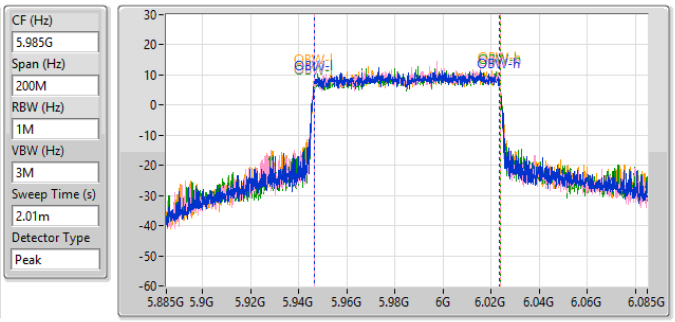

26dB(Hz)	Fl-26dB(Hz)	Fh-26dB(Hz)	OBW(Hz)	Fl-OBW(Hz)	Fh-OBW(Hz)	Limit(Hz)	Port
82.72M	5.94364G	6.02636G	77.125M	5.946434G	6.023559G	Inf	1
81.62M	5.94452G	6.02614G	77.267M	5.946442G	6.023709G	Inf	2
82.72M	5.94386G	6.02658G	77.353M	5.946467G	6.02382G	Inf	3
84.26M	5.94232G	6.02658G	77.276M	5.946442G	6.023718G	Inf	4

5.925-6.425GHz_802.11be EHT80-BF_Nss1,(MCS0)_4TX **EBW**

6225MHz

07/08/2024

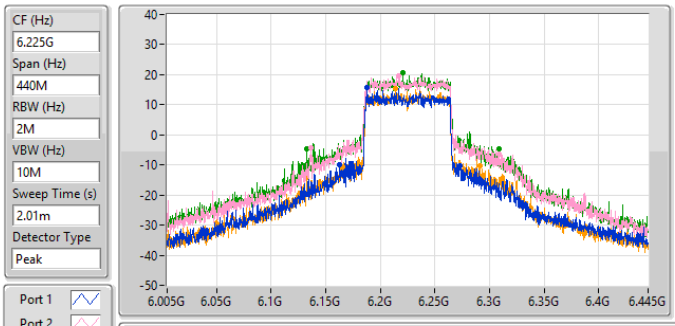

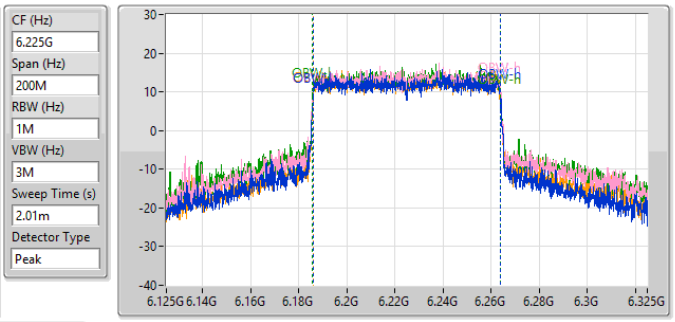

26dB(Hz)	Fl-26dB(Hz)	Fh-26dB(Hz)	OBW(Hz)	Fl-OBW(Hz)	Fh-OBW(Hz)	Limit(Hz)	Port
109.56M	6.16296G	6.27252G	77.633M	6.186151G	6.263784G	Inf	1
172.92M	6.13612G	6.30904G	78.018M	6.18606G	6.264077G	Inf	2
176M	6.1326G	6.3086G	78.177M	6.185804G	6.263981G	Inf	3
126.28M	6.16516G	6.29144G	77.789M	6.186099G	6.263888G	Inf	4

5.925-6.425GHz_802.11be EHT80-BF_Nss1,(MCS0)_4TX **EBW**

6385MHz

07/08/2024

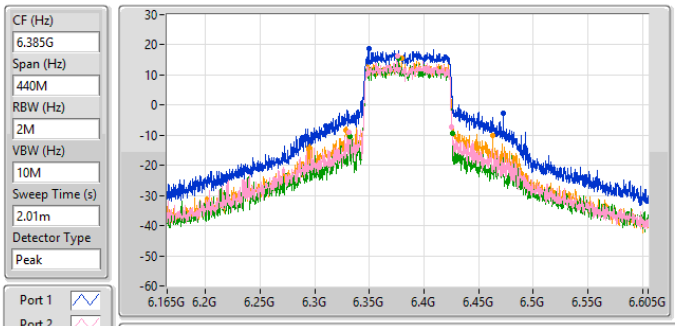

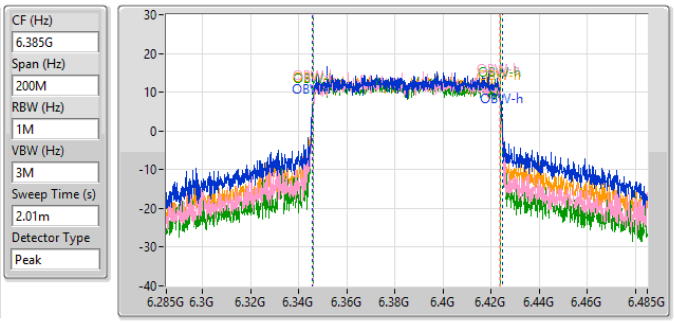

26dB(Hz)	Fl-26dB(Hz)	Fh-26dB(Hz)	OBW(Hz)	Fl-OBW(Hz)	Fh-OBW(Hz)	Limit(Hz)	Port
162.36M	6.3102G	6.47256G	78.94M	6.3457G	6.424641G	Inf	1
93.72M	6.33176G	6.42548G	77.371M	6.34621G	6.423581G	Inf	2
93.5M	6.33242G	6.42592G	77.466M	6.346216G	6.423681G	Inf	3
135.08M	6.32802G	6.4631G	77.682M	6.346171G	6.423853G	Inf	4

6.525-6.875GHz_802.11be EHT80-BF_Nss1,(MCS0)_4TX **EBW**

6625MHz

07/08/2024

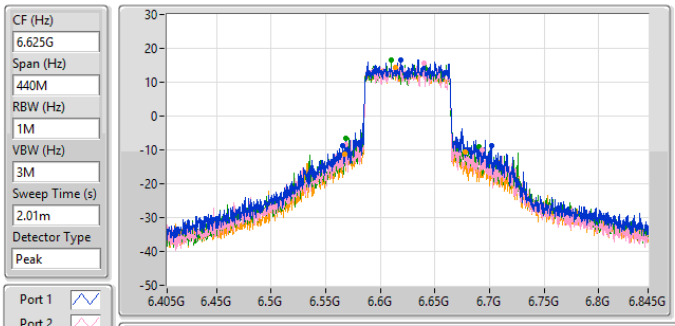

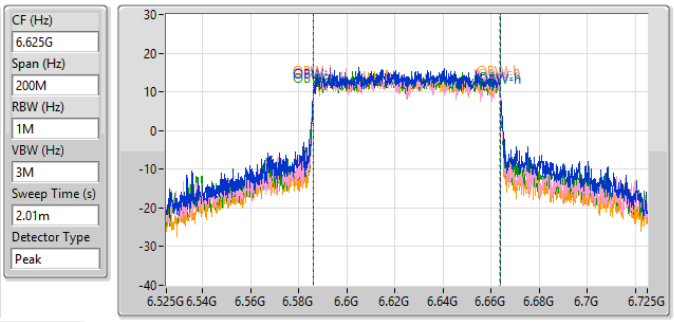

26dB(Hz)	Fl-26dB(Hz)	Fh-26dB(Hz)	OBW(Hz)	Fl-OBW(Hz)	Fh-OBW(Hz)	Limit(Hz)	Port
135.74M	6.56582G	6.70156G	77.966M	6.586071G	6.664037G	Inf	1
124.08M	6.5689G	6.69298G	77.615M	6.586193G	6.663809G	Inf	2
122.1M	6.56824G	6.69034G	77.552M	6.586216G	6.663768G	Inf	3
109.56M	6.5678G	6.67736G	77.444M	6.586215G	6.663658G	Inf	4

6.525-6.875GHz_802.11be EHT80-BF_Nss1,(MCS0)_4TX **EBW**

6705MHz

07/08/2024

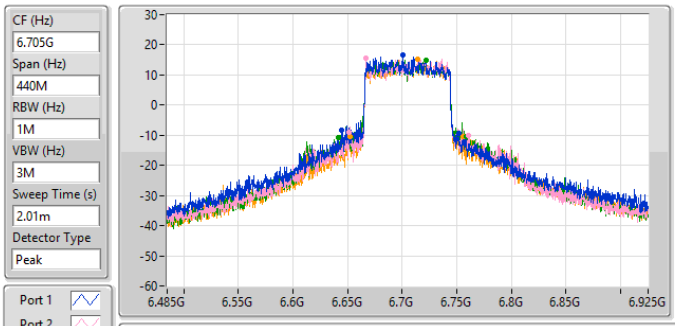

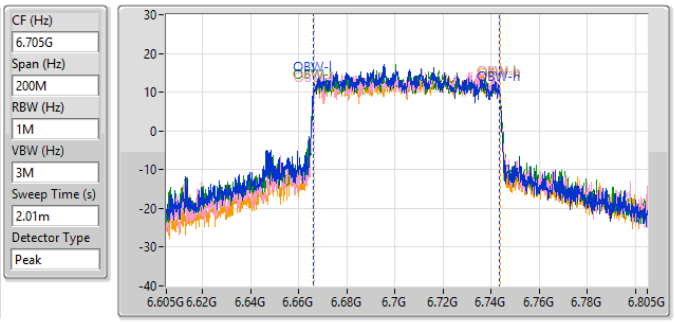

26dB(Hz)	Fl-26dB(Hz)	Fh-26dB(Hz)	OBW(Hz)	Fl-OBW(Hz)	Fh-OBW(Hz)	Limit(Hz)	Port
106.48M	6.64494G	6.75142G	77.513M	6.66598G	6.743493G	Inf	1
110M	6.65088G	6.76088G	77.121M	6.666526G	6.743647G	Inf	2
117.04M	6.64208G	6.75912G	77.508M	6.666168G	6.743676G	Inf	3
103.4M	6.65264G	6.75604G	77.494M	6.666267G	6.743761G	Inf	4

6.525-6.875GHz_802.11be EHT80-BF_Nss1,(MCS0)_4TX **EBW**

6785MHz

07/08/2024

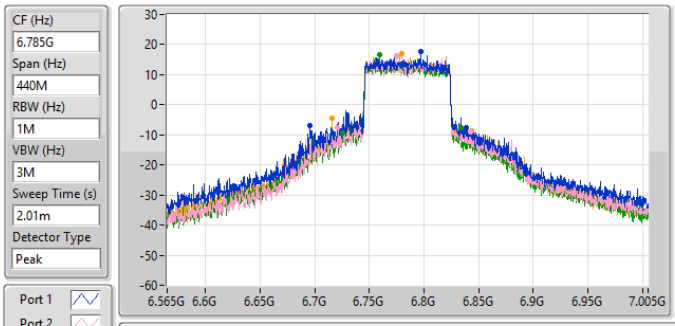

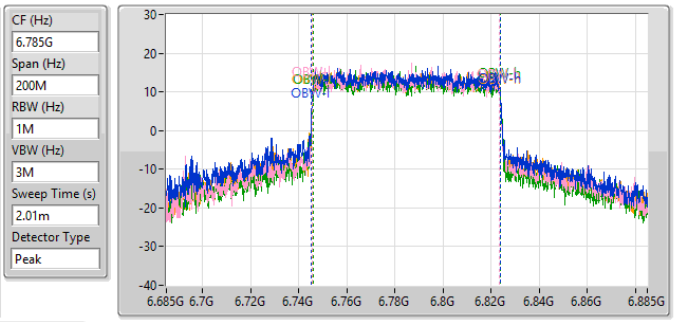

26dB(Hz)	Fl-26dB(Hz)	Fh-26dB(Hz)	OBW(Hz)	Fl-OBW(Hz)	Fh-OBW(Hz)	Limit(Hz)	Port
142.56M	6.69568G	6.83824G	78.62M	6.745253G	6.823873G	Inf	1
121.88M	6.72054G	6.84242G	77.857M	6.745807G	6.823664G	Inf	2
108.02M	6.7256G	6.83362G	77.917M	6.745925G	6.823842G	Inf	3
126.94M	6.71614G	6.84308G	78.08M	6.745721G	6.823801G	Inf	4

5.925-6.425GHz_802.11be EHT160-BF_Nss1,(MCS0)_4TX **EBW**

6025MHz

07/08/2024

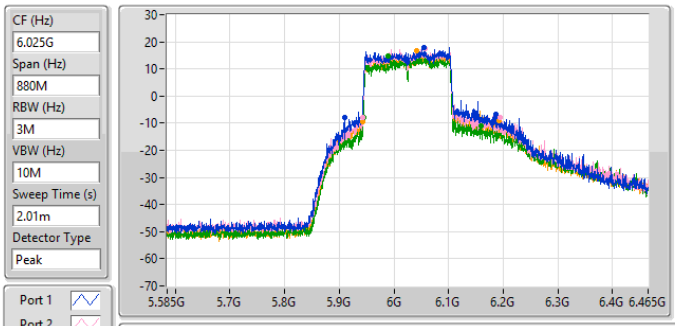

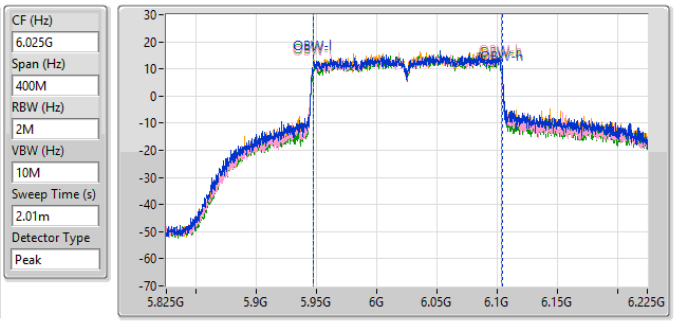

26dB(Hz)	Fl-26dB(Hz)	Fh-26dB(Hz)	OBW(Hz)	Fl-OBW(Hz)	Fh-OBW(Hz)	Limit(Hz)	Port
275.88M	5.90972G	6.1856G	157.371M	5.946943G	6.104314G	Inf	1
251.68M	5.94184G	6.19352G	156.864M	5.947164G	6.104028G	Inf	2
214.72M	5.94404G	6.15876G	156.618M	5.947146G	6.103764G	Inf	3
249.48M	5.94316G	6.19264G	156.96M	5.947155G	6.104114G	Inf	4

5.925-6.425GHz_802.11be EHT160-BF_Nss1,(MCS0)_4TX **EBW**

6185MHz

07/08/2024

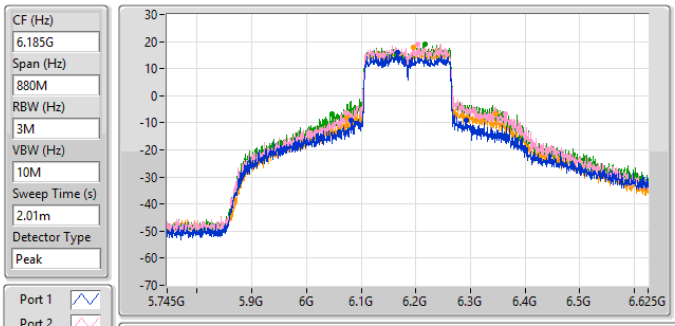

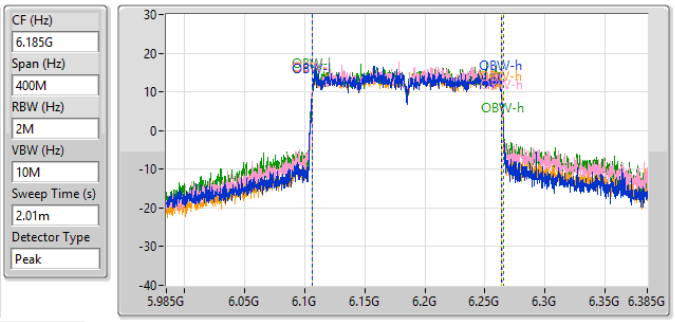

26dB(Hz)	Fl-26dB(Hz)	Fh-26dB(Hz)	OBW(Hz)	Fl-OBW(Hz)	Fh-OBW(Hz)	Limit(Hz)	Port
211.2M	6.08116G	6.29236G	157.016M	6.106593G	6.263609G	Inf	1
292.16M	6.07192G	6.36408G	158.21M	6.106397G	6.264607G	Inf	2
312.4M	6.04728G	6.35968G	159.045M	6.106343G	6.265387G	Inf	3
271.92M	6.07412G	6.34604G	157.469M	6.106457G	6.263926G	Inf	4

5.925-6.425GHz_802.11be EHT160-BF_Nss1,(MCS0)_4TX **EBW**

6345MHz

07/08/2024

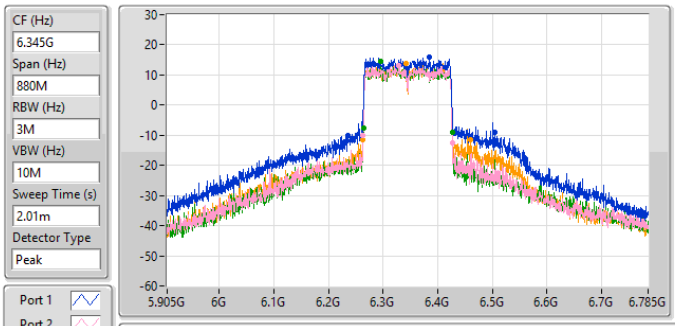

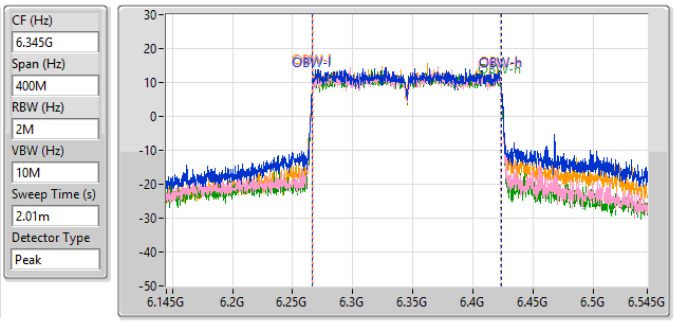

26dB(Hz)	Fl-26dB(Hz)	Fh-26dB(Hz)	OBW(Hz)	Fl-OBW(Hz)	Fh-OBW(Hz)	Limit(Hz)	Port
270.16M	6.235G	6.50516G	157.201M	6.266476G	6.423677G	Inf	1
164.12M	6.26316G	6.42728G	156.292M	6.266898G	6.42319G	Inf	2
162.36M	6.26404G	6.4264G	156.217M	6.266845G	6.423062G	Inf	3
197.56M	6.26272G	6.46028G	156.589M	6.266757G	6.423346G	Inf	4

6.525-6.875GHz_802.11be EHT160-BF_Nss1,(MCS0)_4TX **EBW**

6665MHz

07/08/2024

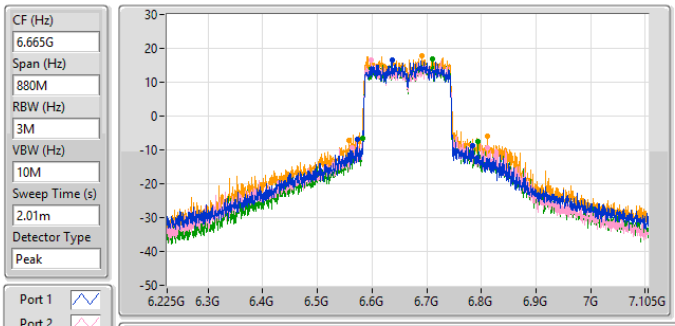

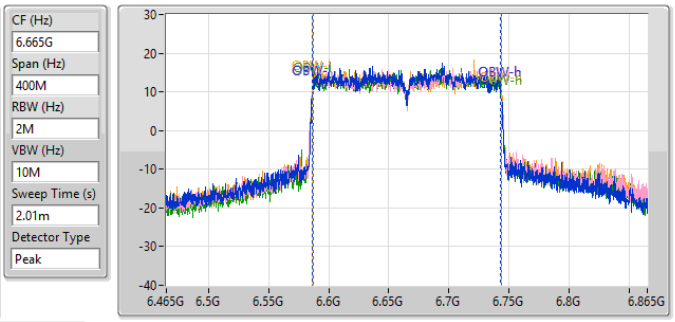

26dB(Hz)	Fl-26dB(Hz)	Fh-26dB(Hz)	OBW(Hz)	Fl-OBW(Hz)	Fh-OBW(Hz)	Limit(Hz)	Port
209.88M	6.57348G	6.78336G	156.571M	6.586652G	6.743223G	Inf	1
248.6M	6.56336G	6.81196G	156.93M	6.586649G	6.743579G	Inf	2
210.32M	6.58316G	6.79348G	156.8M	6.586764G	6.743564G	Inf	3
253M	6.55808G	6.81108G	157.319M	6.586486G	6.743805G	Inf	4

5.925-6.425GHz_802.11be EHT320-BF_Nss1,(MCS0)_4TX **EBW**

6105MHz

07/08/2024

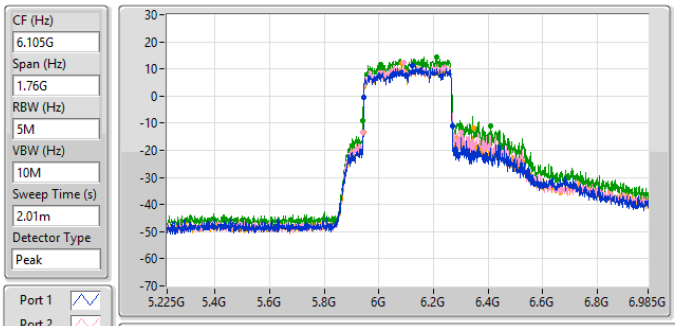

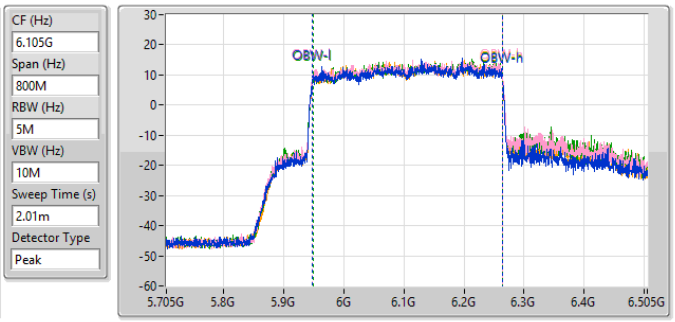

26dB(Hz)	Fl-26dB(Hz)	Fh-26dB(Hz)	OBW(Hz)	Fl-OBW(Hz)	Fh-OBW(Hz)	Limit(Hz)	Port
323.84M	5.94396G	6.2678G	315.024M	5.948356G	6.26338G	Inf	1
357.28M	5.94132G	6.2986G	315.595M	5.948463G	6.264058G	Inf	2
467.28M	5.94132G	6.4086G	315.205M	5.948629G	6.263834G	Inf	3
403.04M	5.94308G	6.34612G	314.612M	5.948854G	6.263466G	Inf	4

5.925-6.425GHz_802.11be EHT320-BF_Nss1,(MCS0)_4TX **EBW**

6265MHz

07/08/2024

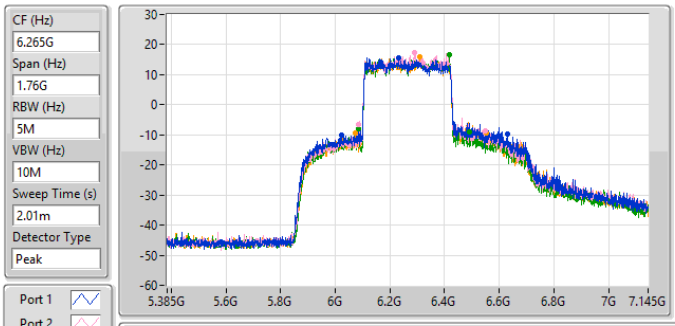

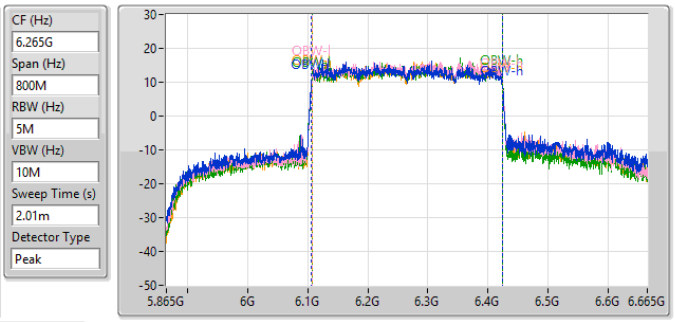

26dB(Hz)	Fl-26dB(Hz)	Fh-26dB(Hz)	OBW(Hz)	Fl-OBW(Hz)	Fh-OBW(Hz)	Limit(Hz)	Port
605.44M	6.02388G	6.62932G	318.443M	6.106454G	6.424898G	Inf	1
465.52M	6.08548G	6.551G	316.793M	6.107344G	6.424137G	Inf	2
407.44M	6.08372G	6.49116G	316.611M	6.107027G	6.423638G	Inf	3
478.72M	6.07404G	6.55276G	317.326M	6.106905G	6.424231G	Inf	4

Summary

Mode	EIRP (dBm)	EIRP (W)
5.925-6.425GHz	-	-
802.11be EHT20-BF_Nss1,(MCS0)_4TX	31.49	1.40929
802.11be EHT40-BF_Nss1,(MCS0)_4TX	30.41	1.09901
802.11be EHT80-BF_Nss1,(MCS0)_4TX	31.06	1.27644
802.11be EHT160-BF_Nss1,(MCS0)_4TX	30.26	1.06170
802.11be EHT320-BF_Nss1,(MCS0)_4TX	26.18	0.41495
6.525-6.875GHz	-	-
802.11be EHT20-BF_Nss1,(MCS0)_4TX	29.92	0.98175
802.11be EHT40-BF_Nss1,(MCS0)_4TX	32.32	1.70608
802.11be EHT80-BF_Nss1,(MCS0)_4TX	31.56	1.43219
802.11be EHT160-BF_Nss1,(MCS0)_4TX	30.64	1.15878

Result

Mode	Result	EIRP (dBm)	EIRP Limit (dBm)
802.11be EHT20-BF_Nss1,(MCS0)_4TX	-	-	-
5955MHz	Pass	30.34	36.00
6195MHz	Pass	31.49	36.00
6415MHz	Pass	27.92	36.00
6535MHz	Pass	27.63	36.00
6695MHz	Pass	29.92	36.00
6855MHz	Pass	28.48	36.00
802.11be EHT40-BF_Nss1,(MCS0)_4TX	-	-	-
5965MHz	Pass	26.94	36.00
6205MHz	Pass	28.32	36.00
6405MHz	Pass	30.41	36.00
6565MHz	Pass	32.15	36.00
6685MHz	Pass	32.32	36.00
6845MHz	Pass	30.70	36.00
802.11be EHT80-BF_Nss1,(MCS0)_4TX	-	-	-
5985MHz	Pass	27.53	36.00
6225MHz	Pass	29.82	36.00
6385MHz	Pass	31.06	36.00
6625MHz	Pass	31.56	36.00
6705MHz	Pass	31.55	36.00
6785MHz	Pass	30.95	36.00
802.11be EHT160-BF_Nss1,(MCS0)_4TX	-	-	-
6025MHz	Pass	28.75	36.00
6185MHz	Pass	30.26	36.00
6345MHz	Pass	27.68	36.00
6665MHz	Pass	30.64	36.00
802.11be EHT320-BF_Nss1,(MCS0)_4TX	-	-	-
6105MHz	Pass	25.19	36.00
6265MHz	Pass	26.18	36.00

DG = Directional Gain; Port X = Port X output power
Inf = There's no restriction for the limit.

EIRP;Band:6.2G;be20,BF;BWch:20MHz;Nss:1,(M0);Nant:4;Ch:5955MHz;TX

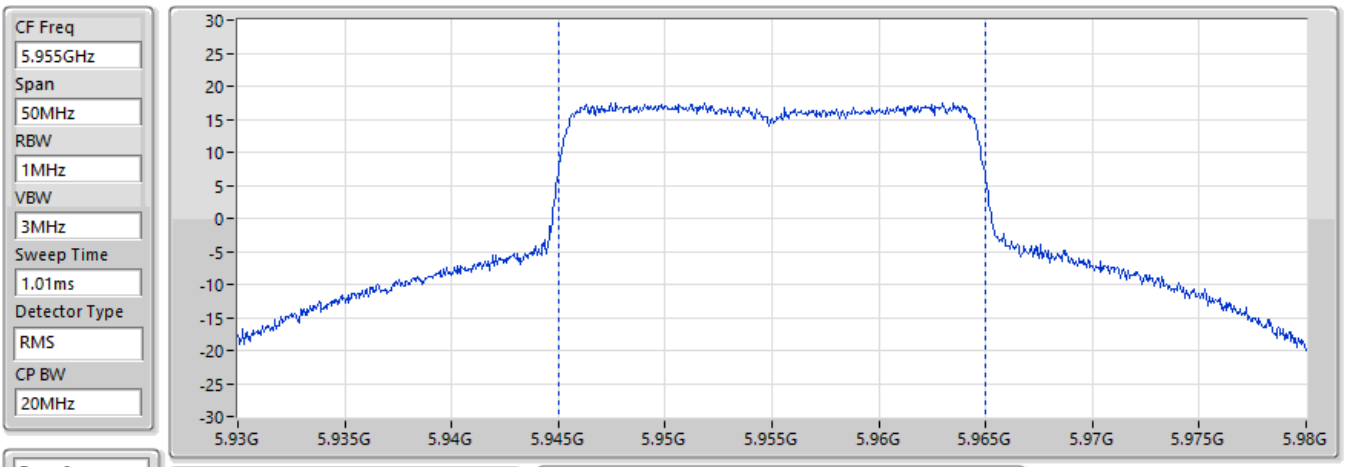

EIRP (dBm)
30.34

EIRP=Pr+Lp [Lp Free Space Path Loss]
Pr=Pmeas-Gr+Lc-Gamp

Pmeas	Gr (dBi)	Lc (dB)	Gamp (dB)	Lp (dB)
20.23	10.71	6.34	43.06	57.54

EIRP;Band:6.2G;be20,BF;BWch:20MHz;Nss:1,(M0);Nant:4;Ch:6195MHz;TX

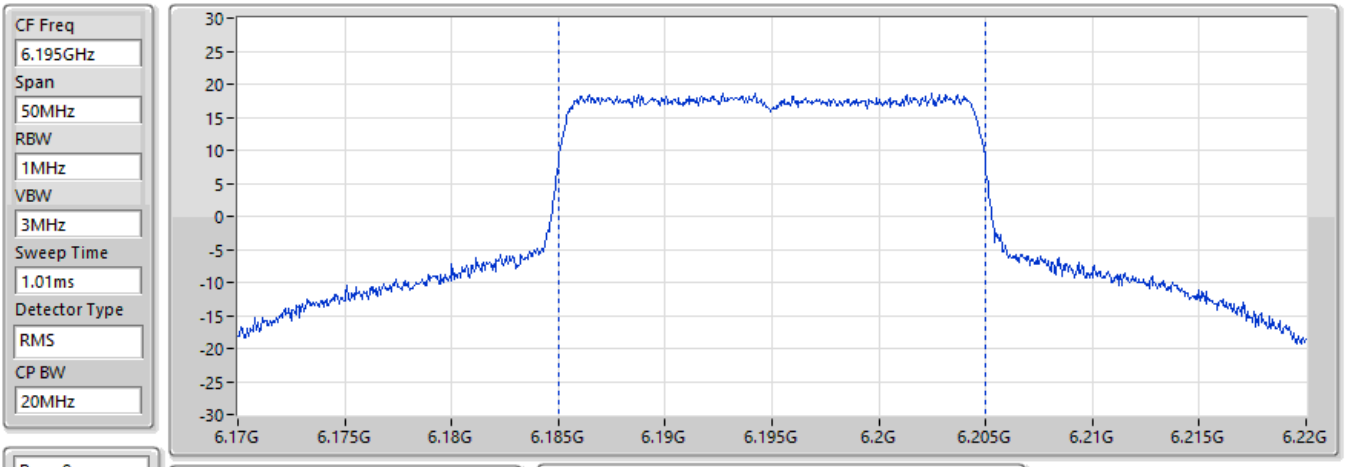

EIRP (dBm)
31.49

EIRP=Pr+Lp [Lp Free Space Path Loss]
Pr=Pmeas-Gr+Lc-Gamp

Pmeas	Gr (dBi)	Lc (dB)	Gamp (dB)	Lp (dB)
20.78	10.81	6.60	42.96	57.88

EIRP;Band:6.2G;be20,BF;BWch:20MHz;Nss:1,(M0);Nant:4;Ch:6415MHz;TX

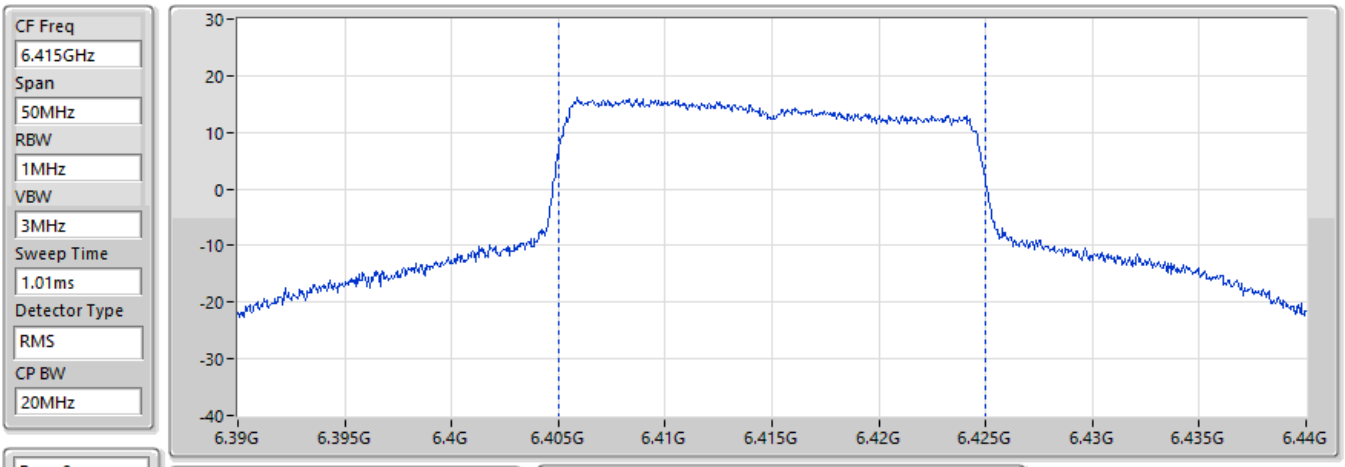

Page 9

EIRP (dBm)
27.92

EIRP=Pr+Lp [Lp Free Space Path Loss]
Pr=Pmeas-Gr+Lc-Gamp

Pmeas	Gr (dBi)	Lc (dB)	Gamp (dB)	Lp (dB)
17.07	11.10	6.65	42.89	58.19

EIRP;Band:6.7G;be20,BF;BWch:20MHz;Nss:1,(M0);Nant:4;Ch:6535MHz;TX

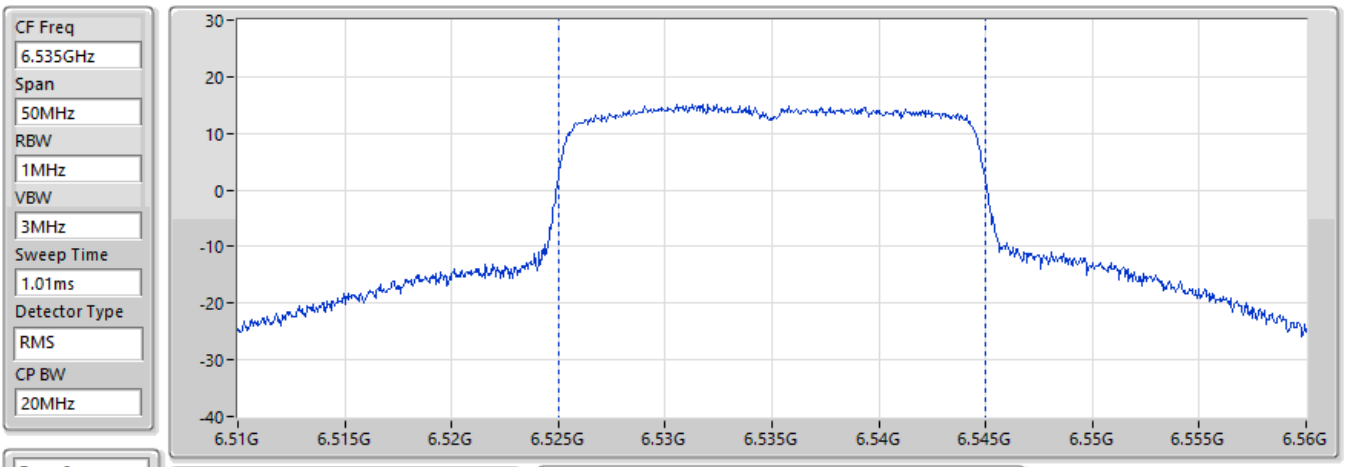

Page 9

EIRP (dBm)
27.63

EIRP=Pr+Lp [Lp Free Space Path Loss]
Pr=Pmeas-Gr+Lc-Gamp

Pmeas	Gr (dBi)	Lc (dB)	Gamp (dB)	Lp (dB)
16.39	11.06	6.77	42.82	58.35

EIRP;Band:6.7G;be20,BF;BWch:20MHz;Nss:1,(M0);Nant:4;Ch:6695MHz;TX

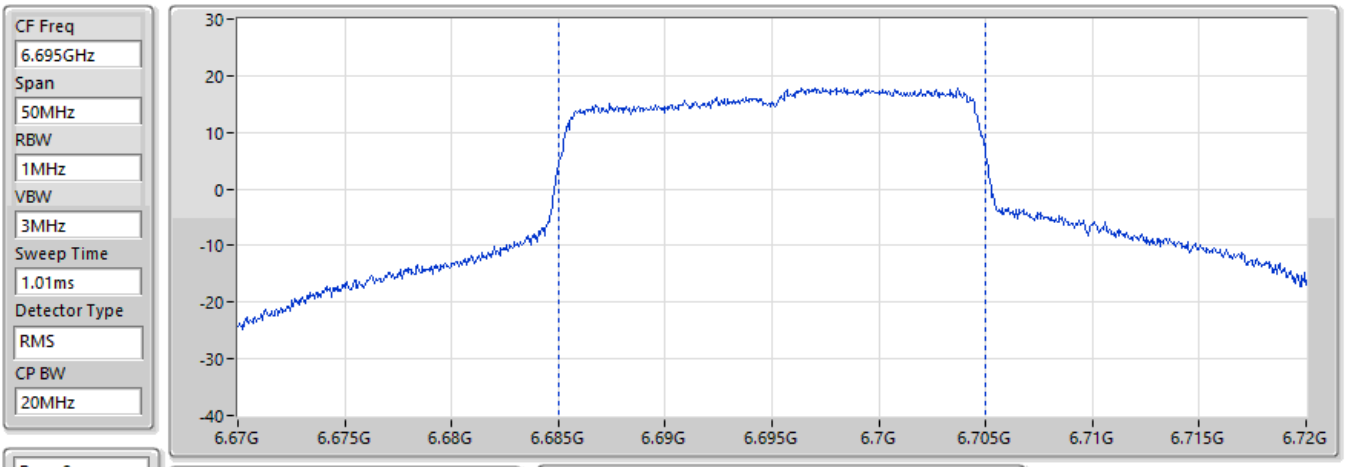

Page 9

EIRP (dBm)
29.92

EIRP=Pr+Lp [Lp Free Space Path Loss]
Pr=Pmeas-Gr+Lc-Gamp

Pmeas	Gr (dBi)	Lc (dB)	Gamp (dB)	Lp (dB)
17.97	10.81	6.85	42.65	58.56

EIRP;Band:6.7G;be20,BF;BWch:20MHz;Nss:1,(M0);Nant:4;Ch:6855MHz;TX

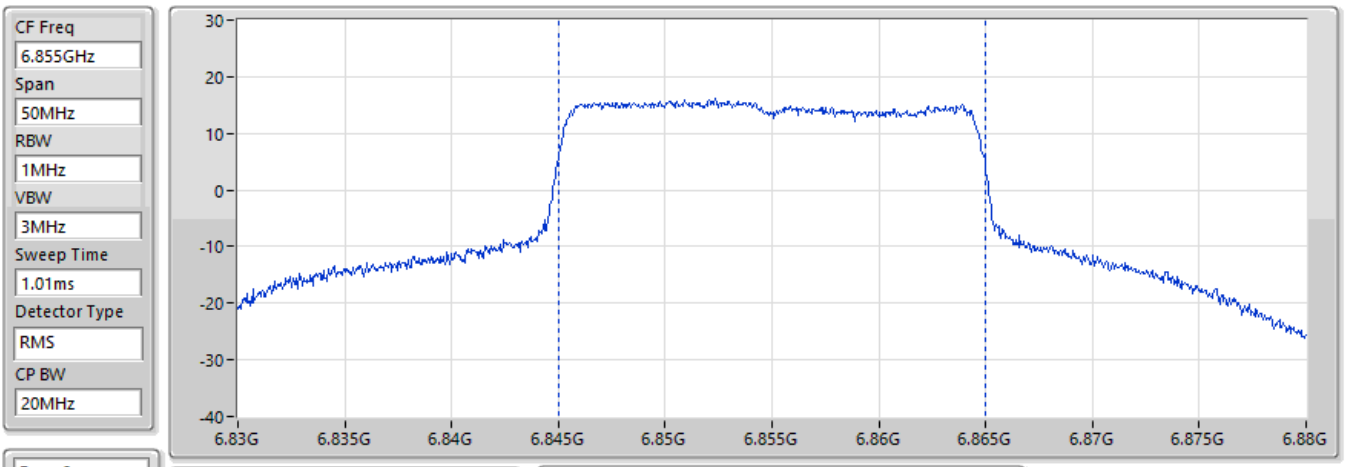

Page 9

EIRP (dBm)
28.48

EIRP=Pr+Lp [Lp Free Space Path Loss]
Pr=Pmeas-Gr+Lc-Gamp

Pmeas	Gr (dBi)	Lc (dB)	Gamp (dB)	Lp (dB)
16.00	10.71	6.90	42.47	58.76

EIRP;Band:6.2G;be40,BF;BWch:40MHz;Nss:1,(M0);Nant:4;Ch:5965MHz;TX

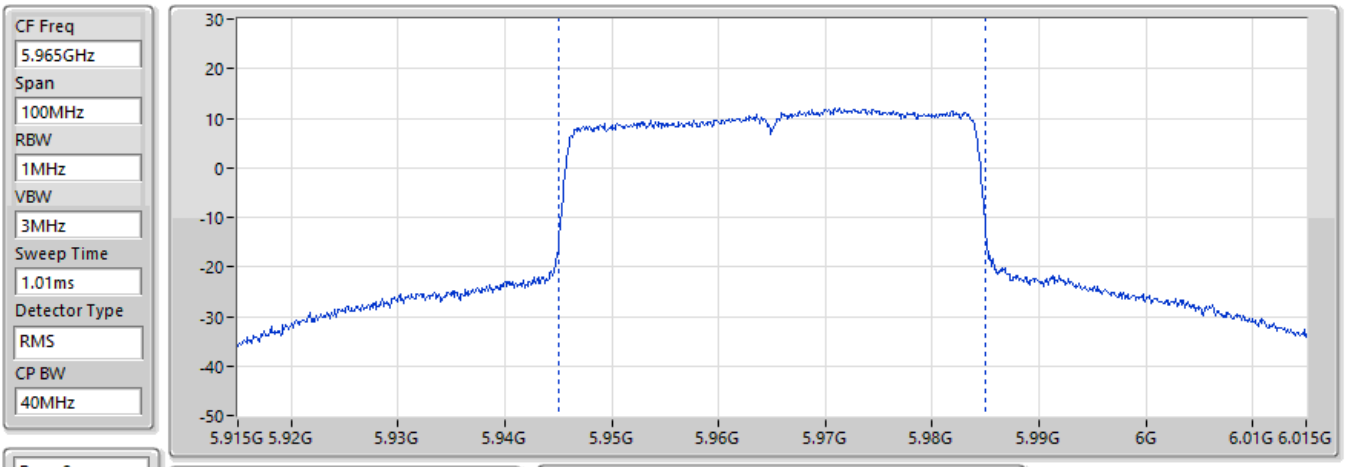

Page 9

EIRP (dBm)
26.94

EIRP=Pr+Lp [Lp Free Space Path Loss]
Pr=Pmeas-Gr+Lc-Gamp

Pmeas	Gr (dBi)	Lc (dB)	Gamp (dB)	Lp (dB)
16.82	10.73	6.35	43.05	57.55

EIRP;Band:6.2G;be40,BF;BWch:40MHz;Nss:1,(M0);Nant:4;Ch:6205MHz;TX

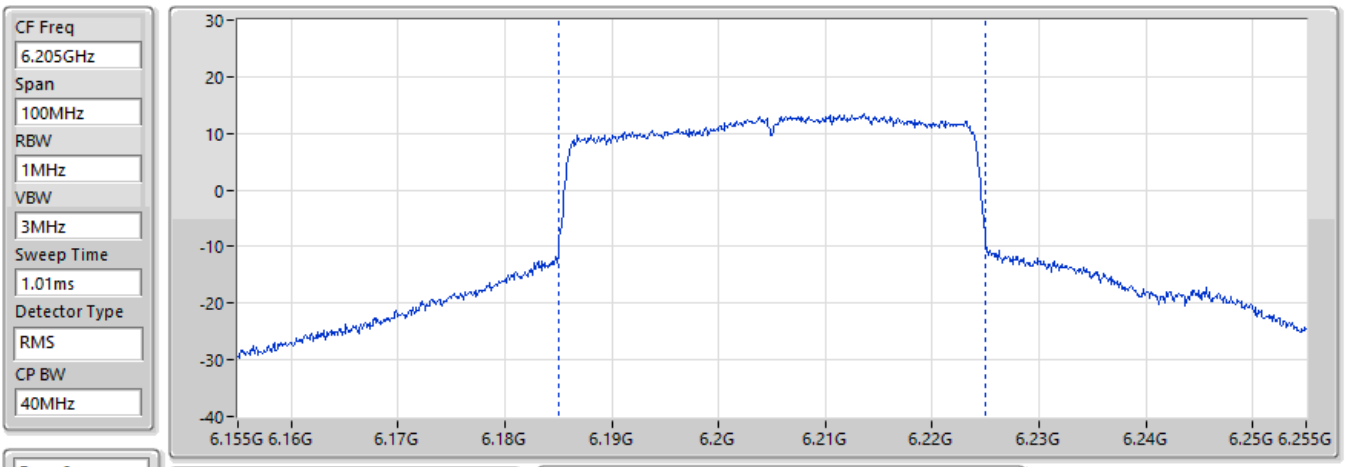

Page 9

EIRP (dBm)
28.32

EIRP=Pr+Lp [Lp Free Space Path Loss]
Pr=Pmeas-Gr+Lc-Gamp

Pmeas	Gr (dBi)	Lc (dB)	Gamp (dB)	Lp (dB)
17.58	10.81	6.61	42.96	57.90

EIRP;Band:6.2G;be40,BF;BWch:40MHz;Nss:1,(M0);Nant:4;Ch:6405MHz;TX

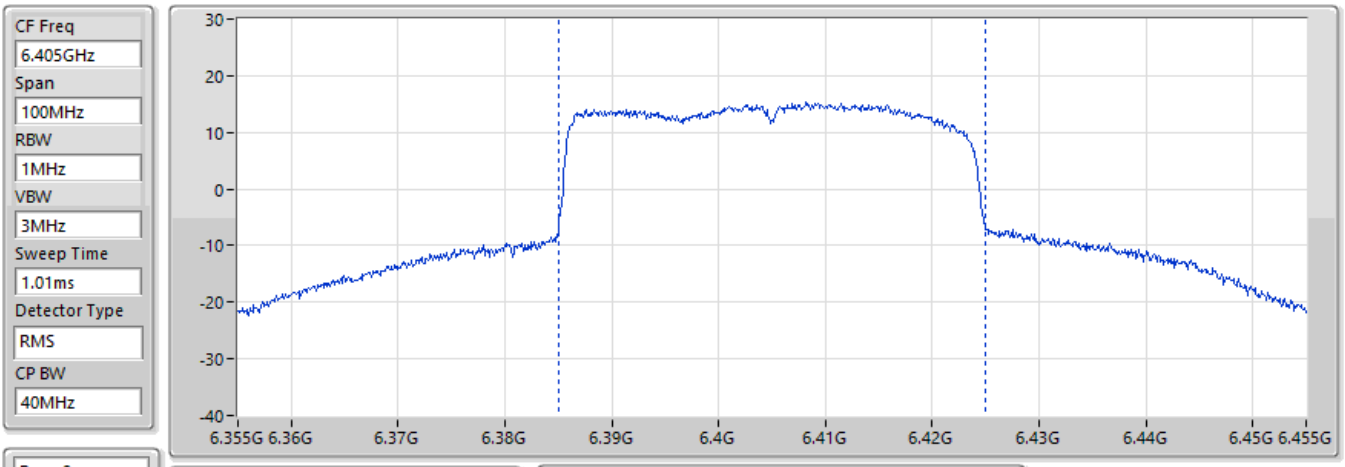

Page 9

EIRP (dBm)
30.41

EIRP=Pr+Lp [Lp Free Space Path Loss]
Pr=Pmeas-Gr+Lc-Gamp

Pmeas	Gr (dBi)	Lc (dB)	Gamp (dB)	Lp (dB)
19.59	11.10	6.64	42.89	58.17

EIRP;Band:6.7G;be40,BF;BWch:40MHz;Nss:1,(M0);Nant:4;Ch:6565MHz;TX

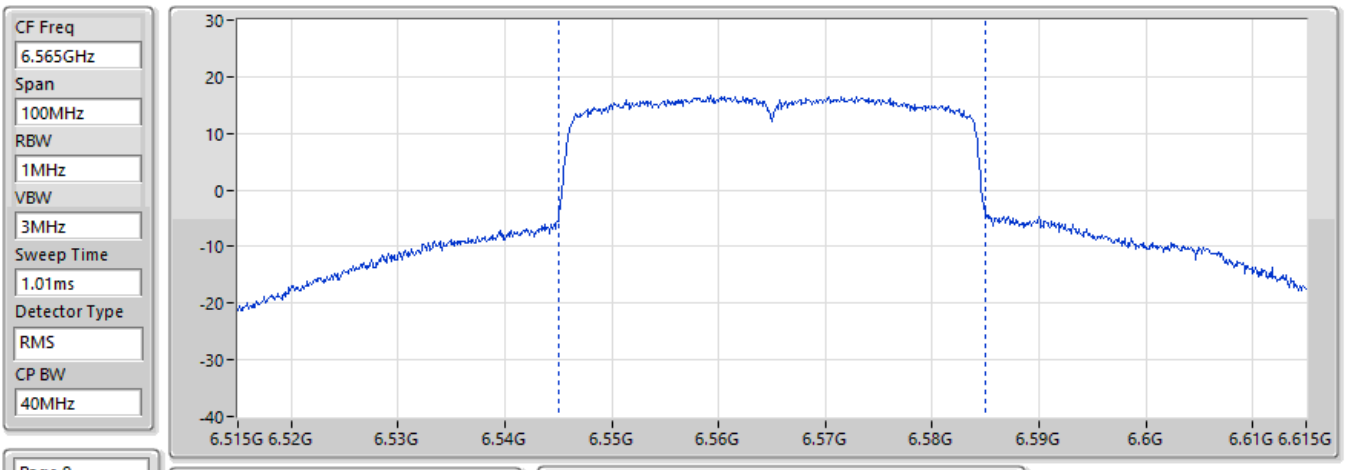

Page 9

EIRP (dBm)
32.15

EIRP=Pr+Lp [Lp Free Space Path Loss]
Pr=Pmeas-Gr+Lc-Gamp

Pmeas	Gr (dBi)	Lc (dB)	Gamp (dB)	Lp (dB)
20.69	10.94	6.80	42.79	58.39

EIRP;Band:6.7G;be40,BF;BWch:40MHz;Nss:1,(M0);Nant:4;Ch:6685MHz;TX

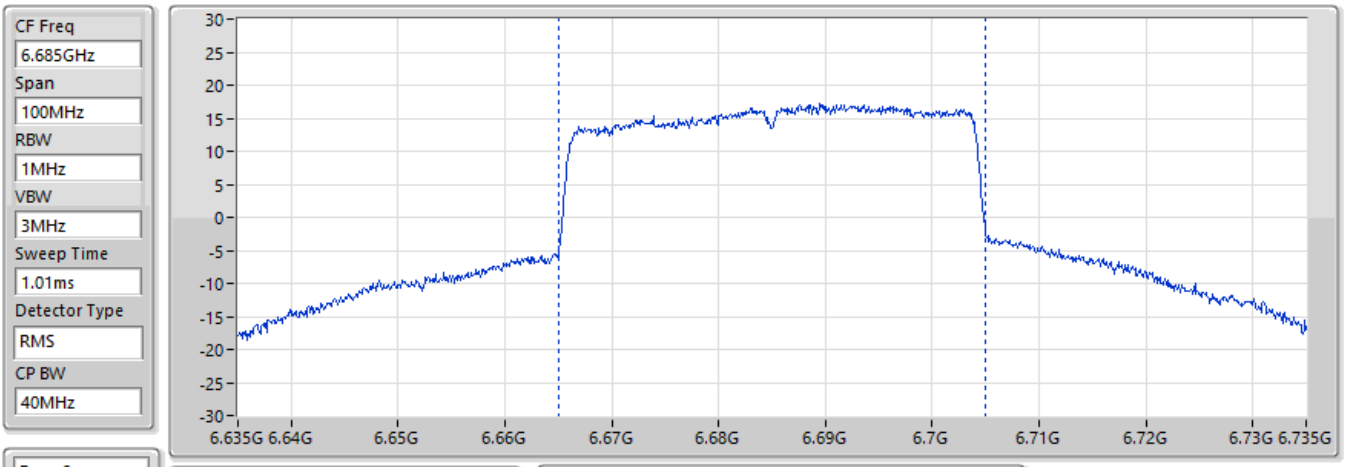

EIRP (dBm)
32.32

EIRP=Pr+Lp [Lp Free Space Path Loss]
Pr=Pmeas-Gr+Lc-Gamp

Pmeas	Gr (dBi)	Lc (dB)	Gamp (dB)	Lp (dB)
20.42	10.83	6.85	42.66	58.54

EIRP;Band:6.7G;be40,BF;BWch:40MHz;Nss:1,(M0);Nant:4;Ch:6845MHz;TX

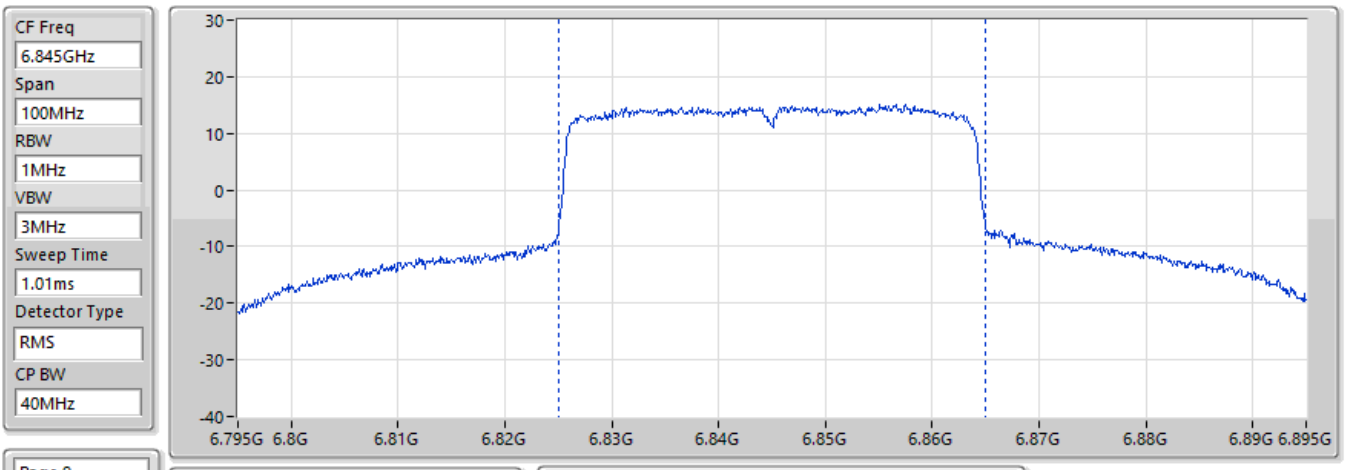

EIRP (dBm)
30.7

EIRP=Pr+Lp [Lp Free Space Path Loss]
Pr=Pmeas-Gr+Lc-Gamp

Pmeas	Gr (dBi)	Lc (dB)	Gamp (dB)	Lp (dB)
18.24	10.70	6.89	42.48	58.75

EIRP;Band:6.2G;be80,BF;BWch:80MHz;Nss:1,(M0);Nant:4;Ch:5985MHz;TX

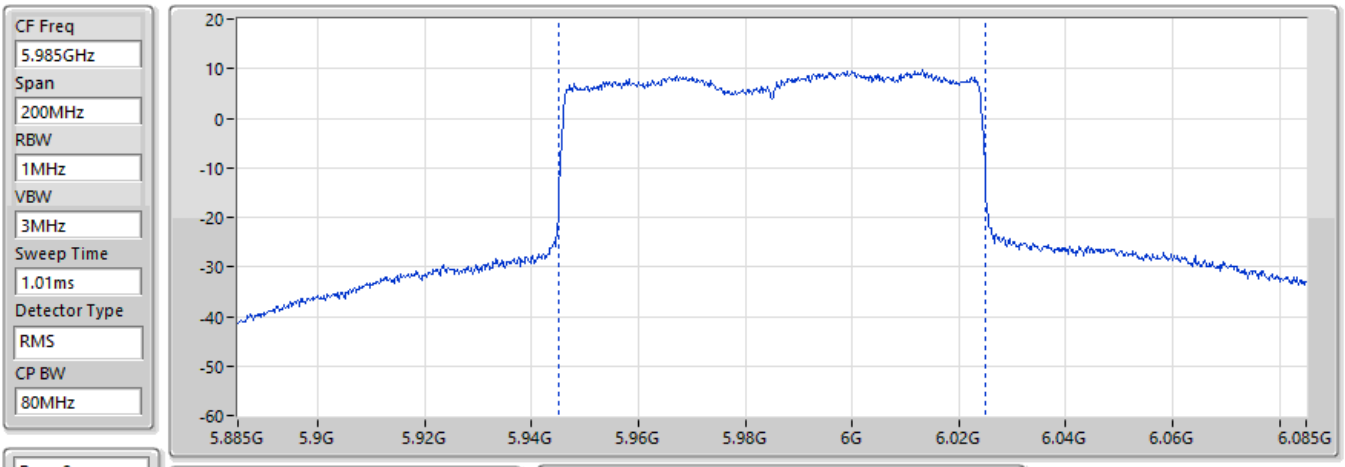

Page 9

EIRP (dBm)
27.53

EIRP=Pr+Lp [Lp Free Space Path Loss]
Pr=Pmeas-Gr+Lc-Gamp

Pmeas	Gr (dBi)	Lc (dB)	Gamp (dB)	Lp (dB)
17.39	10.77	6.37	43.04	57.58

EIRP;Band:6.2G;be80,BF;BWch:80MHz;Nss:1,(M0);Nant:4;Ch:6225MHz;TX

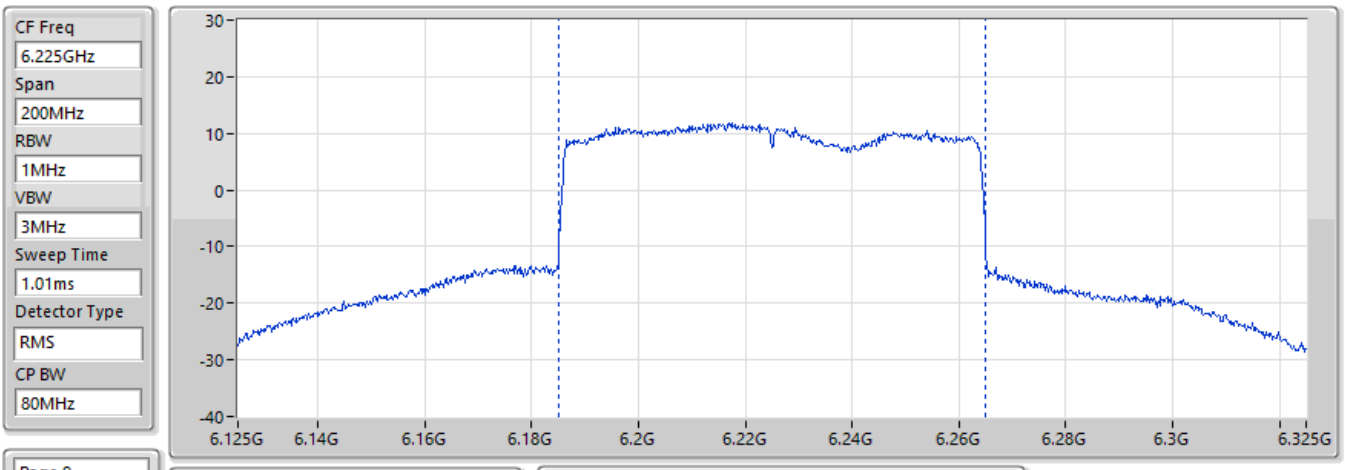

Page 9

EIRP (dBm)
29.82

EIRP=Pr+Lp [Lp Free Space Path Loss]
Pr=Pmeas-Gr+Lc-Gamp

Pmeas	Gr (dBi)	Lc (dB)	Gamp (dB)	Lp (dB)
19.08	10.85	6.61	42.95	57.93

EIRP;Band:6.2G;be80,BF;BWch:80MHz;Nss:1,(M0);Nant:4;Ch:6385MHz;TX

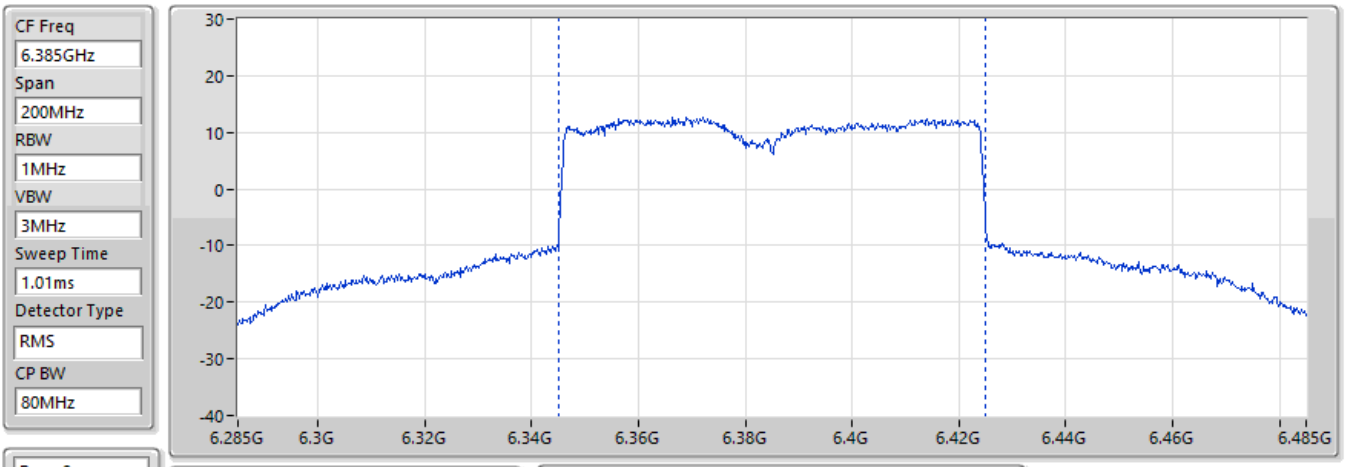

Page 9

EIRP (dBm)
31.06

EIRP=Pr+Lp [Lp Free Space Path Loss]
Pr=Pmeas-Gr+Lc-Gamp

Pmeas	Gr (dBi)	Lc (dB)	Gamp (dB)	Lp (dB)
20.31	11.13	6.63	42.90	58.15

EIRP;Band:6.7G;be80,BF;BWch:80MHz;Nss:1,(M0);Nant:4;Ch:6625MHz;TX

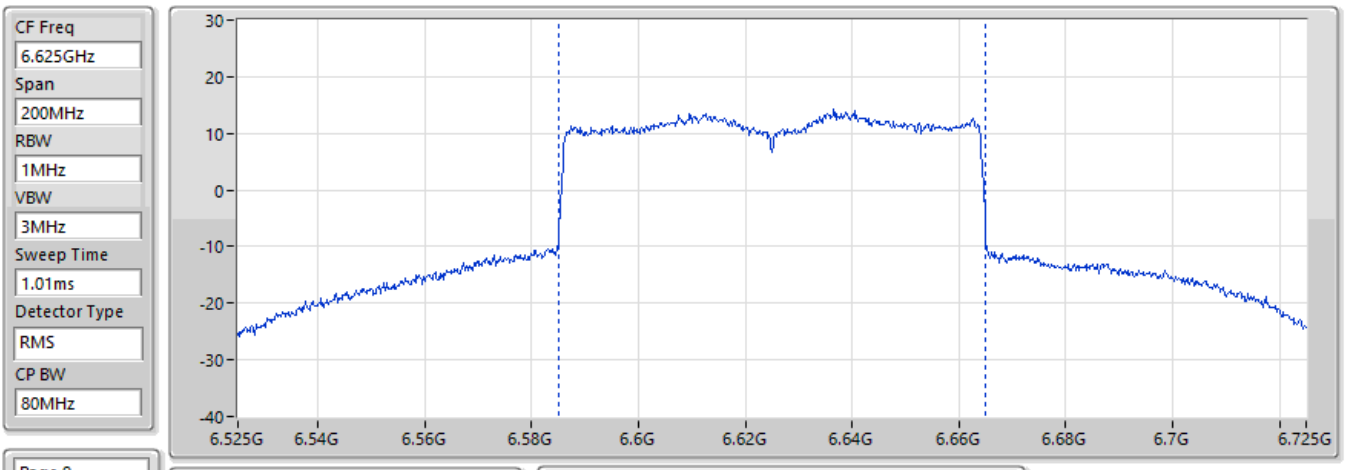

Page 9

EIRP (dBm)
31.56

EIRP=Pr+Lp [Lp Free Space Path Loss]
Pr=Pmeas-Gr+Lc-Gamp

Pmeas	Gr (dBi)	Lc (dB)	Gamp (dB)	Lp (dB)
19.82	10.85	6.84	42.72	58.47

EIRP;Band:6.7G;be80,BF;BWch:80MHz;Nss:1,(M0);Nant:4;Ch:6705MHz;TX

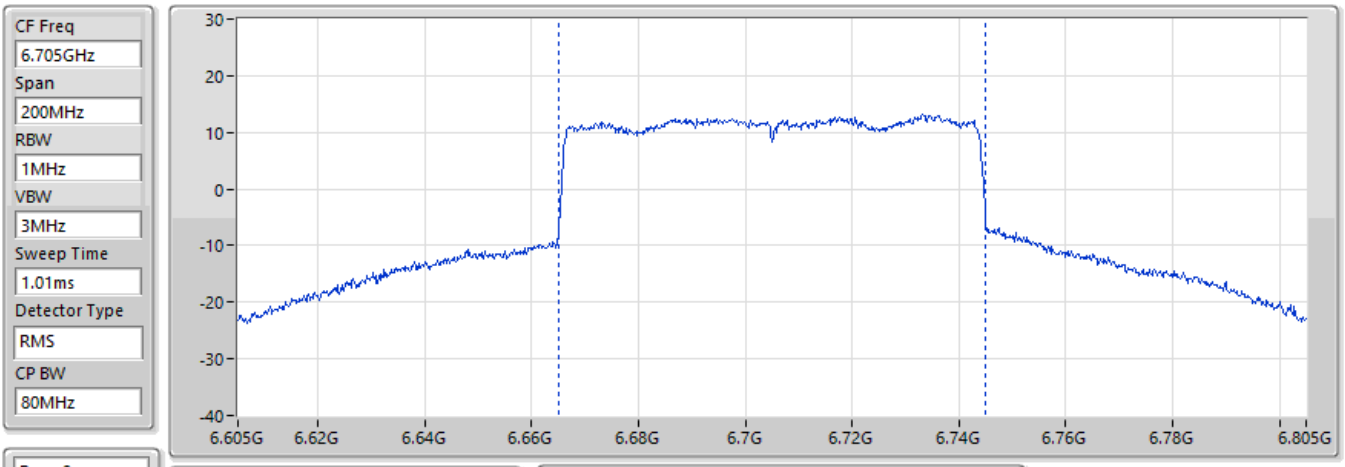

EIRP (dBm)
31.55

EIRP=Pr+Lp [Lp Free Space Path Loss]
Pr=Pmeas-Gr+Lc-Gamp

Pmeas	Gr (dBi)	Lc (dB)	Gamp (dB)	Lp (dB)
19.55	10.79	6.85	42.63	58.57

EIRP;Band:6.7G;be80,BF;BWch:80MHz;Nss:1,(M0);Nant:4;Ch:6785MHz;TX

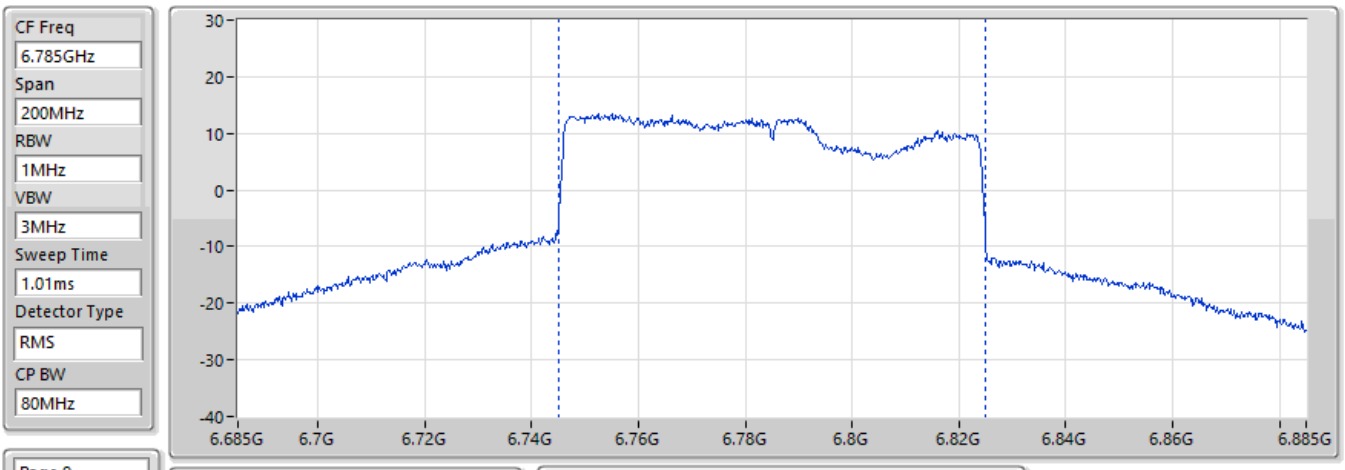

EIRP (dBm)
30.95

EIRP=Pr+Lp [Lp Free Space Path Loss]
Pr=Pmeas-Gr+Lc-Gamp

Pmeas	Gr (dBi)	Lc (dB)	Gamp (dB)	Lp (dB)
18.67	10.70	6.86	42.55	58.67

EIRP;Band:6.2G;be160,BF;BWch:160MHz;Nss:1,(M0);Nant:4;Ch:6025MHz;TX

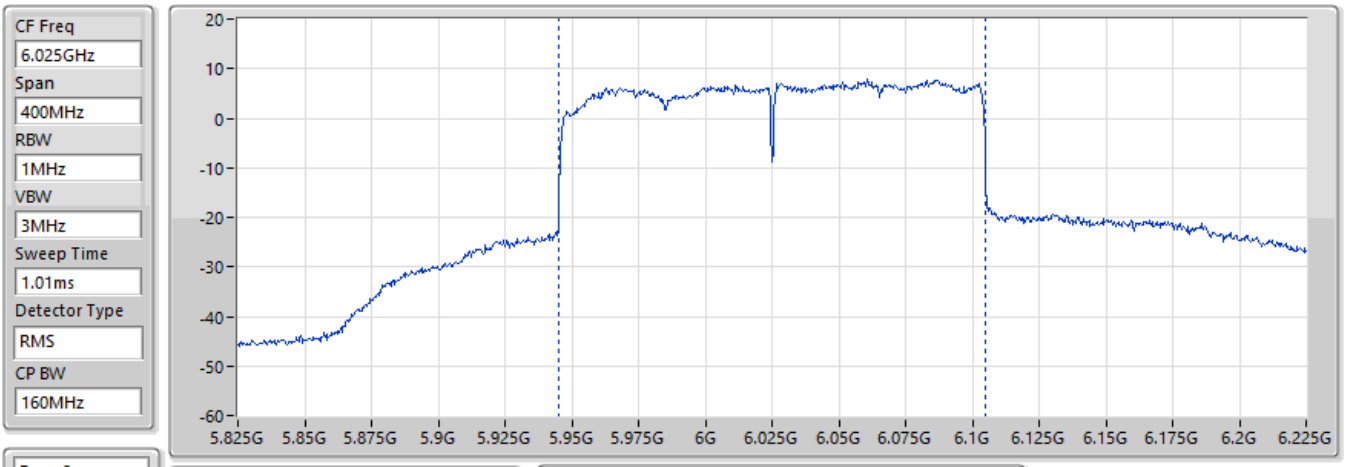

EIRP (dBm)
28.75

EIRP=Pr+Lp [Lp Free Space Path Loss]
Pr=Pmeas-Gr+Lc-Gamp

Pmeas	Gr (dBi)	Lc (dB)	Gamp (dB)	Lp (dB)
18.57	10.85	6.41	43.02	57.64

EIRP;Band:6.2G;be160,BF;BWch:160MHz;Nss:1,(M0);Nant:4;Ch:6185MHz;TX

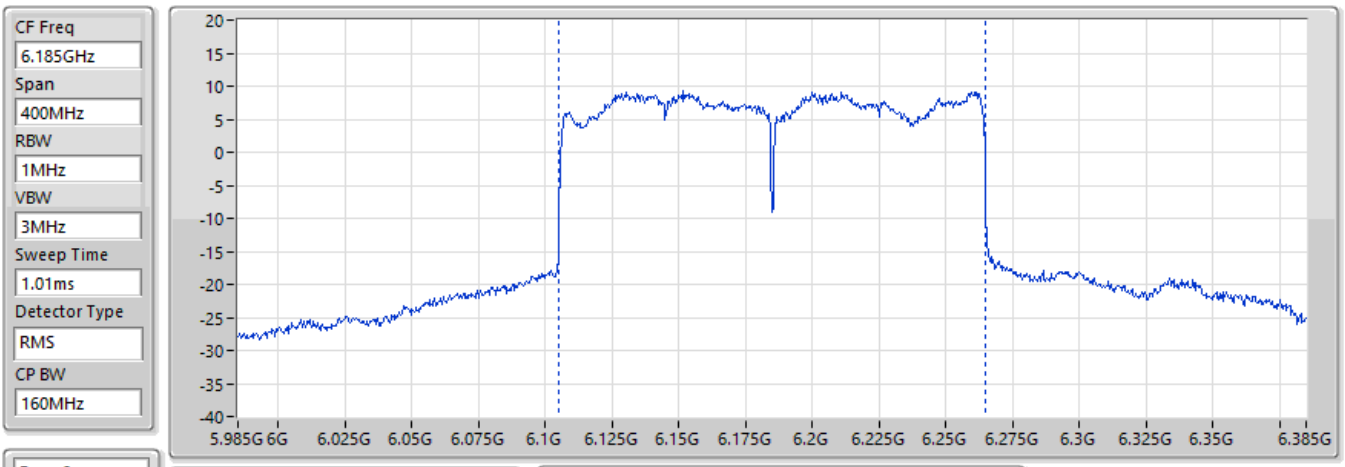

EIRP (dBm)
30.26

EIRP=Pr+Lp [Lp Free Space Path Loss]
Pr=Pmeas-Gr+Lc-Gamp

Pmeas	Gr (dBi)	Lc (dB)	Gamp (dB)	Lp (dB)
19.60	10.83	6.59	42.97	57.87

EIRP;Band:6.2G;be160,BF;BWch:160MHz;Nss:1,(M0);Nant:4;Ch:6345MHz;TX

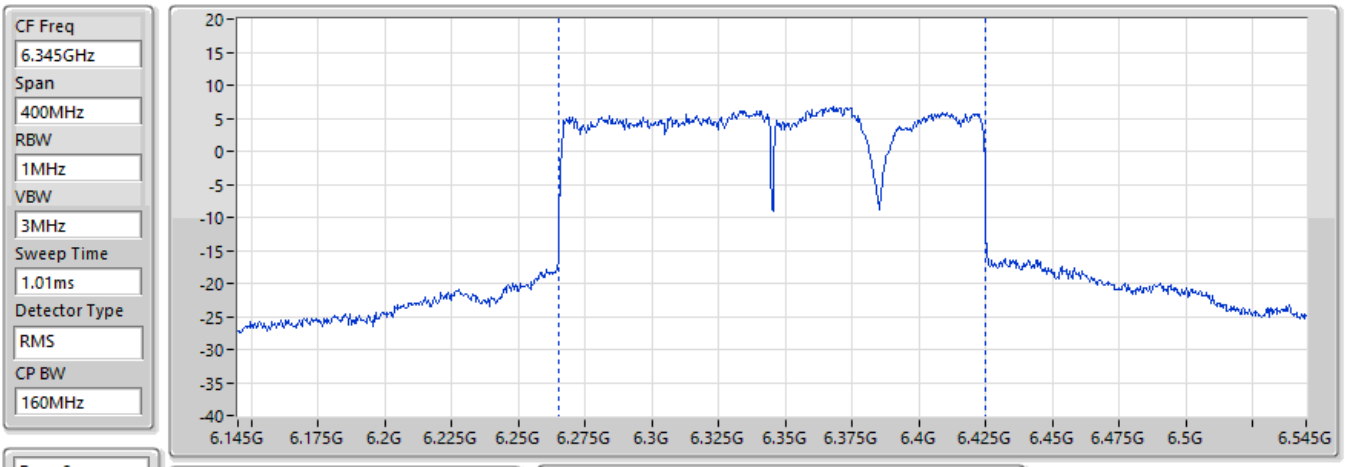

Page 9

EIRP (dBm)
27.68

EIRP=Pr+Lp [Lp Free Space Path Loss]
Pr=Pmeas-Gr+Lc-Gamp

Pmeas	Gr (dBi)	Lc (dB)	Gamp (dB)	Lp (dB)
17.07	11.19	6.62	42.91	58.09

EIRP;Band:6.7G;be160,BF;BWch:160MHz;Nss:1,(M0);Nant:4;Ch:6665MHz;TX

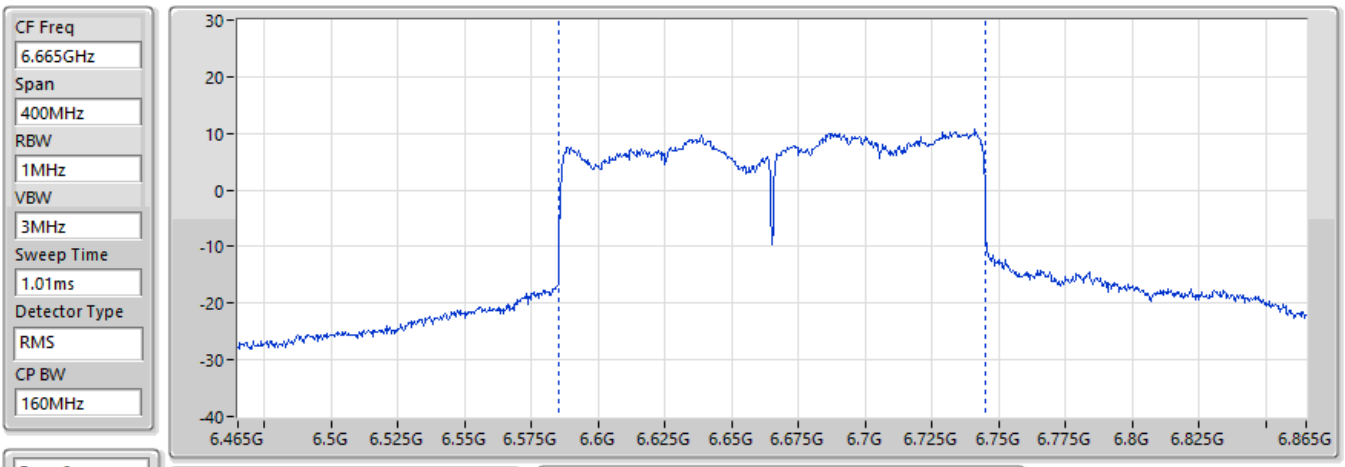

Page 9

EIRP (dBm)
30.64

EIRP=Pr+Lp [Lp Free Space Path Loss]
Pr=Pmeas-Gr+Lc-Gamp

Pmeas	Gr (dBi)	Lc (dB)	Gamp (dB)	Lp (dB)
18.82	10.87	6.85	42.68	58.52

EIRP;Band:6.2G;be320,BF;BWch:320MHz;Nss:1,(M0);Nant:4;Ch:6105MHz;TX

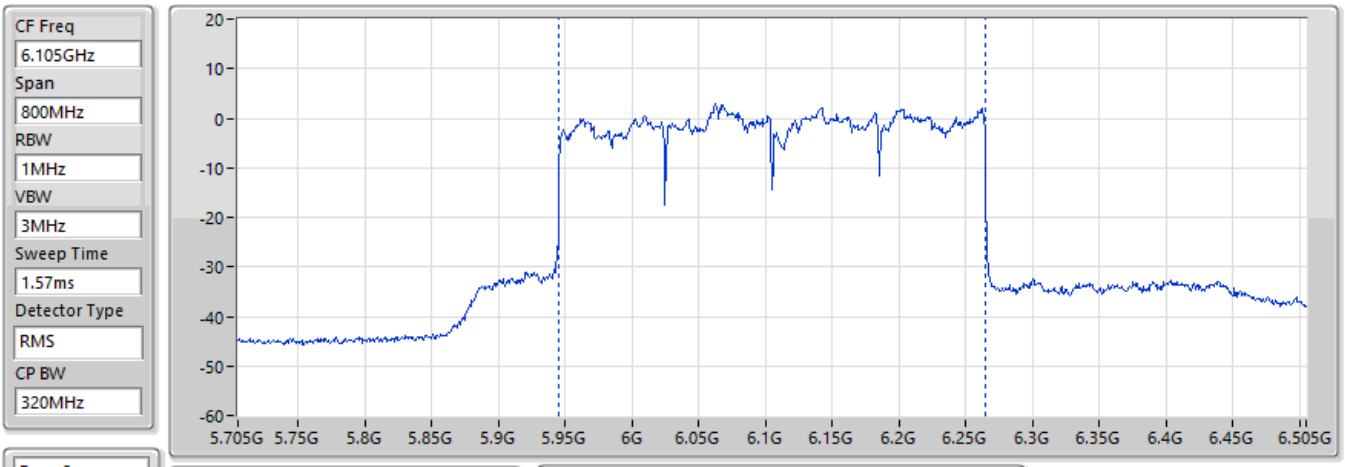

Page 9

EIRP (dBm)
25.19

EIRP=Pr+Lp [Lp Free Space Path Loss]
Pr=Pmeas-Gr+Lc-Gamp

Pmeas	Gr (dBi)	Lc (dB)	Gamp (dB)	Lp (dB)
14.73	10.81	6.50	42.99	57.76

EIRP;Band:6.2G;be320,BF;BWch:320MHz;Nss:1,(M0);Nant:4;Ch:6265MHz;TX

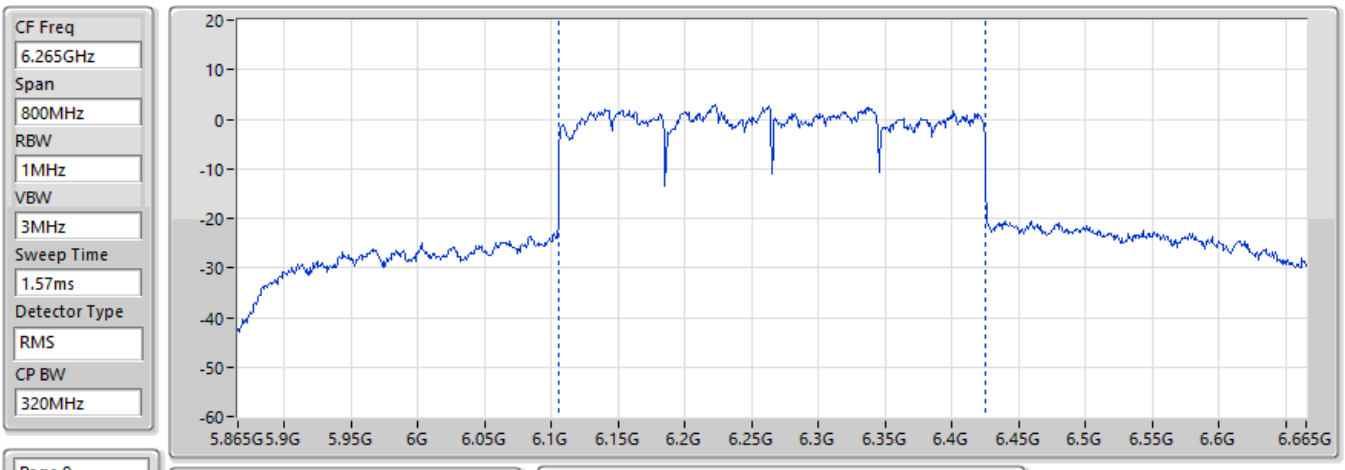

Page 9

EIRP (dBm)
26.18

EIRP=Pr+Lp [Lp Free Space Path Loss]
Pr=Pmeas-Gr+Lc-Gamp

Pmeas	Gr (dBi)	Lc (dB)	Gamp (dB)	Lp (dB)
15.48	10.96	6.62	42.94	57.98

Summary

Mode	EIRP PD (dBm/RBW)
5.925-6.425GHz	-
802.11be EHT20-BF_Nss1,(MCS0)_4TX	18.88
802.11be EHT40-BF_Nss1,(MCS0)_4TX	15.88
802.11be EHT80-BF_Nss1,(MCS0)_4TX	13.83
802.11be EHT160-BF_Nss1,(MCS0)_4TX	11.61
802.11be EHT320-BF_Nss1,(MCS0)_4TX	5.08
6.525-6.875GHz	-
802.11be EHT20-BF_Nss1,(MCS0)_4TX	16.73
802.11be EHT40-BF_Nss1,(MCS0)_4TX	16.94
802.11be EHT80-BF_Nss1,(MCS0)_4TX	13.84
802.11be EHT160-BF_Nss1,(MCS0)_4TX	10.03

RBW = 500kHz for 5.725-5.85GHz band / 1MHz for other band;

Result

Mode	Result	EIRP PD (dBm/RBW)	EIRP PD Limit (dBm/RBW)
802.11be EHT20-BF_Nss1,(MCS0)_4TX	-	-	-
5955MHz	Pass	17.73	23.00
6195MHz	Pass	18.88	23.00
6415MHz	Pass	16.51	23.00
6535MHz	Pass	15.94	23.00
6695MHz	Pass	16.73	23.00
6855MHz	Pass	15.70	23.00
802.11be EHT40-BF_Nss1,(MCS0)_4TX	-	-	-
5965MHz	Pass	12.74	23.00
6205MHz	Pass	15.06	23.00
6405MHz	Pass	15.88	23.00
6565MHz	Pass	16.58	23.00
6685MHz	Pass	14.91	23.00
6845MHz	Pass	16.94	23.00
802.11be EHT80-BF_Nss1,(MCS0)_4TX	-	-	-
5985MHz	Pass	9.78	23.00
6225MHz	Pass	13.54	23.00
6385MHz	Pass	13.83	23.00
6625MHz	Pass	13.84	23.00
6705MHz	Pass	12.85	23.00
6785MHz	Pass	13.66	23.00
802.11be EHT160-BF_Nss1,(MCS0)_4TX	-	-	-
6025MHz	Pass	7.84	23.00
6185MHz	Pass	11.61	23.00
6345MHz	Pass	8.21	23.00
6665MHz	Pass	10.03	23.00
802.11be EHT320-BF_Nss1,(MCS0)_4TX	-	-	-
6105MHz	Pass	4.89	23.00
6265MHz	Pass	5.08	23.00

DG = Directional Gain; RBW = 500kHz for 5.725-5.85GHz band / 1MHz for other band;
PD = trace bin-by-bin of each transmits port summing can be performed maximum power density; Port X = Port X Power Density;
Inf = There's no restriction for the limit.

EIRP PSD;Band:6.2G;be20,BF;BWch:20MHz;Nss:1,(M0);Nant:4;Ch:5955MHz;TX

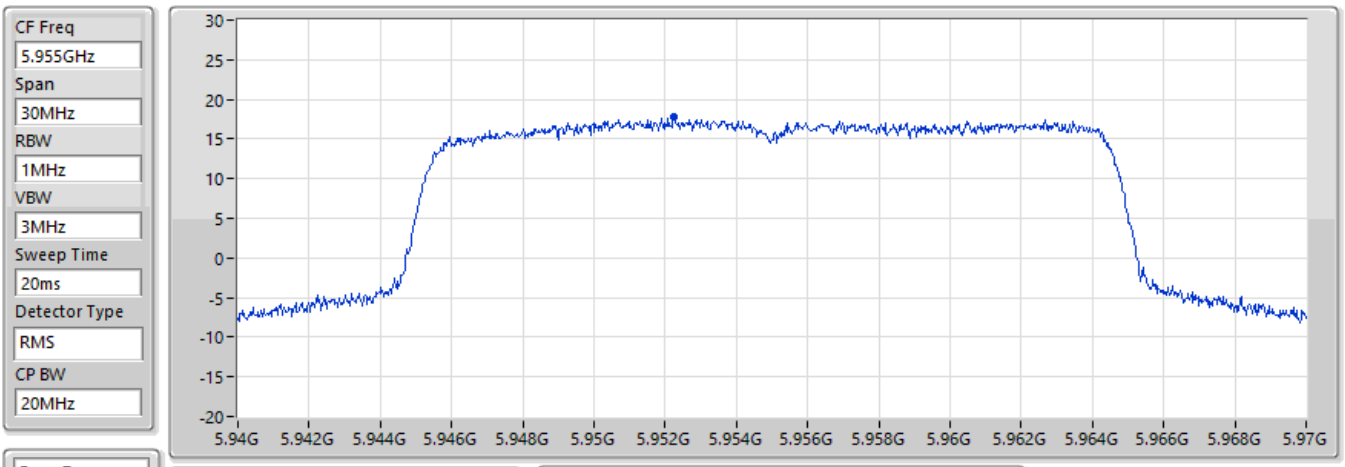

EIRP PSD (dBm)
17.73

EIRP=Pr+Lp [Lp Free Space Path Loss]
Pr=Pmeas-Gr+Lc-Gamp

Pmeas	Gr (dBi)	Lc (dB)	Gamp (dB)	Lp (dB)
7.61	10.70	6.34	43.06	57.54

EIRP PSD;Band:6.2G;be20,BF;BWch:20MHz;Nss:1,(M0);Nant:4;Ch:6195MHz;TX

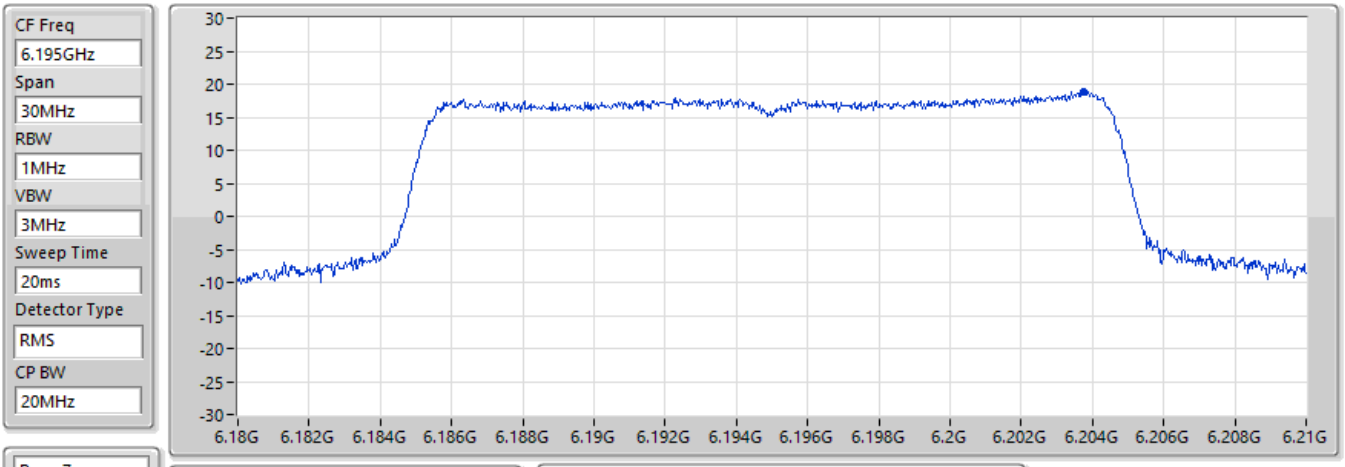

EIRP PSD (dBm)
18.88

EIRP=Pr+Lp [Lp Free Space Path Loss]
Pr=Pmeas-Gr+Lc-Gamp

Pmeas	Gr (dBi)	Lc (dB)	Gamp (dB)	Lp (dB)
8.14	10.81	6.61	42.96	57.90

EIRP PSD;Band:6.2G;be20,BF;BWch:20MHz;Nss:1,(M0);Nant:4;Ch:6415MHz;TX

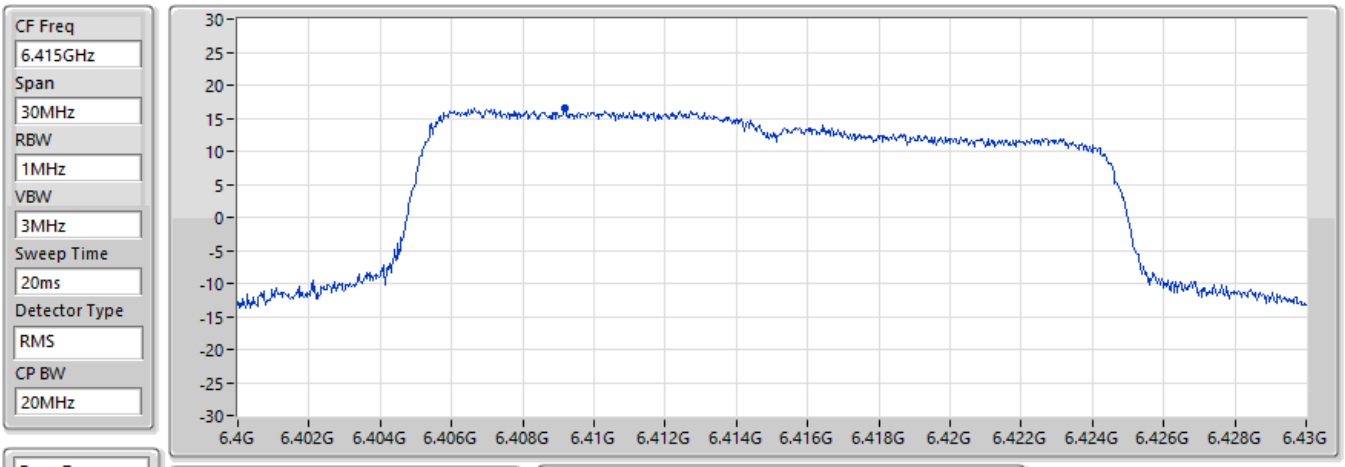

EIRP PSD (dBm)
16.51

EIRP=Pr+Lp [Lp Free Space Path Loss]
Pr=Pmeas-Gr+Lc-Gamp

Pmeas	Gr (dBi)	Lc (dB)	Gamp (dB)	Lp (dB)
5.68	11.10	6.64	42.89	58.18

EIRP PSD;Band:6.2G;be40,BF;BWch:40MHz;Nss:1,(M0);Nant:4;Ch:5965MHz;TX

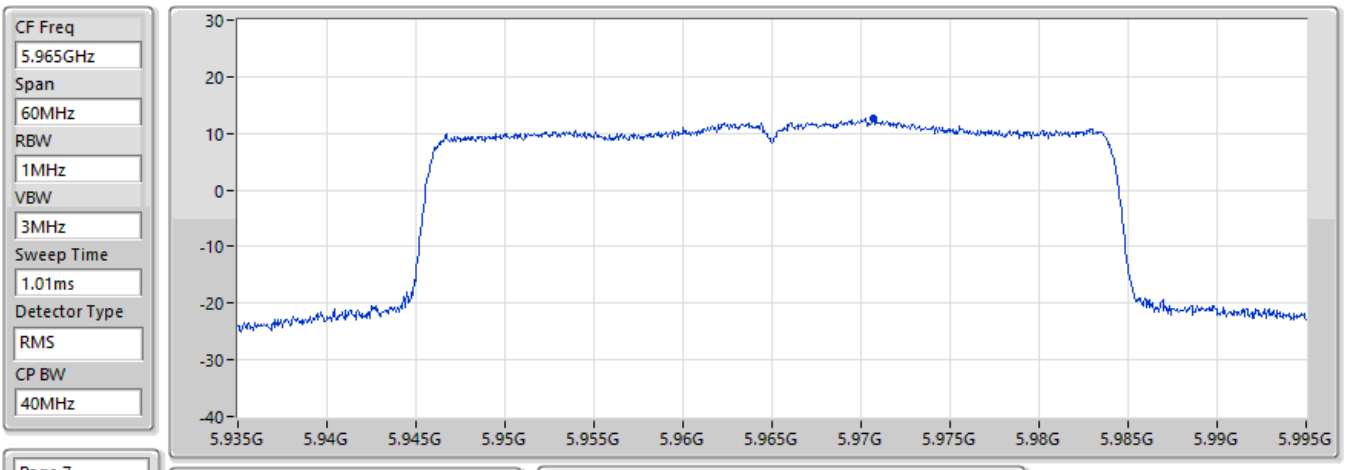

EIRP PSD (dBm)
12.74

EIRP=Pr+Lp [Lp Free Space Path Loss]
Pr=Pmeas-Gr+Lc-Gamp

Pmeas	Gr (dBi)	Lc (dB)	Gamp (dB)	Lp (dB)
2.62	10.74	6.35	43.05	57.56

EIRP PSD;Band:6.2G;be40,BF;BWch:40MHz;Nss:1,(M0);Nant:4;Ch:6205MHz;TX

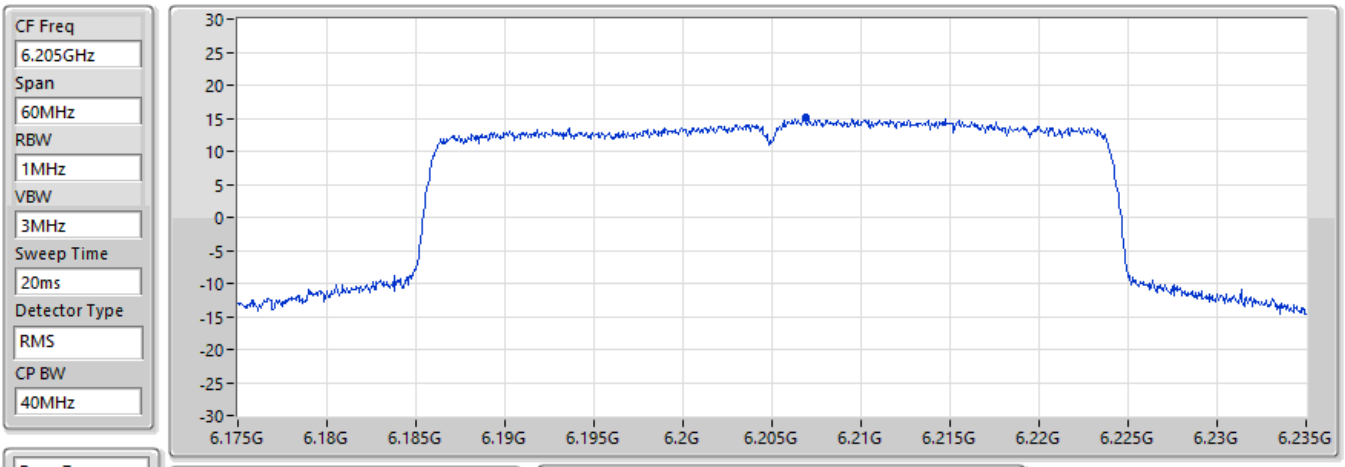

Page 7

EIRP PSD (dBm)
15.06

EIRP=Pr+Lp [Lp Free Space Path Loss]
Pr=Pmeas-Gr+Lc-Gamp

Pmeas	Gr (dBi)	Lc (dB)	Gamp (dB)	Lp (dB)
4.32	10.81	6.61	42.96	57.90

EIRP PSD;Band:6.2G;be40,BF;BWch:40MHz;Nss:1,(M0);Nant:4;Ch:6405MHz;TX

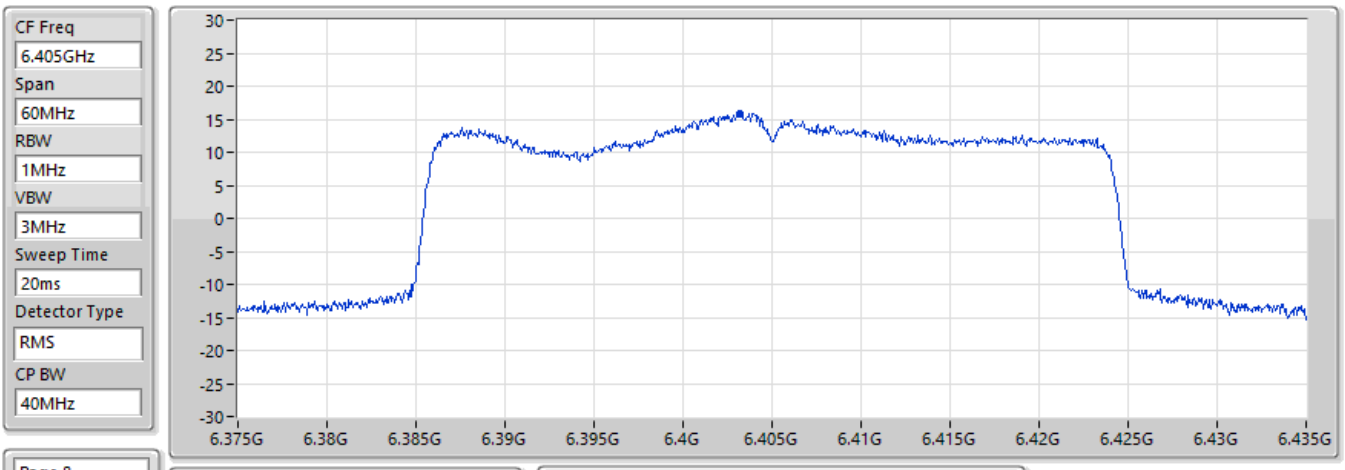

Page 8

EIRP PSD (dBm)
15.88

EIRP=Pr+Lp [Lp Free Space Path Loss]
Pr=Pmeas-Gr+Lc-Gamp

Pmeas	Gr (dBi)	Lc (dB)	Gamp (dB)	Lp (dB)
5.07	11.10	6.63	42.89	58.17

EIRP PSD;Band:6.2G;be80,BF;BWch:80MHz;Nss:1,(M0);Nant:4;Ch:5985MHz;TX

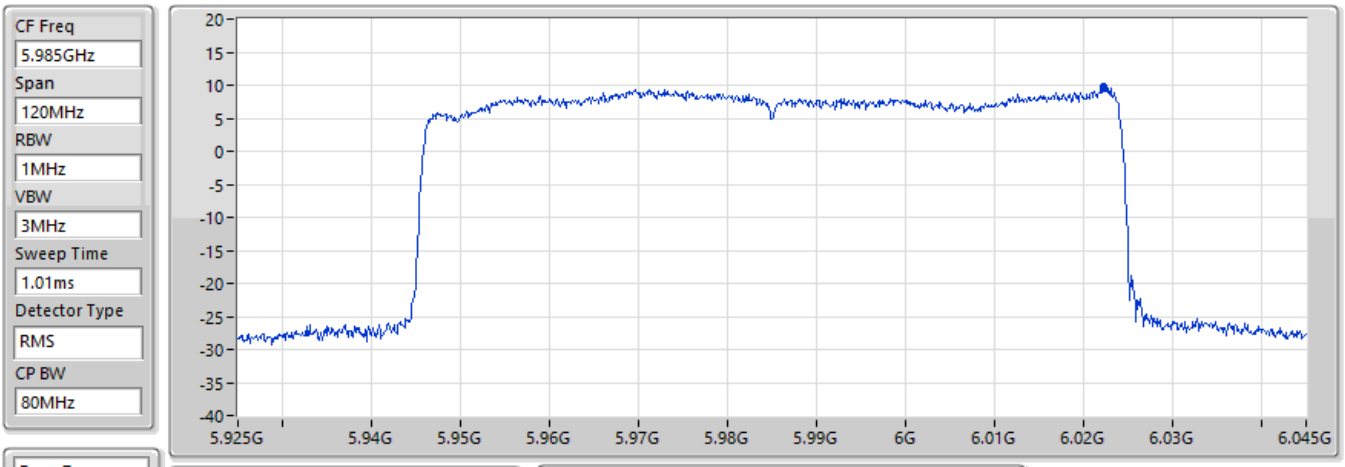

Page 7

EIRP PSD (dBm)
9.78

EIRP=Pr+Lp [Lp Free Space Path Loss]
Pr=Pmeas-Gr+Lc-Gamp

Pmeas	Gr (dBi)	Lc (dB)	Gamp (dB)	Lp (dB)
-0.41	10.84	6.41	43.02	57.64

EIRP PSD;Band:6.2G;be80,BF;BWch:80MHz;Nss:1,(M0);Nant:4;Ch:6225MHz;TX

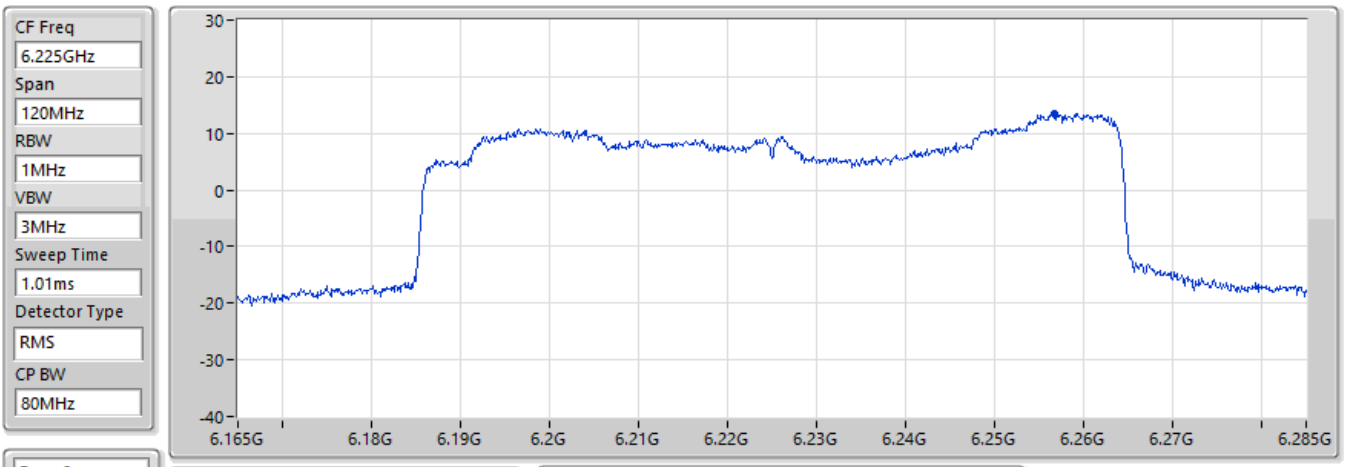

Page 8

EIRP PSD (dBm)
13.54

EIRP=Pr+Lp [Lp Free Space Path Loss]
Pr=Pmeas-Gr+Lc-Gamp

Pmeas	Gr (dBi)	Lc (dB)	Gamp (dB)	Lp (dB)
2.82	10.93	6.62	42.94	57.97

EIRP PSD;Band:6.2G;be80,BF;BWch:80MHz;Nss:1,(M0);Nant:4;Ch:6385MHz;TX

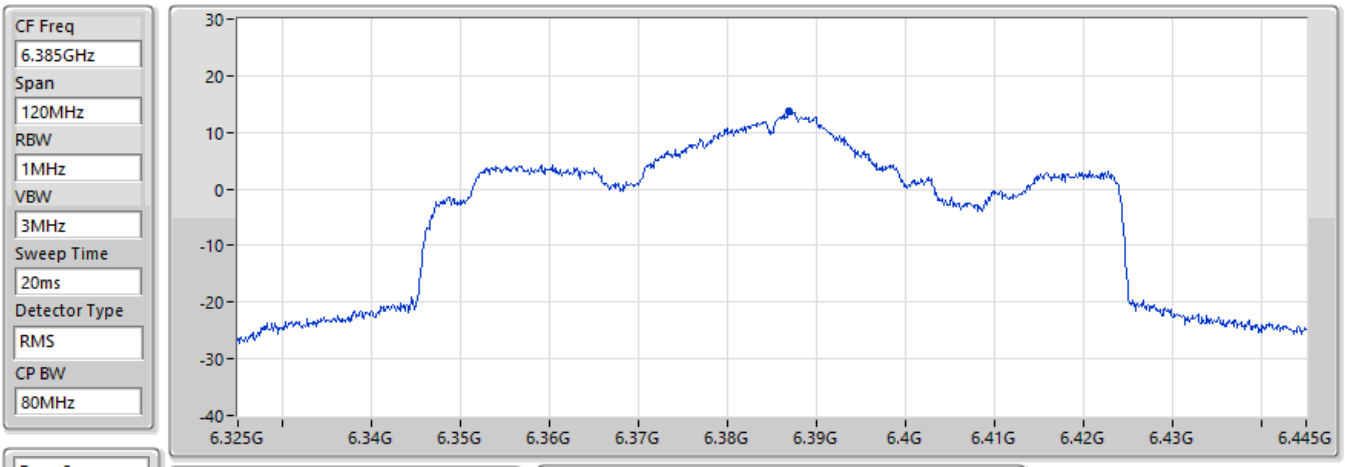

Page 8

EIRP PSD (dBm)
13.83

EIRP=Pr+Lp [Lp Free Space Path Loss]
Pr=Pmeas-Gr+Lc-Gamp

Pmeas	Gr (dBi)	Lc (dB)	Gamp (dB)	Lp (dB)
3.08	11.13	6.63	42.90	58.15

EIRP PSD;Band:6.2G;be160,BF;BWch:160MHz;Nss:1,(M0);Nant:4;Ch:6025MHz;TX

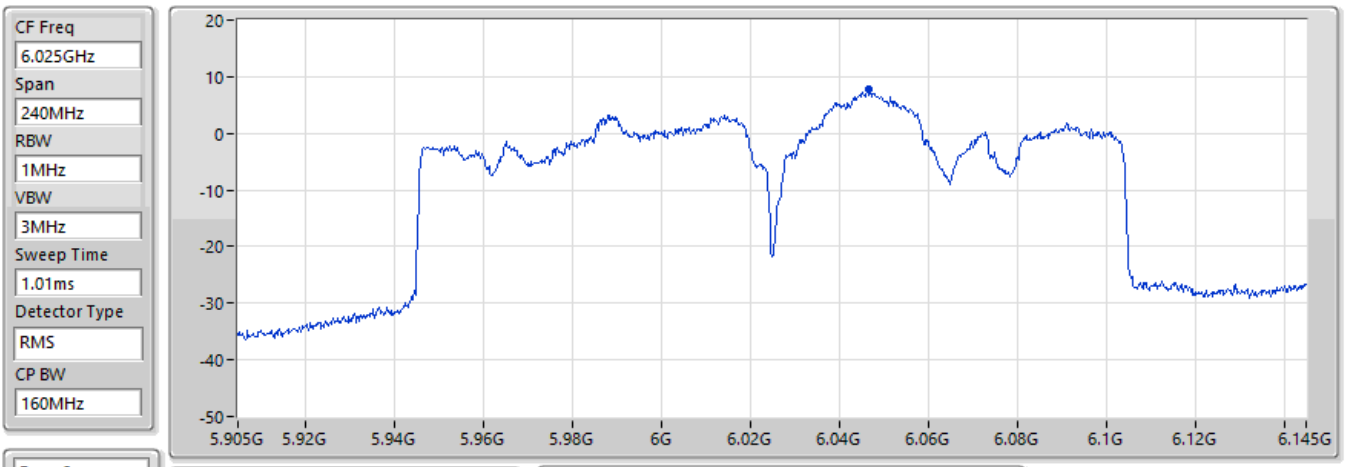

Page 8

EIRP PSD (dBm)
7.84

EIRP=Pr+Lp [Lp Free Space Path Loss]
Pr=Pmeas-Gr+Lc-Gamp

Pmeas	Gr (dBi)	Lc (dB)	Gamp (dB)	Lp (dB)
-2.36	10.89	6.43	43.01	57.67

EIRP PSD;Band:6.2G;be160,BF;BWch:160MHz;Nss:1,(M0);Nant:4;Ch:6185MHz;TX

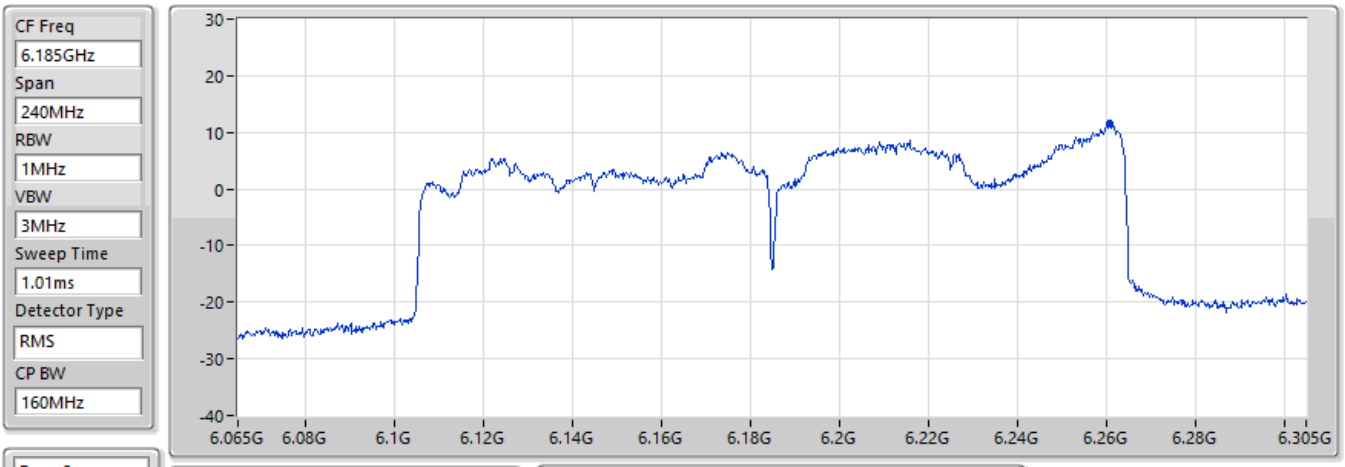

Page 8

EIRP PSD (dBm)
11.61

EIRP=Pr+Lp [Lp Free Space Path Loss]
Pr=Pmeas-Gr+Lc-Gamp

Pmeas	Gr (dBi)	Lc (dB)	Gamp (dB)	Lp (dB)
0.89	10.94	6.62	42.94	57.98

EIRP PSD;Band:6.2G;be160,BF;BWch:160MHz;Nss:1,(M0);Nant:4;Ch:6345MHz;TX

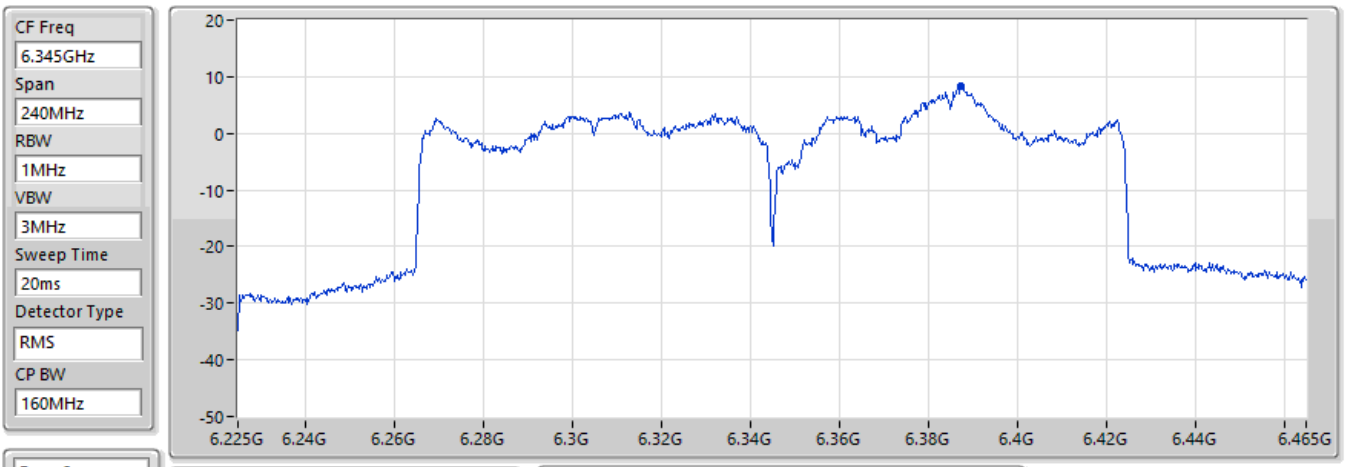

Page 8

EIRP PSD (dBm)
8.21

EIRP=Pr+Lp [Lp Free Space Path Loss]
Pr=Pmeas-Gr+Lc-Gamp

Pmeas	Gr (dBi)	Lc (dB)	Gamp (dB)	Lp (dB)
-2.54	11.13	6.63	42.90	58.15

EIRP PSD;Band:6.2G;be320,BF;BWch:320MHz;Nss:1,(M0);Nant:4;Ch:6105MHz;TX

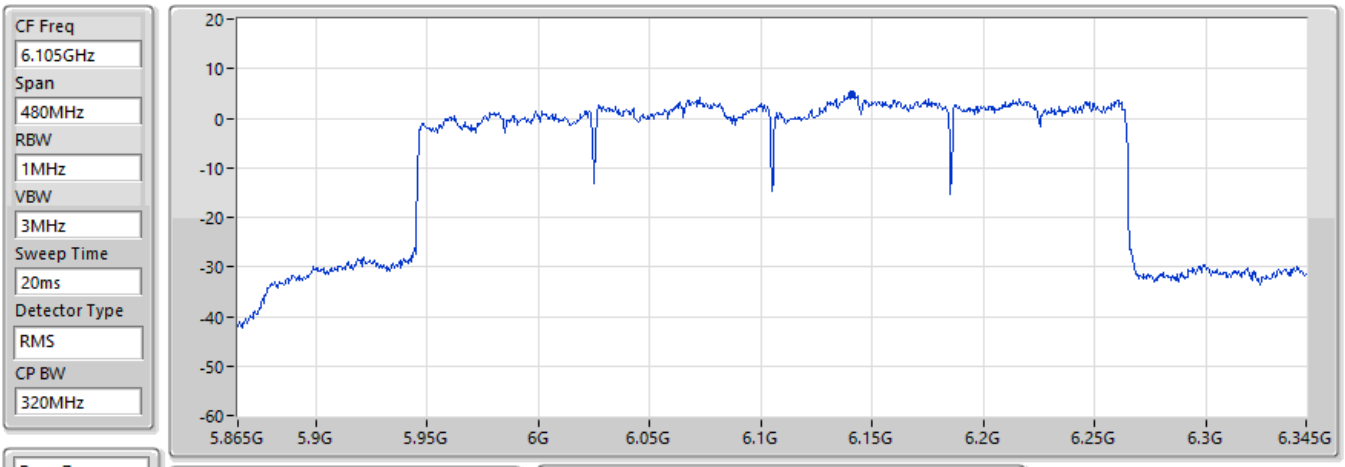

Page 7

EIRP PSD (dBm)
4.89

EIRP=Pr+Lp [Lp Free Space Path Loss]
Pr=Pmeas-Gr+Lc-Gamp

Pmeas	Gr (dBi)	Lc (dB)	Gamp (dB)	Lp (dB)
-5.60	10.88	6.54	42.98	57.81

EIRP PSD;Band:6.2G;be320,BF;BWch:320MHz;Nss:1,(M0);Nant:4;Ch:6265MHz;TX

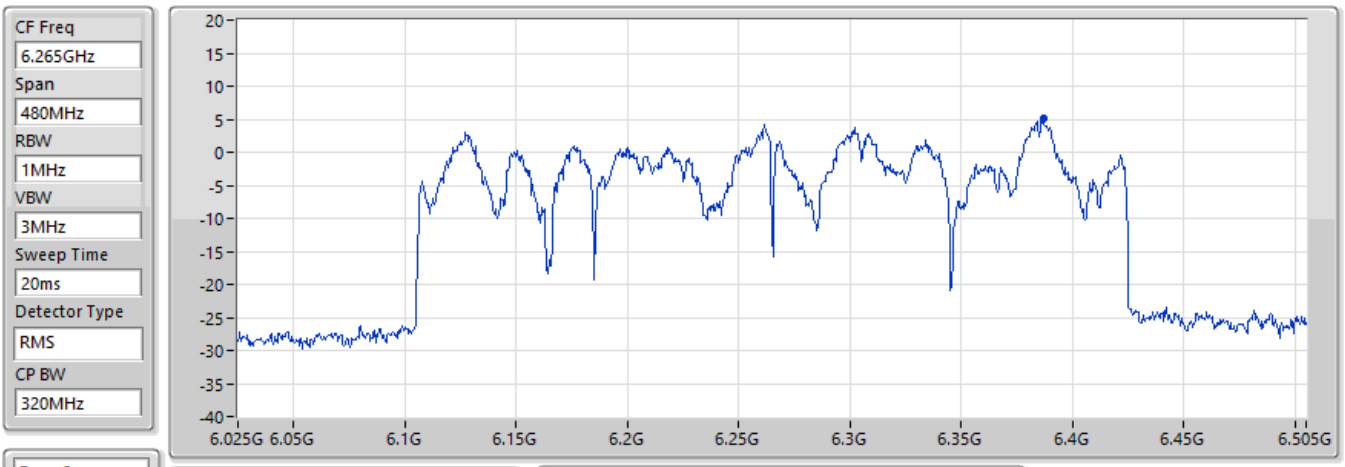

Page 8

EIRP PSD (dBm)
5.08

EIRP=Pr+Lp [Lp Free Space Path Loss]
Pr=Pmeas-Gr+Lc-Gamp

Pmeas	Gr (dBi)	Lc (dB)	Gamp (dB)	Lp (dB)
-5.67	11.13	6.63	42.90	58.15

EIRP PSD;Band:6.7G;be20,BF;BWch:20MHz;Nss:1,(M0);Nant:4;Ch:6535MHz;TX

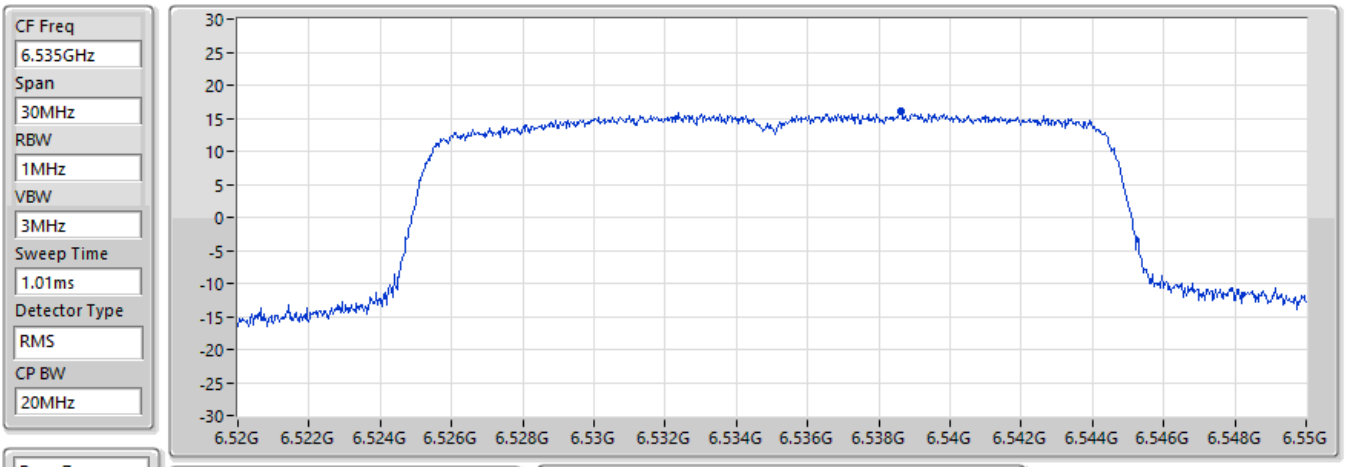

EIRP PSD (dBm)
15.94

EIRP=Pr+Lp [Lp Free Space Path Loss]
Pr=Pmeas-Gr+Lc-Gamp

Pmeas	Gr (dBi)	Lc (dB)	Gamp (dB)	Lp (dB)
4.68	11.05	6.78	42.82	58.35

EIRP PSD;Band:6.7G;be20,BF;BWch:20MHz;Nss:1,(M0);Nant:4;Ch:6695MHz;TX

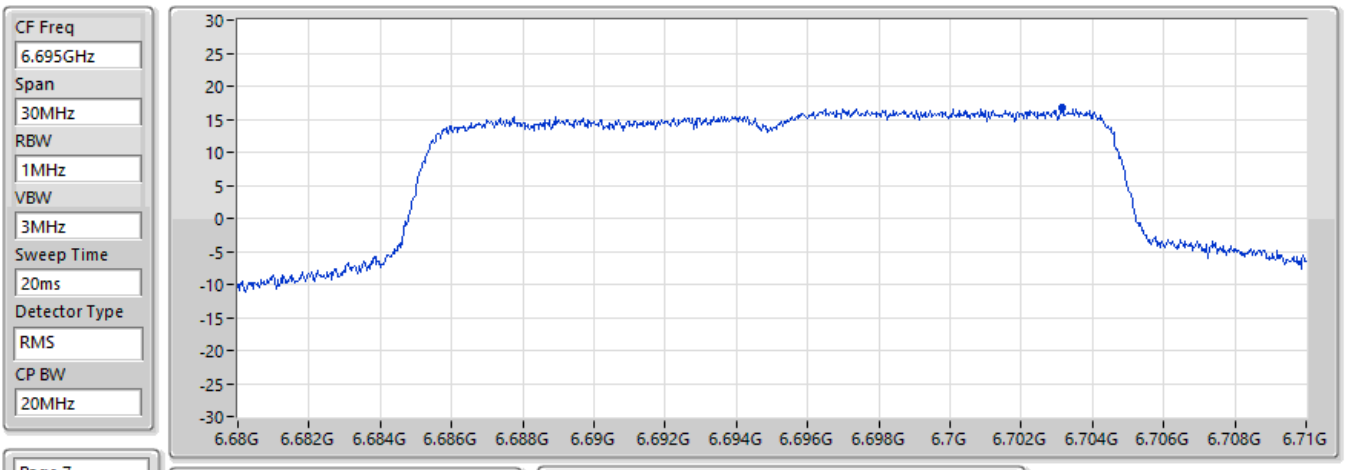

EIRP PSD (dBm)
16.73

EIRP=Pr+Lp [Lp Free Space Path Loss]
Pr=Pmeas-Gr+Lc-Gamp

Pmeas	Gr (dBi)	Lc (dB)	Gamp (dB)	Lp (dB)
4.74	10.79	6.85	42.64	58.57

EIRP PSD;Band:6.7G;be20,BF;BWch:20MHz;Nss:1,(M0);Nant:4;Ch:6855MHz;TX

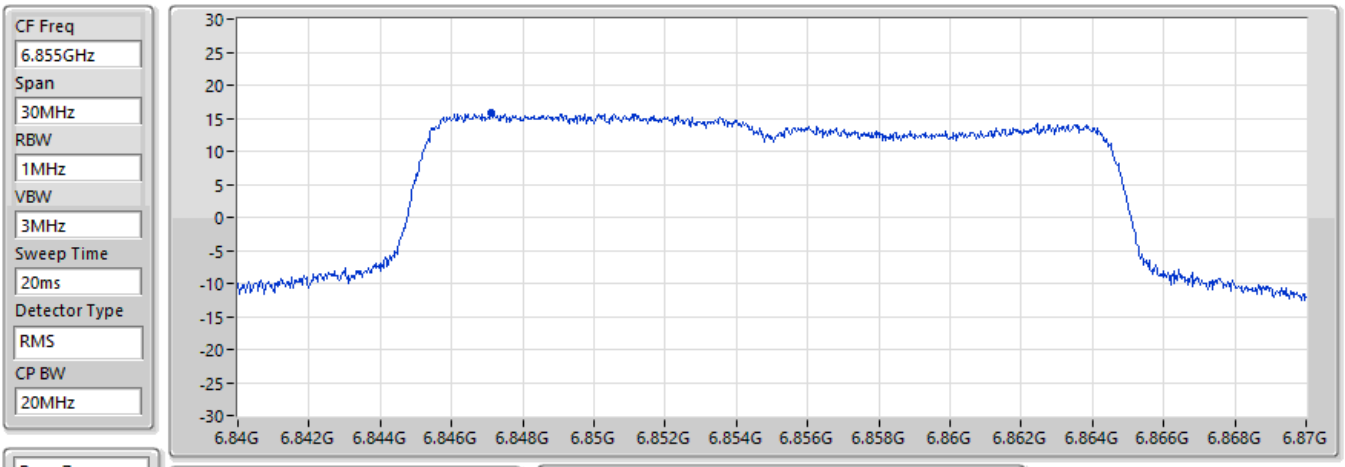

Page 7

EIRP PSD (dBm)
15.7

EIRP=Pr+Lp [Lp Free Space Path Loss]
Pr=Pmeas-Gr+Lc-Gamp

Pmeas	Gr (dBi)	Lc (dB)	Gamp (dB)	Lp (dB)
3.24	10.70	6.89	42.48	58.75

EIRP PSD;Band:6.7G;be40,BF;BWch:40MHz;Nss:1,(M0);Nant:4;Ch:6565MHz;TX

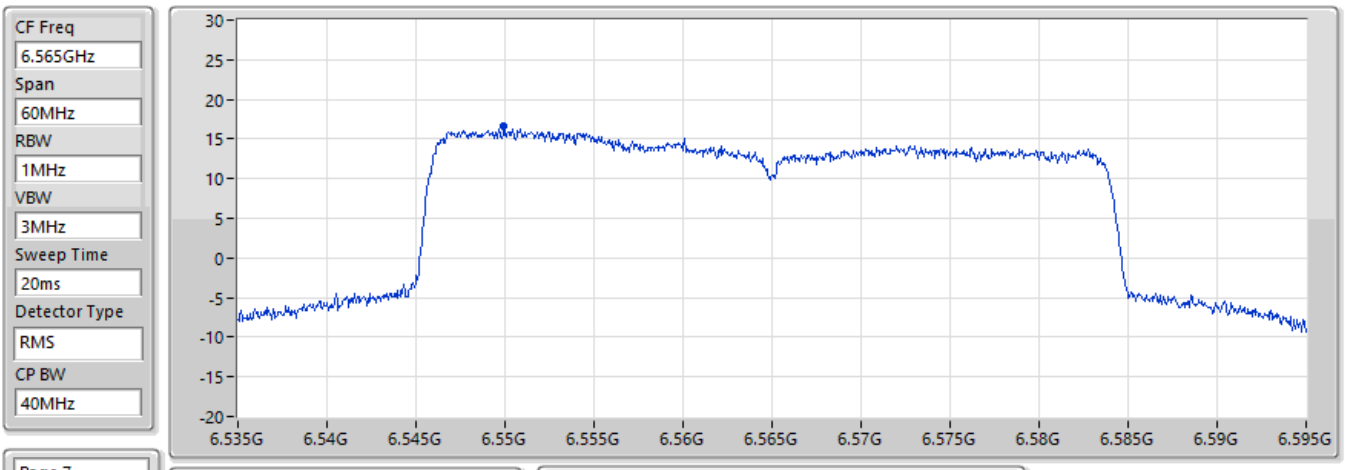

Page 7

EIRP PSD (dBm)
16.58

EIRP=Pr+Lp [Lp Free Space Path Loss]
Pr=Pmeas-Gr+Lc-Gamp

Pmeas	Gr (dBi)	Lc (dB)	Gamp (dB)	Lp (dB)
5.23	11.00	6.79	42.81	58.37

EIRP PSD;Band:6.7G;be40,BF;BWch:40MHz;Nss:1,(M0);Nant:4;Ch:6685MHz;TX

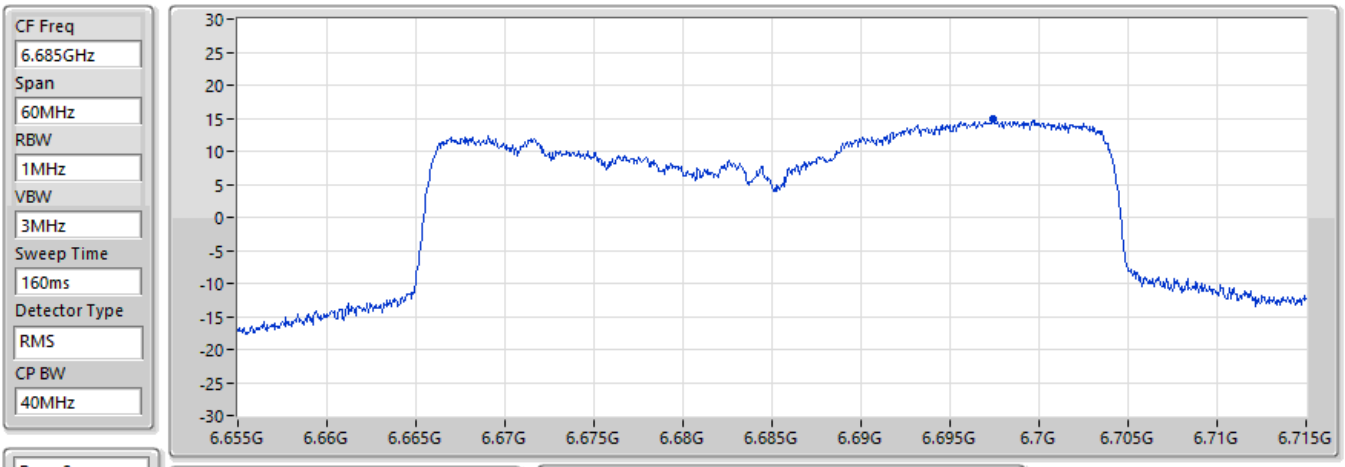

EIRP PSD (dBm)
14.91

EIRP=Pr+Lp [Lp Free Space Path Loss]
Pr=Pmeas-Gr+Lc-Gamp

Pmeas	Gr (dBi)	Lc (dB)	Gamp (dB)	Lp (dB)
2.95	10.81	6.85	42.64	58.56

EIRP PSD;Band:6.7G;be40,BF;BWch:40MHz;Nss:1,(M0);Nant:4;Ch:6845MHz;TX

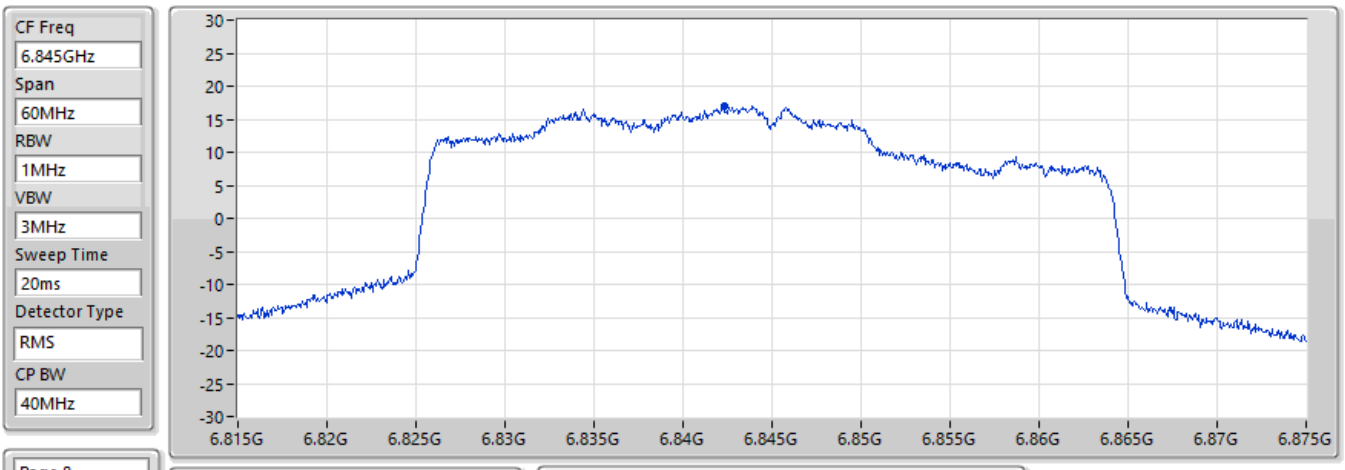

EIRP PSD (dBm)
16.94

EIRP=Pr+Lp [Lp Free Space Path Loss]
Pr=Pmeas-Gr+Lc-Gamp

Pmeas	Gr (dBi)	Lc (dB)	Gamp (dB)	Lp (dB)
4.48	10.70	6.89	42.48	58.75

EIRP PSD;Band:6.7G;be80,BF;BWch:80MHz;Nss:1,(M0);Nant:4;Ch:6625MHz;TX

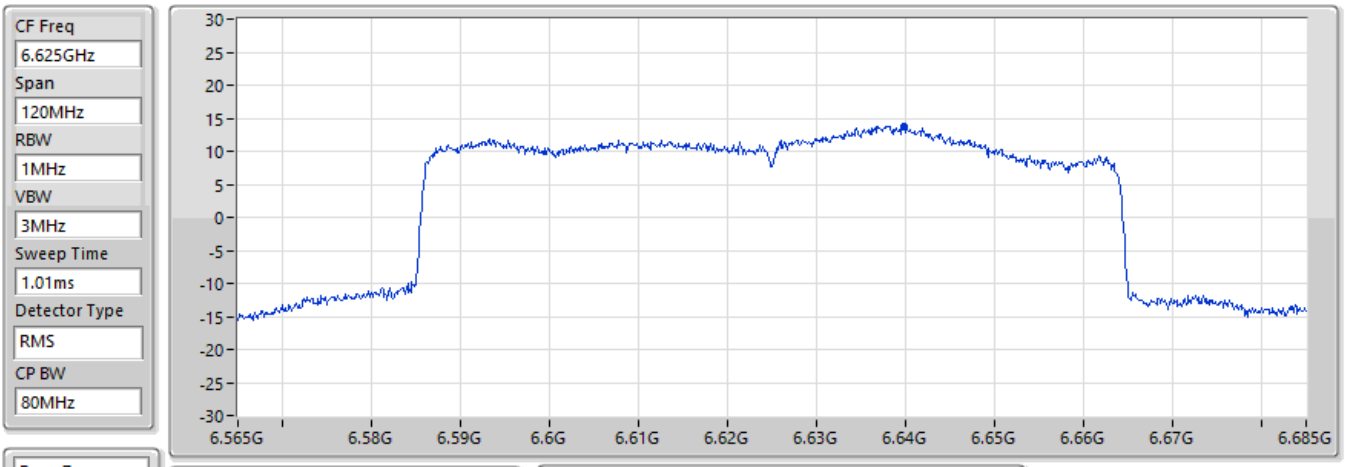

Page 7

EIRP PSD (dBm)
13.84

EIRP=Pr+Lp [Lp Free Space Path Loss]
Pr=Pmeas-Gr+Lc-Gamp

Pmeas	Gr (dBi)	Lc (dB)	Gamp (dB)	Lp (dB)
2.10	10.88	6.84	42.71	58.49

EIRP PSD;Band:6.7G;be80,BF;BWch:80MHz;Nss:1,(M0);Nant:4;Ch:6705MHz;TX

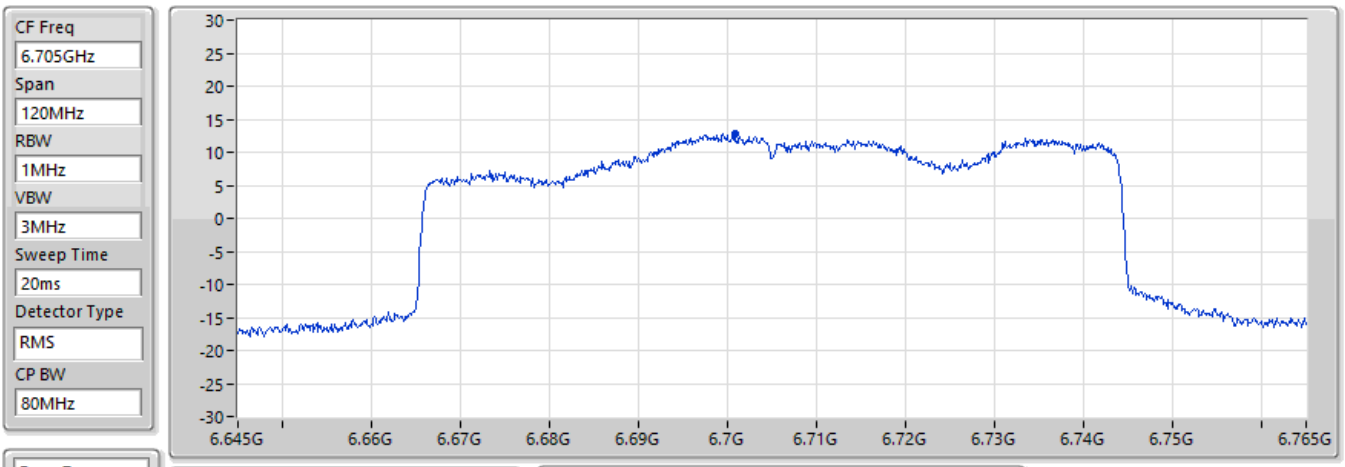

Page 7

EIRP PSD (dBm)
12.85

EIRP=Pr+Lp [Lp Free Space Path Loss]
Pr=Pmeas-Gr+Lc-Gamp

Pmeas	Gr (dBi)	Lc (dB)	Gamp (dB)	Lp (dB)
0.88	10.80	6.85	42.64	58.56

EIRP PSD;Band:6.7G;be80,BF;BWch:80MHz;Nss:1,(M0);Nant:4;Ch:6785MHz;TX

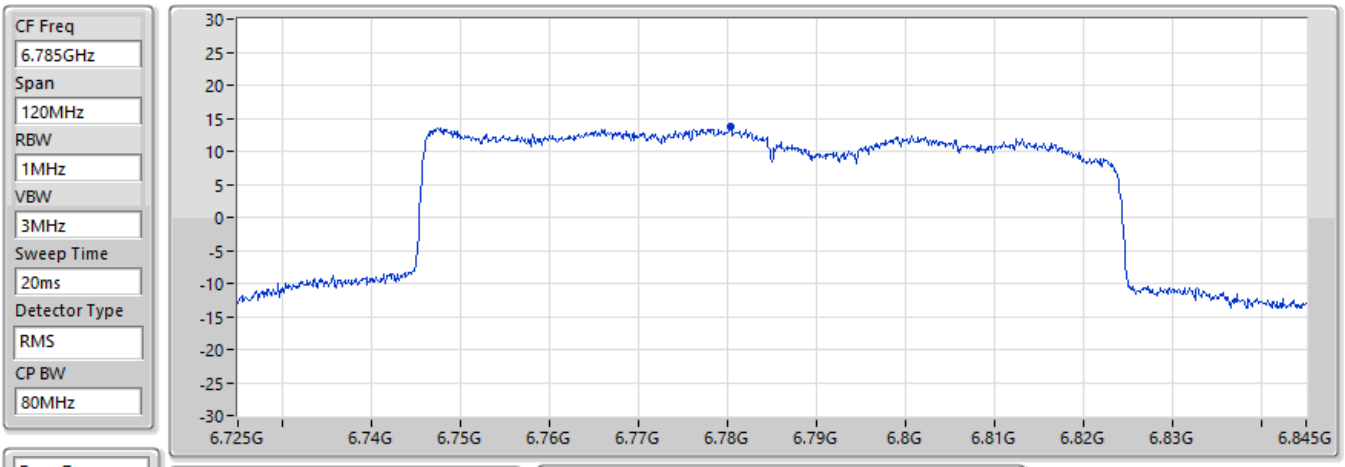

EIRP PSD (dBm)
13.66

EIRP=Pr+Lp [Lp Free Space Path Loss]
Pr=Pmeas-Gr+Lc-Gamp

Pmeas	Gr (dBi)	Lc (dB)	Gamp (dB)	Lp (dB)
1.38	10.70	6.86	42.55	58.67

EIRP PSD;Band:6.7G;be160,BF;BWch:160MHz;Nss:1,(M0);Nant:4;Ch:6665MHz;TX

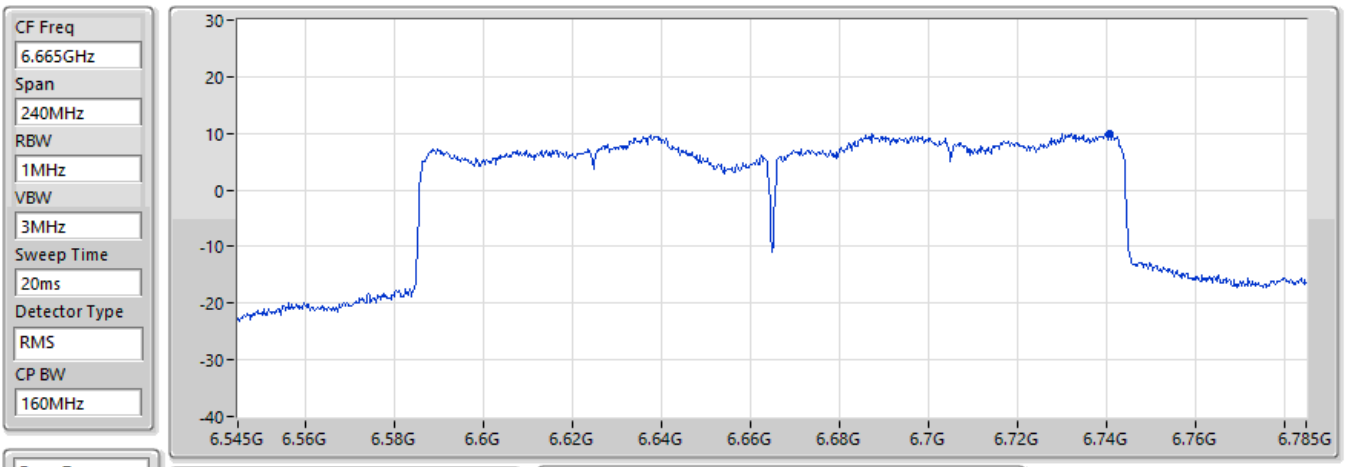

EIRP PSD (dBm)
10.03

EIRP=Pr+Lp [Lp Free Space Path Loss]
Pr=Pmeas-Gr+Lc-Gamp

Pmeas	Gr (dBi)	Lc (dB)	Gamp (dB)	Lp (dB)
-2.12	10.72	6.85	42.60	58.62

Summary

Mode	Result	Type	Freq (Hz)	Level (dBuV/m)	Limit (dBuV/m)	Margin (dB)	Dist (m)	Condition	Azimuth (°)	Height (m)	Comments
5.925-6.425GHz	-	-	-	-	-	-	-	-	-	-	-
802.11be EHT20-BF_Nss1,(MCS0)_4TX	Pass	RMS	5.925G	66.91	68.20	-1.29	3	Vertical	290	1.10	-
802.11be EHT40-BF_Nss1,(MCS0)_4TX	Pass	RMS	5.925G	66.95	68.20	-1.25	3	Vertical	21	1.06	-
802.11be EHT80-BF_Nss1,(MCS0)_4TX	Pass	RMS	5.925G	66.75	68.20	-1.45	3	Vertical	196	1.27	-
802.11be EHT160-BF_Nss1,(MCS0)_4TX	Pass	RMS	5.925G	67.11	68.20	-1.09	3	Vertical	121	3.00	-
802.11be EHT320-BF_Nss1,(MCS0)_4TX	Pass	RMS	5.9196G	67.03	68.20	-1.17	3	Vertical	194	1.08	-
6.525-6.875GHz	-	-	-	-	-	-	-	-	-	-	-
802.11be EHT20-BF_Nss1,(MCS0)_4TX	Pass	AV	13.38965G	49.74	54.00	-4.26	3	Horizontal	292	1.80	-
802.11be EHT40-BF_Nss1,(MCS0)_4TX	Pass	AV	13.3562G	45.37	54.00	-8.63	3	Vertical	190	2.23	-
802.11be EHT80-BF_Nss1,(MCS0)_4TX	Pass	AV	13.37004G	48.24	54.00	-5.76	3	Vertical	13	1.80	-
802.11be EHT160-BF_Nss1,(MCS0)_4TX	Pass	AV	13.2808G	49.40	54.00	-4.60	3	Horizontal	313	1.57	-

Result

Mode	Result	Type	Freq (Hz)	Level (dBuV/m)	Limit (dBuV/m)	Margin (dB)	Dist (m)	Condition	Azimuth (°)	Height (m)	Comments
802.11be EHT20-BF_Nss1,(MCS0)_4TX	-	-	-	-	-	-	-	-	-	-	-
5955MHz	Pass	PK	5.9246G	83.27	88.20	-4.93	3	Vertical	290	1.10	-
5955MHz	Pass	RMS	5.925G	66.91	68.20	-1.29	3	Vertical	290	1.10	-
5955MHz	Pass	PK	5.9618G	122.94	Inf	-Inf	3	Vertical	290	1.10	-
5955MHz	Pass	RMS	5.9532G	112.19	Inf	-Inf	3	Vertical	290	1.10	-
5955MHz	Pass	PK	5.9226G	79.26	88.20	-8.94	3	Horizontal	198	1.67	-
5955MHz	Pass	RMS	5.9248G	63.37	68.20	-4.83	3	Horizontal	198	1.67	-
5955MHz	Pass	PK	5.9642G	119.78	Inf	-Inf	3	Horizontal	198	1.67	-
5955MHz	Pass	RMS	5.964G	110.34	Inf	-Inf	3	Horizontal	198	1.67	-
5955MHz	Pass	PK	11.92405G	60.44	74.00	-13.56	3	Vertical	184	2.03	-
5955MHz	Pass	AV	11.9237G	47.99	54.00	-6.01	3	Vertical	184	2.03	-
5955MHz	Pass	PK	17.8695G	59.09	74.00	-14.91	3	Vertical	142	2.30	-
5955MHz	Pass	AV	17.86725G	47.60	54.00	-6.40	3	Vertical	142	2.30	-
5955MHz	Pass	PK	11.9062G	59.60	74.00	-14.40	3	Horizontal	358	3.00	-
5955MHz	Pass	AV	11.9093G	49.45	54.00	-4.55	3	Horizontal	358	3.00	-
5955MHz	Pass	PK	17.86985G	59.88	74.00	-14.12	3	Horizontal	7	1.80	-
5955MHz	Pass	AV	17.87175G	47.72	54.00	-6.28	3	Horizontal	7	1.80	-
5955MHz	Pass	PK	23.8099G	56.39	83.54	-27.15	1	Vertical	13	1.42	-
5955MHz	Pass	AV	23.8297G	47.68	63.54	-15.86	1	Vertical	13	1.42	-
5955MHz	Pass	PK	23.8329G	55.32	83.54	-28.22	1	Horizontal	139	1.96	-
5955MHz	Pass	AV	23.8181G	46.22	63.54	-17.32	1	Horizontal	139	1.96	-
6195MHz	Pass	PK	12.38985G	63.52	74.00	-10.48	3	Vertical	176	1.05	-
6195MHz	Pass	AV	12.3883G	51.33	54.00	-2.67	3	Vertical	176	1.05	-
6195MHz	Pass	PK	12.3887G	58.34	74.00	-15.66	3	Horizontal	88	1.80	-
6195MHz	Pass	AV	12.39055G	45.86	54.00	-8.14	3	Horizontal	88	1.80	-
6195MHz	Pass	PK	18.5769G	54.29	83.54	-29.25	1	Vertical	101	1.42	-
6195MHz	Pass	AV	18.5799G	44.03	63.54	-19.51	1	Vertical	101	1.42	-
6195MHz	Pass	PK	18.6124G	54.88	83.54	-28.66	1	Horizontal	309	1.57	-
6195MHz	Pass	AV	18.5686G	45.62	63.54	-17.92	1	Horizontal	309	1.57	-
6415MHz	Pass	PK	12.82805G	59.95	88.20	-28.25	3	Vertical	190	2.04	-
6415MHz	Pass	RMS	12.8259G	47.24	68.20	-20.96	3	Vertical	190	2.04	-
6415MHz	Pass	PK	12.82785G	59.03	88.20	-29.17	3	Horizontal	276	1.86	-
6415MHz	Pass	RMS	12.82975G	48.07	68.20	-20.13	3	Horizontal	276	1.86	-
6415MHz	Pass	PK	19.227G	52.87	83.54	-30.67	1	Vertical	278	1.72	-
6415MHz	Pass	AV	19.1961G	45.11	63.54	-18.43	1	Vertical	278	1.72	-
6415MHz	Pass	PK	19.2186G	52.01	83.54	-31.53	1	Horizontal	326	1.90	-
6415MHz	Pass	AV	19.2106G	44.57	63.54	-18.97	1	Horizontal	326	1.90	-
6535MHz	Pass	PK	13.079G	58.94	88.20	-29.26	3	Vertical	192	2.11	-
6535MHz	Pass	RMS	13.07135G	47.07	68.20	-21.13	3	Vertical	192	2.11	-
6535MHz	Pass	PK	13.0605G	59.34	88.20	-28.86	3	Horizontal	284	1.80	-
6535MHz	Pass	RMS	13.0661G	46.73	68.20	-21.47	3	Horizontal	284	1.80	-
6535MHz	Pass	PK	19.5612G	54.82	83.54	-28.72	1	Vertical	187	1.77	-
6535MHz	Pass	AV	19.556G	45.31	63.54	-18.23	1	Vertical	187	1.77	-
6535MHz	Pass	PK	19.6051G	54.21	83.54	-29.33	1	Horizontal	35	1.42	-
6535MHz	Pass	AV	19.5697G	46.33	63.54	-17.21	1	Horizontal	35	1.42	-
6695MHz	Pass	PK	13.3924G	59.20	74.00	-14.80	3	Vertical	169	1.84	-
6695MHz	Pass	AV	13.3895G	46.97	54.00	-7.03	3	Vertical	169	1.84	-
6695MHz	Pass	PK	13.3953G	61.73	74.00	-12.27	3	Horizontal	292	1.80	-
6695MHz	Pass	AV	13.38965G	49.74	54.00	-4.26	3	Horizontal	292	1.80	-
6695MHz	Pass	PK	20.0615G	55.11	83.54	-28.43	1	Vertical	186	1.70	-
6695MHz	Pass	AV	20.0557G	47.35	63.54	-16.19	1	Vertical	186	1.70	-
6695MHz	Pass	PK	20.1291G	55.81	83.54	-27.73	1	Horizontal	235	1.68	-
6695MHz	Pass	AV	20.0986G	45.60	63.54	-17.94	1	Horizontal	235	1.68	-
6855MHz	Pass	PK	13.7091G	56.48	88.20	-31.72	3	Vertical	166	1.05	-
6855MHz	Pass	RMS	13.7008G	44.91	68.20	-23.29	3	Vertical	166	1.05	-
6855MHz	Pass	PK	13.70905G	58.43	88.20	-29.77	3	Horizontal	-0	2.83	-
6855MHz	Pass	RMS	13.70305G	46.45	68.20	-21.75	3	Horizontal	-0	2.83	-
6855MHz	Pass	PK	20.5631G	56.21	83.54	-27.33	1	Vertical	146	1.78	-
6855MHz	Pass	AV	20.5838G	47.09	63.54	-16.45	1	Vertical	146	1.78	-
6855MHz	Pass	PK	20.5835G	54.22	83.54	-29.32	1	Horizontal	69	1.70	-
6855MHz	Pass	AV	20.6064G	46.85	63.54	-16.69	1	Horizontal	69	1.70	-

Mode	Result	Type	Freq (Hz)	Level (dBuV/m)	Limit (dBuV/m)	Margin (dB)	Dist (m)	Condition	Azimuth (°)	Height (m)	Comments
802.11be EHT40-BF_Nss1,(MCS0)_4TX	-	-	-	-	-	-	-	-	-	-	-
5965MHz	Pass	PK	5.9214G	83.86	88.20	-4.34	3	Vertical	21	1.06	-
5965MHz	Pass	RMS	5.925G	66.95	68.20	-1.25	3	Vertical	21	1.06	-
5965MHz	Pass	PK	5.9658G	117.67	Inf	-Inf	3	Vertical	21	1.06	-
5965MHz	Pass	RMS	5.9696G	106.78	Inf	-Inf	3	Vertical	21	1.06	-
5965MHz	Pass	PK	5.9226G	83.99	88.20	-4.21	3	Horizontal	180	1.38	-
5965MHz	Pass	RMS	5.925G	64.67	68.20	-3.53	3	Horizontal	180	1.38	-
5965MHz	Pass	PK	5.947G	115.17	Inf	-Inf	3	Horizontal	180	1.38	-
5965MHz	Pass	RMS	5.9474G	104.58	Inf	-Inf	3	Horizontal	180	1.38	-
5965MHz	Pass	PK	11.91715G	53.71	74.00	-20.29	3	Vertical	93	1.07	-
5965MHz	Pass	AV	11.9125G	42.31	54.00	-11.69	3	Vertical	93	1.07	-
5965MHz	Pass	PK	17.8709G	59.17	74.00	-14.83	3	Vertical	16	1.80	-
5965MHz	Pass	AV	17.8705G	47.13	54.00	-6.87	3	Vertical	16	1.80	-
5965MHz	Pass	PK	11.91495G	53.86	74.00	-20.14	3	Horizontal	31	1.80	-
5965MHz	Pass	AV	11.9103G	42.45	54.00	-11.55	3	Horizontal	31	1.80	-
5965MHz	Pass	PK	17.8755G	59.70	74.00	-14.30	3	Horizontal	278	1.30	-
5965MHz	Pass	AV	17.871G	47.13	54.00	-6.87	3	Horizontal	278	1.30	-
5965MHz	Pass	PK	23.8417G	50.17	83.54	-33.37	1	Vertical	248	1.43	-
5965MHz	Pass	AV	23.8333G	38.47	63.54	-25.07	1	Vertical	248	1.43	-
5965MHz	Pass	PK	23.8372G	49.22	83.54	-34.32	1	Horizontal	174	1.58	-
5965MHz	Pass	AV	23.8242G	37.55	63.54	-25.99	1	Horizontal	174	1.58	-
6205MHz	Pass	PK	12.4101G	57.85	74.00	-16.15	3	Vertical	185	2.98	-
6205MHz	Pass	AV	12.38575G	46.32	54.00	-7.68	3	Vertical	185	2.98	-
6205MHz	Pass	PK	12.4085G	57.59	74.00	-16.41	3	Horizontal	80	2.15	-
6205MHz	Pass	AV	12.39095G	43.92	54.00	-10.08	3	Horizontal	80	2.15	-
6205MHz	Pass	PK	18.6148G	49.81	83.54	-33.73	1	Vertical	296	1.51	-
6205MHz	Pass	AV	18.5787G	38.78	63.54	-24.76	1	Vertical	296	1.51	-
6205MHz	Pass	PK	18.6423G	48.21	83.54	-35.33	1	Horizontal	284	1.88	-
6205MHz	Pass	AV	18.5719G	37.89	63.54	-25.65	1	Horizontal	284	1.88	-
6405MHz	Pass	PK	12.8063G	57.72	88.20	-30.48	3	Vertical	176	1.05	-
6405MHz	Pass	RMS	12.7901G	45.63	68.20	-22.57	3	Vertical	176	1.05	-
6405MHz	Pass	PK	12.78515G	56.71	88.20	-31.49	3	Horizontal	171	1.80	-
6405MHz	Pass	RMS	12.78515G	45.54	68.20	-22.66	3	Horizontal	171	1.80	-
6405MHz	Pass	PK	19.1929G	48.27	83.54	-35.27	1	Vertical	96	1.58	-
6405MHz	Pass	AV	19.1657G	39.50	63.54	-24.04	1	Vertical	96	1.58	-
6405MHz	Pass	PK	19.1861G	47.39	83.54	-36.15	1	Horizontal	4	1.76	-
6405MHz	Pass	AV	19.199G	38.45	63.54	-25.09	1	Horizontal	4	1.76	-
6565MHz	Pass	PK	13.1389G	57.99	88.20	-30.21	3	Vertical	183	1.80	-
6565MHz	Pass	RMS	13.1304G	45.49	68.20	-22.71	3	Vertical	183	1.80	-
6565MHz	Pass	PK	13.1152G	58.26	88.20	-29.94	3	Horizontal	281	1.80	-
6565MHz	Pass	RMS	13.11615G	46.49	68.20	-21.71	3	Horizontal	281	1.80	-
6565MHz	Pass	PK	19.6508G	46.14	83.54	-37.40	1	Vertical	131	1.83	-
6565MHz	Pass	AV	19.6478G	38.95	63.54	-24.59	1	Vertical	131	1.83	-
6565MHz	Pass	PK	19.6508G	45.98	83.54	-37.56	1	Horizontal	144	1.50	-
6565MHz	Pass	AV	19.6495G	39.84	63.54	-23.70	1	Horizontal	144	1.50	-
6685MHz	Pass	PK	13.3694G	57.02	74.00	-16.98	3	Vertical	190	2.23	-
6685MHz	Pass	AV	13.3562G	45.37	54.00	-8.63	3	Vertical	190	2.23	-
6685MHz	Pass	PK	13.36175G	57.71	74.00	-16.29	3	Horizontal	194	1.80	-
6685MHz	Pass	AV	13.3503G	45.25	54.00	-8.75	3	Horizontal	194	1.80	-
6685MHz	Pass	PK	20.0839G	43.53	83.54	-40.01	1	Vertical	134	1.59	-
6685MHz	Pass	AV	20.0813G	30.94	63.54	-32.60	1	Vertical	134	1.59	-
6685MHz	Pass	PK	20.0994G	42.42	83.54	-41.12	1	Horizontal	34	1.44	-
6685MHz	Pass	AV	20.02G	30.86	63.54	-32.68	1	Horizontal	34	1.44	-
6845MHz	Pass	PK	13.7134G	56.45	88.20	-31.75	3	Vertical	215	1.05	-
6845MHz	Pass	RMS	13.67175G	44.64	68.20	-23.56	3	Vertical	215	1.05	-
6845MHz	Pass	PK	13.66775G	57.20	88.20	-31.00	3	Horizontal	162	1.89	-
6845MHz	Pass	RMS	13.6685G	45.17	68.20	-23.03	3	Horizontal	162	1.89	-
6845MHz	Pass	PK	20.5782G	42.02	83.54	-41.52	1	Vertical	232	1.52	-
6845MHz	Pass	AV	20.5731G	30.05	63.54	-33.49	1	Vertical	232	1.52	-
6845MHz	Pass	PK	20.5567G	42.37	83.54	-41.17	1	Horizontal	10	1.80	-
6845MHz	Pass	AV	20.5795G	30.09	63.54	-33.45	1	Horizontal	10	1.80	-
802.11be EHT80-BF_Nss1,(MCS0)_4TX	-	-	-	-	-	-	-	-	-	-	-

Mode	Result	Type	Freq (Hz)	Level (dBuV/m)	Limit (dBuV/m)	Margin (dB)	Dist (m)	Condition	Azimuth (°)	Height (m)	Comments
5985MHz	Pass	PK	5.9214G	81.65	88.20	-6.55	3	Vertical	196	1.27	-
5985MHz	Pass	RMS	5.925G	66.75	68.20	-1.45	3	Vertical	196	1.27	-
5985MHz	Pass	PK	6.0206G	114.53	Inf	-Inf	3	Vertical	196	1.27	-
5985MHz	Pass	RMS	6.0226G	104.39	Inf	-Inf	3	Vertical	196	1.27	-
5985MHz	Pass	PK	5.9222G	76.16	88.20	-12.04	3	Horizontal	183	1.39	-
5985MHz	Pass	RMS	5.9242G	61.11	68.20	-7.09	3	Horizontal	183	1.39	-
5985MHz	Pass	PK	5.9666G	111.22	Inf	-Inf	3	Horizontal	183	1.39	-
5985MHz	Pass	RMS	5.967G	101.61	Inf	-Inf	3	Horizontal	183	1.39	-
5985MHz	Pass	PK	11.9496G	53.62	74.00	-20.38	3	Vertical	257	2.63	-
5985MHz	Pass	AV	11.98165G	41.52	54.00	-12.48	3	Vertical	257	2.63	-
5985MHz	Pass	PK	17.9703G	58.76	74.00	-15.24	3	Vertical	139	2.05	-
5985MHz	Pass	AV	17.97225G	47.26	54.00	-6.74	3	Vertical	139	2.05	-
5985MHz	Pass	PK	11.982G	54.00	74.00	-20.00	3	Horizontal	280	1.80	-
5985MHz	Pass	AV	11.98505G	42.10	54.00	-11.90	3	Horizontal	280	1.80	-
5985MHz	Pass	PK	17.97735G	58.93	74.00	-15.07	3	Horizontal	209	1.80	-
5985MHz	Pass	AV	17.97545G	47.47	54.00	-6.53	3	Horizontal	209	1.80	-
5985MHz	Pass	PK	23.9315G	50.62	83.54	-32.92	1	Vertical	289	1.86	-
5985MHz	Pass	AV	23.9248G	42.55	63.54	-20.99	1	Vertical	289	1.86	-
5985MHz	Pass	PK	23.9255G	50.76	83.54	-32.78	1	Horizontal	155	1.65	-
5985MHz	Pass	AV	23.9601G	41.34	63.54	-22.20	1	Horizontal	155	1.65	-
6225MHz	Pass	PK	12.4668G	57.55	74.00	-16.45	3	Vertical	175	2.94	-
6225MHz	Pass	AV	12.46865G	45.23	54.00	-8.77	3	Vertical	175	2.94	-
6225MHz	Pass	PK	12.46695G	54.38	74.00	-19.62	3	Horizontal	80	2.24	-
6225MHz	Pass	AV	12.42655G	42.56	54.00	-11.44	3	Horizontal	80	2.24	-
6225MHz	Pass	PK	18.6728G	45.19	83.54	-38.35	1	Vertical	198	1.81	-
6225MHz	Pass	AV	18.6724G	32.77	63.54	-30.77	1	Vertical	198	1.81	-
6225MHz	Pass	PK	18.6797G	44.38	83.54	-39.16	1	Horizontal	210	1.92	-
6225MHz	Pass	AV	18.6714G	32.78	63.54	-30.76	1	Horizontal	210	1.92	-
6385MHz	Pass	PK	12.78135G	55.42	88.20	-32.78	3	Vertical	193	3.00	-
6385MHz	Pass	RMS	12.78775G	43.81	68.20	-24.39	3	Vertical	193	3.00	-
6385MHz	Pass	PK	12.7837G	56.02	88.20	-32.18	3	Horizontal	178	1.80	-
6385MHz	Pass	RMS	12.79495G	43.23	68.20	-24.97	3	Horizontal	178	1.80	-
6385MHz	Pass	PK	19.1281G	44.67	83.54	-38.87	1	Vertical	195	1.92	-
6385MHz	Pass	AV	19.1997G	32.36	63.54	-31.18	1	Vertical	195	1.92	-
6385MHz	Pass	PK	19.1524G	44.33	83.54	-39.21	1	Horizontal	309	1.93	-
6385MHz	Pass	AV	19.201G	32.36	63.54	-31.18	1	Horizontal	309	1.93	-
6625MHz	Pass	PK	13.25095G	60.31	74.00	-13.69	3	Vertical	4	1.80	-
6625MHz	Pass	AV	13.25375G	47.71	54.00	-6.29	3	Vertical	4	1.80	-
6625MHz	Pass	PK	13.2625G	59.73	74.00	-14.27	3	Horizontal	259	1.00	-
6625MHz	Pass	AV	13.25675G	47.68	54.00	-6.32	3	Horizontal	259	1.00	-
6625MHz	Pass	PK	19.9083G	43.37	83.54	-40.17	1	Vertical	260	1.65	-
6625MHz	Pass	AV	19.8794G	31.87	63.54	-31.67	1	Vertical	260	1.65	-
6625MHz	Pass	PK	19.8975G	43.45	83.54	-40.09	1	Horizontal	285	1.67	-
6625MHz	Pass	AV	19.886G	31.88	63.54	-31.66	1	Horizontal	285	1.67	-
6705MHz	Pass	PK	13.38352G	61.25	74.00	-12.75	3	Vertical	13	1.80	-
6705MHz	Pass	AV	13.37004G	48.24	54.00	-5.76	3	Vertical	13	1.80	-
6705MHz	Pass	PK	13.37908G	60.58	74.00	-13.42	3	Horizontal	360	1.80	-
6705MHz	Pass	AV	13.36756G	48.24	54.00	-5.76	3	Horizontal	360	1.80	-
6705MHz	Pass	PK	20.0936G	42.47	83.54	-41.07	1	Vertical	63	1.70	-
6705MHz	Pass	AV	20.0814G	30.94	63.54	-32.60	1	Vertical	63	1.70	-
6705MHz	Pass	PK	20.0945G	42.84	83.54	-40.70	1	Horizontal	280	1.41	-
6705MHz	Pass	AV	20.0916G	30.92	63.54	-32.62	1	Horizontal	280	1.41	-
6785MHz	Pass	PK	13.5614G	60.57	88.20	-27.63	3	Vertical	159	1.63	-
6785MHz	Pass	RMS	13.5565G	48.48	68.20	-19.72	3	Vertical	159	1.63	-
6785MHz	Pass	PK	13.5509G	60.92	88.20	-27.28	3	Horizontal	355	1.56	-
6785MHz	Pass	RMS	13.6085G	48.48	68.20	-19.72	3	Horizontal	355	1.56	-
6785MHz	Pass	PK	20.3649G	43.06	83.54	-40.48	1	Vertical	51	1.49	-
6785MHz	Pass	AV	20.3496G	30.80	63.54	-32.74	1	Vertical	51	1.49	-
6785MHz	Pass	PK	20.3569G	42.54	83.54	-41.00	1	Horizontal	175	1.42	-
6785MHz	Pass	AV	20.3524G	30.78	63.54	-32.76	1	Horizontal	175	1.42	-
802.11be EHT160-BF_Nss1,(MCS0)_4TX	-	-	-	-	-	-	-	-	-	-	-
6025MHz	Pass	PK	5.9135G	78.20	88.20	-10.00	3	Vertical	121	3.00	-

Mode	Result	Type	Freq (Hz)	Level (dBuV/m)	Limit (dBuV/m)	Margin (dB)	Dist (m)	Condition	Azimuth (°)	Height (m)	Comments
6025MHz	Pass	RMS	5.925G	67.11	68.20	-1.09	3	Vertical	121	3.00	-
6025MHz	Pass	PK	6.047G	110.79	Inf	-Inf	3	Vertical	121	3.00	-
6025MHz	Pass	RMS	6.0795G	102.49	Inf	-Inf	3	Vertical	121	3.00	-
6025MHz	Pass	PK	5.925G	73.05	88.20	-15.15	3	Horizontal	314	2.94	-
6025MHz	Pass	RMS	5.9245G	61.75	68.20	-6.45	3	Horizontal	314	2.94	-
6025MHz	Pass	PK	6.048G	113.03	Inf	-Inf	3	Horizontal	314	2.94	-
6025MHz	Pass	RMS	6.045G	102.86	Inf	-Inf	3	Horizontal	314	2.94	-
6025MHz	Pass	PK	12.0408G	58.84	74.00	-15.16	3	Vertical	229	2.00	-
6025MHz	Pass	AV	12.0734G	47.08	54.00	-6.92	3	Vertical	229	2.00	-
6025MHz	Pass	PK	12.0311G	59.21	74.00	-14.79	3	Horizontal	88	1.71	-
6025MHz	Pass	AV	12.0755G	47.11	54.00	-6.89	3	Horizontal	88	1.71	-
6025MHz	Pass	PK	18.1005G	45.16	83.54	-38.38	1	Vertical	101	1.39	-
6025MHz	Pass	AV	18.084G	33.23	63.54	-30.31	1	Vertical	101	1.39	-
6025MHz	Pass	PK	18.0536G	45.35	83.54	-38.19	1	Horizontal	110	1.84	-
6025MHz	Pass	AV	18.078G	33.15	63.54	-30.39	1	Horizontal	110	1.84	-
6185MHz	Pass	PK	12.4087G	58.02	74.00	-15.98	3	Vertical	166	1.75	-
6185MHz	Pass	AV	12.3875G	46.86	54.00	-7.14	3	Vertical	166	1.75	-
6185MHz	Pass	PK	12.3949G	59.14	74.00	-14.86	3	Horizontal	175	1.54	-
6185MHz	Pass	AV	12.3871G	46.95	54.00	-7.05	3	Horizontal	175	1.54	-
6185MHz	Pass	PK	18.5932G	44.93	83.54	-38.61	1	Vertical	271	1.84	-
6185MHz	Pass	AV	18.5051G	32.90	63.54	-30.64	1	Vertical	271	1.84	-
6185MHz	Pass	PK	18.5875G	44.77	83.54	-38.77	1	Horizontal	224	1.44	-
6185MHz	Pass	AV	18.5676G	32.72	63.54	-30.82	1	Horizontal	224	1.44	-
6345MHz	Pass	PK	12.6532G	58.55	74.00	-15.45	3	Vertical	165	1.98	-
6345MHz	Pass	AV	12.6572G	46.95	54.00	-7.05	3	Vertical	165	1.98	-
6345MHz	Pass	PK	12.6658G	58.55	74.00	-15.45	3	Horizontal	177	1.61	-
6345MHz	Pass	AV	12.6657G	46.92	54.00	-7.08	3	Horizontal	177	1.61	-
6345MHz	Pass	PK	19.039G	44.63	83.54	-38.91	1	Vertical	198	1.58	-
6345MHz	Pass	AV	19.0475G	32.72	63.54	-30.82	1	Vertical	198	1.58	-
6345MHz	Pass	PK	19.0244G	44.03	83.54	-39.51	1	Horizontal	88	1.71	-
6345MHz	Pass	AV	19.055G	32.64	63.54	-30.90	1	Horizontal	88	1.71	-
6665MHz	Pass	PK	13.3376G	60.92	74.00	-13.08	3	Vertical	149	1.83	-
6665MHz	Pass	AV	13.2883G	48.32	54.00	-5.68	3	Vertical	149	1.83	-
6665MHz	Pass	PK	13.3052G	60.11	74.00	-13.89	3	Horizontal	313	1.57	-
6665MHz	Pass	AV	13.2808G	49.40	54.00	-4.60	3	Horizontal	313	1.57	-
6665MHz	Pass	PK	19.9519G	44.15	83.54	-39.39	1	Vertical	313	1.44	-
6665MHz	Pass	AV	19.946G	31.26	63.54	-32.28	1	Vertical	313	1.44	-
6665MHz	Pass	PK	19.9545G	43.58	83.54	-39.96	1	Horizontal	158	1.54	-
6665MHz	Pass	AV	19.9456G	31.38	63.54	-32.16	1	Horizontal	158	1.54	-
802.11be EHT320-BF_Nss1,(MCS0)_4TX	-	-	-	-	-	-	-	-	-	-	-
6105MHz	Pass	PK	5.9202G	78.37	88.20	-9.83	3	Vertical	194	1.08	-
6105MHz	Pass	RMS	5.9196G	67.03	68.20	-1.17	3	Vertical	194	1.08	-
6105MHz	Pass	PK	6.0726G	109.88	Inf	-Inf	3	Vertical	194	1.08	-
6105MHz	Pass	RMS	6.141G	100.30	Inf	-Inf	3	Vertical	194	1.08	-
6105MHz	Pass	PK	5.889G	68.85	88.20	-19.35	3	Horizontal	312	2.45	-
6105MHz	Pass	RMS	5.925G	58.68	68.20	-9.52	3	Horizontal	312	2.45	-
6105MHz	Pass	PK	6.048G	103.58	Inf	-Inf	3	Horizontal	312	2.45	-
6105MHz	Pass	RMS	6.048G	95.91	Inf	-Inf	3	Horizontal	312	2.45	-
6105MHz	Pass	PK	12.2397G	58.69	74.00	-15.31	3	Vertical	120	1.51	-
6105MHz	Pass	AV	12.1916G	47.26	54.00	-6.74	3	Vertical	120	1.51	-
6105MHz	Pass	PK	12.222G	57.82	74.00	-16.18	3	Horizontal	96	1.62	-
6105MHz	Pass	AV	12.1606G	47.21	54.00	-6.79	3	Horizontal	96	1.62	-
6105MHz	Pass	PK	18.3082G	44.78	83.54	-38.76	1	Vertical	357	1.40	-
6105MHz	Pass	AV	18.267G	32.82	63.54	-30.72	1	Vertical	357	1.40	-
6105MHz	Pass	PK	18.3151G	45.27	83.54	-38.27	1	Horizontal	30	1.84	-
6105MHz	Pass	AV	18.2668G	32.82	63.54	-30.72	1	Horizontal	30	1.84	-
6265MHz	Pass	PK	12.5235G	58.28	74.00	-15.72	3	Vertical	161	1.38	-
6265MHz	Pass	AV	12.5661G	47.39	54.00	-6.61	3	Vertical	161	1.38	-
6265MHz	Pass	PK	12.5046G	58.40	74.00	-15.60	3	Horizontal	350	1.83	-
6265MHz	Pass	AV	12.575G	47.40	54.00	-6.60	3	Horizontal	350	1.83	-
6265MHz	Pass	PK	18.8148G	45.46	83.54	-38.08	1	Vertical	206	1.57	-
6265MHz	Pass	AV	18.8416G	32.98	63.54	-30.56	1	Vertical	206	1.57	-

Mode	Result	Type	Freq (Hz)	Level (dBuV/m)	Limit (dBuV/m)	Margin (dB)	Dist (m)	Condition	Azimuth (°)	Height (m)	Comments
6265MHz	Pass	PK	18.7985G	45.20	83.54	-38.34	1	Horizontal	155	1.59	-
6265MHz	Pass	AV	18.845G	32.91	63.54	-30.63	1	Horizontal	155	1.59	-

5.925-6.425GHz_802.11be EHT20-BF_Nss1,(MCS0)_4TX

5955MHz_TX

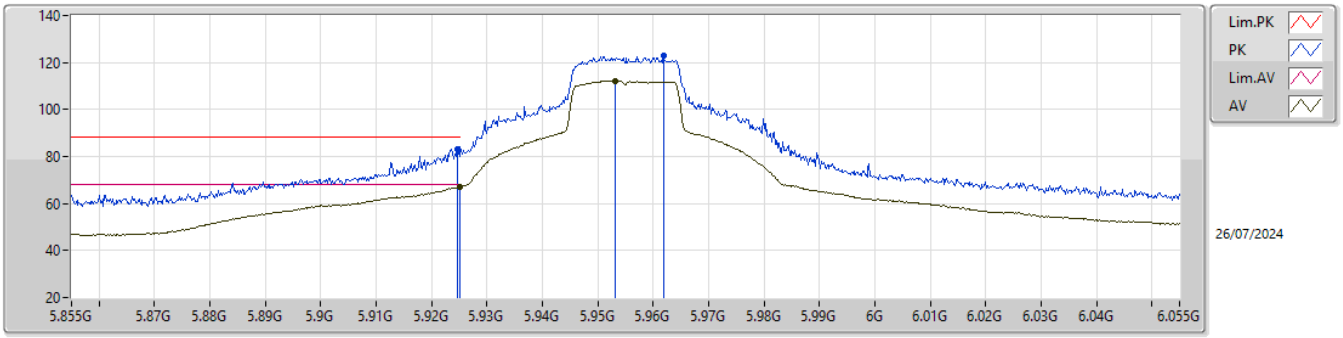

EUT Y_4TX
Setting 91
04-H-R-7-10

Type	Freq	Level	Limit	Margin	Raw	Dist	Condition	Azimuth	Height	Comment	AF	CL	PA
	(Hz)	(dBuV/m)	(dBuV/m)	(dB)	(dBuV)	(m)		(°)	(m)		(dB)	(dB)	(dB)
PK	5.9246G	83.27	88.20	-4.93	85.18	3	Vertical	290	1.10	-	34.85	6.31	43.07
RMS	5.925G	66.91	68.20	-1.29	68.82	3	Vertical	290	1.10	-	34.85	6.31	43.07
PK	5.9618G	122.94	Inf	-Inf	124.64	3	Vertical	290	1.10	-	35.00	6.35	43.05
RMS	5.9532G	112.19	Inf	-Inf	113.91	3	Vertical	290	1.10	-	35.00	6.34	43.06

5.925-6.425GHz_802.11be EHT20-BF_Nss1,(MCS0)_4TX

5955MHz_TX

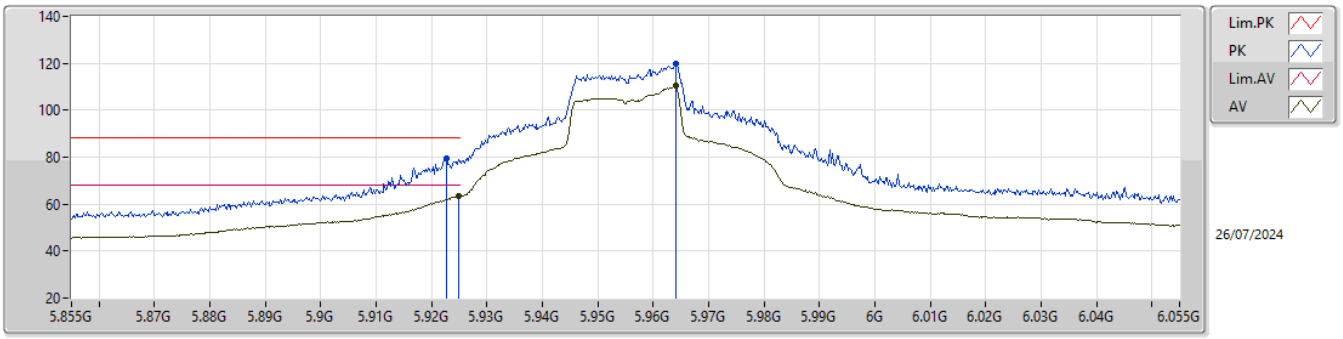

EUT Y_4TX
Setting 91
04-H-R-7-10

Type	Freq	Level	Limit	Margin	Raw	Dist	Condition	Azimuth	Height	Comment	AF	CL	PA
	(Hz)	(dBuV/m)	(dBuV/m)	(dB)	(dBuV)	(m)		(°)	(m)		(dB)	(dB)	(dB)
PK	5.9226G	79.26	88.20	-8.94	81.18	3	Horizontal	198	1.67	-	34.84	6.31	43.07
RMS	5.9248G	63.37	68.20	-4.83	65.28	3	Horizontal	198	1.67	-	34.85	6.31	43.07
PK	5.9642G	119.78	Inf	-Inf	121.48	3	Horizontal	198	1.67	-	35.00	6.35	43.05
RMS	5.964G	110.34	Inf	-Inf	112.04	3	Horizontal	198	1.67	-	35.00	6.35	43.05

5.925-6.425GHz_802.11be EHT20-BF_Nss1,(MCS0)_4TX

5955MHz_TX

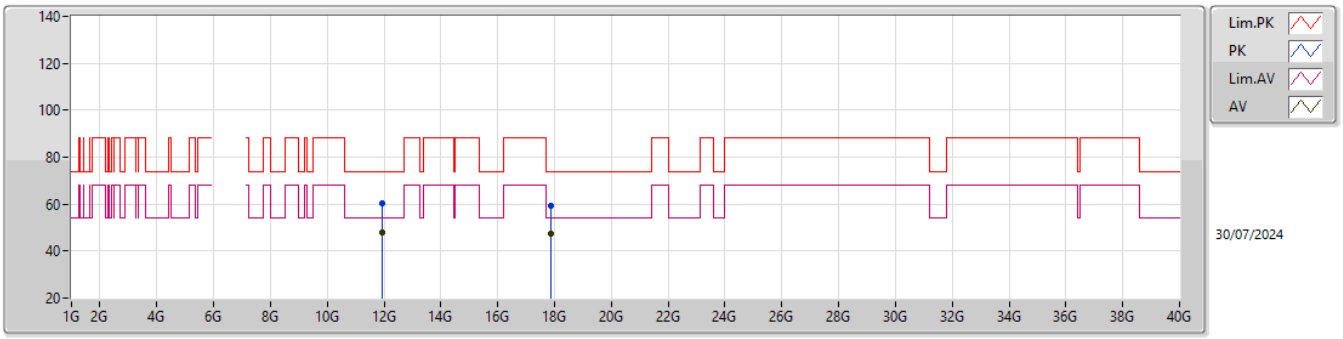

EUT Y_4TX
Setting 91
04-H-E-2

Type	Freq	Level	Limit	Margin	Raw	Dist	Condition	Azimuth	Height	Comment	AF	CL	PA
	(Hz)	(dBuV/m)	(dBuV/m)	(dB)	(dBuV)	(m)		(°)	(m)		(dB)	(dB)	(dB)
PK	11.92405G	60.44	74.00	-13.56	55.09	3	Vertical	184	2.03	-	38.60	9.69	42.94
AV	11.9237G	47.99	54.00	-6.01	42.64	3	Vertical	184	2.03	-	38.60	9.69	42.94
PK	17.8695G	59.09	74.00	-14.91	46.33	3	Vertical	142	2.30	-	41.44	12.95	41.63
AV	17.86725G	47.60	54.00	-6.40	34.85	3	Vertical	142	2.30	-	41.43	12.95	41.63

5.925-6.425GHz_802.11be EHT20-BF_Nss1,(MCS0)_4TX

5955MHz_TX

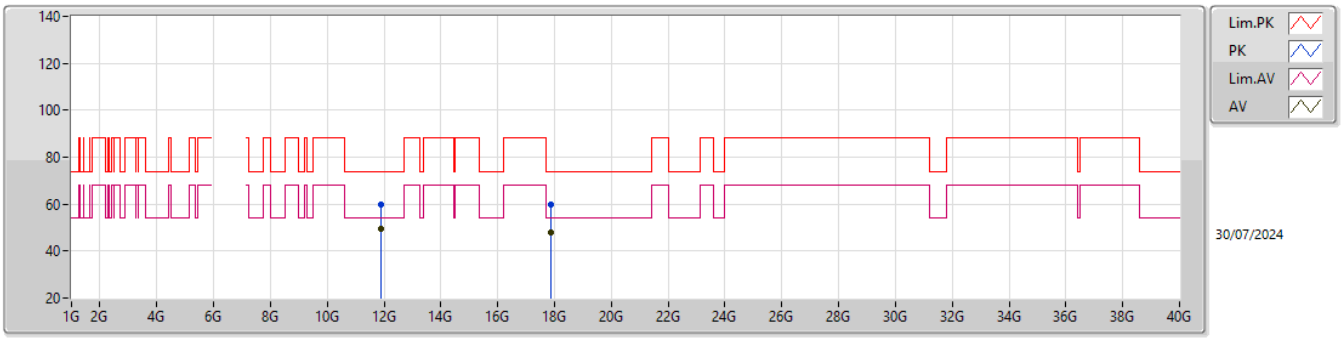

EUT Y_4TX
Setting 91
04-H-E-2

Type	Freq	Level	Limit	Margin	Raw	Dist	Condition	Azimuth	Height	Comment	AF	CL	PA
	(Hz)	(dBuV/m)	(dBuV/m)	(dB)	(dBuV)	(m)		(°)	(m)		(dB)	(dB)	(dB)
PK	11.9062G	59.60	74.00	-14.40	54.27	3	Horizontal	358	3.00	-	38.60	9.68	42.95
AV	11.9093G	49.45	54.00	-4.55	44.12	3	Horizontal	358	3.00	-	38.60	9.68	42.95
PK	17.86985G	59.88	74.00	-14.12	47.11	3	Horizontal	7	1.80	-	41.44	12.96	41.63
AV	17.87175G	47.72	54.00	-6.28	34.95	3	Horizontal	7	1.80	-	41.44	12.96	41.63

5.925-6.425GHz_802.11be EHT20-BF_Nss1,(MCS0)_4TX

5955MHz_TX

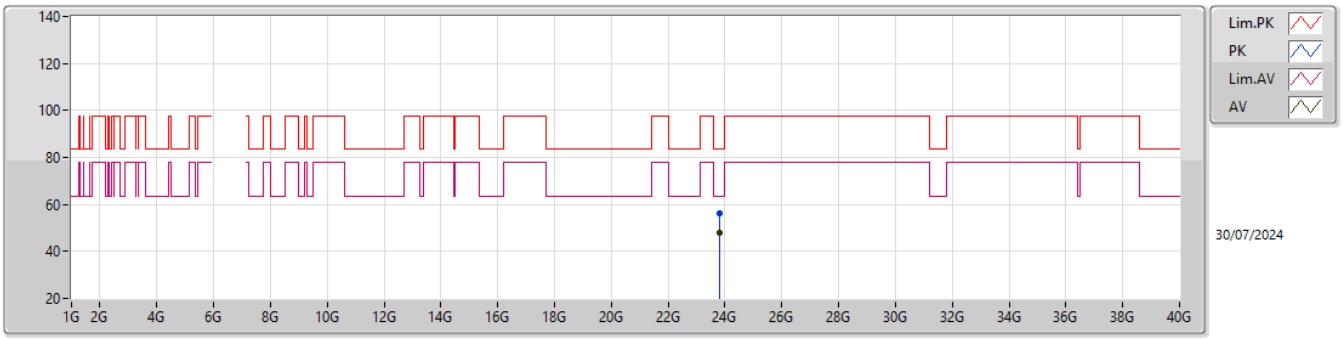

EUT Y_4TX
Setting 91
04-H-R-7

Type	Freq	Level	Limit	Margin	Raw	Dist	Condition	Azimuth	Height	Comment	AF	CL	PA
	(Hz)	(dBuV/m)	(dBuV/m)	(dB)	(dBuV)	(m)		(°)	(m)		(dB)	(dB)	(dB)
PK	23.8099G	56.39	83.54	-27.15	47.20	1	Vertical	13	1.42	-	39.04	17.34	47.19
AV	23.8297G	47.68	63.54	-15.86	38.59	1	Vertical	13	1.42	-	38.92	17.35	47.18

5.925-6.425GHz_802.11be EHT20-BF_Nss1,(MCS0)_4TX

5955MHz_TX

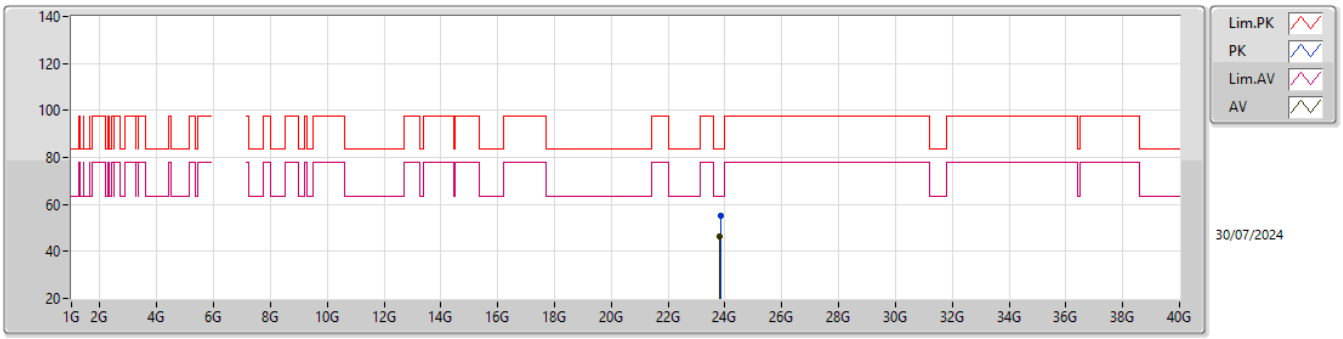

EUT Y_4TX
Setting 91
04-H-R-7

Type	Freq	Level	Limit	Margin	Raw	Dist	Condition	Azimuth	Height	Comment	AF	CL	PA
	(Hz)	(dBuV/m)	(dBuV/m)	(dB)	(dBuV)	(m)		(°)	(m)		(dB)	(dB)	(dB)
PK	23.8329G	55.32	83.54	-28.22	46.24	1	Horizontal	139	1.96	-	38.90	17.35	47.17
AV	23.8181G	46.22	63.54	-17.32	37.06	1	Horizontal	139	1.96	-	38.99	17.35	47.18

5.925-6.425GHz_802.11be EHT20-BF_Nss1,(MCS0)_4TX

6195MHz_TX

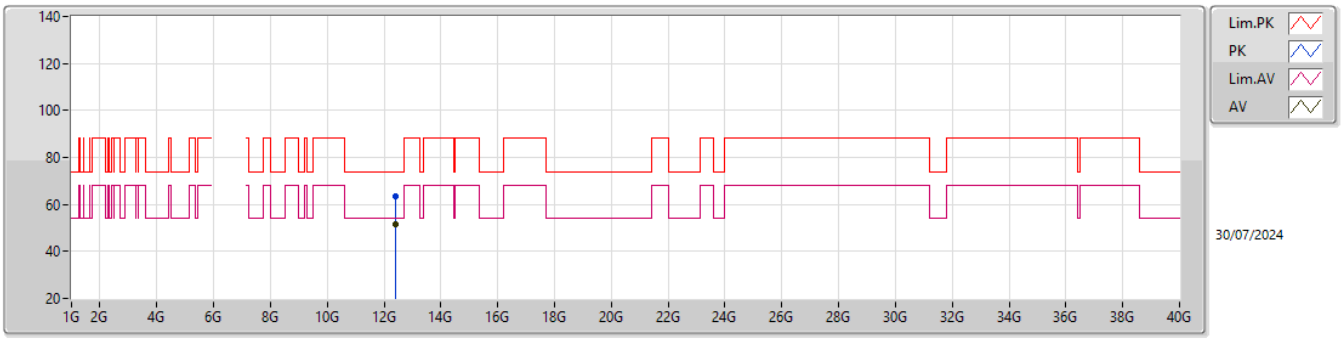

EUT Y_4TX
Setting 92
04-H-E-2

Type	Freq	Level	Limit	Margin	Raw	Dist	Condition	Azimuth	Height	Comment	AF	CL	PA
	(Hz)	(dBuV/m)	(dBuV/m)	(dB)	(dBuV)	(m)		(°)	(m)		(dB)	(dB)	(dB)
PK	12.38985G	63.52	74.00	-10.48	58.19	3	Vertical	176	1.05	-	38.48	9.88	43.03
AV	12.3883G	51.33	54.00	-2.67	46.00	3	Vertical	176	1.05	-	38.48	9.88	43.03

5.925-6.425GHz_802.11be EHT20-BF_Nss1,(MCS0)_4TX

6195MHz_TX

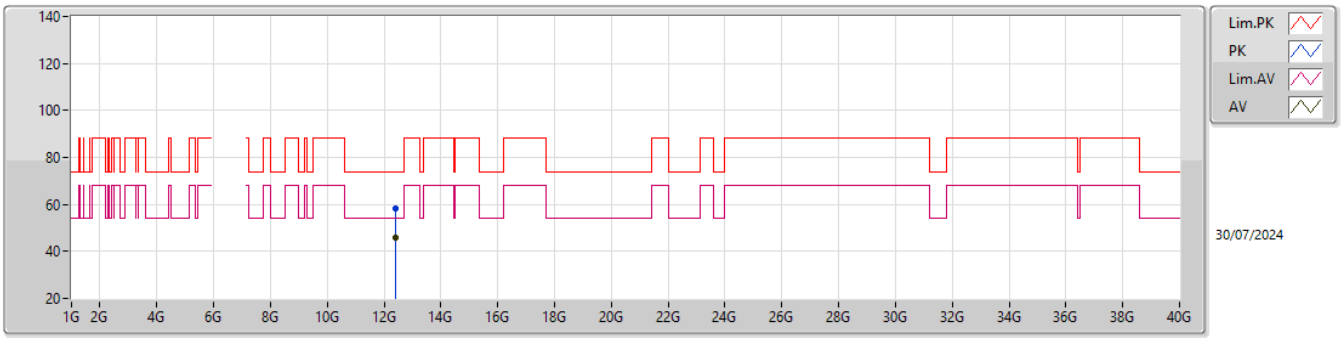

EUT Y_4TX
Setting 92
04-H-E-2

Type	Freq	Level	Limit	Margin	Raw	Dist	Condition	Azimuth	Height	Comment	AF	CL	PA
	(Hz)	(dBuV/m)	(dBuV/m)	(dB)	(dBuV)	(m)		(°)	(m)		(dB)	(dB)	(dB)
PK	12.3887G	58.34	74.00	-15.66	53.01	3	Horizontal	88	1.80	-	38.48	9.88	43.03
AV	12.39055G	45.86	54.00	-8.14	40.53	3	Horizontal	88	1.80	-	38.48	9.88	43.03

5.925-6.425GHz_802.11be EHT20-BF_Nss1,(MCS0)_4TX

6195MHz_TX

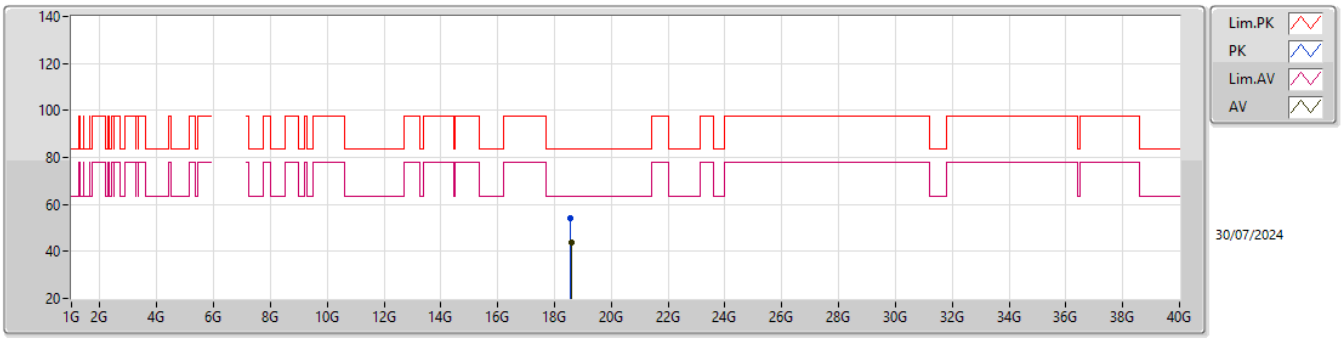

EUT Y_4TX
Setting 92
04-H-R-7

Type	Freq	Level	Limit	Margin	Raw	Dist	Condition	Azimuth	Height	Comment	AF	CL	PA
	(Hz)	(dBuV/m)	(dBuV/m)	(dB)	(dBuV)	(m)		(°)	(m)		(dB)	(dB)	(dB)
PK	18.5769G	54.29	83.54	-29.25	50.95	1	Vertical	101	1.42	-	37.70	15.27	49.63
AV	18.5799G	44.03	63.54	-19.51	40.69	1	Vertical	101	1.42	-	37.70	15.27	49.63

5.925-6.425GHz_802.11be EHT20-BF_Nss1,(MCS0)_4TX

6195MHz_TX

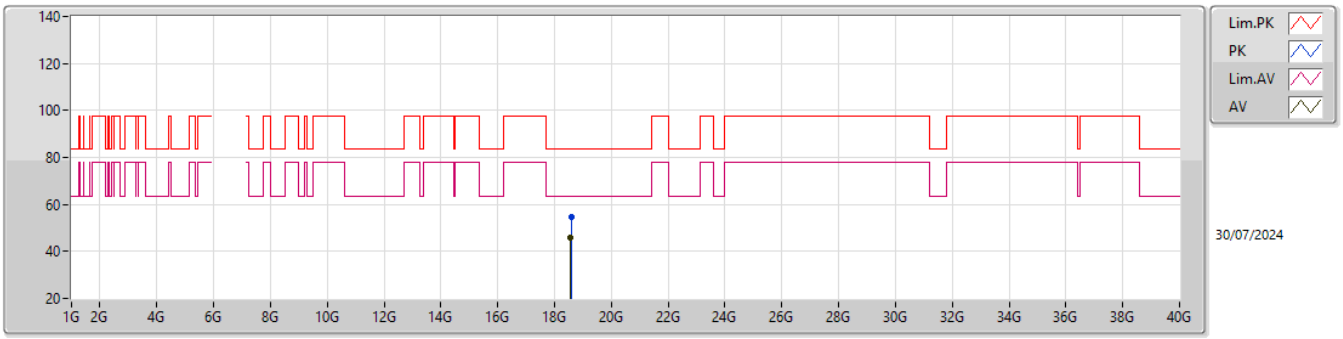

EUT Y_4TX
Setting 92
04-H-R-7

Type	Freq	Level	Limit	Margin	Raw	Dist	Condition	Azimuth	Height	Comment	AF	CL	PA
	(Hz)	(dBuV/m)	(dBuV/m)	(dB)	(dBuV)	(m)		(°)	(m)		(dB)	(dB)	(dB)
PK	18.6124G	54.88	83.54	-28.66	51.49	1	Horizontal	309	1.57	-	37.72	15.27	49.60
AV	18.5686G	45.62	63.54	-17.92	42.28	1	Horizontal	309	1.57	-	37.70	15.27	49.63

5.925-6.425GHz_802.11be EHT20-BF_Nss1,(MCS0)_4TX

6415MHz_TX

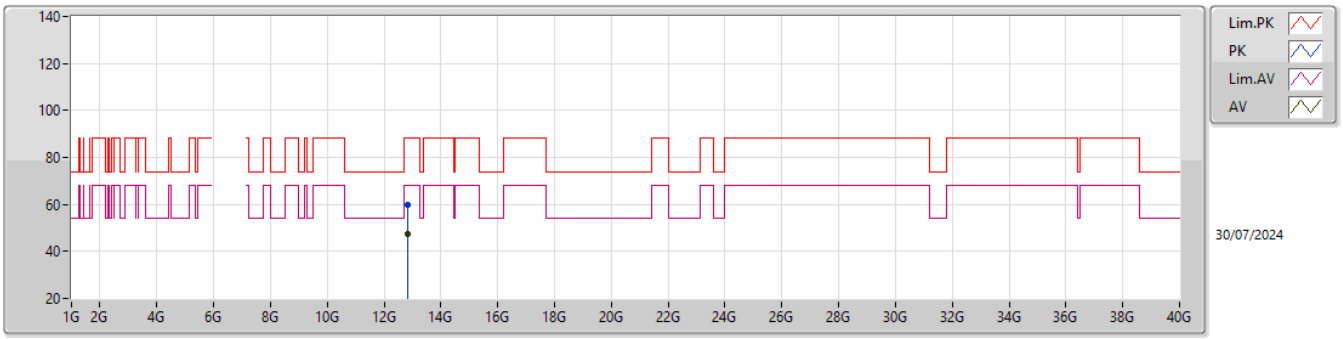

EUT Y_4TX
Setting 92
04-H-E-2

Type	Freq	Level	Limit	Margin	Raw	Dist	Condition	Azimuth	Height	Comment	AF	CL	PA
	(Hz)	(dBuV/m)	(dBuV/m)	(dB)	(dBuV)	(m)		(°)	(m)		(dB)	(dB)	(dB)
PK	12.82805G	59.95	88.20	-28.25	53.45	3	Vertical	190	2.04	-	39.11	10.05	42.66
RMS	12.8259G	47.24	68.20	-20.96	40.75	3	Vertical	190	2.04	-	39.10	10.05	42.66

5.925-6.425GHz_802.11be EHT20-BF_Nss1,(MCS0)_4TX

6415MHz_TX

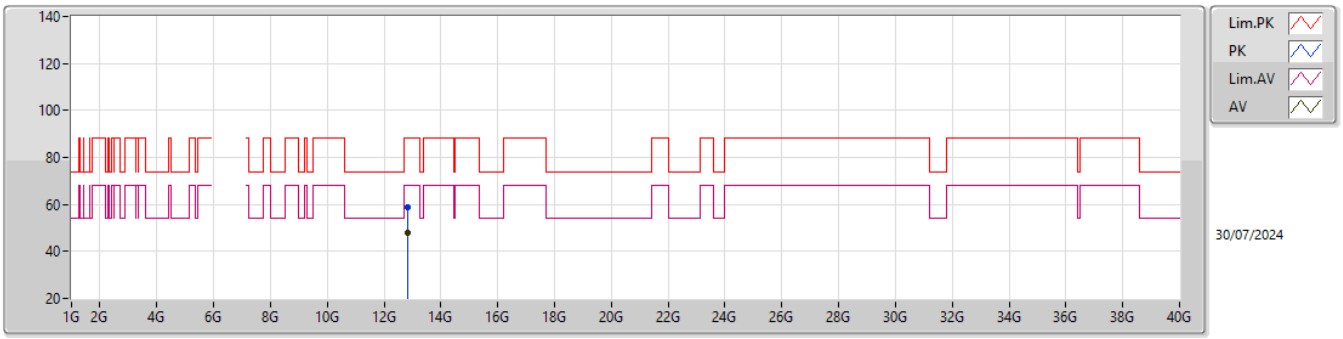

EUT Y_4TX
Setting 92
04-H-E-2

Type	Freq	Level	Limit	Margin	Raw	Dist	Condition	Azimuth	Height	Comment	AF	CL	PA
	(Hz)	(dBuV/m)	(dBuV/m)	(dB)	(dBuV)	(m)		(°)	(m)		(dB)	(dB)	(dB)
PK	12.82785G	59.03	88.20	-29.17	52.53	3	Horizontal	276	1.86	-	39.11	10.05	42.66
RMS	12.82975G	48.07	68.20	-20.13	41.55	3	Horizontal	276	1.86	-	39.12	10.05	42.65

5.925-6.425GHz_802.11be EHT20-BF_Nss1,(MCS0)_4TX

6415MHz_TX

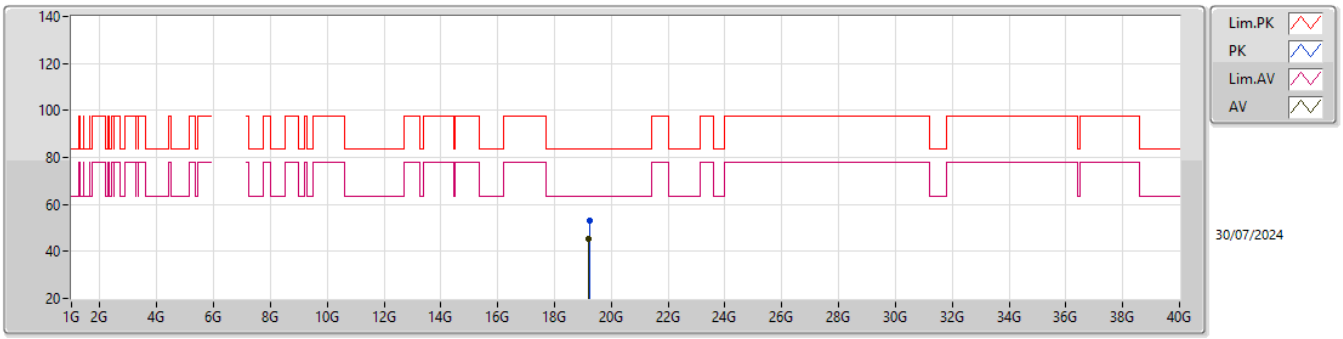

EUT Y_4TX
Setting 92
04-H-R-7

Type	Freq	Level	Limit	Margin	Raw	Dist	Condition	Azimuth	Height	Comment	AF	CL	PA
	(Hz)	(dBuV/m)	(dBuV/m)	(dB)	(dBuV)	(m)		(°)	(m)		(dB)	(dB)	(dB)
PK	19.227G	52.87	83.54	-30.67	49.17	1	Vertical	278	1.72	-	37.95	15.24	49.49
AV	19.1961G	45.11	63.54	-18.43	41.36	1	Vertical	278	1.72	-	37.98	15.24	49.47

5.925-6.425GHz_802.11be EHT20-BF_Nss1,(MCS0)_4TX

6415MHz_TX

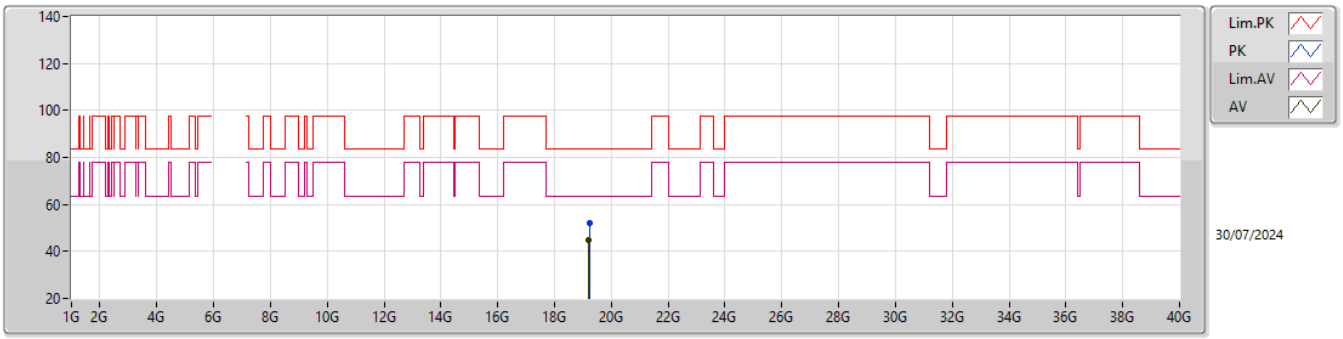

EUT Y_4TX
Setting 92
04-H-R-7

Type	Freq	Level	Limit	Margin	Raw	Dist	Condition	Azimuth	Height	Comment	AF	CL	PA
	(Hz)	(dBuV/m)	(dBuV/m)	(dB)	(dBuV)	(m)		(°)	(m)		(dB)	(dB)	(dB)
PK	19.2186G	52.01	83.54	-31.53	48.30	1	Horizontal	326	1.90	-	37.96	15.24	49.49
AV	19.2106G	44.57	63.54	-18.97	40.83	1	Horizontal	326	1.90	-	37.98	15.24	49.48

6.525-6.875GHz_802.11be EHT20-BF_Nss1,(MCS0)_4TX

6535MHz_TX

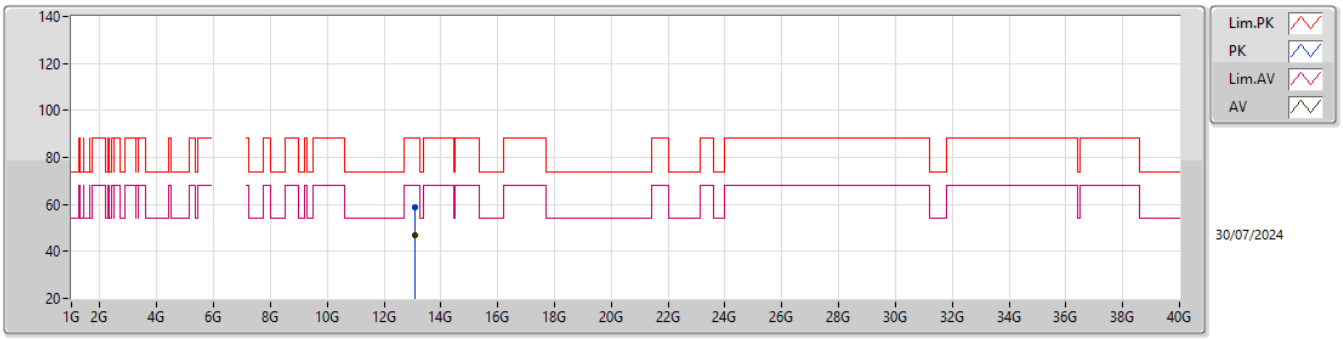

EUT Y_4TX
Setting 92
04-H-E-2

Type	Freq	Level	Limit	Margin	Raw	Dist	Condition	Azimuth	Height	Comment	AF	CL	PA
	(Hz)	(dBuV/m)	(dBuV/m)	(dB)	(dBuV)	(m)		(°)	(m)		(dB)	(dB)	(dB)
PK	13.079G	58.94	88.20	-29.26	51.75	3	Vertical	192	2.11	-	39.46	10.15	42.42
RMS	13.07135G	47.07	68.20	-21.13	39.91	3	Vertical	192	2.11	-	39.44	10.14	42.42

6.525-6.875GHz_802.11be EHT20-BF_Nss1,(MCS0)_4TX

6535MHz_TX

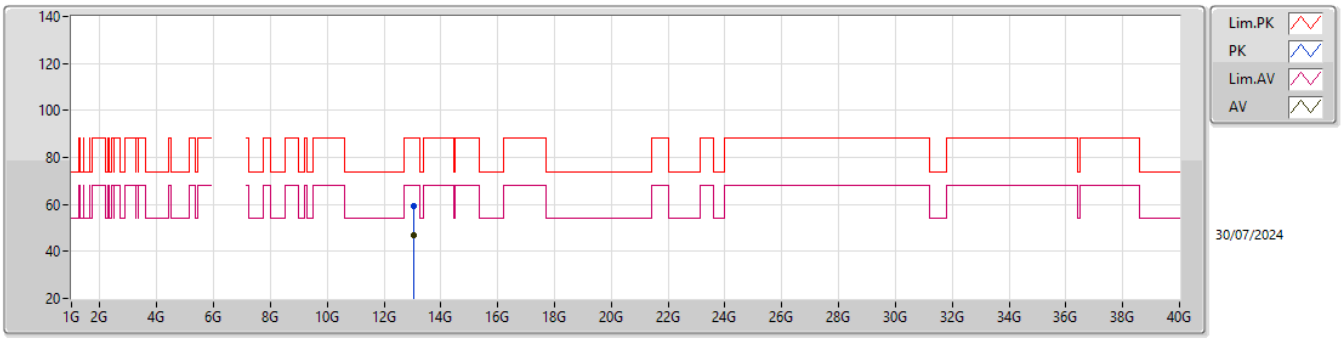

EUT Y_4TX
Setting 92
04-H-E-2

Type	Freq	Level	Limit	Margin	Raw	Dist	Condition	Azimuth	Height	Comment	AF	CL	PA
	(Hz)	(dBuV/m)	(dBuV/m)	(dB)	(dBuV)	(m)		(°)	(m)		(dB)	(dB)	(dB)
PK	13.0605G	59.34	88.20	-28.86	52.21	3	Horizontal	284	1.80	-	39.42	10.14	42.43
RMS	13.0661G	46.73	68.20	-21.47	39.58	3	Horizontal	284	1.80	-	39.43	10.14	42.42

6.525-6.875GHz_802.11be EHT20-BF_Nss1,(MCS0)_4TX

6535MHz_TX

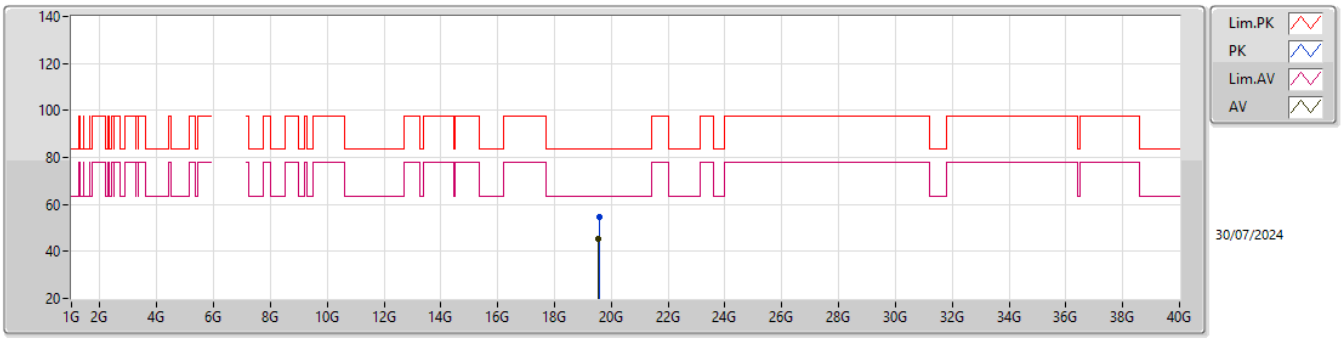

EUT Y_4TX
Setting 92
04-H-R-7

Type	Freq	Level	Limit	Margin	Raw	Dist	Condition	Azimuth	Height	Comment	AF	CL	PA
	(Hz)	(dBuV/m)	(dBuV/m)	(dB)	(dBuV)	(m)		(°)	(m)		(dB)	(dB)	(dB)
PK	19.5612G	54.82	83.54	-28.72	51.20	1	Vertical	187	1.77	-	38.03	15.22	49.63
AV	19.556G	45.31	63.54	-18.23	41.66	1	Vertical	187	1.77	-	38.06	15.22	49.63

6.525-6.875GHz_802.11be EHT20-BF_Nss1,(MCS0)_4TX

6535MHz_TX

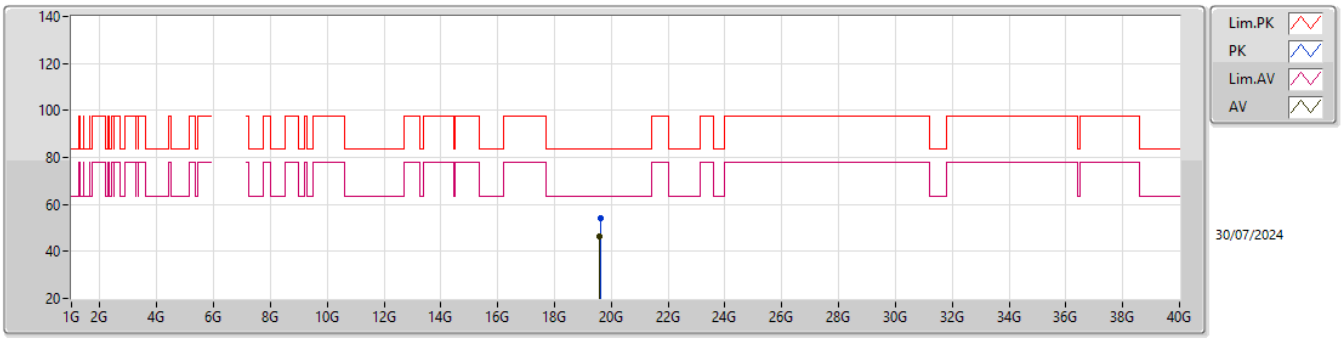

EUT Y_4TX
Setting 92
04-H-R-7

Type	Freq	Level	Limit	Margin	Raw	Dist	Condition	Azimuth	Height	Comment	AF	CL	PA
	(Hz)	(dBuV/m)	(dBuV/m)	(dB)	(dBuV)	(m)		(°)	(m)		(dB)	(dB)	(dB)
PK	19.6051G	54.21	83.54	-29.33	50.75	1	Horizontal	35	1.42	-	37.83	15.22	49.59
AV	19.5697G	46.33	63.54	-17.21	42.75	1	Horizontal	35	1.42	-	37.98	15.22	49.62

6.525-6.875GHz_802.11be EHT20-BF_Nss1,(MCS0)_4TX

6695MHz_TX

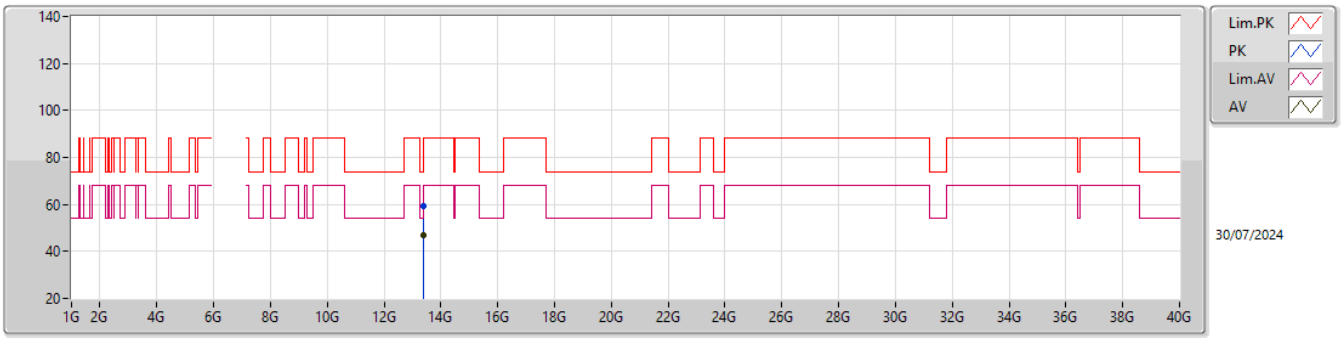

EUT Y_4TX
Setting 92
04-H-E-2

Type	Freq	Level	Limit	Margin	Raw	Dist	Condition	Azimuth	Height	Comment	AF	CL	PA
	(Hz)	(dBuV/m)	(dBuV/m)	(dB)	(dBuV)	(m)		(°)	(m)		(dB)	(dB)	(dB)
PK	13.3924G	59.20	74.00	-14.80	51.28	3	Vertical	169	1.84	-	40.00	10.27	42.35
AV	13.3895G	46.97	54.00	-7.03	39.06	3	Vertical	169	1.84	-	40.00	10.26	42.35

6.525-6.875GHz_802.11be EHT20-BF_Nss1,(MCS0)_4TX

6695MHz_TX

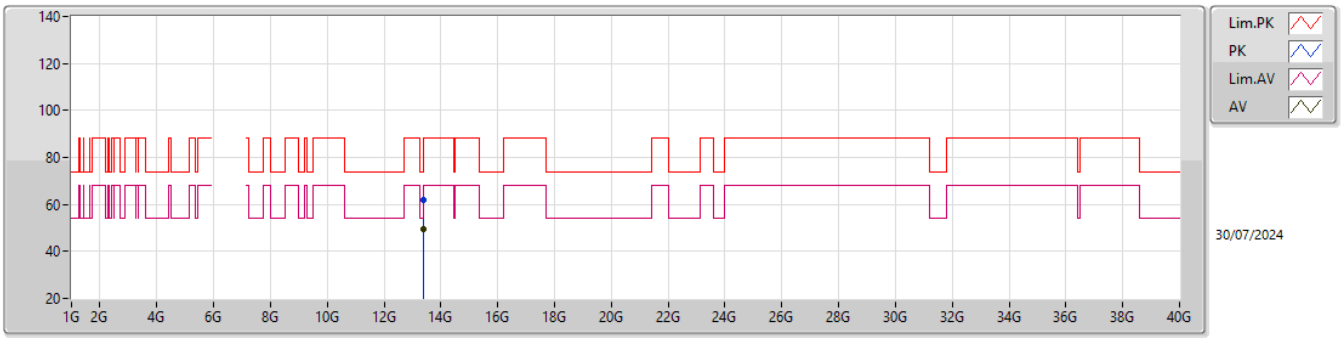

EUT Y_4TX
Setting 92
04-H-E-2

Type	Freq	Level	Limit	Margin	Raw	Dist	Condition	Azimuth	Height	Comment	AF	CL	PA
	(Hz)	(dBuV/m)	(dBuV/m)	(dB)	(dBuV)	(m)		(°)	(m)		(dB)	(dB)	(dB)
PK	13.3953G	61.73	74.00	-12.27	53.81	3	Horizontal	292	1.80	-	40.00	10.27	42.35
AV	13.38965G	49.74	54.00	-4.26	41.82	3	Horizontal	292	1.80	-	40.00	10.27	42.35

6.525-6.875GHz_802.11be EHT20-BF_Nss1,(MCS0)_4TX

6695MHz_TX

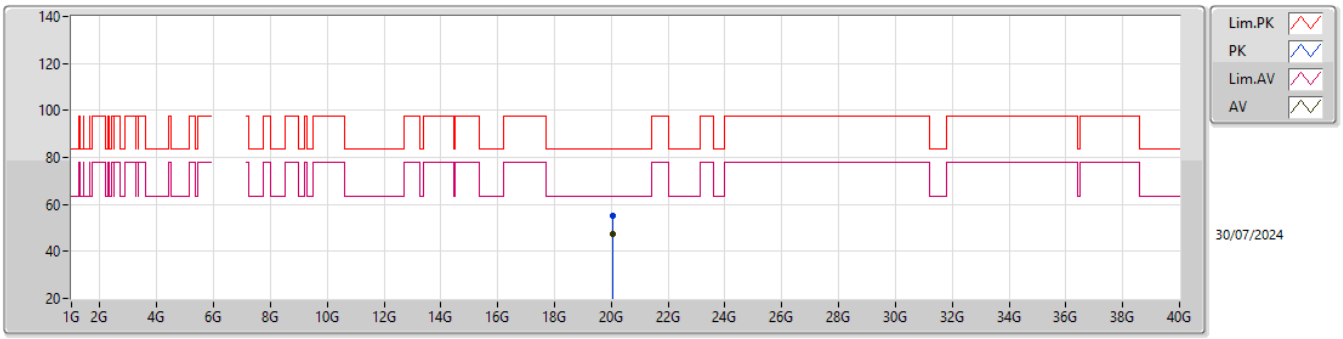

EUT Y_4TX
Setting 92
04-H-R-7

Type	Freq	Level	Limit	Margin	Raw	Dist	Condition	Azimuth	Height	Comment	AF	CL	PA
	(Hz)	(dBuV/m)	(dBuV/m)	(dB)	(dBuV)	(m)		(°)	(m)		(dB)	(dB)	(dB)
PK	20.0615G	55.11	83.54	-28.43	51.36	1	Vertical	186	1.70	-	37.75	15.25	49.25
AV	20.0557G	47.35	63.54	-16.19	43.65	1	Vertical	186	1.70	-	37.72	15.24	49.26

6.525-6.875GHz_802.11be EHT20-BF_Nss1,(MCS0)_4TX

6695MHz_TX

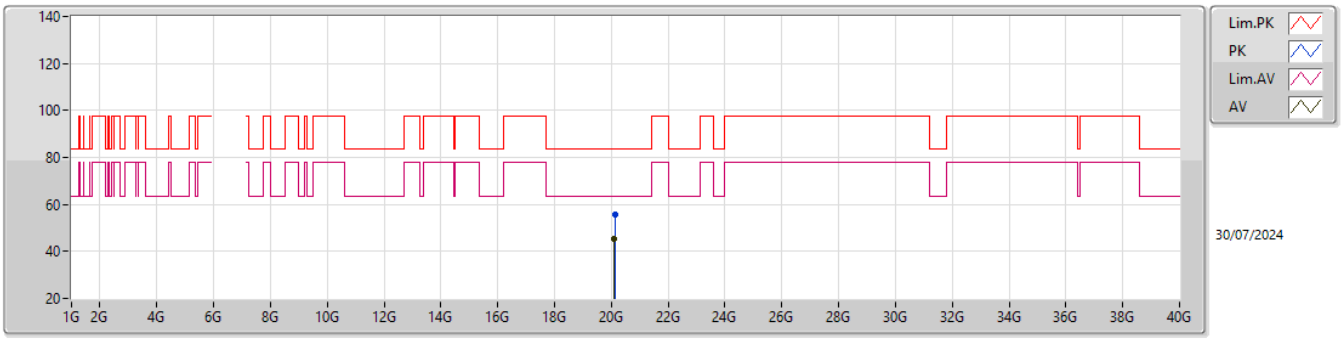

EUT Y_4TX
Setting 92
04-H-R-7

Type	Freq	Level	Limit	Margin	Raw	Dist	Condition	Azimuth	Height	Comment	AF	CL	PA
	(Hz)	(dBuV/m)	(dBuV/m)	(dB)	(dBuV)	(m)		(°)	(m)		(dB)	(dB)	(dB)
PK	20.1291G	55.81	83.54	-27.73	52.02	1	Horizontal	235	1.68	-	37.73	15.30	49.24
AV	20.0986G	45.60	63.54	-17.94	41.67	1	Horizontal	235	1.68	-	37.89	15.28	49.24

6.525-6.875GHz_802.11be EHT20-BF_Nss1,(MCS0)_4TX

6855MHz_TX

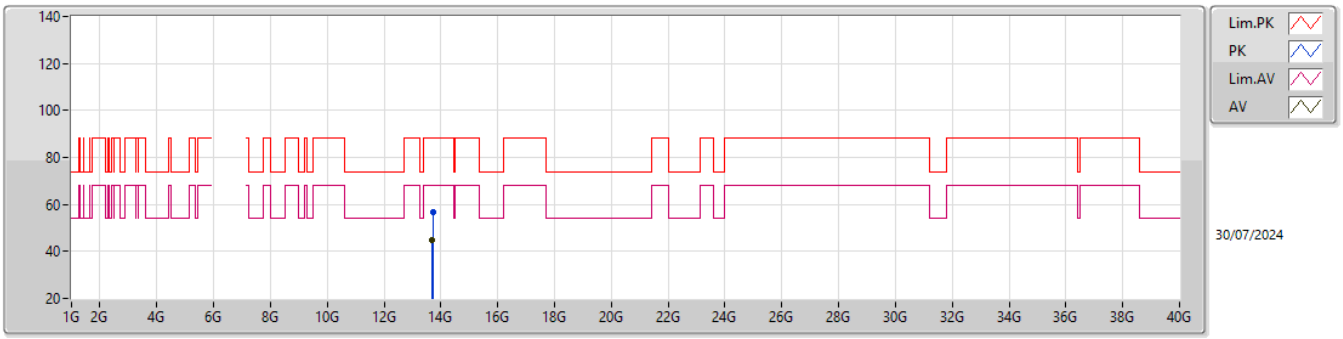

EUT Y_4TX
Setting 92
04-H-E-2

Type	Freq	Level	Limit	Margin	Raw	Dist	Condition	Azimuth	Height	Comment	AF	CL	PA
	(Hz)	(dBuV/m)	(dBuV/m)	(dB)	(dBuV)	(m)		(°)	(m)		(dB)	(dB)	(dB)
PK	13.7091G	56.48	88.20	-31.72	48.44	3	Vertical	166	1.05	-	40.24	10.39	42.59
RMS	13.7008G	44.91	68.20	-23.29	36.91	3	Vertical	166	1.05	-	40.20	10.38	42.58

6.525-6.875GHz_802.11be EHT20-BF_Nss1,(MCS0)_4TX

6855MHz_TX

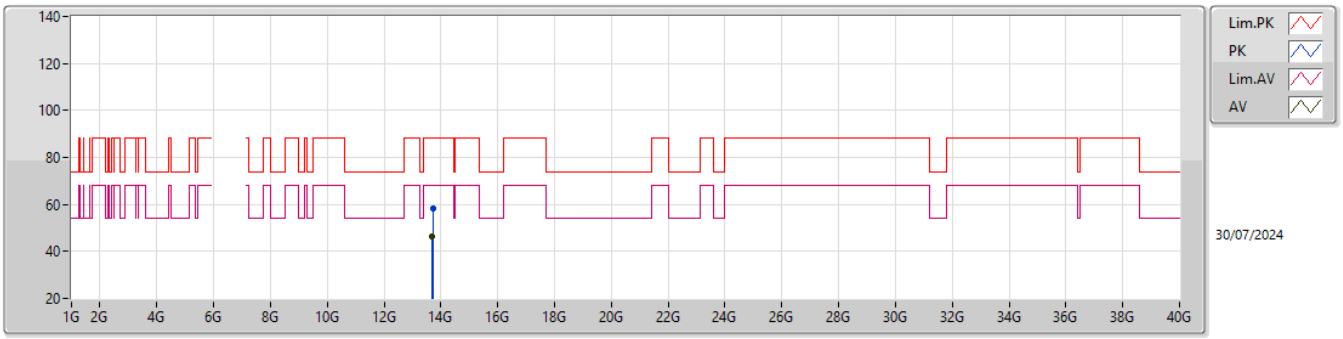

EUT Y_4TX
Setting 92
04-H-E-2

Type	Freq	Level	Limit	Margin	Raw	Dist	Condition	Azimuth	Height	Comment	AF	CL	PA
	(Hz)	(dBuV/m)	(dBuV/m)	(dB)	(dBuV)	(m)		(°)	(m)		(dB)	(dB)	(dB)
PK	13.70905G	58.43	88.20	-29.77	50.39	3	Horizontal	-0	2.83	-	40.24	10.39	42.59
RMS	13.70305G	46.45	68.20	-21.75	38.43	3	Horizontal	-0	2.83	-	40.21	10.39	42.58

6.525-6.875GHz_802.11be EHT20-BF_Nss1,(MCS0)_4TX

6855MHz_TX

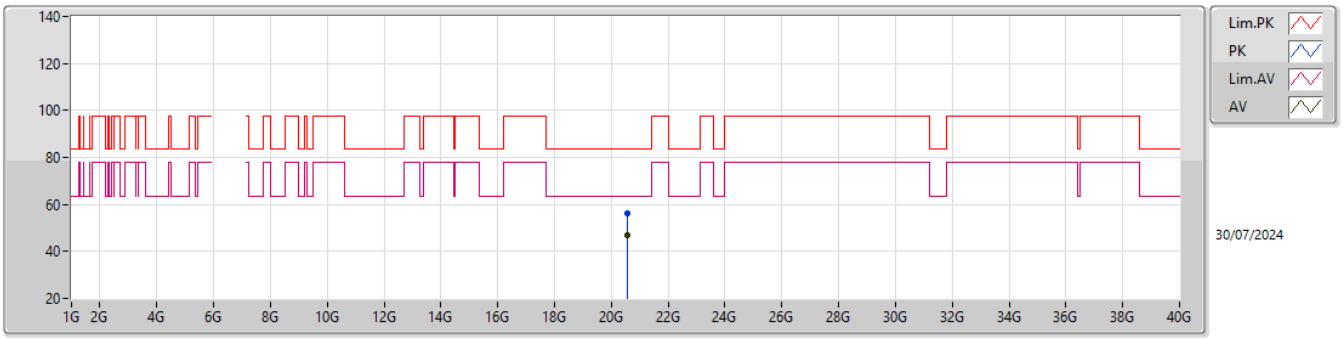

EUT Y_4TX
Setting 92
04-H-R-7

Type	Freq	Level	Limit	Margin	Raw	Dist	Condition	Azimuth	Height	Comment	AF	CL	PA
	(Hz)	(dBuV/m)	(dBuV/m)	(dB)	(dBuV)	(m)		(°)	(m)		(dB)	(dB)	(dB)
PK	20.5631G	56.21	83.54	-27.33	51.74	1	Vertical	146	1.78	-	37.93	15.65	49.11
AV	20.5838G	47.09	63.54	-16.45	42.55	1	Vertical	146	1.78	-	37.97	15.67	49.10

6.525-6.875GHz_802.11be EHT20-BF_Nss1,(MCS0)_4TX

6855MHz_TX

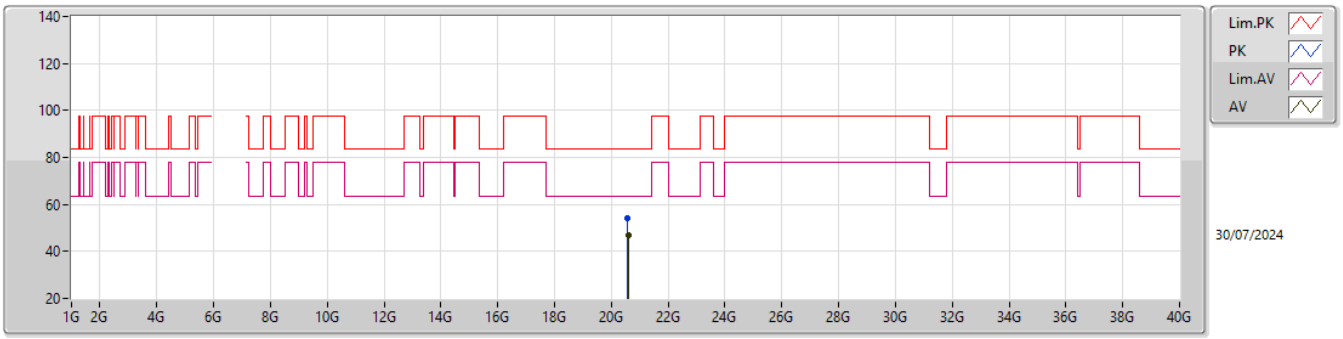

EUT Y_4TX
Setting 92
04-H-R-7

Type	Freq	Level	Limit	Margin	Raw	Dist	Condition	Azimuth	Height	Comment	AF	CL	PA
	(Hz)	(dBuV/m)	(dBuV/m)	(dB)	(dBuV)	(m)		(°)	(m)		(dB)	(dB)	(dB)
PK	20.5835G	54.22	83.54	-29.32	49.68	1	Horizontal	69	1.70	-	37.97	15.67	49.10
AV	20.6064G	46.85	63.54	-16.69	42.25	1	Horizontal	69	1.70	-	37.99	15.69	49.08

5.925-6.425GHz_802.11be EHT40-BF_Nss1,(MCS0)_4TX

5965MHz_TX

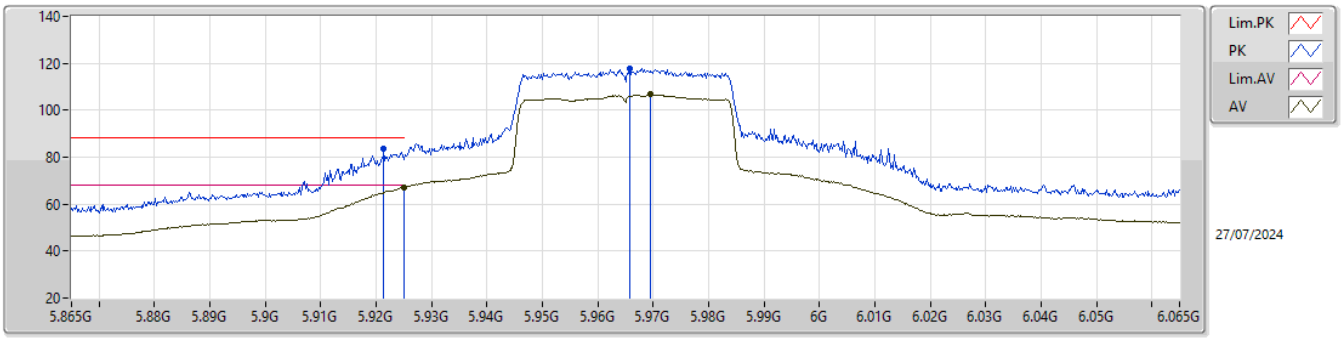

EUT Y_4TX
Setting 76
04-H-R-7-10

Type	Freq	Level	Limit	Margin	Raw	Dist	Condition	Azimuth	Height	Comment	AF	CL	PA
	(Hz)	(dBuV/m)	(dBuV/m)	(dB)	(dBuV)	(m)		(°)	(m)		(dB)	(dB)	(dB)
PK	5.9214G	83.86	88.20	-4.34	85.79	3	Vertical	21	1.06	-	34.83	6.31	43.07
RMS	5.925G	66.95	68.20	-1.25	68.86	3	Vertical	21	1.06	-	34.85	6.31	43.07
PK	5.9658G	117.67	Inf	-Inf	119.37	3	Vertical	21	1.06	-	35.00	6.35	43.05
RMS	5.9696G	106.78	Inf	-Inf	108.48	3	Vertical	21	1.06	-	35.00	6.35	43.05

5.925-6.425GHz_802.11be EHT40-BF_Nss1,(MCS0)_4TX

5965MHz_TX

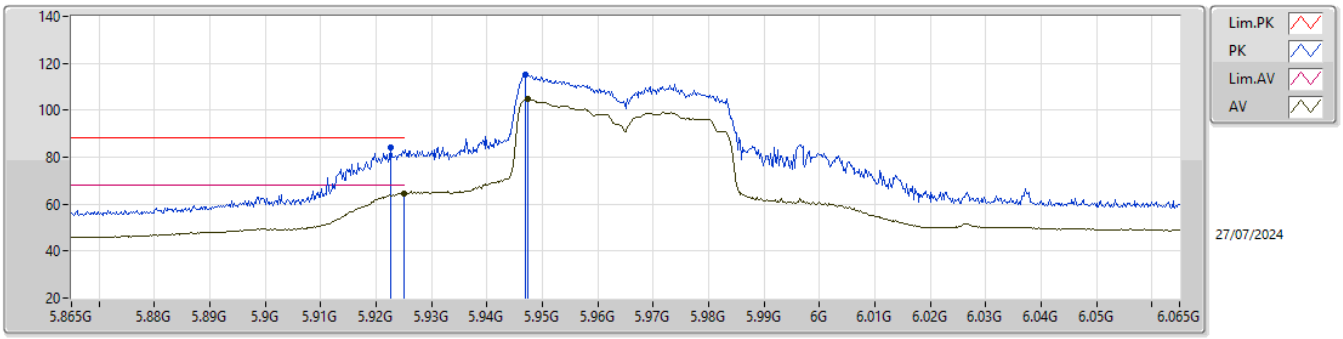

EUT Y_4TX
Setting 76
04-H-R-7-10

Type	Freq	Level	Limit	Margin	Raw	Dist	Condition	Azimuth	Height	Comment	AF	CL	PA
	(Hz)	(dBuV/m)	(dBuV/m)	(dB)	(dBuV)	(m)		(°)	(m)		(dB)	(dB)	(dB)
PK	5.9226G	83.99	88.20	-4.21	85.91	3	Horizontal	180	1.38	-	34.84	6.31	43.07
RMS	5.925G	64.67	68.20	-3.53	66.58	3	Horizontal	180	1.38	-	34.85	6.31	43.07
PK	5.947G	115.17	Inf	-Inf	116.92	3	Horizontal	180	1.38	-	34.98	6.33	43.06
RMS	5.9474G	104.58	Inf	-Inf	106.33	3	Horizontal	180	1.38	-	34.98	6.33	43.06

5.925-6.425GHz_802.11be EHT40-BF_Nss1,(MCS0)_4TX

5965MHz_TX

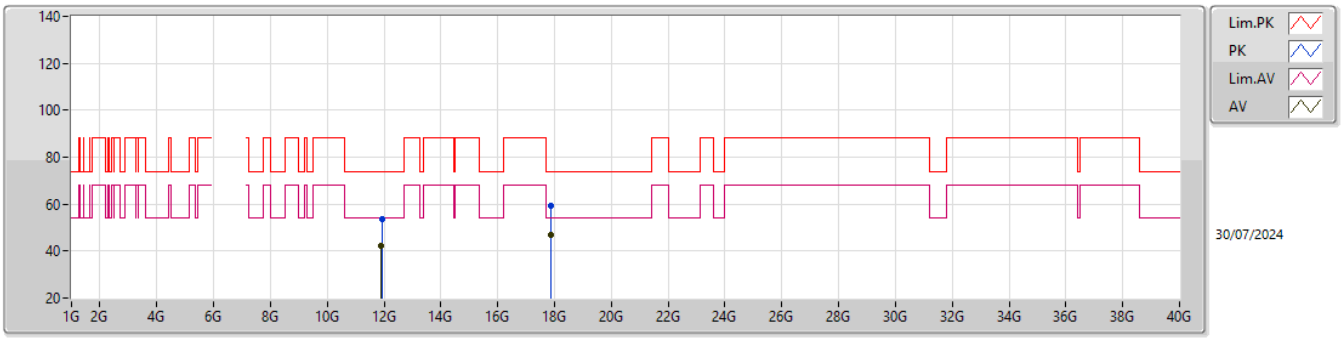

EUT Y_4TX
Setting 76
04-H-E-2

Type	Freq	Level	Limit	Margin	Raw	Dist	Condition	Azimuth	Height	Comment	AF	CL	PA
	(Hz)	(dBuV/m)	(dBuV/m)	(dB)	(dBuV)	(m)		(°)	(m)		(dB)	(dB)	(dB)
PK	11.91715G	53.71	74.00	-20.29	48.36	3	Vertical	93	1.07	-	38.60	9.69	42.94
AV	11.9125G	42.31	54.00	-11.69	36.96	3	Vertical	93	1.07	-	38.60	9.69	42.94
PK	17.8709G	59.17	74.00	-14.83	46.40	3	Vertical	16	1.80	-	41.44	12.96	41.63
AV	17.8705G	47.13	54.00	-6.87	34.36	3	Vertical	16	1.80	-	41.44	12.96	41.63

5.925-6.425GHz_802.11be EHT40-BF_Nss1,(MCS0)_4TX

5965MHz_TX

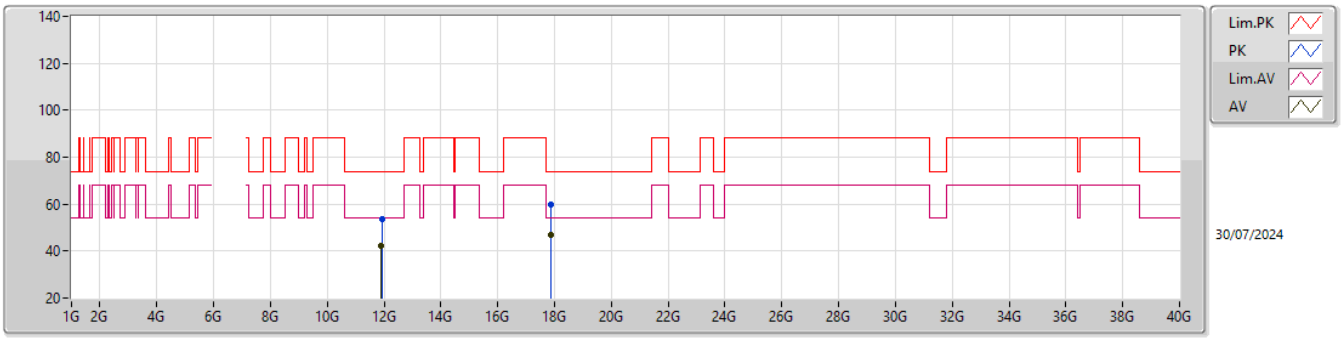

EUT Y_4TX
Setting 76
04-H-E-2

Type	Freq	Level	Limit	Margin	Raw	Dist	Condition	Azimuth	Height	Comment	AF	CL	PA
	(Hz)	(dBuV/m)	(dBuV/m)	(dB)	(dBuV)	(m)		(°)	(m)		(dB)	(dB)	(dB)
PK	11.91495G	53.86	74.00	-20.14	48.51	3	Horizontal	31	1.80	-	38.60	9.69	42.94
AV	11.9103G	42.45	54.00	-11.55	37.12	3	Horizontal	31	1.80	-	38.60	9.68	42.95
PK	17.8755G	59.70	74.00	-14.30	46.91	3	Horizontal	278	1.30	-	41.45	12.96	41.62
AV	17.871G	47.13	54.00	-6.87	34.36	3	Horizontal	278	1.30	-	41.44	12.96	41.63

5.925-6.425GHz_802.11be EHT40-BF_Nss1,(MCS0)_4TX

5965MHz_TX

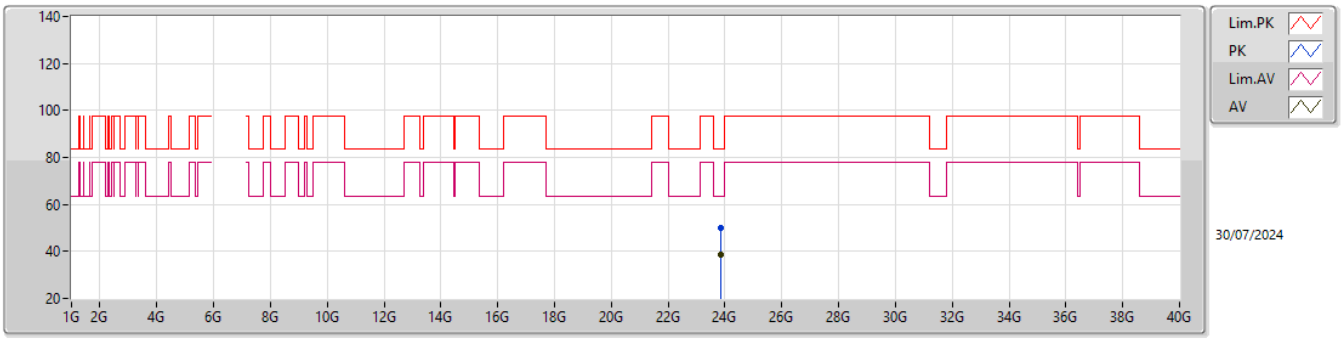

EUT Y_4TX
Setting 76
04-H-R-7

Type	Freq	Level	Limit	Margin	Raw	Dist	Condition	Azimuth	Height	Comment	AF	CL	PA
	(Hz)	(dBuV/m)	(dBuV/m)	(dB)	(dBuV)	(m)		(°)	(m)		(dB)	(dB)	(dB)
PK	23.8417G	50.17	83.54	-33.37	41.14	1	Vertical	248	1.43	-	38.85	17.35	47.17
AV	23.8333G	38.47	63.54	-25.07	29.39	1	Vertical	248	1.43	-	38.90	17.35	47.17

5.925-6.425GHz_802.11be EHT40-BF_Nss1,(MCS0)_4TX

5965MHz_TX

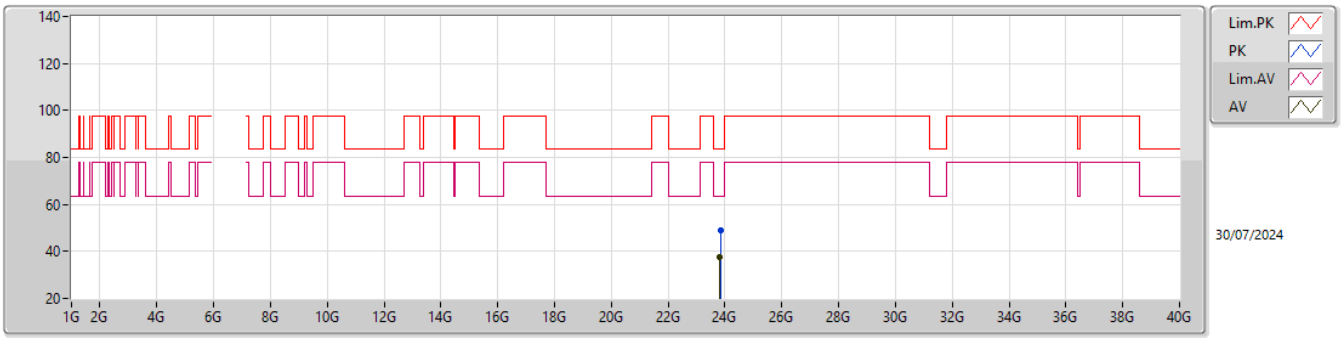

EUT Y_4TX
Setting 76
04-H-R-7

Type	Freq	Level	Limit	Margin	Raw	Dist	Condition	Azimuth	Height	Comment	AF	CL	PA
	(Hz)	(dBuV/m)	(dBuV/m)	(dB)	(dBuV)	(m)		(°)	(m)		(dB)	(dB)	(dB)
PK	23.8372G	49.22	83.54	-34.32	40.16	1	Horizontal	174	1.58	-	38.88	17.35	47.17
AV	23.8242G	37.55	63.54	-25.99	28.43	1	Horizontal	174	1.58	-	38.95	17.35	47.18

5.925-6.425GHz_802.11be EHT40-BF_Nss1,(MCS0)_4TX

6205MHz_TX

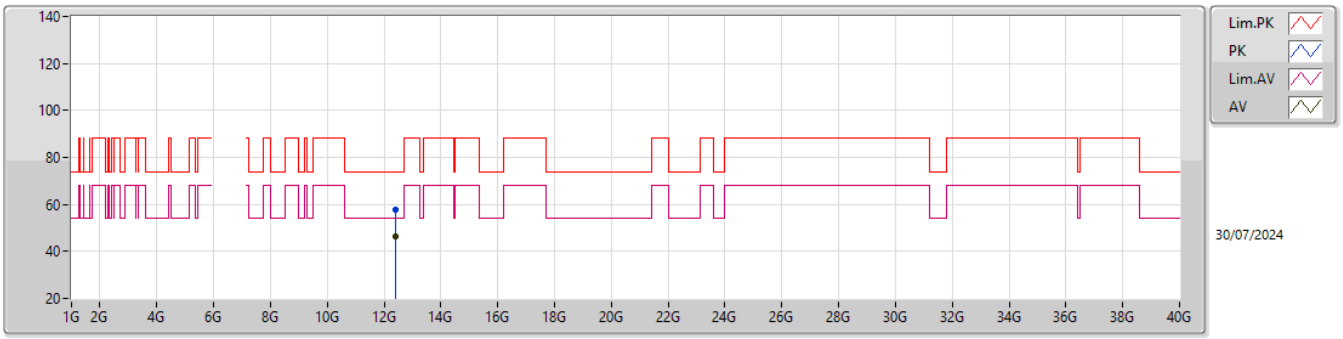

EUT Y_4TX
Setting 92
04-H-E-2

Type	Freq	Level	Limit	Margin	Raw	Dist	Condition	Azimuth	Height	Comment	AF	CL	PA
	(Hz)	(dBuV/m)	(dBuV/m)	(dB)	(dBuV)	(m)		(°)	(m)		(dB)	(dB)	(dB)
PK	12.4101G	57.85	74.00	-16.15	52.50	3	Vertical	185	2.98	-	38.50	9.89	43.04
AV	12.38575G	46.32	54.00	-7.68	41.00	3	Vertical	185	2.98	-	38.47	9.88	43.03

5.925-6.425GHz_802.11be EHT40-BF_Nss1,(MCS0)_4TX

6205MHz_TX

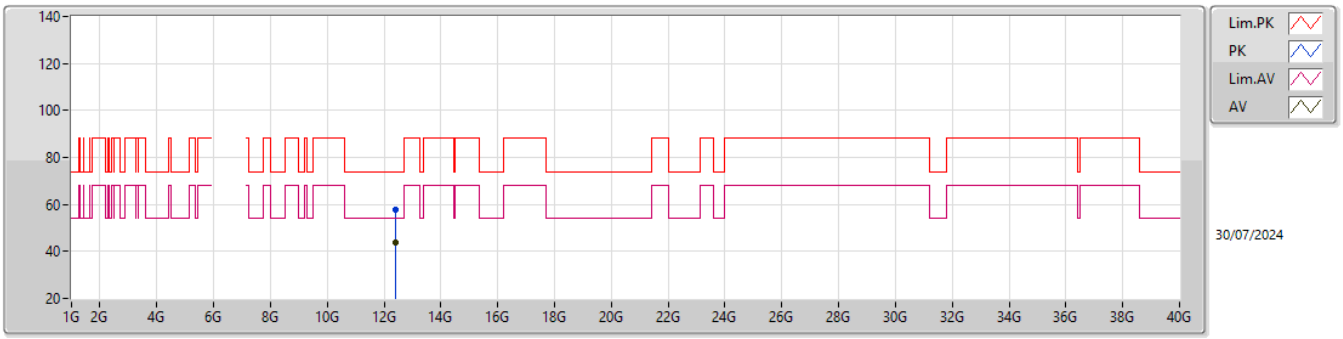

EUT Y_4TX
Setting 92
04-H-E-2

Type	Freq	Level	Limit	Margin	Raw	Dist	Condition	Azimuth	Height	Comment	AF	CL	PA
	(Hz)	(dBuV/m)	(dBuV/m)	(dB)	(dBuV)	(m)		(°)	(m)		(dB)	(dB)	(dB)
PK	12.4085G	57.59	74.00	-16.41	52.24	3	Horizontal	80	2.15	-	38.50	9.89	43.04
AV	12.39095G	43.92	54.00	-10.08	38.59	3	Horizontal	80	2.15	-	38.48	9.88	43.03

5.925-6.425GHz_802.11be EHT40-BF_Nss1,(MCS0)_4TX

6205MHz_TX

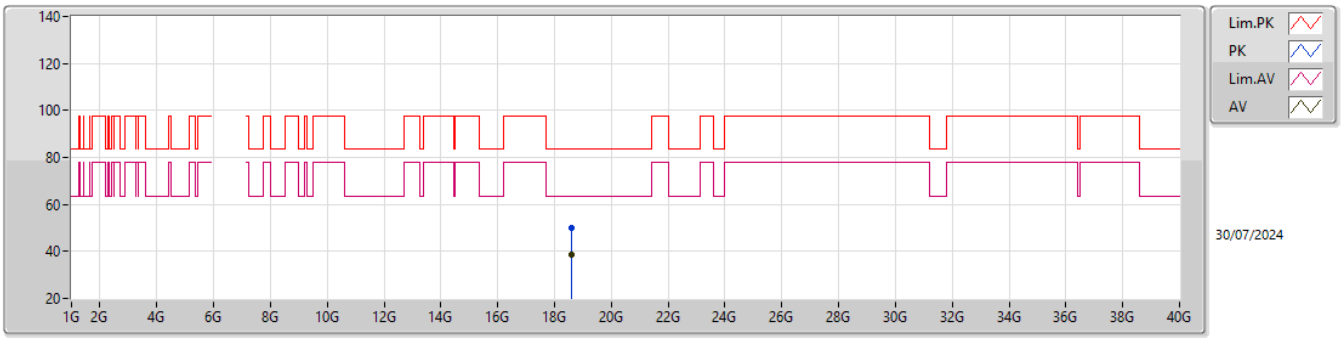

EUT Y_4TX
Setting 92
04-H-R-7

Type	Freq	Level	Limit	Margin	Raw	Dist	Condition	Azimuth	Height	Comment	AF	CL	PA
	(Hz)	(dBuV/m)	(dBuV/m)	(dB)	(dBuV)	(m)		(°)	(m)		(dB)	(dB)	(dB)
PK	18.6148G	49.81	83.54	-33.73	46.41	1	Vertical	296	1.51	-	37.73	15.27	49.60
AV	18.5787G	38.78	63.54	-24.76	35.44	1	Vertical	296	1.51	-	37.70	15.27	49.63

5.925-6.425GHz_802.11be EHT40-BF_Nss1,(MCS0)_4TX

6205MHz_TX

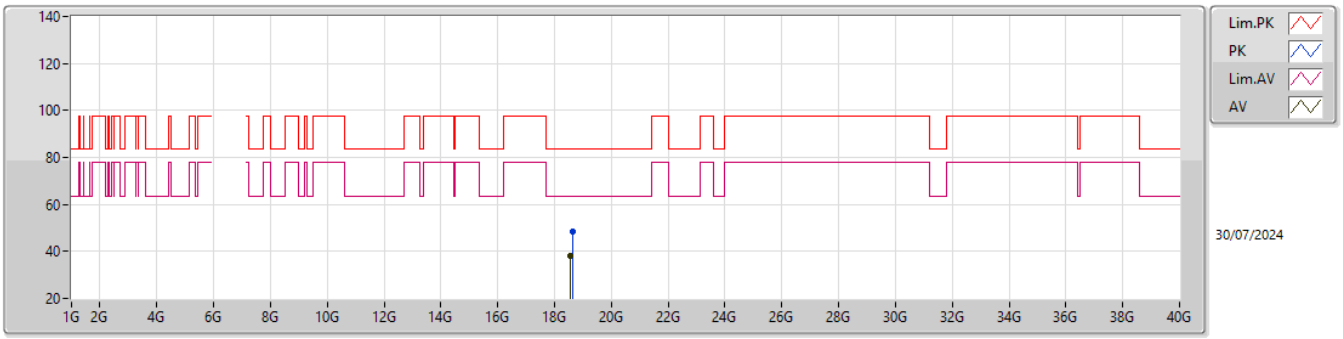

EUT Y_4TX
Setting 92
04-H-R-7

Type	Freq	Level	Limit	Margin	Raw	Dist	Condition	Azimuth	Height	Comment	AF	CL	PA
	(Hz)	(dBuV/m)	(dBuV/m)	(dB)	(dBuV)	(m)		(°)	(m)		(dB)	(dB)	(dB)
PK	18.6423G	48.21	83.54	-35.33	44.74	1	Horizontal	284	1.88	-	37.78	15.27	49.58
AV	18.5719G	37.89	63.54	-25.65	34.55	1	Horizontal	284	1.88	-	37.70	15.27	49.63

5.925-6.425GHz_802.11be EHT40-BF_Nss1,(MCS0)_4TX

6405MHz_TX

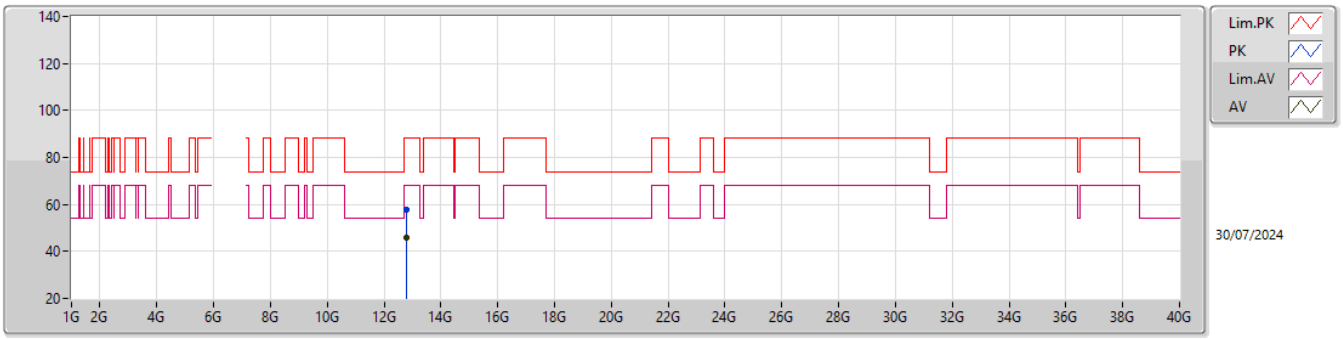

EUT Y_4TX
Setting 92
04-H-E-2

Type	Freq	Level	Limit	Margin	Raw	Dist	Condition	Azimuth	Height	Comment	AF	CL	PA
	(Hz)	(dBuV/m)	(dBuV/m)	(dB)	(dBuV)	(m)		(°)	(m)		(dB)	(dB)	(dB)
PK	12.8063G	57.72	88.20	-30.48	51.33	3	Vertical	176	1.05	-	39.03	10.04	42.68
RMS	12.7901G	45.63	68.20	-22.57	39.34	3	Vertical	176	1.05	-	38.96	10.03	42.70

5.925-6.425GHz_802.11be EHT40-BF_Nss1,(MCS0)_4TX

6405MHz_TX

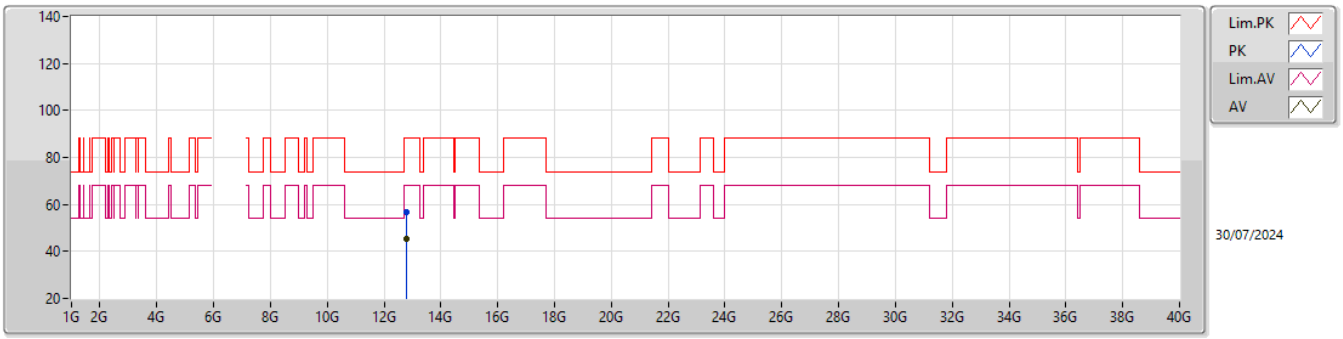

EUT Y_4TX
Setting 92
04-H-E-2

Type	Freq	Level	Limit	Margin	Raw	Dist	Condition	Azimuth	Height	Comment	AF	CL	PA
	(Hz)	(dBuV/m)	(dBuV/m)	(dB)	(dBuV)	(m)		(°)	(m)		(dB)	(dB)	(dB)
PK	12.78515G	56.71	88.20	-31.49	50.45	3	Horizontal	171	1.80	-	38.94	10.03	42.71
RMS	12.78515G	45.54	68.20	-22.66	39.28	3	Horizontal	171	1.80	-	38.94	10.03	42.71

5.925-6.425GHz_802.11be EHT40-BF_Nss1,(MCS0)_4TX

6405MHz_TX

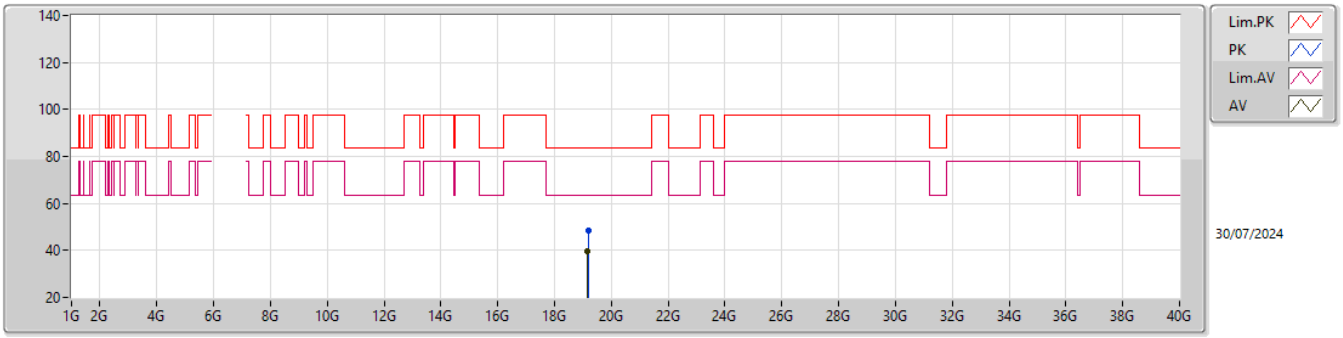

EUT Y_4TX
Setting 92
04-H-R-7

Type	Freq	Level	Limit	Margin	Raw	Dist	Condition	Azimuth	Height	Comment	AF	CL	PA
	(Hz)	(dBuV/m)	(dBuV/m)	(dB)	(dBuV)	(m)		(°)	(m)		(dB)	(dB)	(dB)
PK	19.1929G	48.27	83.54	-35.27	44.54	1	Vertical	96	1.58	-	37.96	15.24	49.47
AV	19.1657G	39.50	63.54	-24.04	35.92	1	Vertical	96	1.58	-	37.79	15.24	49.45

5.925-6.425GHz_802.11be EHT40-BF_Nss1,(MCS0)_4TX

6405MHz_TX

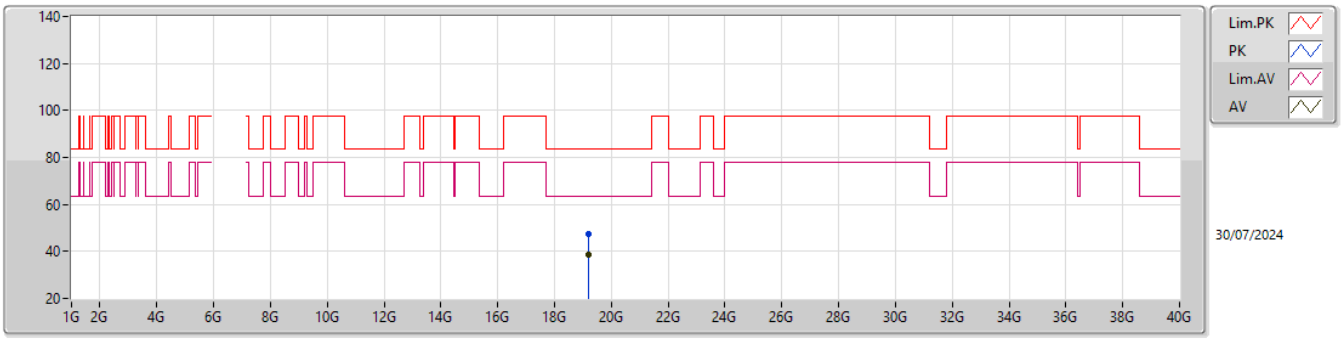

EUT Y_4TX
Setting 92
04-H-R-7

Type	Freq	Level	Limit	Margin	Raw	Dist	Condition	Azimuth	Height	Comment	AF	CL	PA
	(Hz)	(dBuV/m)	(dBuV/m)	(dB)	(dBuV)	(m)		(°)	(m)		(dB)	(dB)	(dB)
PK	19.1861G	47.39	83.54	-36.15	43.70	1	Horizontal	4	1.76	-	37.92	15.24	49.47
AV	19.199G	38.45	63.54	-25.09	34.70	1	Horizontal	4	1.76	-	37.99	15.24	49.48

6.525-6.875GHz_802.11be EHT40-BF_Nss1,(MCS0)_4TX

6565MHz_TX

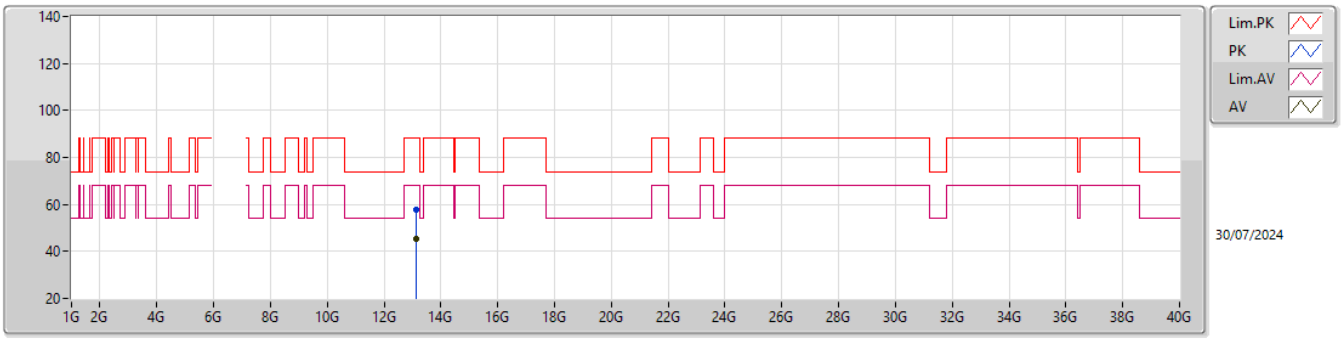

EUT Y_4TX
Setting 92
04-H-E-2

Type	Freq	Level	Limit	Margin	Raw	Dist	Condition	Azimuth	Height	Comment	AF	CL	PA
	(Hz)	(dBuV/m)	(dBuV/m)	(dB)	(dBuV)	(m)		(°)	(m)		(dB)	(dB)	(dB)
PK	13.1389G	57.99	88.20	-30.21	50.65	3	Vertical	183	1.80	-	39.58	10.17	42.41
RMS	13.1304G	45.49	68.20	-22.71	38.17	3	Vertical	183	1.80	-	39.56	10.17	42.41

6.525-6.875GHz_802.11be EHT40-BF_Nss1,(MCS0)_4TX

6565MHz_TX

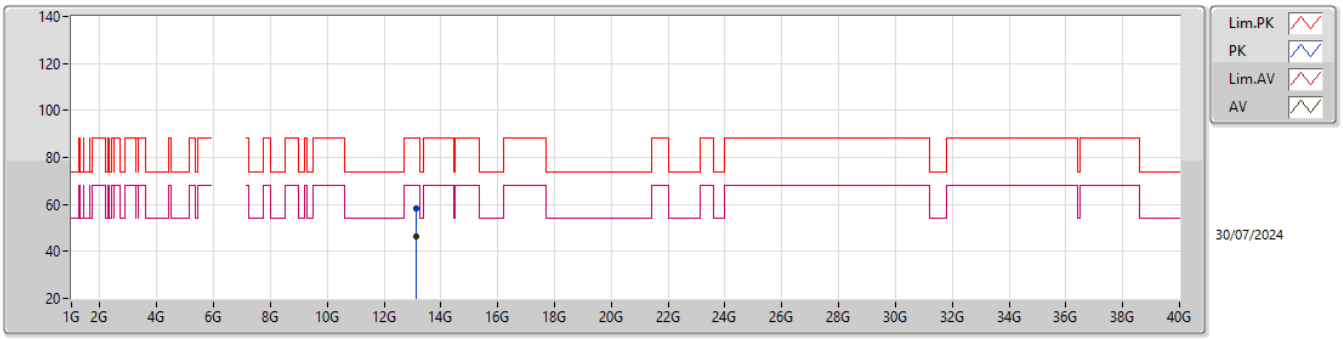

EUT Y_4TX
Setting 92
04-H-E-2

Type	Freq	Level	Limit	Margin	Raw	Dist	Condition	Azimuth	Height	Comment	AF	CL	PA
	(Hz)	(dBuV/m)	(dBuV/m)	(dB)	(dBuV)	(m)		(°)	(m)		(dB)	(dB)	(dB)
PK	13.1152G	58.26	88.20	-29.94	50.98	3	Horizontal	281	1.80	-	39.53	10.16	42.41
RMS	13.11615G	46.49	68.20	-21.71	39.21	3	Horizontal	281	1.80	-	39.53	10.16	42.41

6.525-6.875GHz_802.11be EHT40-BF_Nss1,(MCS0)_4TX

6565MHz_TX

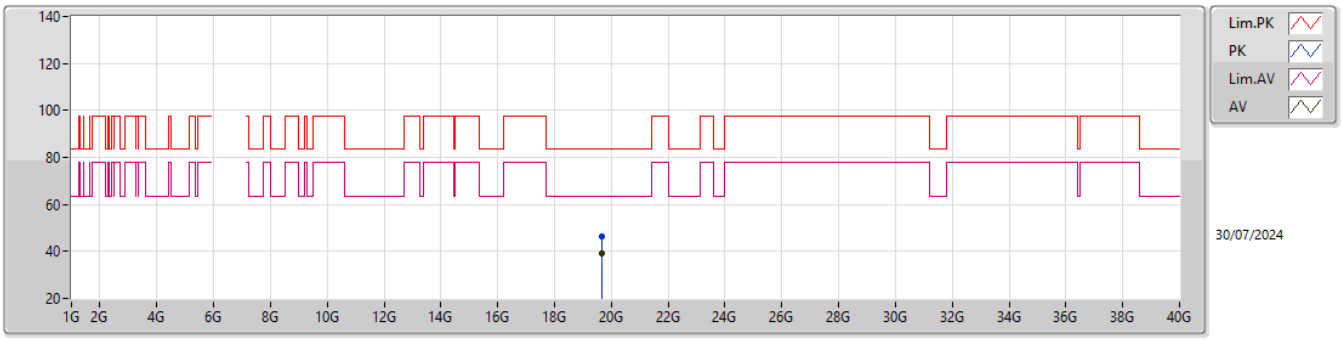

EUT Y_4TX
Setting 92
04-H-R-7

Type	Freq	Level	Limit	Margin	Raw	Dist	Condition	Azimuth	Height	Comment	AF	CL	PA
	(Hz)	(dBuV/m)	(dBuV/m)	(dB)	(dBuV)	(m)		(°)	(m)		(dB)	(dB)	(dB)
PK	19.6508G	46.14	83.54	-37.40	42.38	1	Vertical	131	1.83	-	38.10	15.22	49.56
AV	19.6478G	38.95	63.54	-24.59	35.20	1	Vertical	131	1.83	-	38.09	15.22	49.56

6.525-6.875GHz_802.11be EHT40-BF_Nss1,(MCS0)_4TX

6565MHz_TX

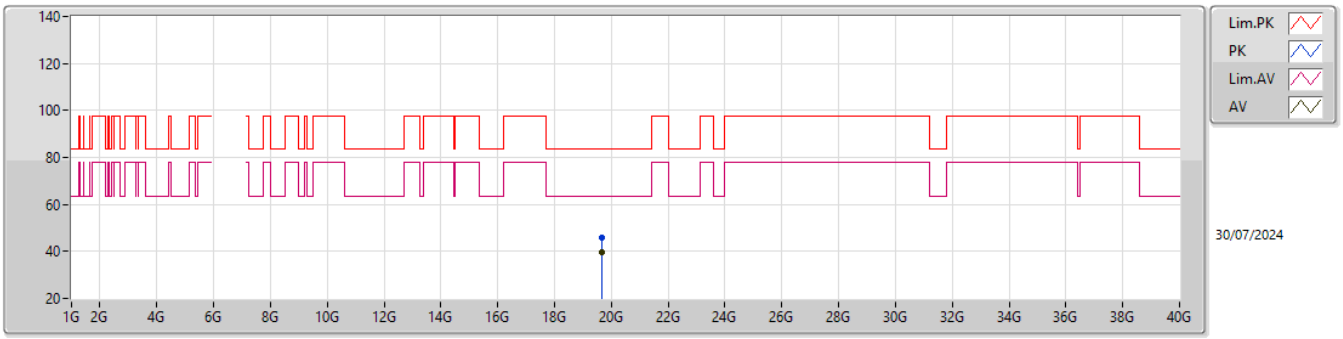

EUT Y_4TX
Setting 92
04-H-R-7

Type	Freq	Level	Limit	Margin	Raw	Dist	Condition	Azimuth	Height	Comment	AF	CL	PA
	(Hz)	(dBuV/m)	(dBuV/m)	(dB)	(dBuV)	(m)		(°)	(m)		(dB)	(dB)	(dB)
PK	19.6508G	45.98	83.54	-37.56	42.22	1	Horizontal	144	1.50	-	38.10	15.22	49.56
AV	19.6495G	39.84	63.54	-23.70	36.08	1	Horizontal	144	1.50	-	38.10	15.22	49.56

6.525-6.875GHz_802.11be EHT40-BF_Nss1,(MCS0)_4TX

6685MHz_TX

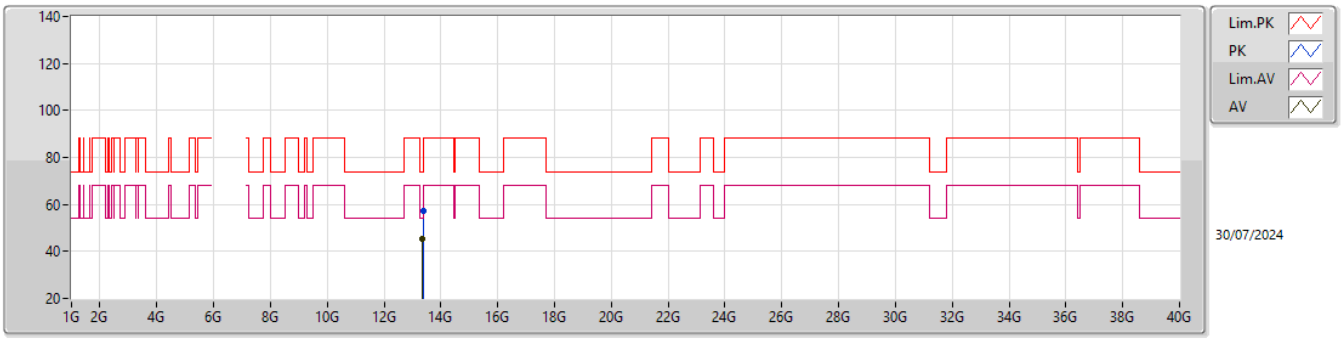

EUT Y_4TX
Setting 92
04-H-E-2

Type	Freq	Level	Limit	Margin	Raw	Dist	Condition	Azimuth	Height	Comment	AF	CL	PA
	(Hz)	(dBuV/m)	(dBuV/m)	(dB)	(dBuV)	(m)		(°)	(m)		(dB)	(dB)	(dB)
PK	13.3694G	57.02	74.00	-16.98	49.11	3	Vertical	190	2.23	-	40.00	10.26	42.35
AV	13.3562G	45.37	54.00	-8.63	37.47	3	Vertical	190	2.23	-	40.00	10.25	42.35

6.525-6.875GHz_802.11be EHT40-BF_Nss1,(MCS0)_4TX

6685MHz_TX

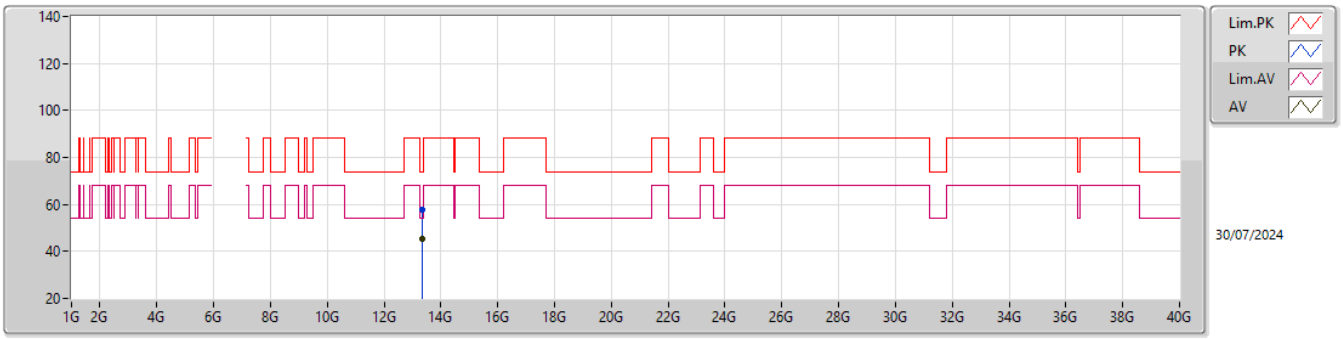

EUT Y_4TX
Setting 92
04-H-E-2

Type	Freq	Level	Limit	Margin	Raw	Dist	Condition	Azimuth	Height	Comment	AF	CL	PA
	(Hz)	(dBuV/m)	(dBuV/m)	(dB)	(dBuV)	(m)		(°)	(m)		(dB)	(dB)	(dB)
PK	13.36175G	57.71	74.00	-16.29	49.81	3	Horizontal	194	1.80	-	40.00	10.25	42.35
AV	13.3503G	45.25	54.00	-8.75	37.36	3	Horizontal	194	1.80	-	40.00	10.25	42.36

6.525-6.875GHz_802.11be EHT40-BF_Nss1,(MCS0)_4TX

6685MHz_TX

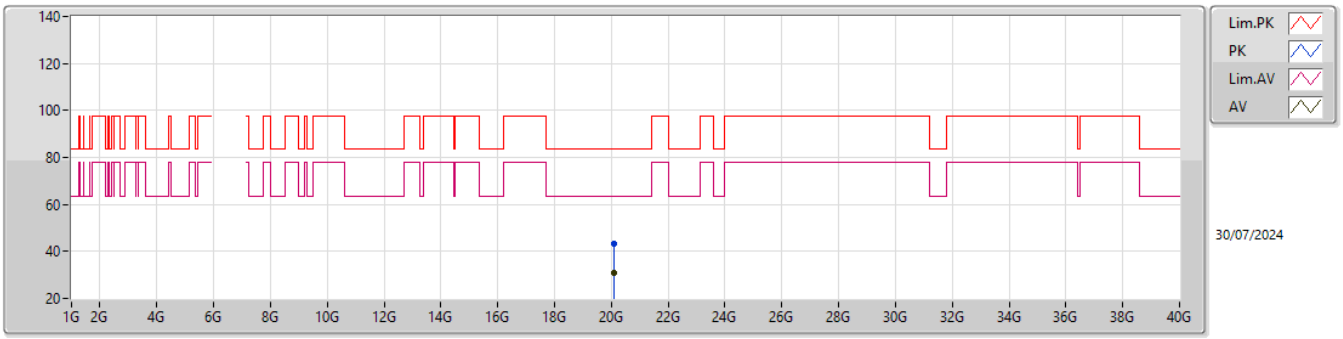

EUT Y_4TX
Setting 92
04-H-R-7

Type	Freq	Level	Limit	Margin	Raw	Dist	Condition	Azimuth	Height	Comment	AF	CL	PA
	(Hz)	(dBuV/m)	(dBuV/m)	(dB)	(dBuV)	(m)		(°)	(m)		(dB)	(dB)	(dB)
PK	20.0839G	43.53	83.54	-40.01	39.67	1	Vertical	134	1.59	-	37.84	15.27	49.25
AV	20.0813G	30.94	63.54	-32.60	27.09	1	Vertical	134	1.59	-	37.83	15.27	49.25

6.525-6.875GHz_802.11be EHT40-BF_Nss1,(MCS0)_4TX

6685MHz_TX

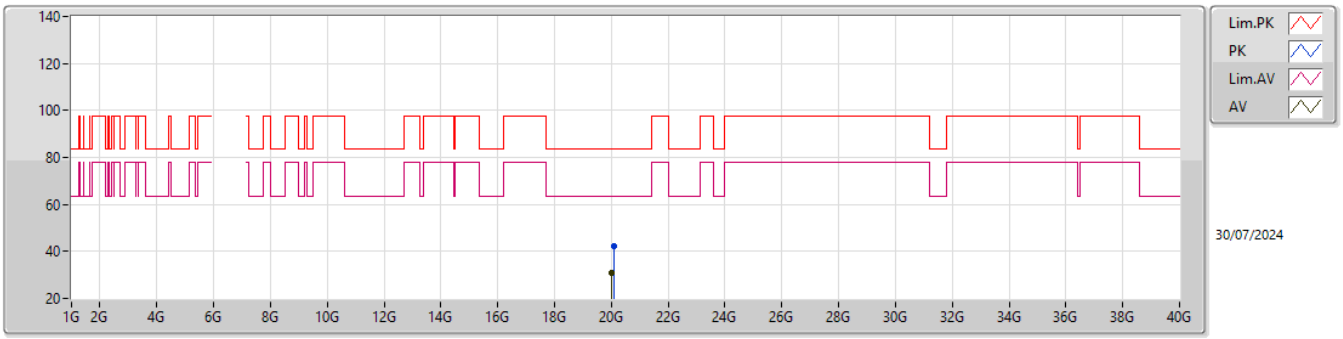

EUT Y_4TX
Setting 92
04-H-R-7

Type	Freq	Level	Limit	Margin	Raw	Dist	Condition	Azimuth	Height	Comment	AF	CL	PA
	(Hz)	(dBuV/m)	(dBuV/m)	(dB)	(dBuV)	(m)		(°)	(m)		(dB)	(dB)	(dB)
PK	20.0994G	42.42	83.54	-41.12	38.48	1	Horizontal	34	1.44	-	37.90	15.28	49.24
AV	20.02G	30.86	63.54	-32.68	27.14	1	Horizontal	34	1.44	-	37.76	15.22	49.26

6.525-6.875GHz_802.11be EHT40-BF_Nss1,(MCS0)_4TX

6845MHz_TX

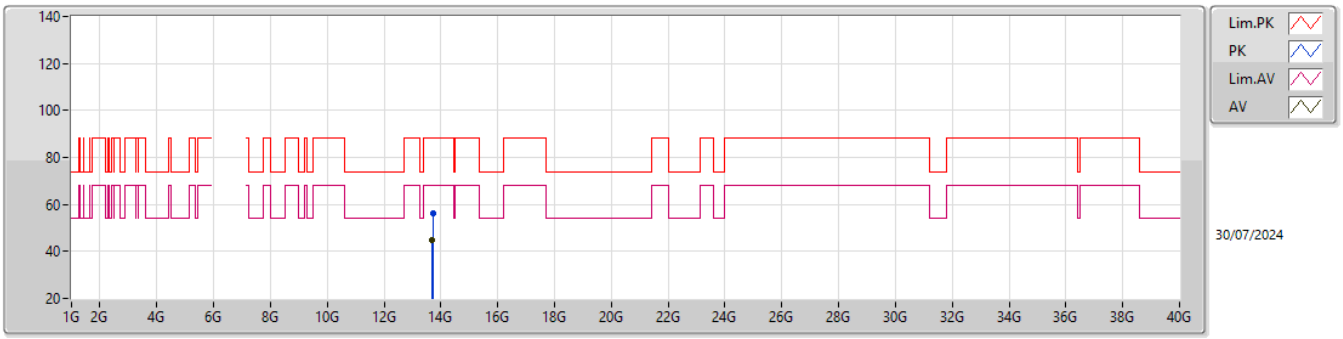

EUT Y_4TX
Setting 92
04-H-E-2

Type	Freq	Level	Limit	Margin	Raw	Dist	Condition	Azimuth	Height	Comment	AF	CL	PA
	(Hz)	(dBuV/m)	(dBuV/m)	(dB)	(dBuV)	(m)		(°)	(m)		(dB)	(dB)	(dB)
PK	13.7134G	56.45	88.20	-31.75	48.41	3	Vertical	215	1.05	-	40.25	10.39	42.60
RMS	13.67175G	44.64	68.20	-23.56	36.61	3	Vertical	215	1.05	-	40.20	10.37	42.54

6.525-6.875GHz_802.11be EHT40-BF_Nss1,(MCS0)_4TX

6845MHz_TX

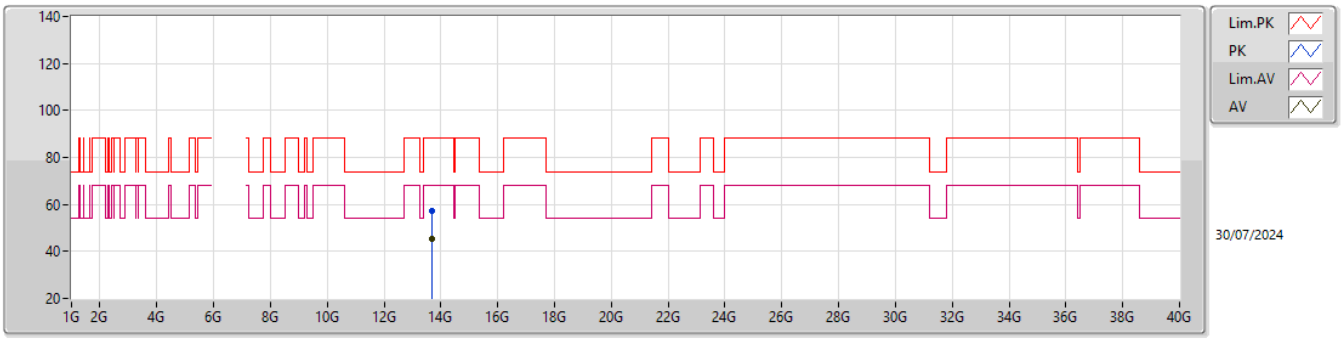

EUT Y_4TX
Setting 92
04-H-E-2

Type	Freq	Level	Limit	Margin	Raw	Dist	Condition	Azimuth	Height	Comment	AF	CL	PA
	(Hz)	(dBuV/m)	(dBuV/m)	(dB)	(dBuV)	(m)		(°)	(m)		(dB)	(dB)	(dB)
PK	13.66775G	57.20	88.20	-31.00	49.17	3	Horizontal	162	1.89	-	40.20	10.37	42.54
RMS	13.6685G	45.17	68.20	-23.03	37.14	3	Horizontal	162	1.89	-	40.20	10.37	42.54

6.525-6.875GHz_802.11be EHT40-BF_Nss1,(MCS0)_4TX

6845MHz_TX

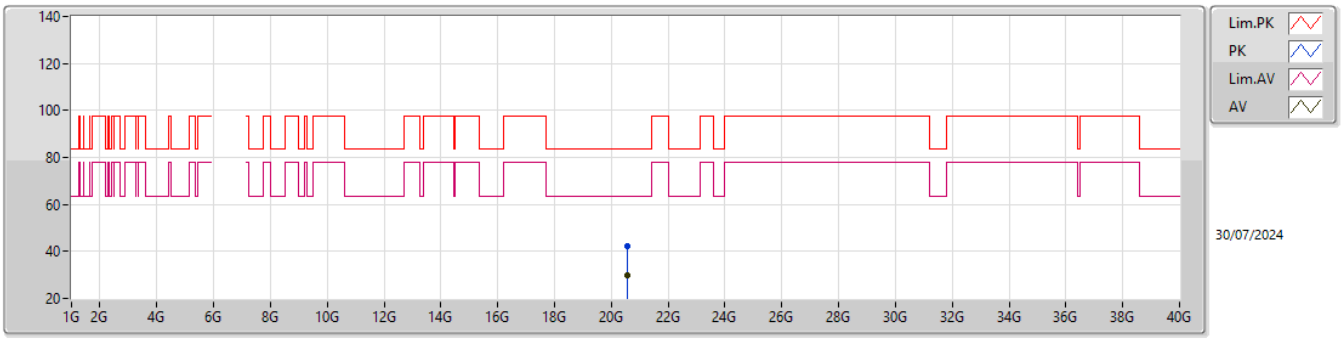

EUT Y_4TX
Setting 92
04-H-R-7

Type	Freq	Level	Limit	Margin	Raw	Dist	Condition	Azimuth	Height	Comment	AF	CL	PA
	(Hz)	(dBuV/m)	(dBuV/m)	(dB)	(dBuV)	(m)		(°)	(m)		(dB)	(dB)	(dB)
PK	20.5782G	42.02	83.54	-41.52	37.50	1	Vertical	232	1.52	-	37.96	15.66	49.10
AV	20.5731G	30.05	63.54	-33.49	25.54	1	Vertical	232	1.52	-	37.95	15.66	49.10

6.525-6.875GHz_802.11be EHT40-BF_Nss1,(MCS0)_4TX

6845MHz_TX

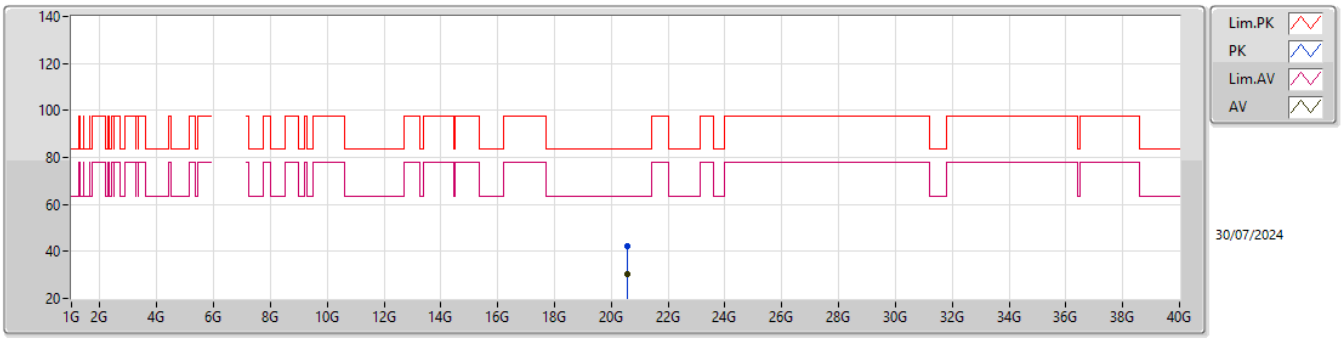

EUT Y_4TX
Setting 92
04-H-R-7

Type	Freq	Level	Limit	Margin	Raw	Dist	Condition	Azimuth	Height	Comment	AF	CL	PA
	(Hz)	(dBuV/m)	(dBuV/m)	(dB)	(dBuV)	(m)		(°)	(m)		(dB)	(dB)	(dB)
PK	20.5567G	42.37	83.54	-41.17	37.92	1	Horizontal	10	1.80	-	37.91	15.65	49.11
AV	20.5795G	30.09	63.54	-33.45	25.57	1	Horizontal	10	1.80	-	37.96	15.66	49.10

5.925-6.425GHz_802.11be EHT80-BF_Nss1,(MCS0)_4TX

5985MHz_TX

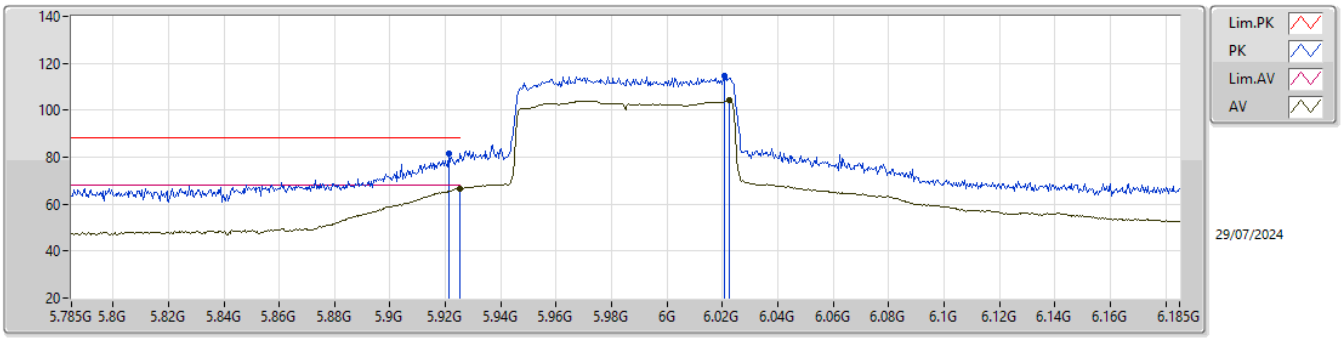

EUT Y_4TX
Setting 76
04-H-R-7-10

Type	Freq	Level	Limit	Margin	Raw	Dist	Condition	Azimuth	Height	Comment	AF	CL	PA
	(Hz)	(dBuV/m)	(dBuV/m)	(dB)	(dBuV)	(m)		(°)	(m)		(dB)	(dB)	(dB)
PK	5.9214G	81.65	88.20	-6.55	83.58	3	Vertical	196	1.27	-	34.83	6.31	43.07
RMS	5.925G	66.75	68.20	-1.45	68.66	3	Vertical	196	1.27	-	34.85	6.31	43.07
PK	6.0206G	114.53	Inf	-Inf	116.15	3	Vertical	196	1.27	-	35.00	6.40	43.02
RMS	6.0226G	104.39	Inf	-Inf	106.00	3	Vertical	196	1.27	-	35.00	6.41	43.02

5.925-6.425GHz_802.11be EHT80-BF_Nss1,(MCS0)_4TX

5985MHz_TX

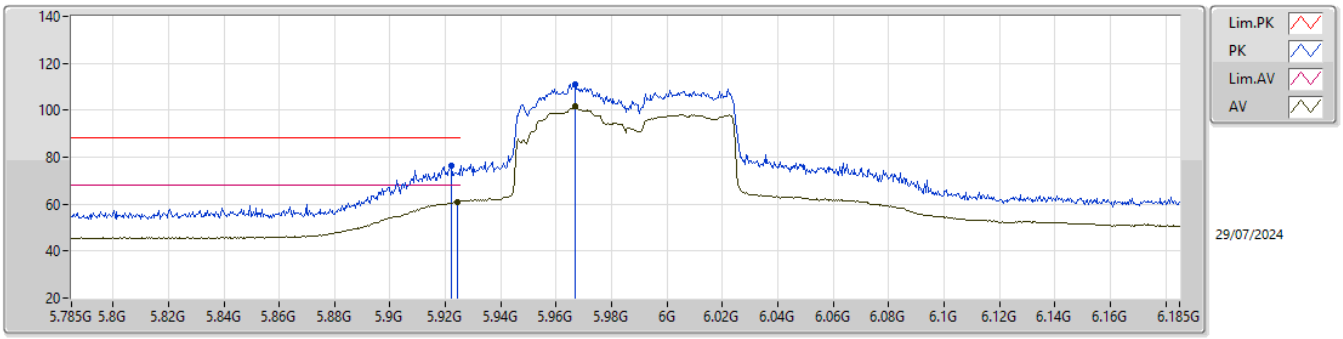

EUT Y_4TX
Setting 76
04-H-R-7-10

Type	Freq	Level	Limit	Margin	Raw	Dist	Condition	Azimuth	Height	Comment	AF	CL	PA
	(Hz)	(dBuV/m)	(dBuV/m)	(dB)	(dBuV)	(m)		(°)	(m)		(dB)	(dB)	(dB)
PK	5.9222G	76.16	88.20	-12.04	78.09	3	Horizontal	183	1.39	-	34.83	6.31	43.07
RMS	5.9242G	61.11	68.20	-7.09	63.02	3	Horizontal	183	1.39	-	34.85	6.31	43.07
PK	5.9666G	111.22	Inf	-Inf	112.92	3	Horizontal	183	1.39	-	35.00	6.35	43.05
RMS	5.967G	101.61	Inf	-Inf	103.31	3	Horizontal	183	1.39	-	35.00	6.35	43.05

5.925-6.425GHz_802.11be EHT80-BF_Nss1,(MCS0)_4TX

5985MHz_TX

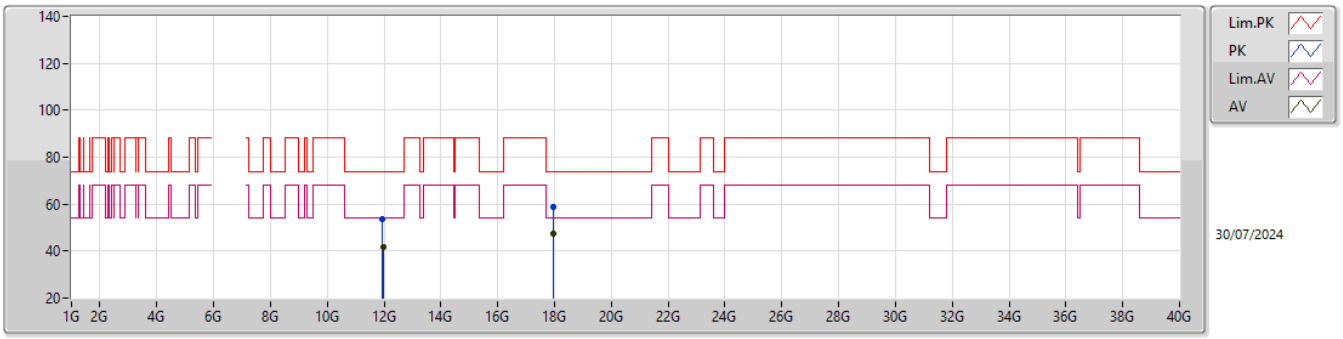

EUT Y_4TX
Setting 76
04-H-E-2

Type	Freq	Level	Limit	Margin	Raw	Dist	Condition	Azimuth	Height	Comment	AF	CL	PA
	(Hz)	(dBuV/m)	(dBuV/m)	(dB)	(dBuV)	(m)		(°)	(m)		(dB)	(dB)	(dB)
PK	11.9496G	53.62	74.00	-20.38	48.24	3	Vertical	257	2.63	-	38.60	9.70	42.92
AV	11.98165G	41.52	54.00	-12.48	36.10	3	Vertical	257	2.63	-	38.60	9.72	42.90
PK	17.9703G	58.76	74.00	-15.24	45.58	3	Vertical	139	2.05	-	41.60	13.04	41.46
AV	17.97225G	47.26	54.00	-6.74	34.08	3	Vertical	139	2.05	-	41.60	13.04	41.46

5.925-6.425GHz_802.11be EHT80-BF_Nss1,(MCS0)_4TX

5985MHz_TX

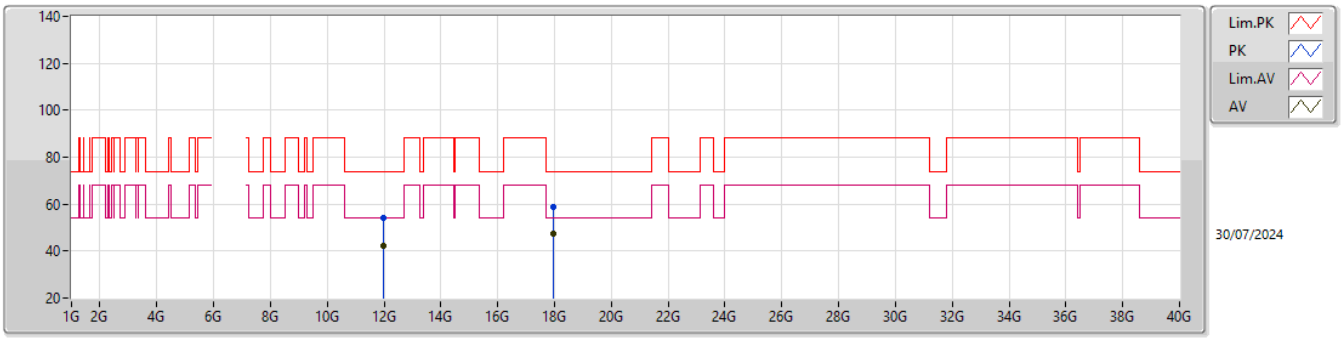

EUT Y_4TX
Setting 76
04-H-E-2

Type	Freq	Level	Limit	Margin	Raw	Dist	Condition	Azimuth	Height	Comment	AF	CL	PA
	(Hz)	(dBuV/m)	(dBuV/m)	(dB)	(dBuV)	(m)		(°)	(m)		(dB)	(dB)	(dB)
PK	11.982G	54.00	74.00	-20.00	48.58	3	Horizontal	280	1.80	-	38.60	9.72	42.90
AV	11.98505G	42.10	54.00	-11.90	36.68	3	Horizontal	280	1.80	-	38.60	9.72	42.90
PK	17.97735G	58.93	74.00	-15.07	45.74	3	Horizontal	209	1.80	-	41.60	13.04	41.45
AV	17.97545G	47.47	54.00	-6.53	34.28	3	Horizontal	209	1.80	-	41.60	13.04	41.45

5.925-6.425GHz_802.11be EHT80-BF_Nss1,(MCS0)_4TX

5985MHz_TX

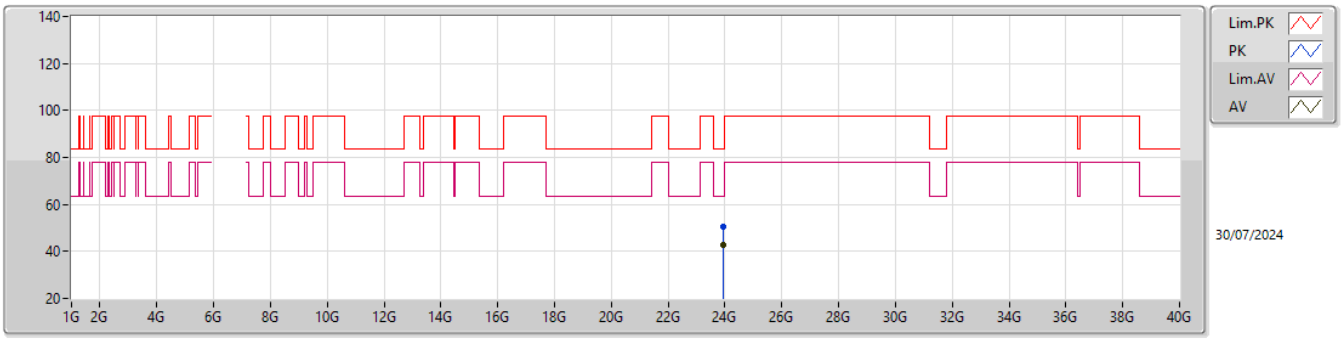

EUT Y_4TX
Setting 76
04-H-R-7

Type	Freq	Level	Limit	Margin	Raw	Dist	Condition	Azimuth	Height	Comment	AF	CL	PA
	(Hz)	(dBuV/m)	(dBuV/m)	(dB)	(dBuV)	(m)		(°)	(m)		(dB)	(dB)	(dB)
PK	23.9315G	50.62	83.54	-32.92	41.50	1	Vertical	289	1.86	-	38.86	17.38	47.12
AV	23.9248G	42.55	63.54	-20.99	33.45	1	Vertical	289	1.86	-	38.85	17.38	47.13

5.925-6.425GHz_802.11be EHT80-BF_Nss1,(MCS0)_4TX

5985MHz_TX

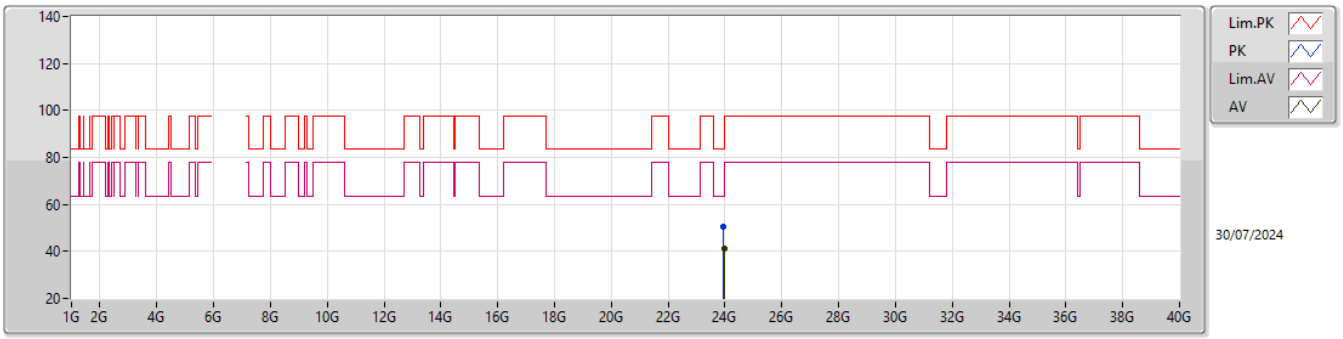

EUT Y_4TX
Setting 76
04-H-R-7

Type	Freq	Level	Limit	Margin	Raw	Dist	Condition	Azimuth	Height	Comment	AF	CL	PA
	(Hz)	(dBuV/m)	(dBuV/m)	(dB)	(dBuV)	(m)		(°)	(m)		(dB)	(dB)	(dB)
PK	23.9255G	50.76	83.54	-32.78	41.66	1	Horizontal	155	1.65	-	38.85	17.38	47.13
AV	23.9601G	41.34	63.54	-22.20	32.12	1	Horizontal	155	1.65	-	38.94	17.39	47.11

5.925-6.425GHz_802.11be EHT80-BF_Nss1,(MCS0)_4TX

6225MHz_TX

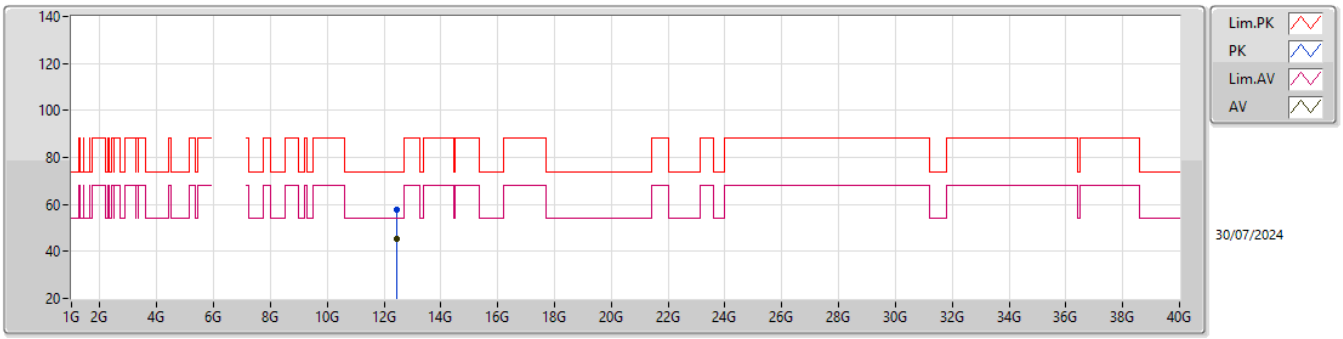

EUT Y_4TX
Setting 92
04-H-E-2

Type	Freq	Level	Limit	Margin	Raw	Dist	Condition	Azimuth	Height	Comment	AF	CL	PA
	(Hz)	(dBuV/m)	(dBuV/m)	(dB)	(dBuV)	(m)		(°)	(m)		(dB)	(dB)	(dB)
PK	12.4668G	57.55	74.00	-16.45	52.20	3	Vertical	175	2.94	-	38.50	9.91	43.06
AV	12.46865G	45.23	54.00	-8.77	39.88	3	Vertical	175	2.94	-	38.50	9.91	43.06

5.925-6.425GHz_802.11be EHT80-BF_Nss1,(MCS0)_4TX

6225MHz_TX

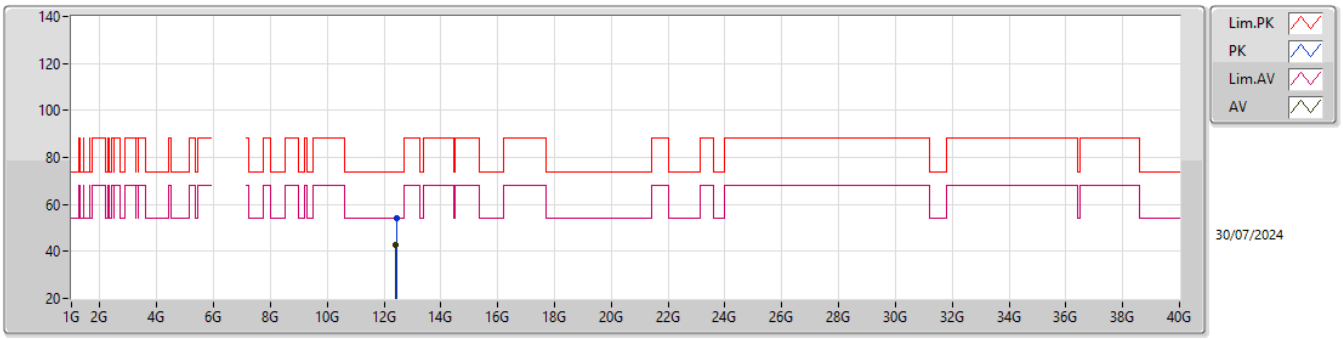

EUT Y_4TX
Setting 92
04-H-E-2

Type	Freq	Level	Limit	Margin	Raw	Dist	Condition	Azimuth	Height	Comment	AF	CL	PA
	(Hz)	(dBuV/m)	(dBuV/m)	(dB)	(dBuV)	(m)		(°)	(m)		(dB)	(dB)	(dB)
PK	12.46695G	54.38	74.00	-19.62	49.03	3	Horizontal	80	2.24	-	38.50	9.91	43.06
AV	12.42655G	42.56	54.00	-11.44	37.21	3	Horizontal	80	2.24	-	38.50	9.89	43.04

5.925-6.425GHz_802.11be EHT80-BF_Nss1,(MCS0)_4TX

6225MHz_TX

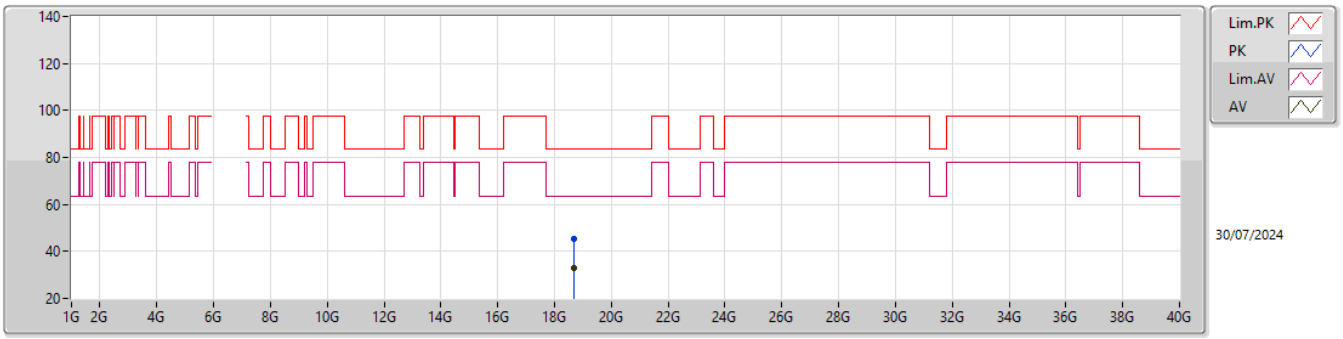

EUT Y_4TX
Setting 92
04-H-R-7

Type	Freq	Level	Limit	Margin	Raw	Dist	Condition	Azimuth	Height	Comment	AF	CL	PA
	(Hz)	(dBuV/m)	(dBuV/m)	(dB)	(dBuV)	(m)		(°)	(m)		(dB)	(dB)	(dB)
PK	18.6728G	45.19	83.54	-38.35	41.77	1	Vertical	198	1.81	-	37.71	15.27	49.56
AV	18.6724G	32.77	63.54	-30.77	29.35	1	Vertical	198	1.81	-	37.71	15.27	49.56

5.925-6.425GHz_802.11be EHT80-BF_Nss1,(MCS0)_4TX

6225MHz_TX

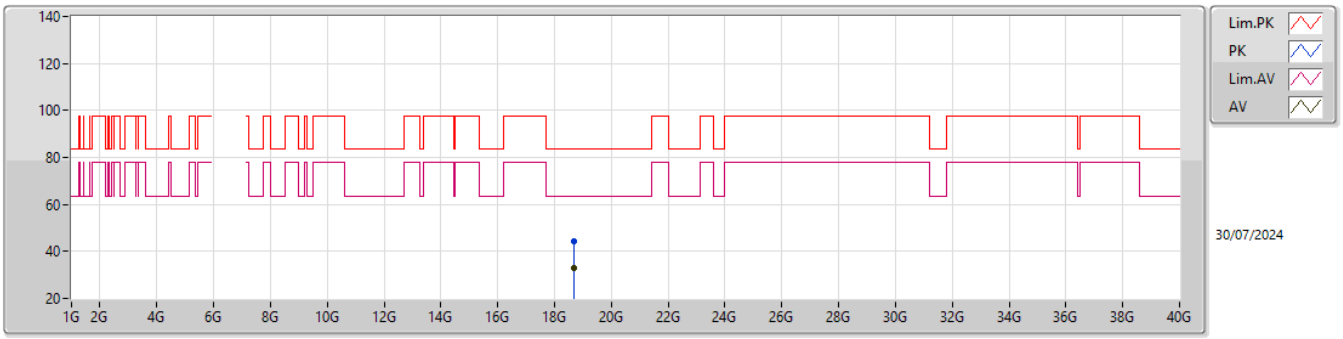

EUT Y_4TX
Setting 92
04-H-R-7

Type	Freq	Level	Limit	Margin	Raw	Dist	Condition	Azimuth	Height	Comment	AF	CL	PA
	(Hz)	(dBuV/m)	(dBuV/m)	(dB)	(dBuV)	(m)		(°)	(m)		(dB)	(dB)	(dB)
PK	18.6797G	44.38	83.54	-39.16	40.99	1	Horizontal	210	1.92	-	37.68	15.27	49.56
AV	18.6714G	32.78	63.54	-30.76	29.36	1	Horizontal	210	1.92	-	37.71	15.27	49.56

5.925-6.425GHz_802.11be EHT80-BF_Nss1,(MCS0)_4TX

6385MHz_TX

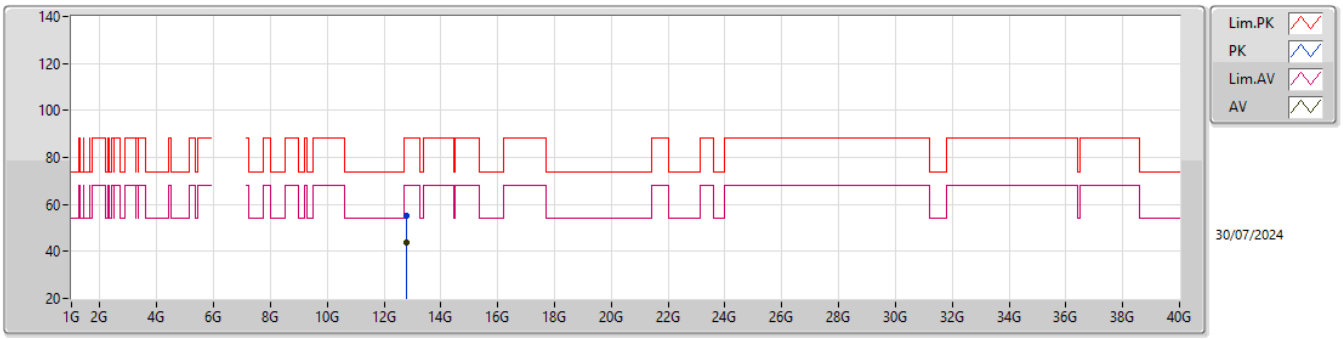

EUT Y_4TX
Setting 92
04-H-E-2

Type	Freq	Level	Limit	Margin	Raw	Dist	Condition	Azimuth	Height	Comment	AF	CL	PA
	(Hz)	(dBuV/m)	(dBuV/m)	(dB)	(dBuV)	(m)		(°)	(m)		(dB)	(dB)	(dB)
PK	12.78135G	55.42	88.20	-32.78	49.18	3	Vertical	193	3.00	-	38.93	10.03	42.72
RMS	12.78775G	43.81	68.20	-24.39	37.54	3	Vertical	193	3.00	-	38.95	10.03	42.71

5.925-6.425GHz_802.11be EHT80-BF_Nss1,(MCS0)_4TX

6385MHz_TX

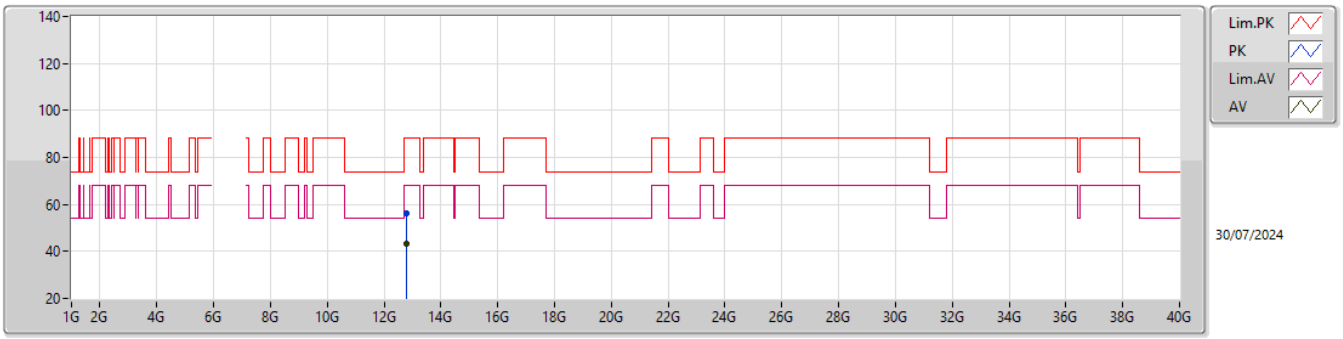

EUT Y_4TX
Setting 92
04-H-E-2

Type	Freq	Level	Limit	Margin	Raw	Dist	Condition	Azimuth	Height	Comment	AF	CL	PA
	(Hz)	(dBuV/m)	(dBuV/m)	(dB)	(dBuV)	(m)		(°)	(m)		(dB)	(dB)	(dB)
PK	12.7837G	56.02	88.20	-32.18	49.77	3	Horizontal	178	1.80	-	38.93	10.03	42.71
RMS	12.79495G	43.23	68.20	-24.97	36.91	3	Horizontal	178	1.80	-	38.98	10.04	42.70

5.925-6.425GHz_802.11be EHT80-BF_Nss1,(MCS0)_4TX

6385MHz_TX

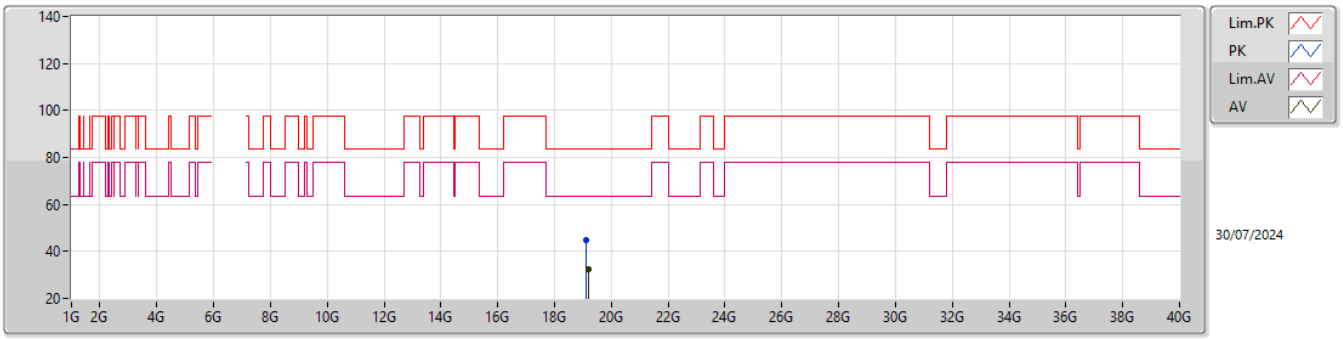

EUT Y_4TX
Setting 92
04-H-R-7

Type	Freq	Level	Limit	Margin	Raw	Dist	Condition	Azimuth	Height	Comment	AF	CL	PA
	(Hz)	(dBuV/m)	(dBuV/m)	(dB)	(dBuV)	(m)		(°)	(m)		(dB)	(dB)	(dB)
PK	19.1281G	44.67	83.54	-38.87	41.07	1	Vertical	195	1.92	-	37.79	15.24	49.43
AV	19.1997G	32.36	63.54	-31.18	28.60	1	Vertical	195	1.92	-	38.00	15.24	49.48

5.925-6.425GHz_802.11be EHT80-BF_Nss1,(MCS0)_4TX

6385MHz_TX

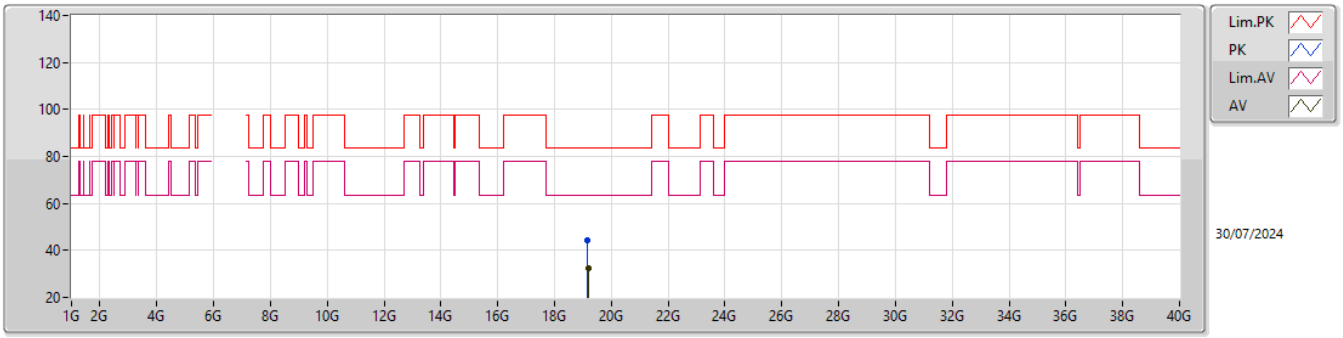

EUT Y_4TX
Setting 92
04-H-R-7

Type	Freq	Level	Limit	Margin	Raw	Dist	Condition	Azimuth	Height	Comment	AF	CL	PA
	(Hz)	(dBuV/m)	(dBuV/m)	(dB)	(dBuV)	(m)		(°)	(m)		(dB)	(dB)	(dB)
PK	19.1524G	44.33	83.54	-39.21	40.82	1	Horizontal	309	1.93	-	37.71	15.24	49.44
AV	19.201G	32.36	63.54	-31.18	28.60	1	Horizontal	309	1.93	-	38.00	15.24	49.48

6.525-6.875GHz_802.11be EHT80-BF_Nss1,(MCS0)_4TX

6625MHz_TX

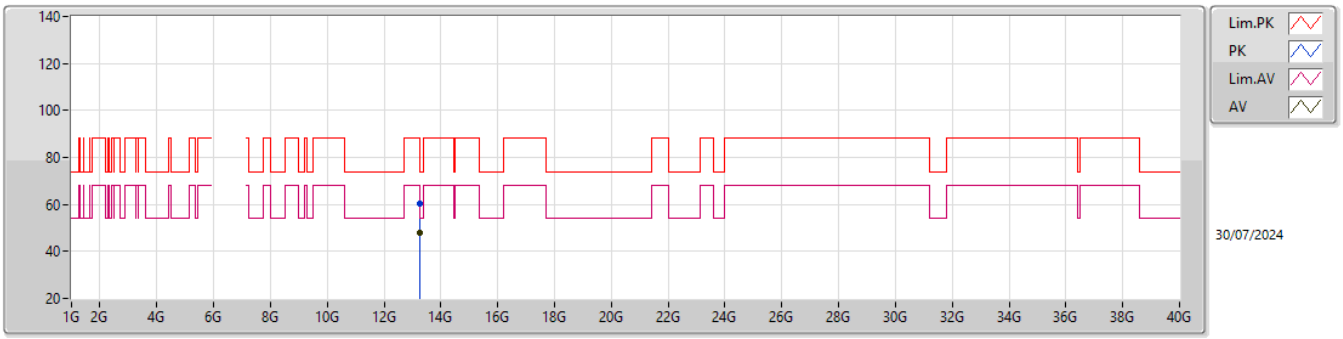

EUT Y_4TX
Setting 92
01-I-C-6

Type	Freq	Level	Limit	Margin	Raw	Dist	Condition	Azimuth	Height	Comment	AF	CL	PA
	(Hz)	(dBuV/m)	(dBuV/m)	(dB)	(dBuV)	(m)		(°)	(m)		(dB)	(dB)	(dB)
PK	13.25095G	60.31	74.00	-13.69	40.82	3	Vertical	4	1.80	-	39.20	11.60	31.31
AV	13.25375G	47.71	54.00	-6.29	28.20	3	Vertical	4	1.80	-	39.22	11.60	31.31

6.525-6.875GHz_802.11be EHT80-BF_Nss1,(MCS0)_4TX

6625MHz_TX

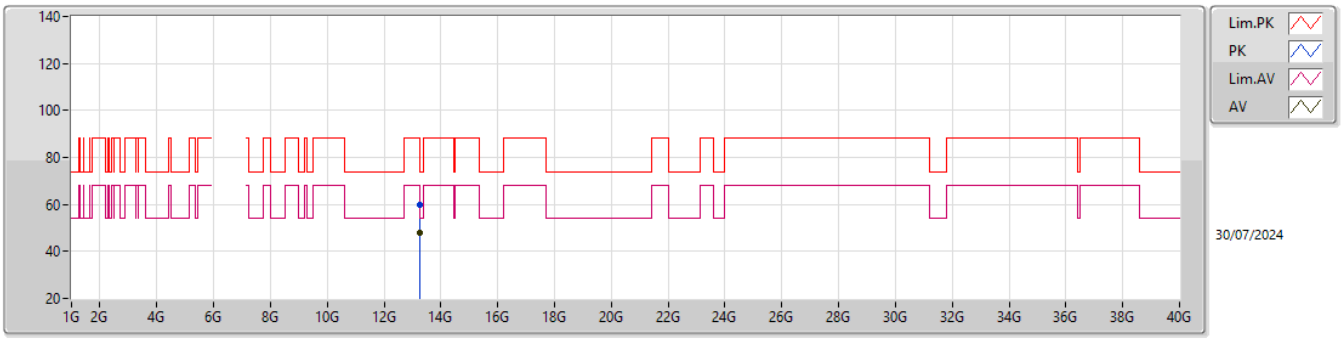

EUT Y_4TX
Setting 92
01-I-C-6

Type	Freq	Level	Limit	Margin	Raw	Dist	Condition	Azimuth	Height	Comment	AF	CL	PA
	(Hz)	(dBuV/m)	(dBuV/m)	(dB)	(dBuV)	(m)		(°)	(m)		(dB)	(dB)	(dB)
PK	13.2625G	59.73	74.00	-14.27	40.18	3	Horizontal	259	1.00	-	39.25	11.60	31.30
AV	13.25675G	47.68	54.00	-6.32	28.15	3	Horizontal	259	1.00	-	39.23	11.60	31.30

6.525-6.875GHz_802.11be EHT80-BF_Nss1,(MCS0)_4TX

6625MHz_TX

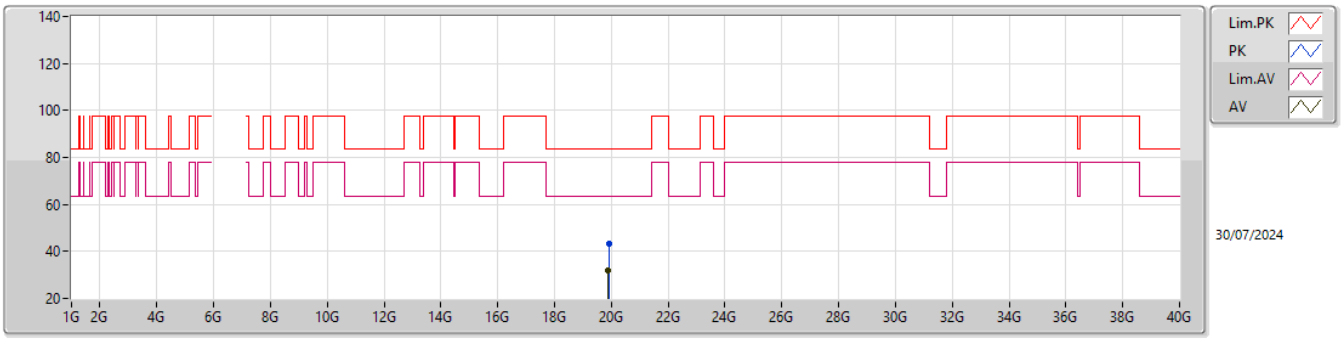

EUT Y_4TX
Setting 92
04-H-R-7

Type	Freq	Level	Limit	Margin	Raw	Dist	Condition	Azimuth	Height	Comment	AF	CL	PA
	(Hz)	(dBuV/m)	(dBuV/m)	(dB)	(dBuV)	(m)		(°)	(m)		(dB)	(dB)	(dB)
PK	19.9083G	43.37	83.54	-40.17	39.64	1	Vertical	260	1.65	-	37.88	15.20	49.35
AV	19.8794G	31.87	63.54	-31.67	28.25	1	Vertical	260	1.65	-	37.78	15.21	49.37

6.525-6.875GHz_802.11be EHT80-BF_Nss1,(MCS0)_4TX

6625MHz_TX

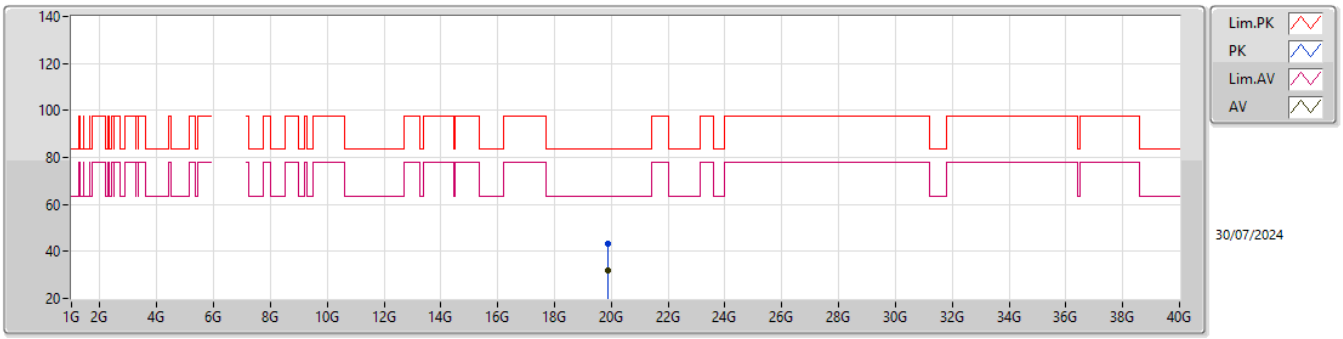

EUT Y_4TX
Setting 92
04-H-R-7

Type	Freq	Level	Limit	Margin	Raw	Dist	Condition	Azimuth	Height	Comment	AF	CL	PA
	(Hz)	(dBuV/m)	(dBuV/m)	(dB)	(dBuV)	(m)		(°)	(m)		(dB)	(dB)	(dB)
PK	19.8975G	43.45	83.54	-40.09	39.71	1	Horizontal	285	1.67	-	37.88	15.21	49.35
AV	19.886G	31.88	63.54	-31.66	28.21	1	Horizontal	285	1.67	-	37.82	15.21	49.36

6.525-6.875GHz_802.11be EHT80-BF_Nss1,(MCS0)_4TX

6705MHz_TX

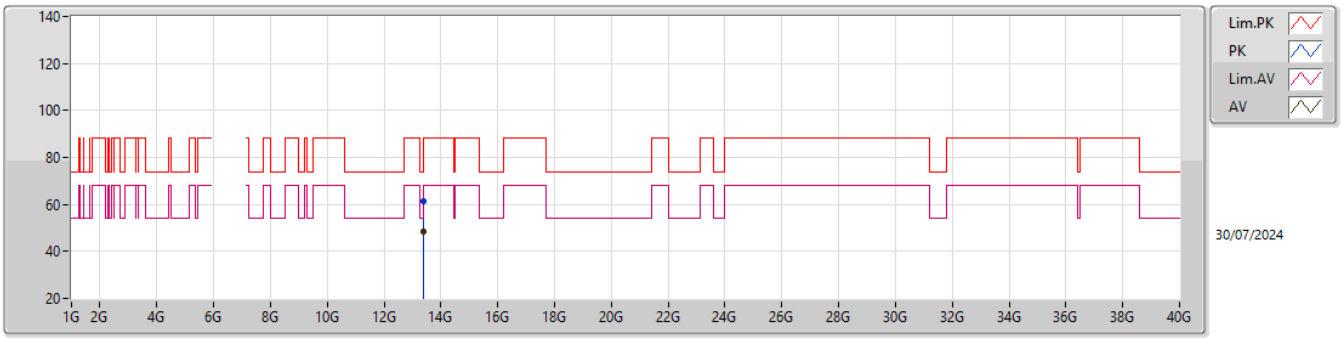

EUT Y_4TX
Setting 92
01-I-C-6

Type	Freq	Level	Limit	Margin	Raw	Dist	Condition	Azimuth	Height	Comment	AF	CL	PA
	(Hz)	(dBuV/m)	(dBuV/m)	(dB)	(dBuV)	(m)		(°)	(m)		(dB)	(dB)	(dB)
PK	13.38352G	61.25	74.00	-12.75	41.00	3	Vertical	13	1.80	-	39.77	11.65	31.17
AV	13.37004G	48.24	54.00	-5.76	28.04	3	Vertical	13	1.80	-	39.74	11.64	31.18

6.525-6.875GHz_802.11be EHT80-BF_Nss1,(MCS0)_4TX

6705MHz_TX

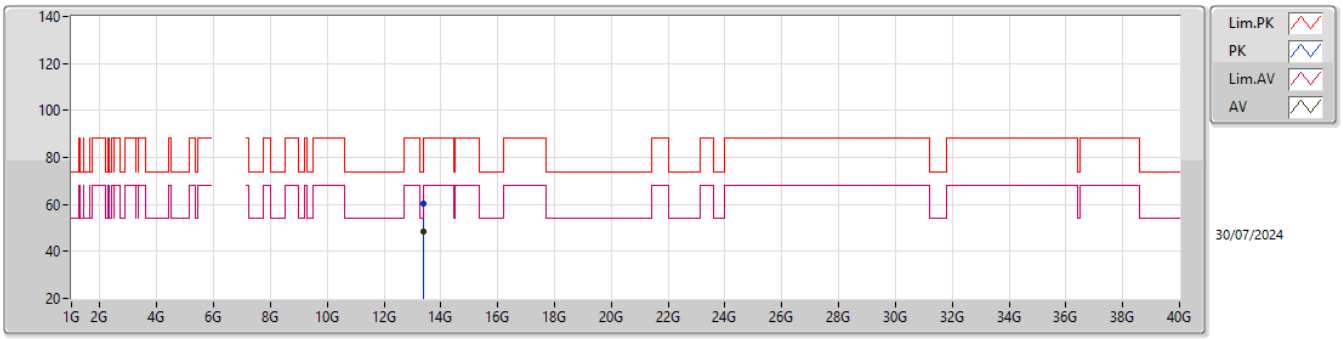

EUT Y_4TX
Setting 92
01-I-C-6

Type	Freq	Level	Limit	Margin	Raw	Dist	Condition	Azimuth	Height	Comment	AF	CL	PA
	(Hz)	(dBuV/m)	(dBuV/m)	(dB)	(dBuV)	(m)		(°)	(m)		(dB)	(dB)	(dB)
PK	13.37908G	60.58	74.00	-13.42	40.35	3	Horizontal	360	1.80	-	39.76	11.64	31.17
AV	13.36756G	48.24	54.00	-5.76	28.04	3	Horizontal	360	1.80	-	39.74	11.64	31.18

6.525-6.875GHz_802.11be EHT80-BF_Nss1,(MCS0)_4TX

6705MHz_TX

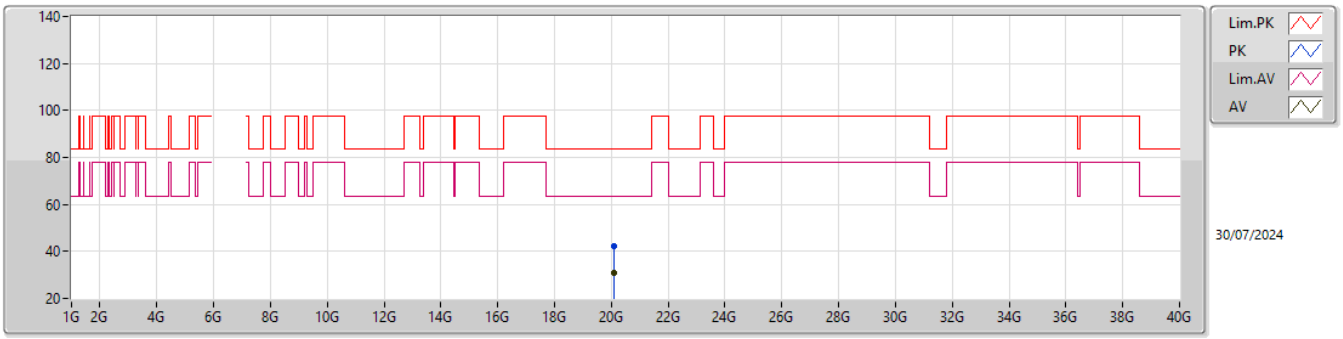

EUT Y_4TX
Setting 92
04-H-R-7

Type	Freq	Level	Limit	Margin	Raw	Dist	Condition	Azimuth	Height	Comment	AF	CL	PA
	(Hz)	(dBuV/m)	(dBuV/m)	(dB)	(dBuV)	(m)		(°)	(m)		(dB)	(dB)	(dB)
PK	20.0936G	42.47	83.54	-41.07	38.58	1	Vertical	63	1.70	-	37.87	15.27	49.25
AV	20.0814G	30.94	63.54	-32.60	27.09	1	Vertical	63	1.70	-	37.83	15.27	49.25

6.525-6.875GHz_802.11be EHT80-BF_Nss1,(MCS0)_4TX

6705MHz_TX

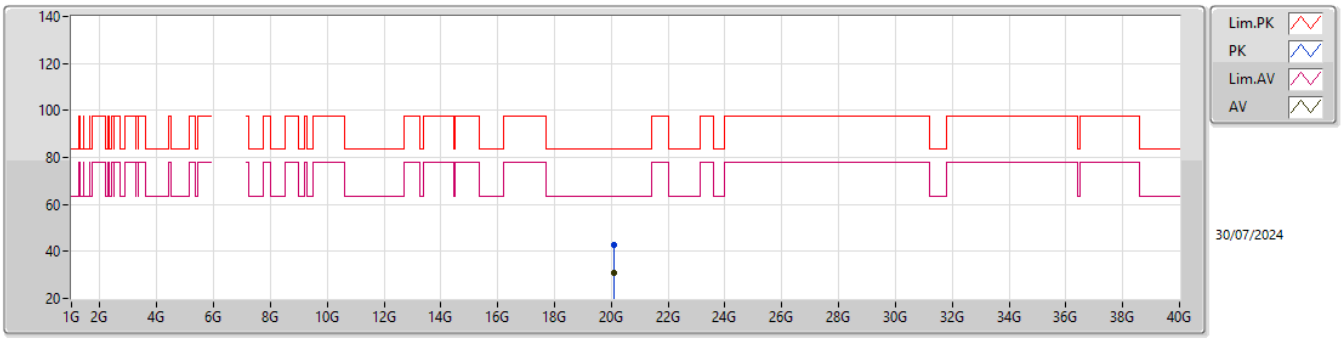

EUT Y_4TX
Setting 92
04-H-R-7

Type	Freq	Level	Limit	Margin	Raw	Dist	Condition	Azimuth	Height	Comment	AF	CL	PA
	(Hz)	(dBuV/m)	(dBuV/m)	(dB)	(dBuV)	(m)		(°)	(m)		(dB)	(dB)	(dB)
PK	20.0945G	42.84	83.54	-40.70	38.93	1	Horizontal	280	1.41	-	37.88	15.28	49.25
AV	20.0916G	30.92	63.54	-32.62	27.03	1	Horizontal	280	1.41	-	37.87	15.27	49.25

6.525-6.875GHz_802.11be EHT80-BF_Nss1,(MCS0)_4TX

6785MHz_TX

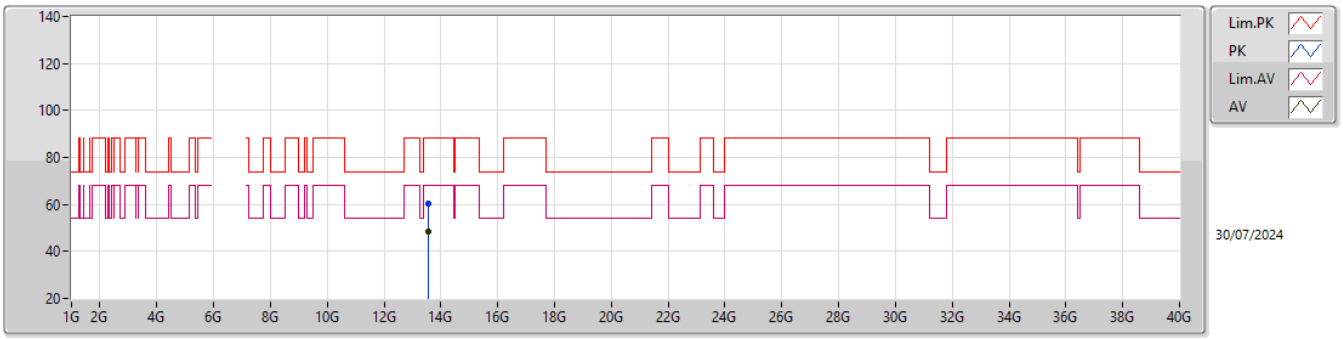

EUT Y_4TX
Setting 92
01-I-C-6

Type	Freq	Level	Limit	Margin	Raw	Dist	Condition	Azimuth	Height	Comment	AF	CL	PA
	(Hz)	(dBuV/m)	(dBuV/m)	(dB)	(dBuV)	(m)		(°)	(m)		(dB)	(dB)	(dB)
PK	13.5614G	60.57	88.20	-27.63	39.68	3	Vertical	159	1.63	-	40.25	11.71	31.07
RMS	13.5565G	48.48	68.20	-19.72	27.56	3	Vertical	159	1.63	-	40.27	11.71	31.06

6.525-6.875GHz_802.11be EHT80-BF_Nss1,(MCS0)_4TX

6785MHz_TX

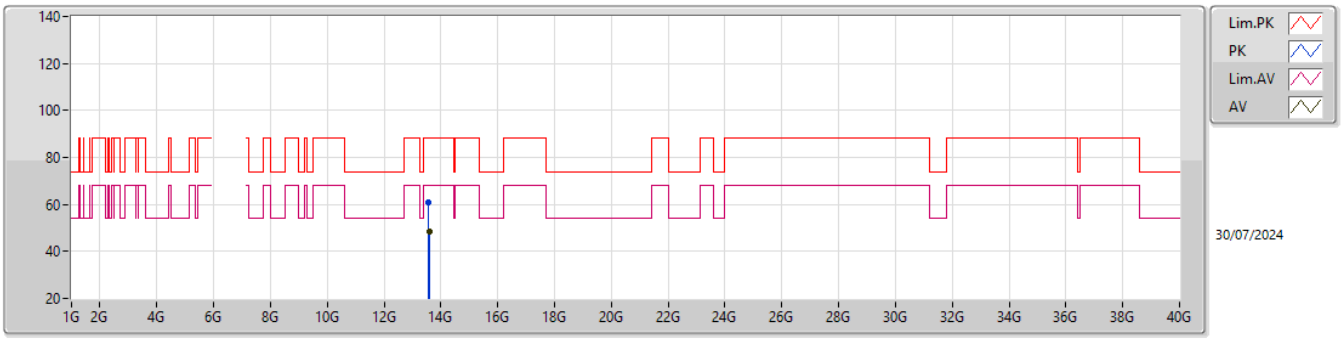

EUT Y_4TX
Setting 92
01-I-C-6

Type	Freq	Level	Limit	Margin	Raw	Dist	Condition	Azimuth	Height	Comment	AF	CL	PA
	(Hz)	(dBuV/m)	(dBuV/m)	(dB)	(dBuV)	(m)		(°)	(m)		(dB)	(dB)	(dB)
PK	13.5509G	60.92	88.20	-27.28	39.97	3	Horizontal	355	1.56	-	40.30	11.71	31.06
RMS	13.6085G	48.48	68.20	-19.72	27.74	3	Horizontal	355	1.56	-	40.10	11.73	31.09

6.525-6.875GHz_802.11be EHT80-BF_Nss1,(MCS0)_4TX

6785MHz_TX

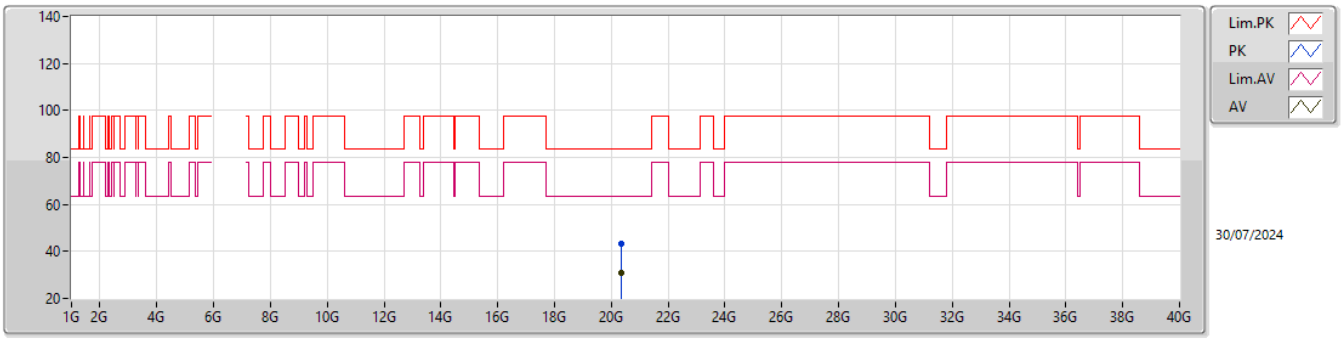

EUT Y_4TX
Setting 92
04-H-R-7

Type	Freq	Level	Limit	Margin	Raw	Dist	Condition	Azimuth	Height	Comment	AF	CL	PA
	(Hz)	(dBuV/m)	(dBuV/m)	(dB)	(dBuV)	(m)		(°)	(m)		(dB)	(dB)	(dB)
PK	20.3649G	43.06	83.54	-40.48	38.68	1	Vertical	51	1.49	-	38.07	15.49	49.18
AV	20.3496G	30.80	63.54	-32.74	26.40	1	Vertical	51	1.49	-	38.10	15.48	49.18

6.525-6.875GHz_802.11be EHT80-BF_Nss1,(MCS0)_4TX

6785MHz_TX

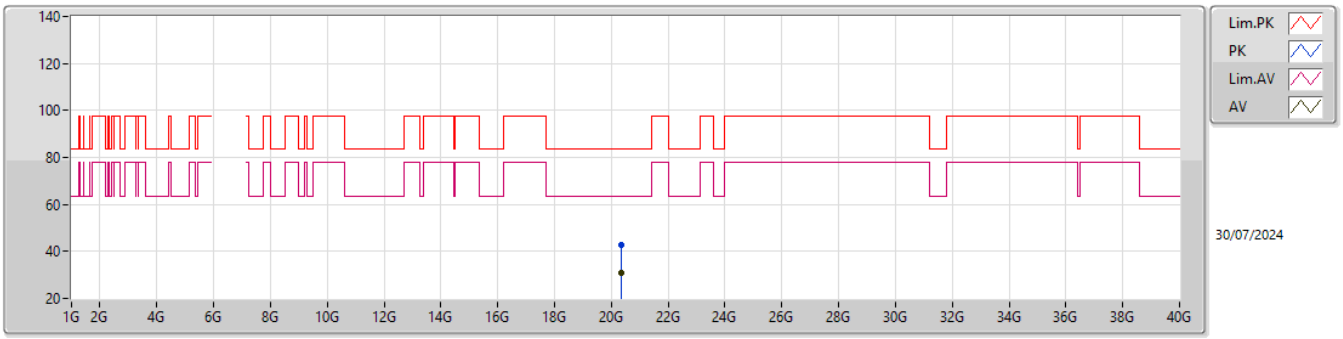

EUT Y_4TX
Setting 92
04-H-R-7

Type	Freq	Level	Limit	Margin	Raw	Dist	Condition	Azimuth	Height	Comment	AF	CL	PA
	(Hz)	(dBuV/m)	(dBuV/m)	(dB)	(dBuV)	(m)		(°)	(m)		(dB)	(dB)	(dB)
PK	20.3569G	42.54	83.54	-41.00	38.14	1	Horizontal	175	1.42	-	38.09	15.49	49.18
AV	20.3524G	30.78	63.54	-32.76	26.38	1	Horizontal	175	1.42	-	38.10	15.48	49.18

5.925-6.425GHz_802.11be EHT160-BF_Nss1,(MCS0)_4TX

6025MHz_TX

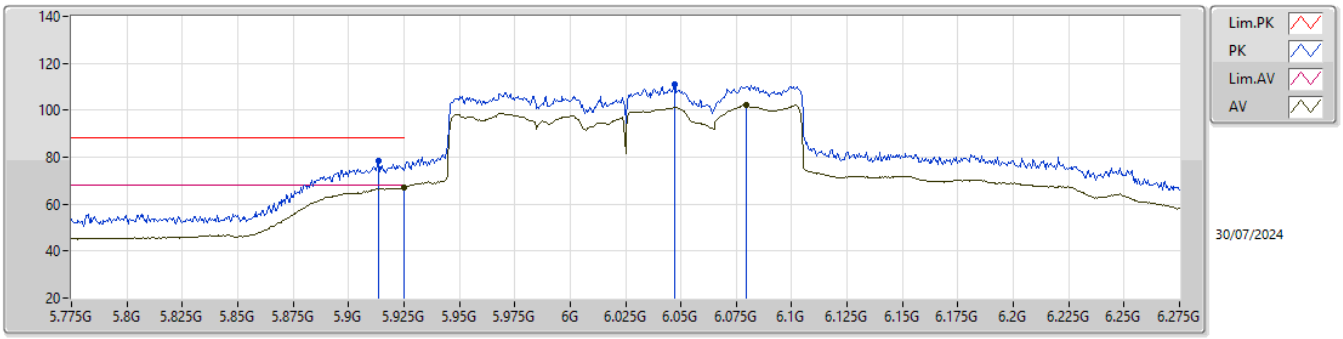

EUT Y_4TX
Setting 88
04-H-R-7-10

Type	Freq	Level	Limit	Margin	Raw	Dist	Condition	Azimuth	Height	Comment	AF	CL	PA
	(Hz)	(dBuV/m)	(dBuV/m)	(dB)	(dBuV)	(m)		(°)	(m)		(dB)	(dB)	(dB)
PK	5.9135G	78.20	88.20	-10.00	80.20	3	Vertical	121	3.00	-	34.78	6.30	43.08
RMS	5.925G	67.11	68.20	-1.09	69.02	3	Vertical	121	3.00	-	34.85	6.31	43.07
PK	6.047G	110.79	Inf	-Inf	112.37	3	Vertical	121	3.00	-	35.00	6.43	43.01
RMS	6.0795G	102.49	Inf	-Inf	103.96	3	Vertical	121	3.00	-	35.06	6.47	43.00

5.925-6.425GHz_802.11be EHT160-BF_Nss1,(MCS0)_4TX

6025MHz_TX

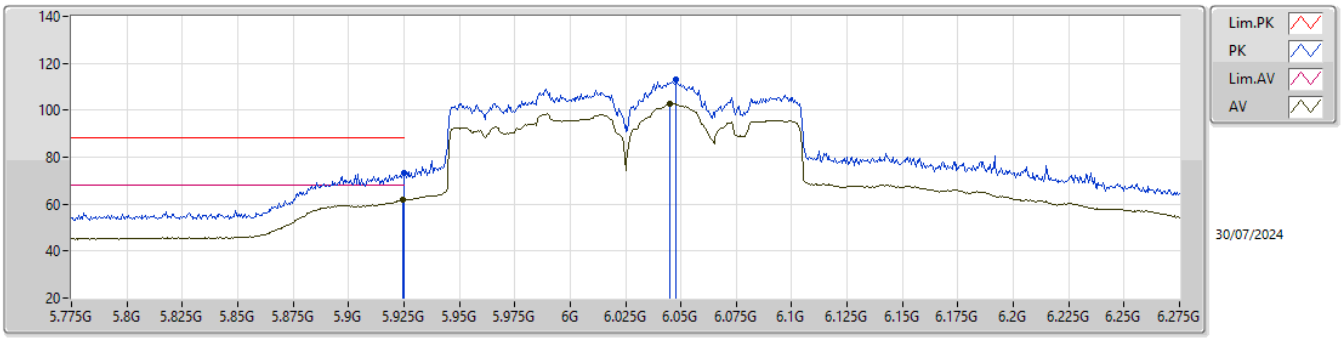

EUT Y_4TX
Setting 88
04-H-R-7-10

Type	Freq	Level	Limit	Margin	Raw	Dist	Condition	Azimuth	Height	Comment	AF	CL	PA
	(Hz)	(dBuV/m)	(dBuV/m)	(dB)	(dBuV)	(m)		(°)	(m)		(dB)	(dB)	(dB)
PK	5.925G	73.05	88.20	-15.15	74.96	3	Horizontal	314	2.94	-	34.85	6.31	43.07
RMS	5.9245G	61.75	68.20	-6.45	63.66	3	Horizontal	314	2.94	-	34.85	6.31	43.07
PK	6.048G	113.03	Inf	-Inf	114.60	3	Horizontal	314	2.94	-	35.00	6.44	43.01
RMS	6.045G	102.86	Inf	-Inf	104.44	3	Horizontal	314	2.94	-	35.00	6.43	43.01

5.925-6.425GHz_802.11be EHT160-BF_Nss1,(MCS0)_4TX

6025MHz_TX

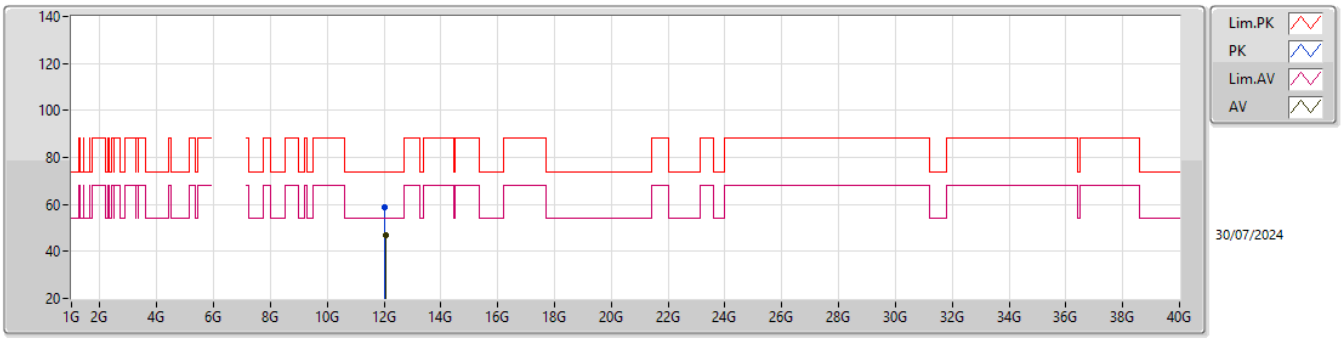

EUT Y_4TX
Setting 88
01-I-C-6

Type	Freq	Level	Limit	Margin	Raw	Dist	Condition	Azimuth	Height	Comment	AF	CL	PA
	(Hz)	(dBuV/m)	(dBuV/m)	(dB)	(dBuV)	(m)		(°)	(m)		(dB)	(dB)	(dB)
PK	12.0408G	58.84	74.00	-15.16	41.18	3	Vertical	229	2.00	-	39.26	11.14	32.74
AV	12.0734G	47.08	54.00	-6.92	29.32	3	Vertical	229	2.00	-	39.30	11.15	32.69

5.925-6.425GHz_802.11be EHT160-BF_Nss1,(MCS0)_4TX

6025MHz_TX

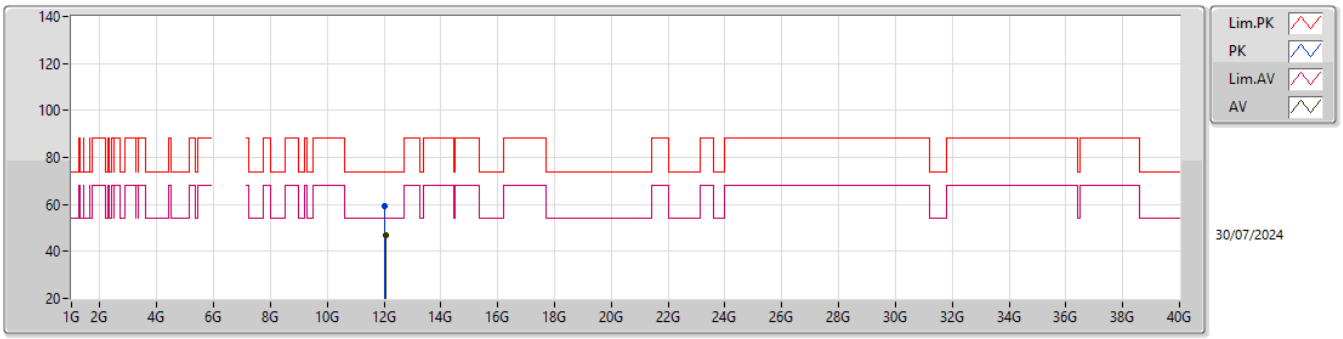

EUT Y_4TX
Setting 88
01-I-C-6

Type	Freq	Level	Limit	Margin	Raw	Dist	Condition	Azimuth	Height	Comment	AF	CL	PA
	(Hz)	(dBuV/m)	(dBuV/m)	(dB)	(dBuV)	(m)		(°)	(m)		(dB)	(dB)	(dB)
PK	12.0311G	59.21	74.00	-14.79	41.62	3	Horizontal	88	1.71	-	39.22	11.13	32.76
AV	12.0755G	47.11	54.00	-6.89	29.35	3	Horizontal	88	1.71	-	39.30	11.15	32.69

5.925-6.425GHz_802.11be EHT160-BF_Nss1,(MCS0)_4TX

6025MHz_TX

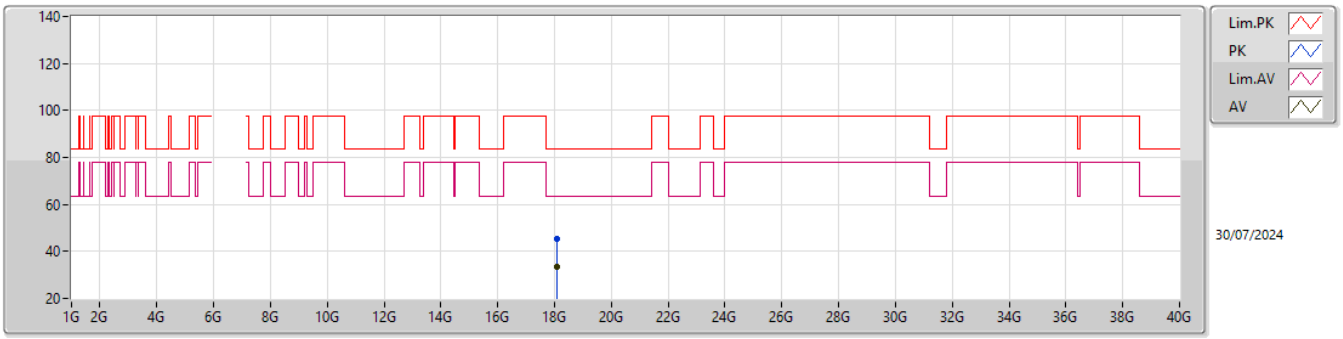

EUT Y_4TX
Setting 88
04-H-R-7

Type	Freq	Level	Limit	Margin	Raw	Dist	Condition	Azimuth	Height	Comment	AF	CL	PA
	(Hz)	(dBuV/m)	(dBuV/m)	(dB)	(dBuV)	(m)		(°)	(m)		(dB)	(dB)	(dB)
PK	18.1005G	45.16	83.54	-38.38	41.76	1	Vertical	101	1.39	-	37.60	15.29	49.49
AV	18.084G	33.23	63.54	-30.31	29.87	1	Vertical	101	1.39	-	37.54	15.30	49.48

5.925-6.425GHz_802.11be EHT160-BF_Nss1,(MCS0)_4TX

6025MHz_TX

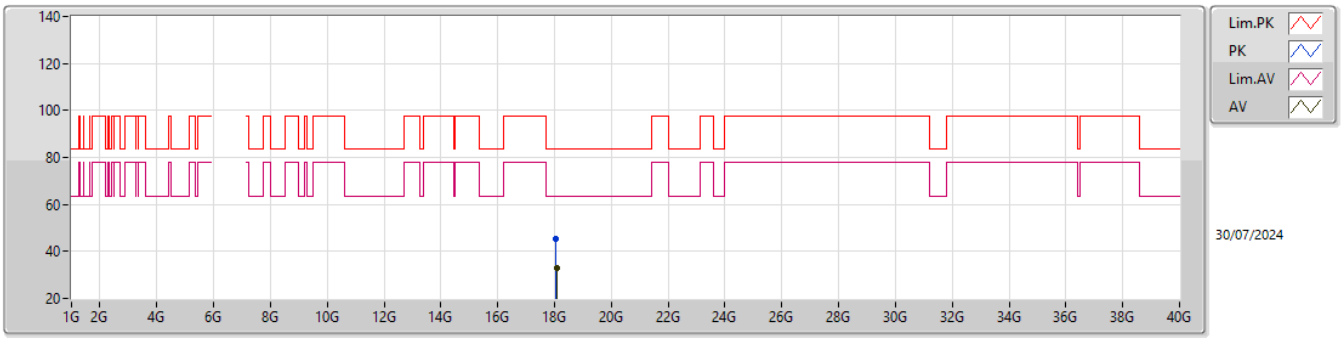

EUT Y_4TX
Setting 88
04-H-R-7

Type	Freq	Level	Limit	Margin	Raw	Dist	Condition	Azimuth	Height	Comment	AF	CL	PA
	(Hz)	(dBuV/m)	(dBuV/m)	(dB)	(dBuV)	(m)		(°)	(m)		(dB)	(dB)	(dB)
PK	18.0536G	45.35	83.54	-38.19	42.11	1	Horizontal	110	1.84	-	37.41	15.30	49.47
AV	18.078G	33.15	63.54	-30.39	29.82	1	Horizontal	110	1.84	-	37.51	15.30	49.48

5.925-6.425GHz_802.11be EHT160-BF_Nss1,(MCS0)_4TX

6185MHz_TX

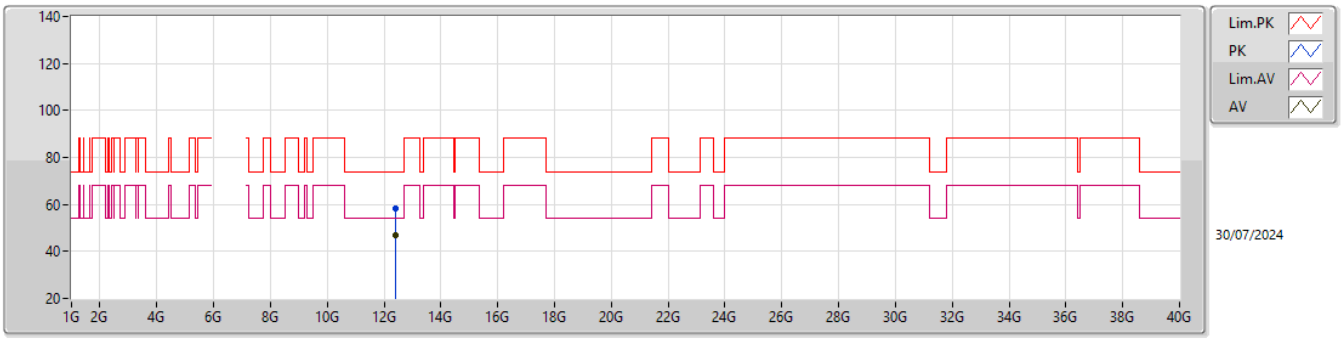

EUT Y_4TX
Setting 92
01-I-C-6

Type	Freq	Level	Limit	Margin	Raw	Dist	Condition	Azimuth	Height	Comment	AF	CL	PA
	(Hz)	(dBuV/m)	(dBuV/m)	(dB)	(dBuV)	(m)		(°)	(m)		(dB)	(dB)	(dB)
PK	12.4087G	58.02	74.00	-15.98	40.20	3	Vertical	166	1.75	-	38.75	11.28	32.21
AV	12.3875G	46.86	54.00	-7.14	29.01	3	Vertical	166	1.75	-	38.82	11.27	32.24

5.925-6.425GHz_802.11be EHT160-BF_Nss1,(MCS0)_4TX

6185MHz_TX

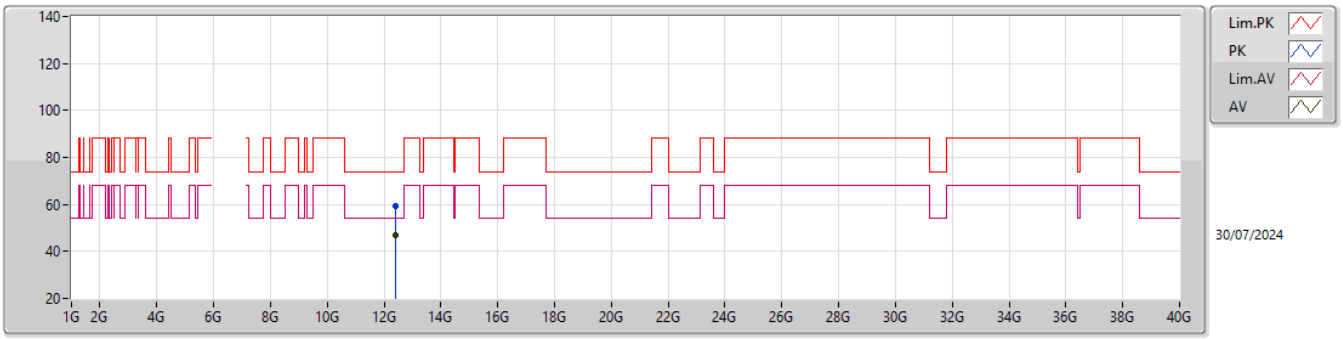

EUT Y_4TX
Setting 92
01-I-C-6

Type	Freq	Level	Limit	Margin	Raw	Dist	Condition	Azimuth	Height	Comment	AF	CL	PA
	(Hz)	(dBuV/m)	(dBuV/m)	(dB)	(dBuV)	(m)		(°)	(m)		(dB)	(dB)	(dB)
PK	12.3949G	59.14	74.00	-14.86	41.29	3	Horizontal	175	1.54	-	38.81	11.27	32.23
AV	12.3871G	46.95	54.00	-7.05	29.09	3	Horizontal	175	1.54	-	38.83	11.27	32.24

5.925-6.425GHz_802.11be EHT160-BF_Nss1,(MCS0)_4TX

6185MHz_TX

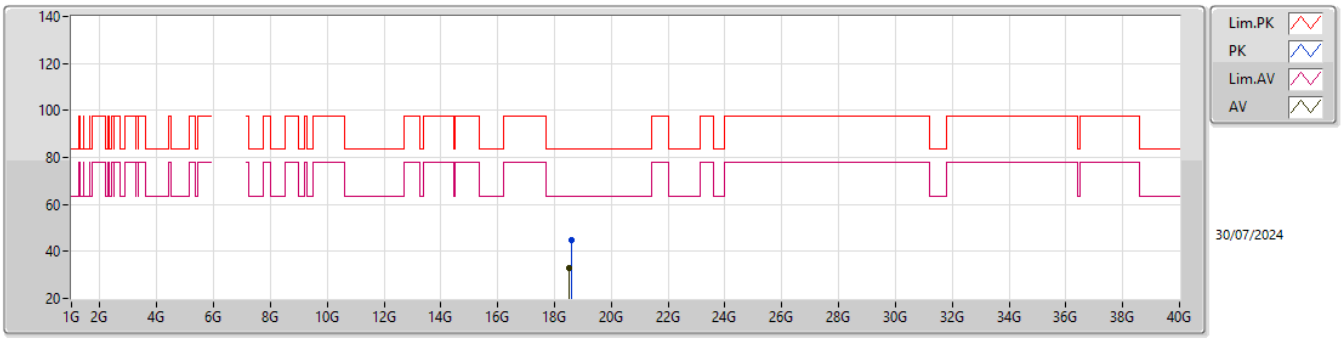

EUT Y_4TX
Setting 92
04-H-R-7

Type	Freq	Level	Limit	Margin	Raw	Dist	Condition	Azimuth	Height	Comment	AF	CL	PA
	(Hz)	(dBuV/m)	(dBuV/m)	(dB)	(dBuV)	(m)		(°)	(m)		(dB)	(dB)	(dB)
PK	18.5932G	44.93	83.54	-38.61	41.58	1	Vertical	271	1.84	-	37.70	15.27	49.62
AV	18.5051G	32.90	63.54	-30.64	29.43	1	Vertical	271	1.84	-	37.88	15.27	49.68

5.925-6.425GHz_802.11be EHT160-BF_Nss1,(MCS0)_4TX

6185MHz_TX

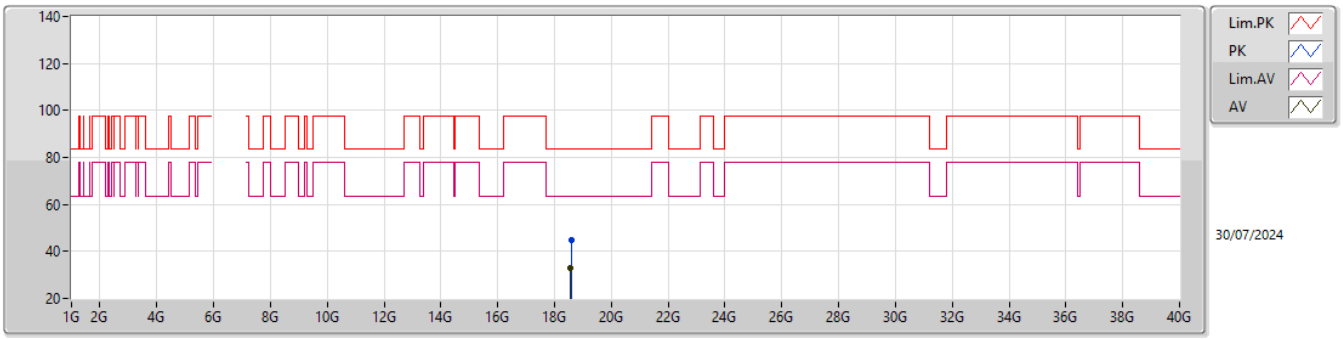

EUT Y_4TX
Setting 92
04-H-R-7

Type	Freq	Level	Limit	Margin	Raw	Dist	Condition	Azimuth	Height	Comment	AF	CL	PA
	(Hz)	(dBuV/m)	(dBuV/m)	(dB)	(dBuV)	(m)		(°)	(m)		(dB)	(dB)	(dB)
PK	18.5875G	44.77	83.54	-38.77	41.42	1	Horizontal	224	1.44	-	37.70	15.27	49.62
AV	18.5676G	32.72	63.54	-30.82	29.38	1	Horizontal	224	1.44	-	37.70	15.27	49.63

5.925-6.425GHz_802.11be EHT160-BF_Nss1,(MCS0)_4TX

6345MHz_TX

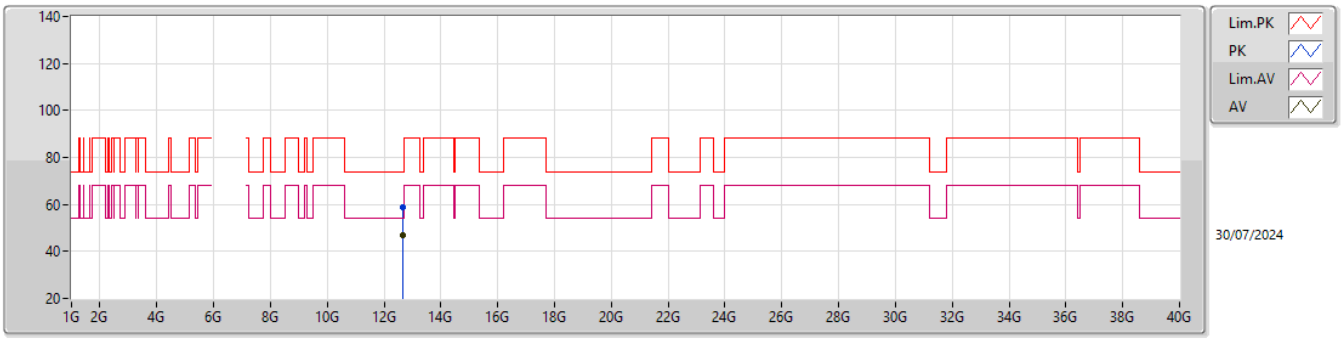

EUT Y_4TX
Setting 92
01-I-C-6

Type	Freq	Level	Limit	Margin	Raw	Dist	Condition	Azimuth	Height	Comment	AF	CL	PA
	(Hz)	(dBuV/m)	(dBuV/m)	(dB)	(dBuV)	(m)		(°)	(m)		(dB)	(dB)	(dB)
PK	12.6532G	58.55	74.00	-15.45	40.31	3	Vertical	165	1.98	-	38.80	11.37	31.93
AV	12.6572G	46.95	54.00	-7.05	28.70	3	Vertical	165	1.98	-	38.80	11.37	31.92

5.925-6.425GHz_802.11be EHT160-BF_Nss1,(MCS0)_4TX

6345MHz_TX

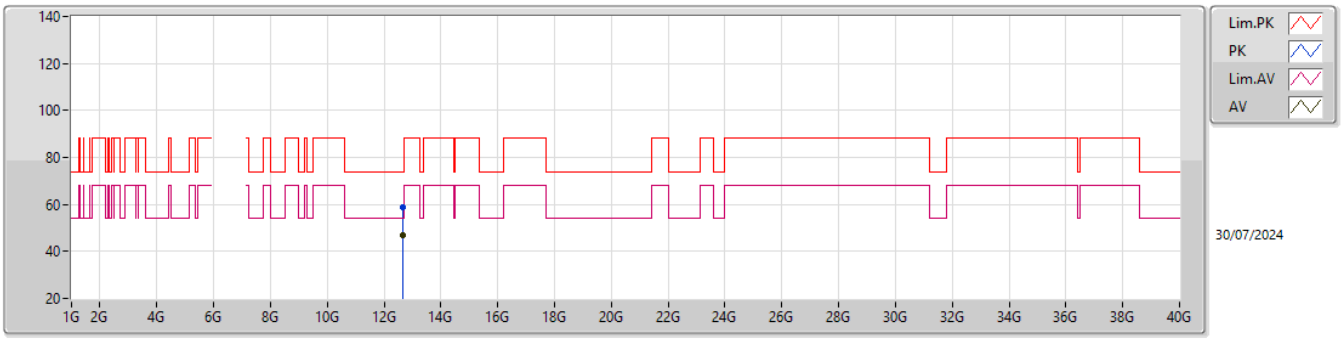

EUT Y_4TX
Setting 92
01-I-C-6

Type	Freq	Level	Limit	Margin	Raw	Dist	Condition	Azimuth	Height	Comment	AF	CL	PA
	(Hz)	(dBuV/m)	(dBuV/m)	(dB)	(dBuV)	(m)		(°)	(m)		(dB)	(dB)	(dB)
PK	12.6658G	58.55	74.00	-15.45	40.29	3	Horizontal	177	1.61	-	38.80	11.37	31.91
AV	12.6657G	46.92	54.00	-7.08	28.66	3	Horizontal	177	1.61	-	38.80	11.37	31.91

5.925-6.425GHz_802.11be EHT160-BF_Nss1,(MCS0)_4TX

6345MHz_TX

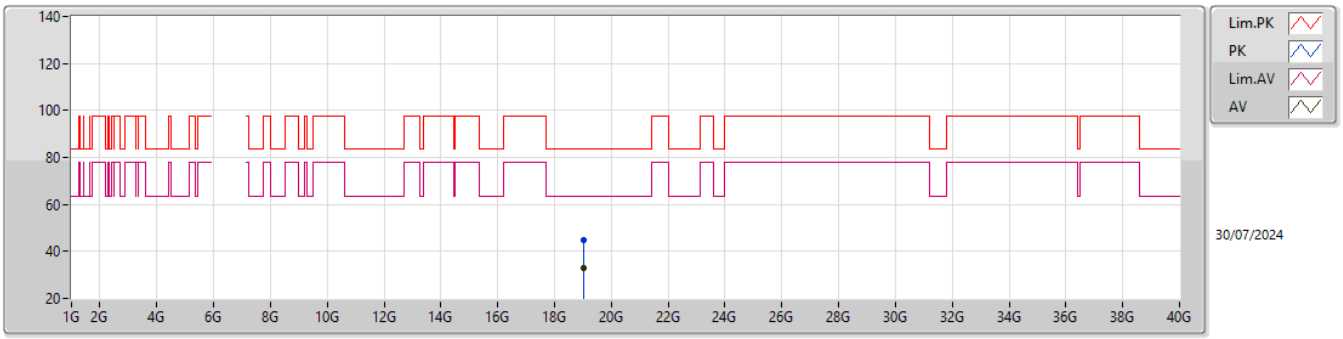

EUT Y_4TX
Setting 92
04-H-R-7

Type	Freq	Level	Limit	Margin	Raw	Dist	Condition	Azimuth	Height	Comment	AF	CL	PA
	(Hz)	(dBuV/m)	(dBuV/m)	(dB)	(dBuV)	(m)		(°)	(m)		(dB)	(dB)	(dB)
PK	19.039G	44.63	83.54	-38.91	40.85	1	Vertical	198	1.58	-	37.90	15.25	49.37
AV	19.0475G	32.72	63.54	-30.82	28.94	1	Vertical	198	1.58	-	37.90	15.25	49.37

5.925-6.425GHz_802.11be EHT160-BF_Nss1,(MCS0)_4TX

6345MHz_TX

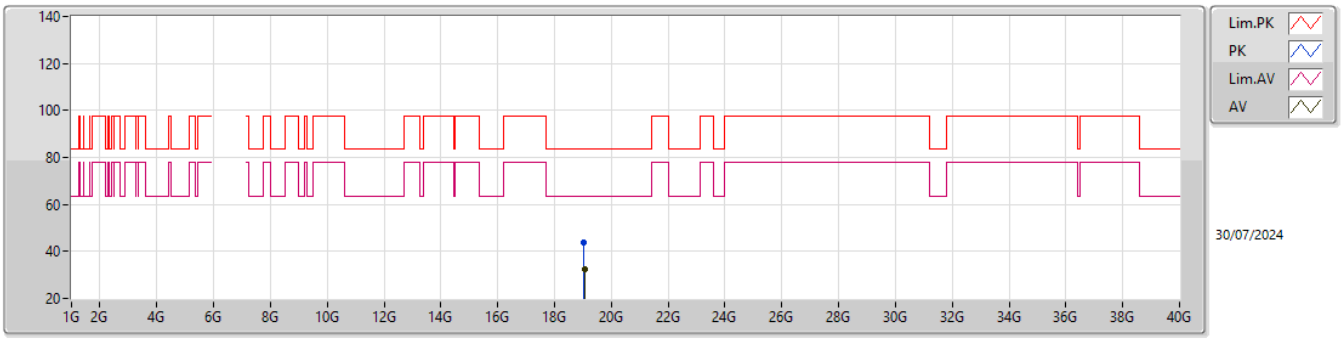

EUT Y_4TX
Setting 92
04-H-R-7

Type	Freq	Level	Limit	Margin	Raw	Dist	Condition	Azimuth	Height	Comment	AF	CL	PA
	(Hz)	(dBuV/m)	(dBuV/m)	(dB)	(dBuV)	(m)		(°)	(m)		(dB)	(dB)	(dB)
PK	19.0244G	44.03	83.54	-39.51	40.24	1	Horizontal	88	1.71	-	37.90	15.25	49.36
AV	19.055G	32.64	63.54	-30.90	28.87	1	Horizontal	88	1.71	-	37.90	15.25	49.38

6.525-6.875GHz_802.11be EHT160-BF_Nss1,(MCS0)_4TX

6665MHz_TX

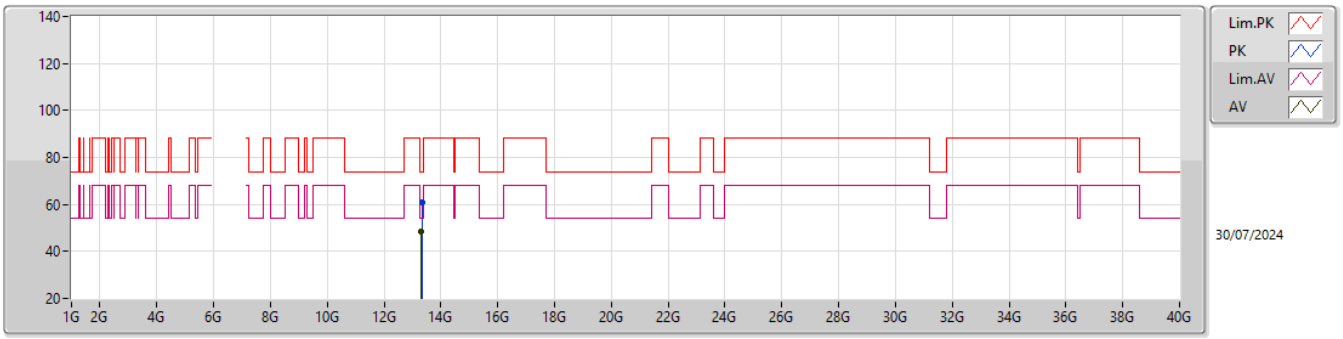

EUT Y_4TX
Setting 92
01-I-C-6

Type	Freq	Level	Limit	Margin	Raw	Dist	Condition	Azimuth	Height	Comment	AF	CL	PA
	(Hz)	(dBuV/m)	(dBuV/m)	(dB)	(dBuV)	(m)		(°)	(m)		(dB)	(dB)	(dB)
PK	13.3376G	60.92	74.00	-13.08	40.88	3	Vertical	149	1.83	-	39.63	11.63	31.22
AV	13.2883G	48.32	54.00	-5.68	28.63	3	Vertical	149	1.83	-	39.35	11.61	31.27

6.525-6.875GHz_802.11be EHT160-BF_Nss1,(MCS0)_4TX

6665MHz_TX

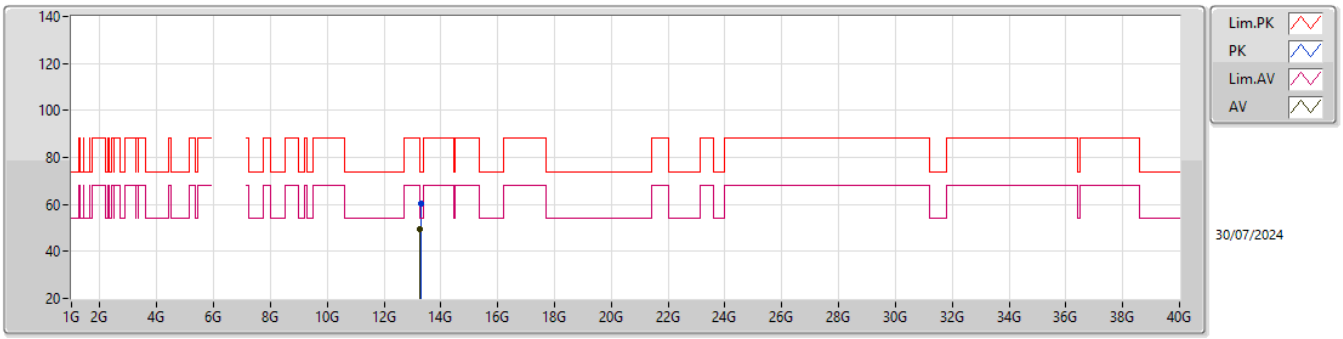

EUT Y_4TX
Setting 92
01-I-C-6

Type	Freq	Level	Limit	Margin	Raw	Dist	Condition	Azimuth	Height	Comment	AF	CL	PA
	(Hz)	(dBuV/m)	(dBuV/m)	(dB)	(dBuV)	(m)		(°)	(m)		(dB)	(dB)	(dB)
PK	13.3052G	60.11	74.00	-13.89	40.31	3	Horizontal	313	1.57	-	39.43	11.62	31.25
AV	13.2808G	49.40	54.00	-4.60	29.75	3	Horizontal	313	1.57	-	39.32	11.61	31.28

6.525-6.875GHz_802.11be EHT160-BF_Nss1,(MCS0)_4TX

6665MHz_TX

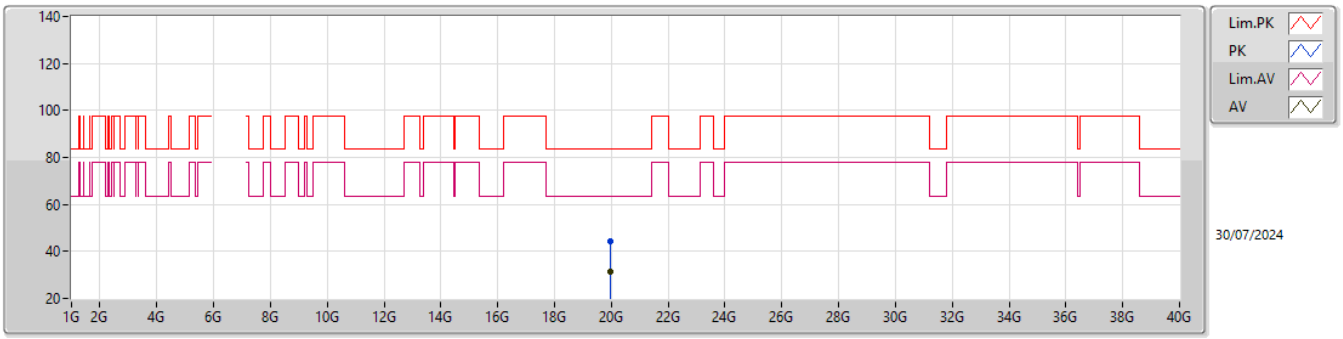

EUT Y_4TX
Setting 92
04-H-R-7

Type	Freq	Level	Limit	Margin	Raw	Dist	Condition	Azimuth	Height	Comment	AF	CL	PA
	(Hz)	(dBuV/m)	(dBuV/m)	(dB)	(dBuV)	(m)		(°)	(m)		(dB)	(dB)	(dB)
PK	19.9519G	44.15	83.54	-39.39	40.46	1	Vertical	313	1.44	-	37.80	15.20	49.31
AV	19.946G	31.26	63.54	-32.28	27.56	1	Vertical	313	1.44	-	37.81	15.20	49.31

6.525-6.875GHz_802.11be EHT160-BF_Nss1,(MCS0)_4TX

6665MHz_TX

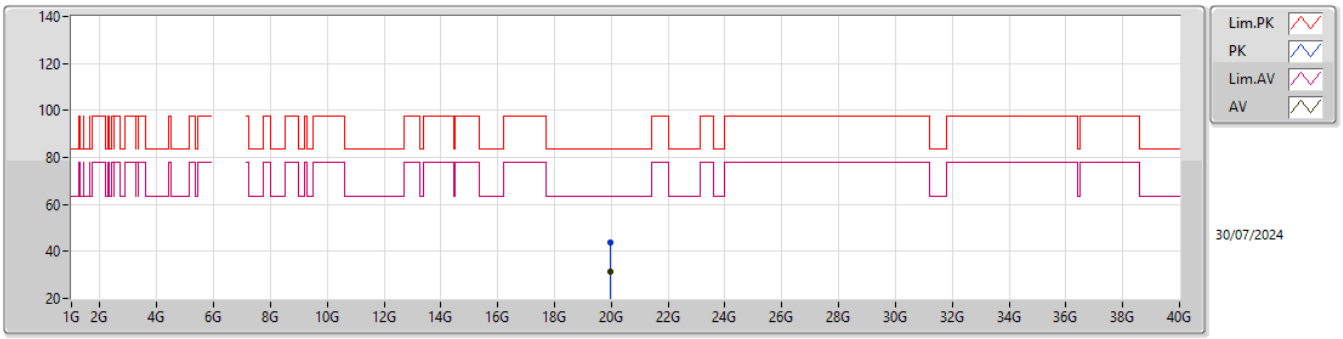

EUT Y_4TX
Setting 92
04-H-R-7

Type	Freq	Level	Limit	Margin	Raw	Dist	Condition	Azimuth	Height	Comment	AF	CL	PA
	(Hz)	(dBuV/m)	(dBuV/m)	(dB)	(dBuV)	(m)		(°)	(m)		(dB)	(dB)	(dB)
PK	19.9545G	43.58	83.54	-39.96	39.89	1	Horizontal	158	1.54	-	37.80	15.20	49.31
AV	19.9456G	31.38	63.54	-32.16	27.68	1	Horizontal	158	1.54	-	37.81	15.20	49.31

5.925-6.425GHz_802.11be EHT320-BF_Nss1,(MCS0)_4TX

6105MHz_TX

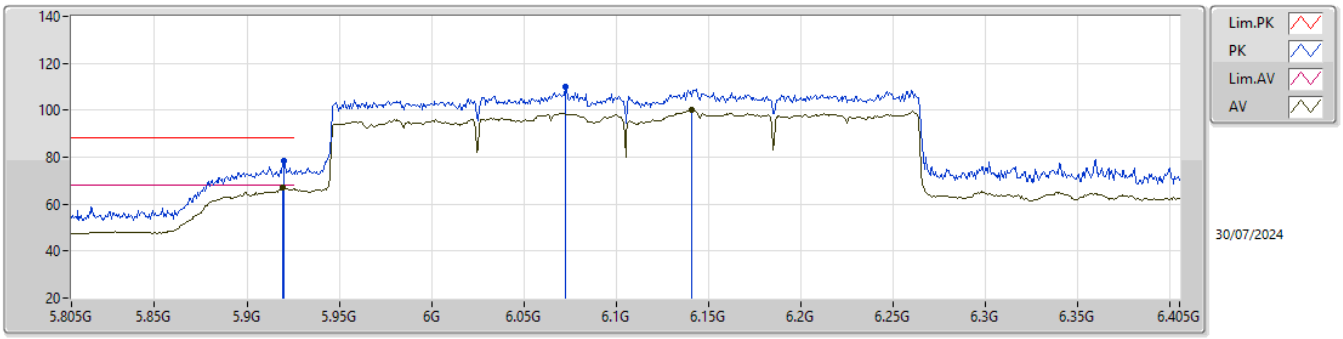

EUT Y_4TX
Setting 79
04-H-E-2-10

Type	Freq	Level	Limit	Margin	Raw	Dist	Condition	Azimuth	Height	Comment	AF	CL	PA
	(Hz)	(dBuV/m)	(dBuV/m)	(dB)	(dBuV)	(m)		(°)	(m)		(dB)	(dB)	(dB)
PK	5.9202G	78.37	88.20	-9.83	80.31	3	Vertical	194	1.08	-	34.82	6.31	43.07
RMS	5.9196G	67.03	68.20	-1.17	68.98	3	Vertical	194	1.08	-	34.82	6.31	43.08
PK	6.0726G	109.88	Inf	-Inf	111.38	3	Vertical	194	1.08	-	35.05	6.46	43.01
RMS	6.141G	100.30	Inf	-Inf	101.64	3	Vertical	194	1.08	-	35.10	6.54	42.98

5.925-6.425GHz_802.11be EHT320-BF_Nss1,(MCS0)_4TX

6105MHz_TX

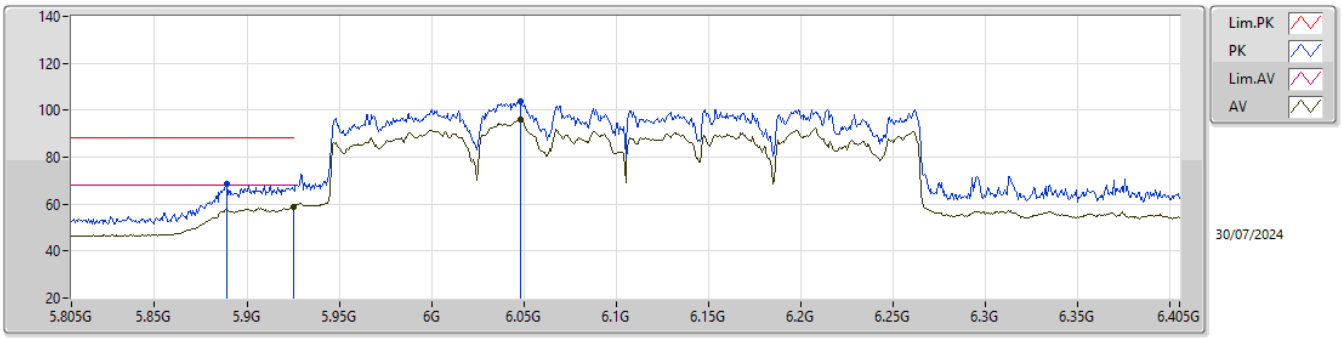

EUT Y_4TX
Setting 79
04-H-E-2-10

Type	Freq	Level	Limit	Margin	Raw	Dist	Condition	Azimuth	Height	Comment	AF	CL	PA
	(Hz)	(dBuV/m)	(dBuV/m)	(dB)	(dBuV)	(m)		(°)	(m)		(dB)	(dB)	(dB)
PK	5.889G	68.85	88.20	-19.35	71.03	3	Horizontal	312	2.45	-	34.63	6.28	43.09
RMS	5.925G	58.68	68.20	-9.52	60.59	3	Horizontal	312	2.45	-	34.85	6.31	43.07
PK	6.048G	103.58	Inf	-Inf	105.15	3	Horizontal	312	2.45	-	35.00	6.44	43.01
RMS	6.048G	95.91	Inf	-Inf	97.48	3	Horizontal	312	2.45	-	35.00	6.44	43.01

5.925-6.425GHz_802.11be EHT320-BF_Nss1,(MCS0)_4TX

6105MHz_TX

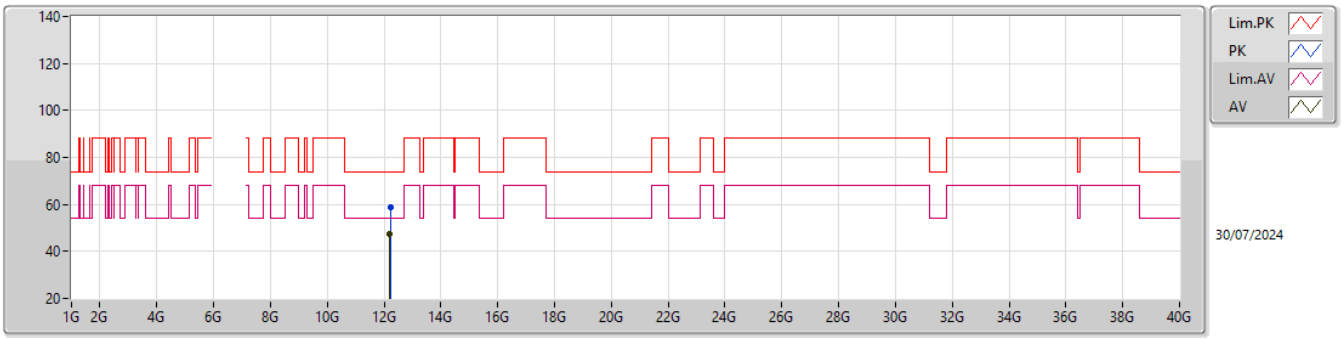

EUT Y_4TX
Setting 79
01-I-C-6

Type	Freq	Level	Limit	Margin	Raw	Dist	Condition	Azimuth	Height	Comment	AF	CL	PA
	(Hz)	(dBuV/m)	(dBuV/m)	(dB)	(dBuV)	(m)		(°)	(m)		(dB)	(dB)	(dB)
PK	12.2397G	58.69	74.00	-15.31	40.83	3	Vertical	120	1.51	-	39.10	11.21	32.45
AV	12.1916G	47.26	54.00	-6.74	29.46	3	Vertical	120	1.51	-	39.13	11.19	32.52

5.925-6.425GHz_802.11be EHT320-BF_Nss1,(MCS0)_4TX

6105MHz_TX

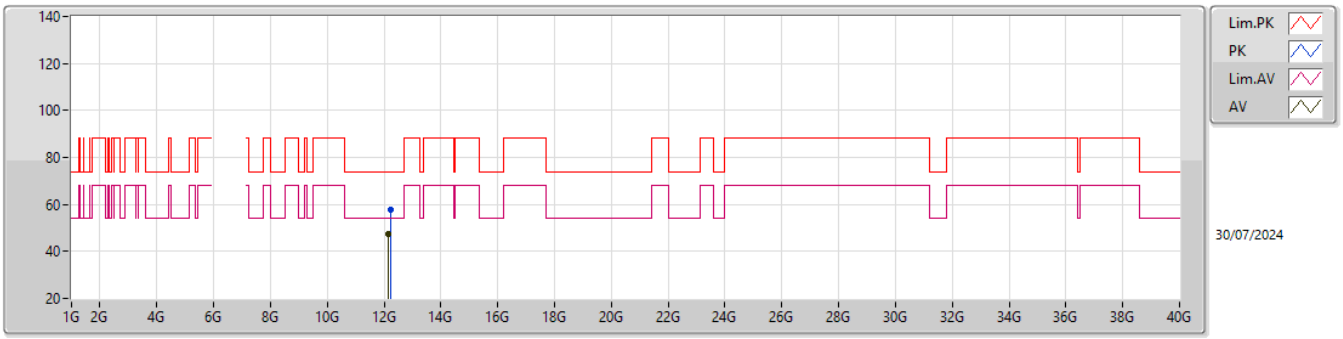

EUT Y_4TX
Setting 79
01-I-C-6

Type	Freq	Level	Limit	Margin	Raw	Dist	Condition	Azimuth	Height	Comment	AF	CL	PA
	(Hz)	(dBuV/m)	(dBuV/m)	(dB)	(dBuV)	(m)		(°)	(m)		(dB)	(dB)	(dB)
PK	12.222G	57.82	74.00	-16.18	40.00	3	Horizontal	96	1.62	-	39.10	11.20	32.48
AV	12.1606G	47.21	54.00	-6.79	29.34	3	Horizontal	96	1.62	-	39.26	11.18	32.57

5.925-6.425GHz_802.11be EHT320-BF_Nss1,(MCS0)_4TX

6105MHz_TX

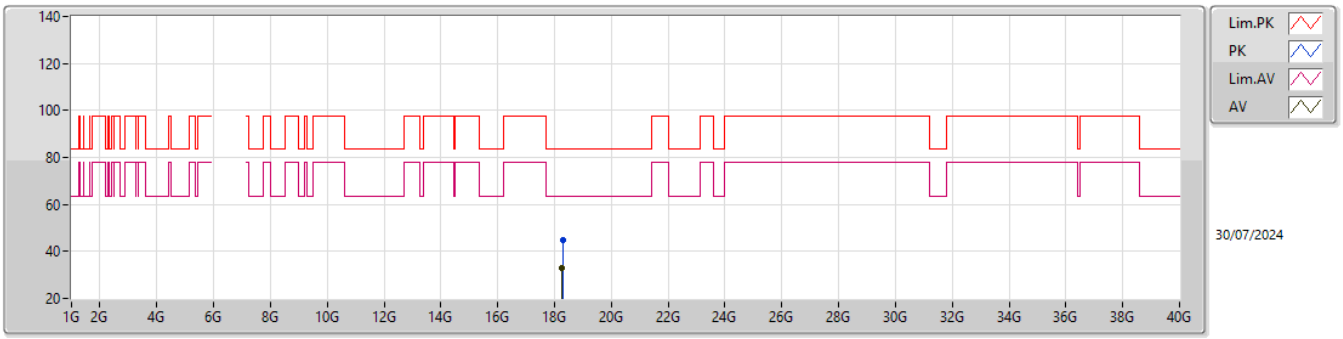

EUT Y_4TX
Setting 79
04-H-E-2

Type	Freq	Level	Limit	Margin	Raw	Dist	Condition	Azimuth	Height	Comment	AF	CL	PA
	(Hz)	(dBuV/m)	(dBuV/m)	(dB)	(dBuV)	(m)		(°)	(m)		(dB)	(dB)	(dB)
PK	18.3082G	44.78	83.54	-38.76	41.59	1	Vertical	357	1.40	-	37.50	15.28	49.59
AV	18.267G	32.82	63.54	-30.72	29.47	1	Vertical	357	1.40	-	37.63	15.29	49.57

5.925-6.425GHz_802.11be EHT320-BF_Nss1,(MCS0)_4TX

6105MHz_TX

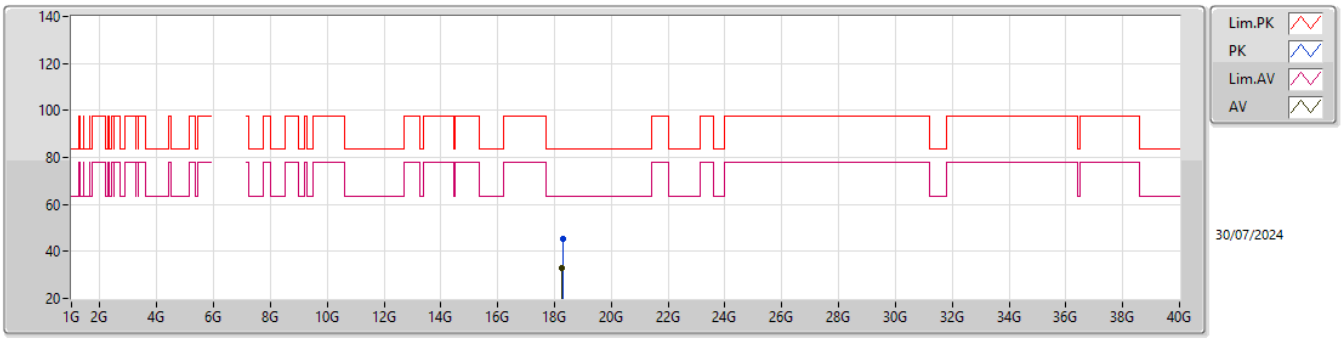

EUT Y_4TX
Setting 79
04-H-E-2

Type	Freq	Level	Limit	Margin	Raw	Dist	Condition	Azimuth	Height	Comment	AF	CL	PA
	(Hz)	(dBuV/m)	(dBuV/m)	(dB)	(dBuV)	(m)		(°)	(m)		(dB)	(dB)	(dB)
PK	18.3151G	45.27	83.54	-38.27	42.08	1	Horizontal	30	1.84	-	37.50	15.28	49.59
AV	18.2668G	32.82	63.54	-30.72	29.47	1	Horizontal	30	1.84	-	37.63	15.29	49.57

5.925-6.425GHz_802.11be EHT320-BF_Nss1,(MCS0)_4TX

6265MHz_TX

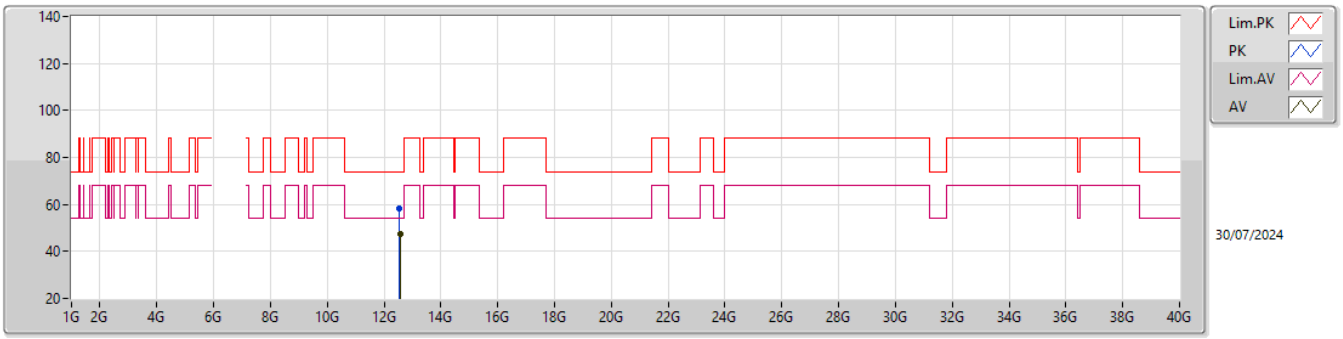

EUT Y_4TX
Setting 92
01-I-C-6

Type	Freq	Level	Limit	Margin	Raw	Dist	Condition	Azimuth	Height	Comment	AF	CL	PA
	(Hz)	(dBuV/m)	(dBuV/m)	(dB)	(dBuV)	(m)		(°)	(m)		(dB)	(dB)	(dB)
PK	12.5235G	58.28	74.00	-15.72	40.52	3	Vertical	161	1.38	-	38.50	11.32	32.06
AV	12.5661G	47.39	54.00	-6.61	29.50	3	Vertical	161	1.38	-	38.56	11.34	32.01

5.925-6.425GHz_802.11be EHT320-BF_Nss1,(MCS0)_4TX

6265MHz_TX

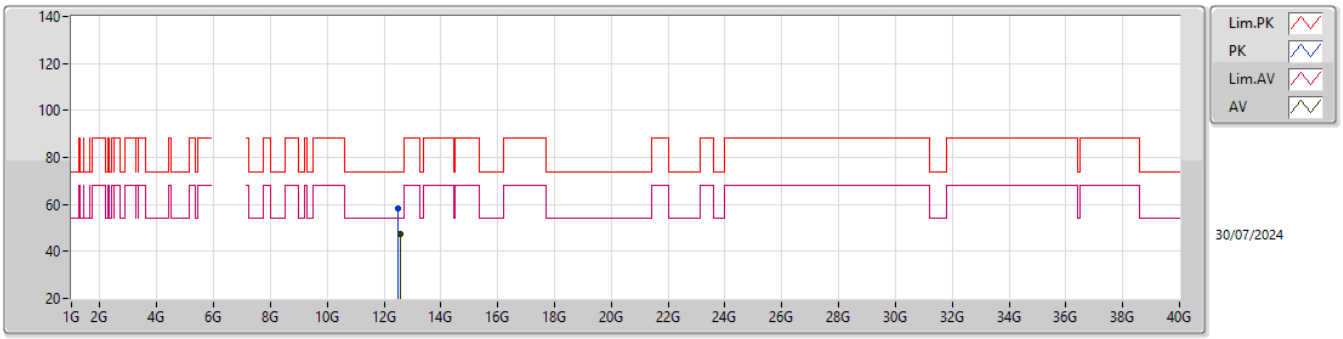

EUT Y_4TX
Setting 92
01-I-C-6

Type	Freq	Level	Limit	Margin	Raw	Dist	Condition	Azimuth	Height	Comment	AF	CL	PA
	(Hz)	(dBuV/m)	(dBuV/m)	(dB)	(dBuV)	(m)		(°)	(m)		(dB)	(dB)	(dB)
PK	12.5046G	58.40	74.00	-15.60	40.67	3	Horizontal	350	1.83	-	38.50	11.31	32.08
AV	12.575G	47.40	54.00	-6.60	29.46	3	Horizontal	350	1.83	-	38.60	11.34	32.00

5.925-6.425GHz_802.11be EHT320-BF_Nss1,(MCS0)_4TX

6265MHz_TX

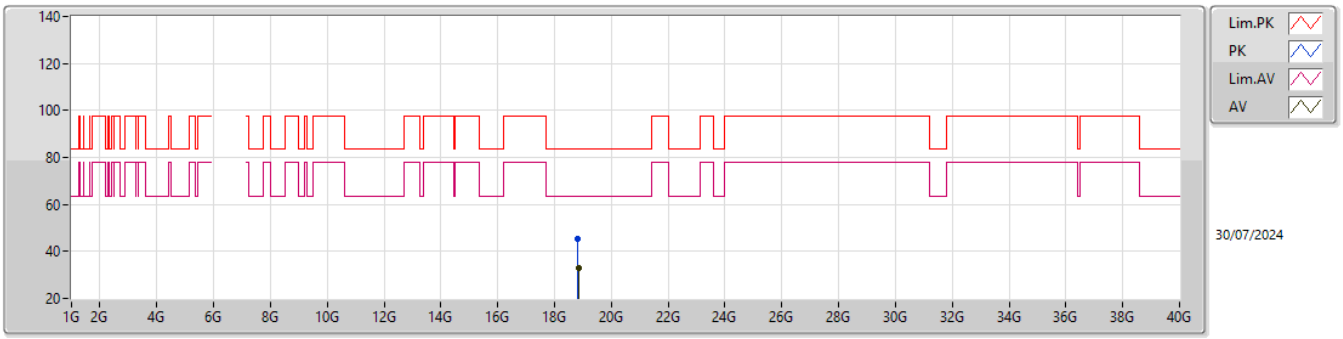

EUT Y_4TX
Setting 92
04-H-E-2

Type	Freq	Level	Limit	Margin	Raw	Dist	Condition	Azimuth	Height	Comment	AF	CL	PA
	(Hz)	(dBuV/m)	(dBuV/m)	(dB)	(dBuV)	(m)		(°)	(m)		(dB)	(dB)	(dB)
PK	18.8148G	45.46	83.54	-38.08	41.81	1	Vertical	206	1.57	-	37.86	15.26	49.47
AV	18.8416G	32.98	63.54	-30.56	29.20	1	Vertical	206	1.57	-	37.97	15.26	49.45

5.925-6.425GHz_802.11be EHT320-BF_Nss1,(MCS0)_4TX

6265MHz_TX

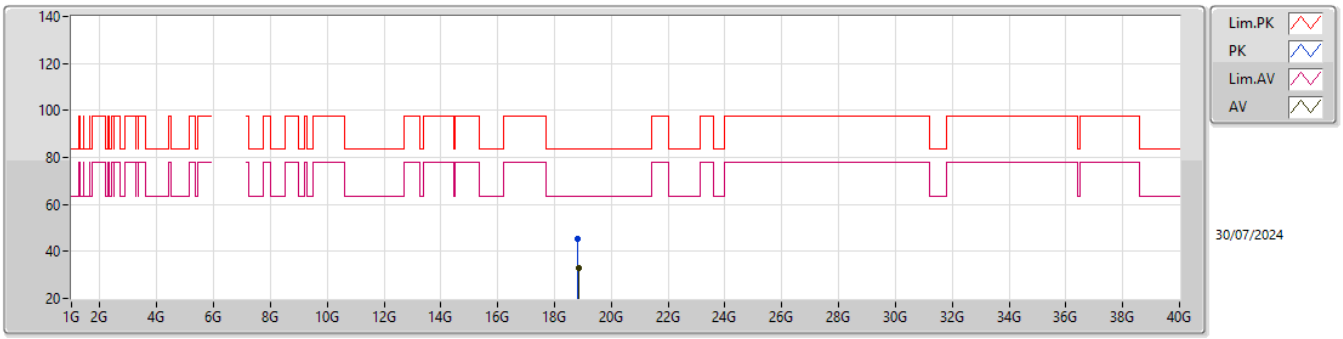

EUT Y_4TX
Setting 92
04-H-E-2

Type	Freq	Level	Limit	Margin	Raw	Dist	Condition	Azimuth	Height	Comment	AF	CL	PA
	(Hz)	(dBuV/m)	(dBuV/m)	(dB)	(dBuV)	(m)		(°)	(m)		(dB)	(dB)	(dB)
PK	18.7985G	45.20	83.54	-38.34	41.62	1	Horizontal	155	1.59	-	37.80	15.26	49.48
AV	18.845G	32.91	63.54	-30.63	29.12	1	Horizontal	155	1.59	-	37.98	15.26	49.45

5.925-6.425GHz_802.11be EHT20-BF_Nss1,(MCS0)_4TX **MASK**

5955MHz_TX

07/08/2024

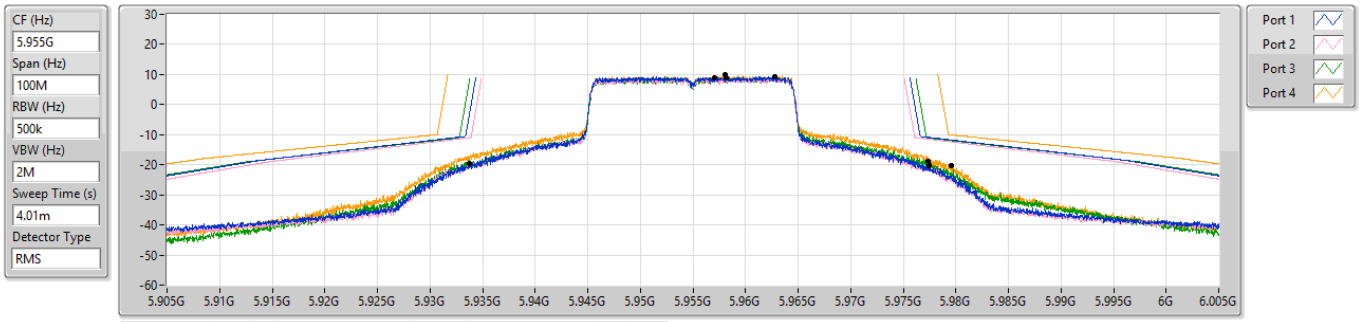

Ref(Hz)	Ref(dBm)	Freq(Hz)	Level(dBm)	Limit(dBm)	Margin(dB)	Port
5.962748G	9.43	5.977425G	-20.16	-10.90	-9.26	1
5.958124G	9.06	5.933725G	-19.49	-11.01	-8.48	2
5.957099G	8.97	5.9774G	-18.84	-11.11	-7.73	3
5.958099G	10.03	5.979525G	-20.34	-10.05	-10.29	4

5.925-6.425GHz_802.11be EHT20-BF_Nss1,(MCS0)_4TX **MASK**

6195MHz_TX

07/08/2024

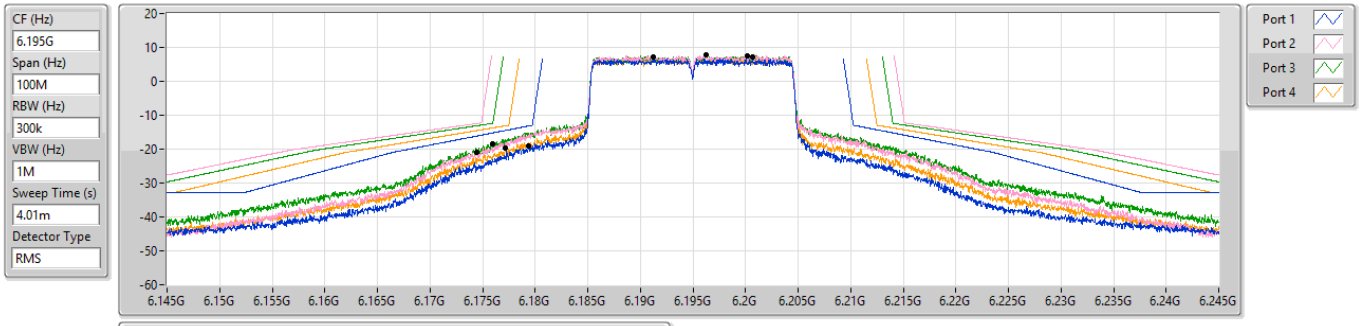

Ref(Hz)	Ref(dBm)	Freq(Hz)	Level(dBm)	Limit(dBm)	Margin(dB)	Port
6.191251G	7.04	6.179375G	-19.05	-13.17	-5.88	1
6.196225G	7.74	6.17445G	-20.84	-12.45	-8.39	2
6.200224G	7.62	6.17595G	-18.40	-12.40	-6.00	3
6.200649G	7.04	6.1772G	-19.79	-13.11	-6.68	4

5.925-6.425GHz_802.11be EHT20-BF_Nss1,(MCS0)_4TX **MASK**

6415MHz_TX

07/08/2024

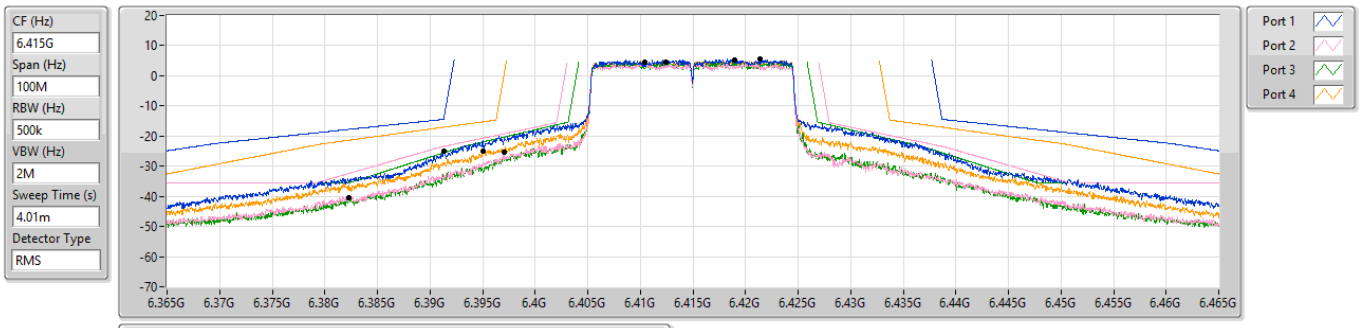

Ref(Hz)	Ref(dBm)	Freq(Hz)	Level(dBm)	Limit(dBm)	Margin(dB)	Port
6.421348G	5.55	6.391325G	-25.00	-14.25	-10.75	1
6.410401G	4.40	6.397025G	-25.27	-19.26	-6.01	2
6.412426G	4.61	6.3823G	-40.64	-35.39	-5.25	3
6.418924G	5.32	6.395075G	-24.84	-15.26	-9.58	4

6.525-6.875GHz_802.11be EHT20-BF_Nss1,(MCS0)_4TX **MASK**

6535MHz_TX

07/08/2024

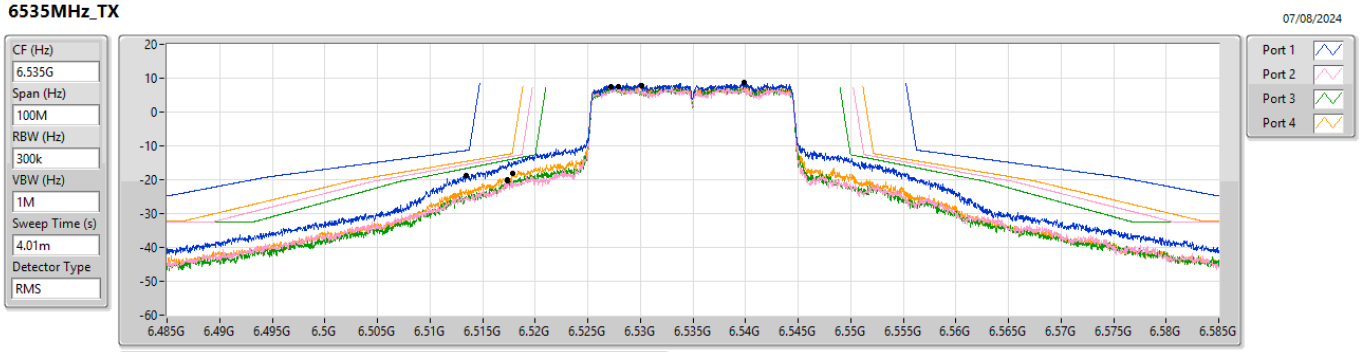

Ref(Hz)	Ref(dBm)	Freq(Hz)	Level(dBm)	Limit(dBm)	Margin(dB)	Port
6.539874G	8.77	6.5134G	-18.75	-11.37	-7.38	1
6.527927G	7.45	6.517325G	-20.31	-13.34	-6.97	2
6.527227G	7.42	6.5174G	-20.00	-14.20	-5.80	3
6.530076G	7.73	6.517825G	-18.26	-12.27	-5.99	4

6.525-6.875GHz_802.11be EHT20-BF_Nss1,(MCS0)_4TX **MASK**

6695MHz_TX

07/08/2024

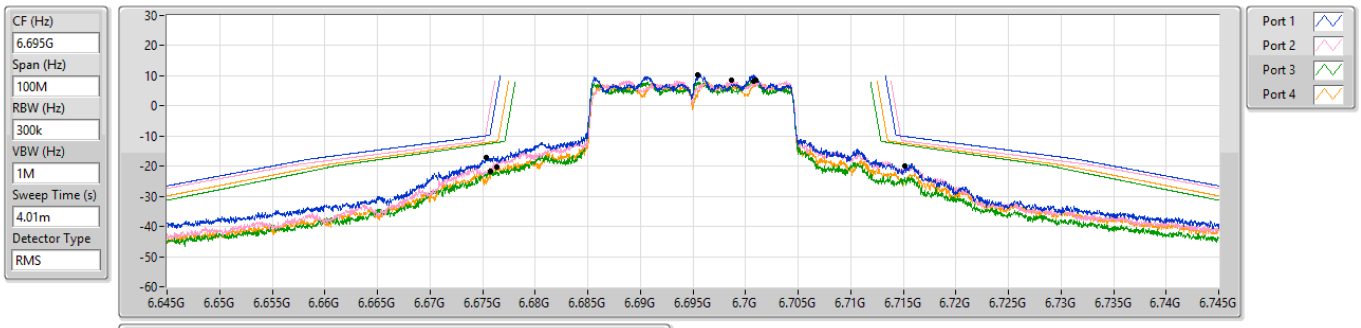

Ref(Hz)	Ref(dBm)	Freq(Hz)	Level(dBm)	Limit(dBm)	Margin(dB)	Port
6.6955G	10.28	6.675375G	-17.16	-9.88	-7.28	1
6.698624G	8.54	6.715125G	-19.86	-11.60	-8.26	2
6.700774G	8.21	6.6758G	-21.61	-12.45	-9.16	3
6.701023G	8.40	6.676375G	-20.33	-11.65	-8.68	4

6.525-6.875GHz_802.11be EHT20-BF_Nss1,(MCS0)_4TX **MASK**

6855MHz_TX

07/08/2024

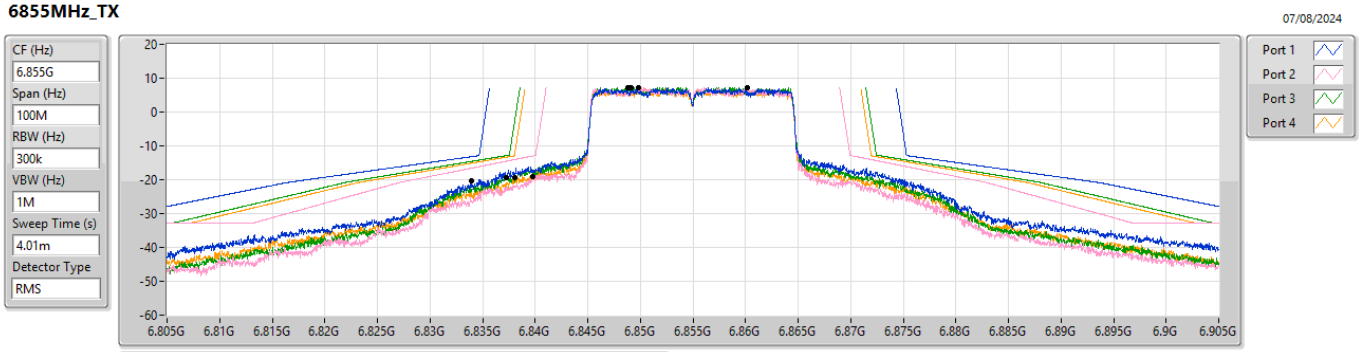

Ref(Hz)	Ref(dBm)	Freq(Hz)	Level(dBm)	Limit(dBm)	Margin(dB)	Port
6.848802G	7.13	6.8339G	-20.24	-13.21	-7.03	1
6.849851G	7.19	6.83975G	-19.16	-13.00	-6.16	2
6.849101G	7.29	6.83725G	-19.22	-12.87	-6.35	3
6.860149G	7.07	6.838025G	-19.52	-12.93	-6.59	4

5.925-6.425GHz_802.11be EHT40-BF_Nss1,(MCS0)_4TX **MASK**

5965MHz_TX

07/08/2024

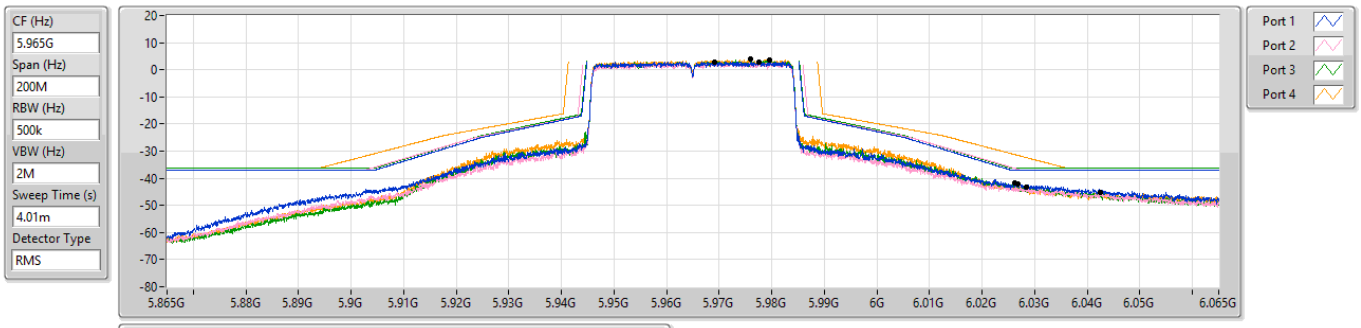

Ref(Hz)	Ref(dBm)	Freq(Hz)	Level(dBm)	Limit(dBm)	Margin(dB)	Port
5.969149G	2.95	6.0262G	-41.86	-37.05	-4.81	1
5.977597G	2.80	6.0284G	-43.17	-37.20	-5.97	2
5.979546G	3.58	6.02675G	-42.18	-36.42	-5.76	3
5.976047G	3.79	6.04245G	-45.04	-36.21	-8.83	4

5.925-6.425GHz_802.11be EHT40-BF_Nss1,(MCS0)_4TX **MASK**

6205MHz_TX

07/08/2024

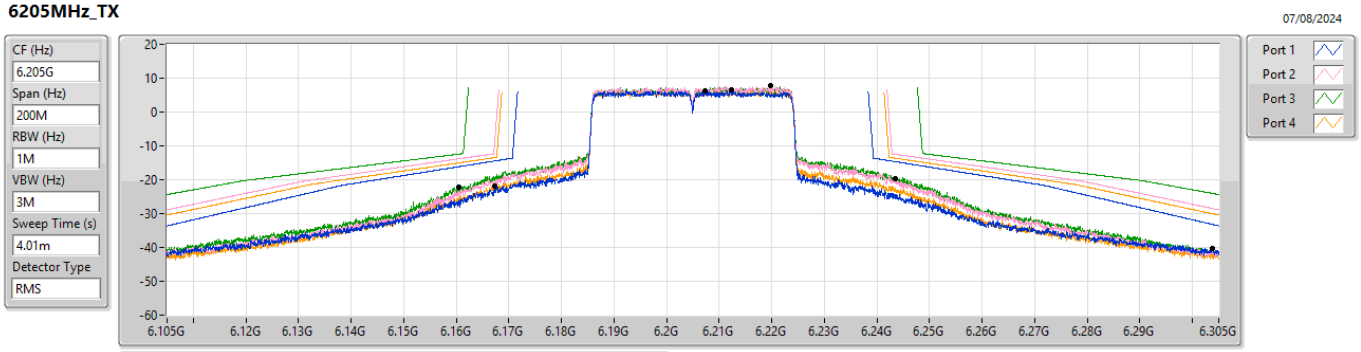

Ref(Hz)	Ref(dBm)	Freq(Hz)	Level(dBm)	Limit(dBm)	Margin(dB)	Port
6.207249G	6.37	6.30375G	-40.45	-33.18	-7.27	1
6.219846G	7.67	6.2435G	-19.81	-12.48	-7.33	2
6.219796G	7.74	6.1605G	-22.08	-12.42	-9.66	3
6.212248G	6.61	6.1674G	-21.76	-13.46	-8.30	4

5.925-6.425GHz_802.11be EHT40-BF_Nss1,(MCS0)_4TX **MASK**

6405MHz_TX

07/08/2024

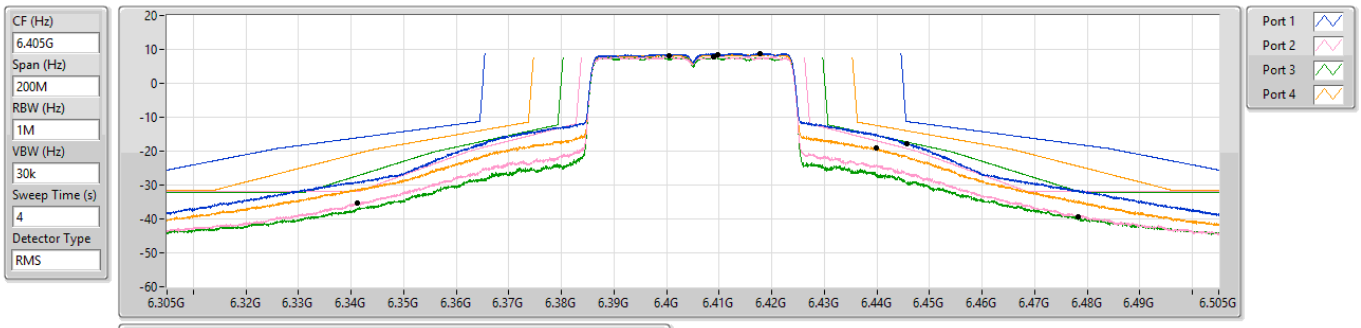

Ref(Hz)	Ref(dBm)	Freq(Hz)	Level(dBm)	Limit(dBm)	Margin(dB)	Port
6.417747G	8.77	6.44565G	-17.73	-11.25	-6.48	1
6.400401G	8.05	6.3411G	-35.29	-31.95	-3.34	2
6.408849G	7.73	6.4782G	-39.38	-31.84	-7.54	3
6.409799G	8.55	6.4399G	-19.08	-12.43	-6.65	4

6.525-6.875GHz_802.11be EHT40-BF_Nss1,(MCS0)_4TX **MASK**

6565MHz_TX

07/08/2024

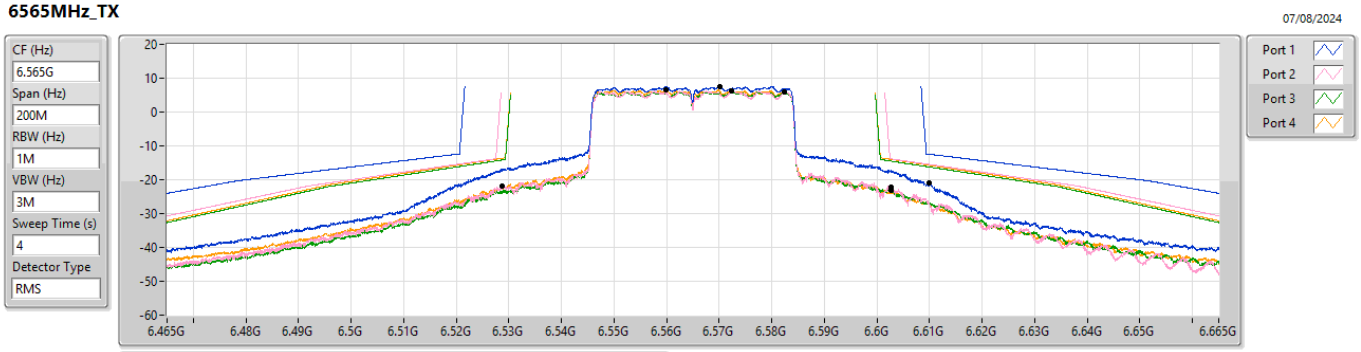

Ref(Hz)	Ref(dBm)	Freq(Hz)	Level(dBm)	Limit(dBm)	Margin(dB)	Port
6.570099G	7.64	6.61G	-20.92	-12.47	-8.45	1
6.572348G	6.21	6.6026G	-22.22	-13.82	-8.40	2
6.582396G	5.97	6.6027G	-22.98	-14.52	-8.46	3
6.559801G	6.48	6.52865G	-22.03	-13.69	-8.34	4

6.525-6.875GHz_802.11be EHT40-BF_Nss1,(MCS0)_4TX **MASK**

6685MHz_TX

07/08/2024

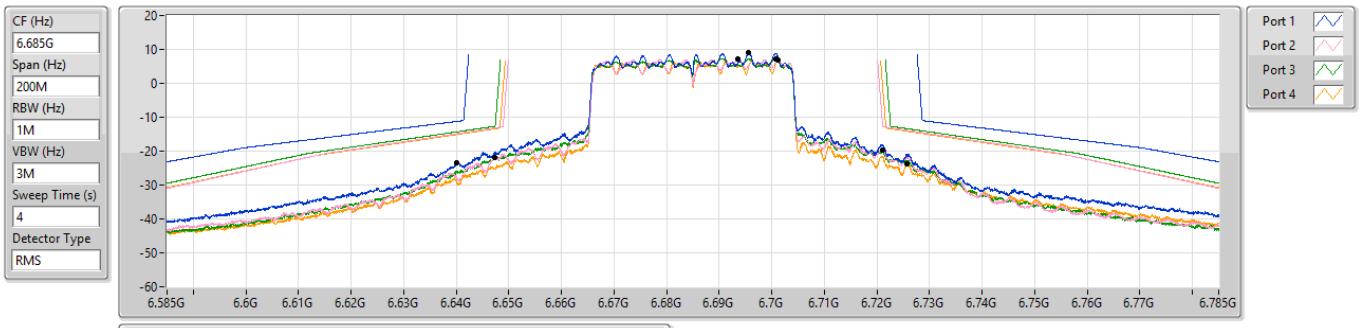

Ref(Hz)	Ref(dBm)	Freq(Hz)	Level(dBm)	Limit(dBm)	Margin(dB)	Port
6.695647G	9.00	6.64005G	-23.45	-11.25	-12.20	1
6.693548G	7.21	6.7211G	-19.73	-12.79	-6.94	2
6.700696G	7.33	6.64735G	-21.94	-12.69	-9.25	3
6.701146G	6.80	6.72575G	-23.66	-14.14	-9.52	4

6.525-6.875GHz_802.11be EHT40-BF_Nss1,(MCS0)_4TX **MASK**

6845MHz_TX

07/08/2024

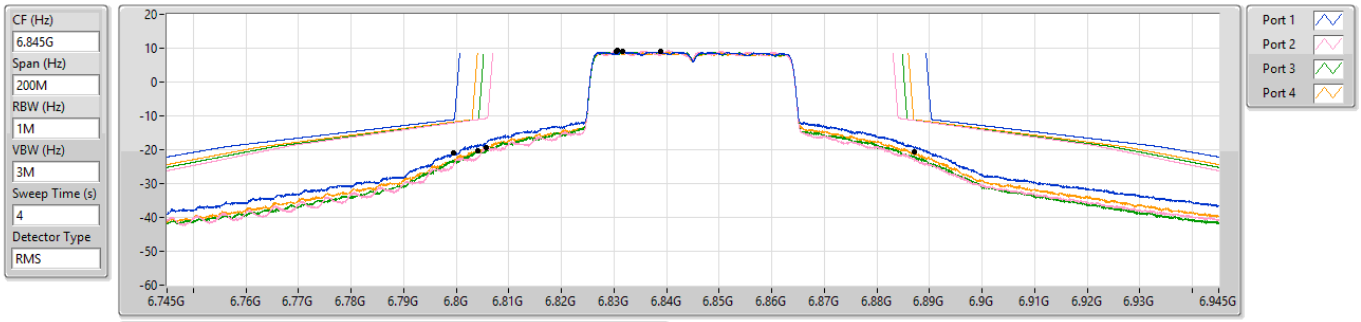

Ref(Hz)	Ref(dBm)	Freq(Hz)	Level(dBm)	Limit(dBm)	Margin(dB)	Port
6.831653G	8.93	6.7994G	-20.86	-11.12	-9.74	1
6.830554G	9.33	6.8057G	-19.45	-10.73	-8.72	2
6.838852G	8.95	6.804G	-20.34	-11.10	-9.24	3
6.830454G	8.91	6.8872G	-20.63	-11.14	-9.49	4

5.925-6.425GHz_802.11be EHT80-BF_Nss1,(MCS0)_4TX **MASK**

5985MHz_TX

07/08/2024

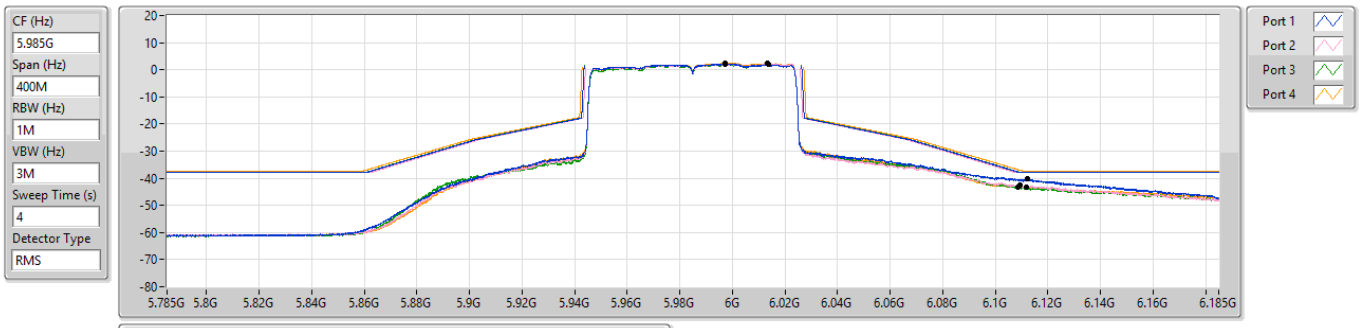

Ref(Hz)	Ref(dBm)	Freq(Hz)	Level(dBm)	Limit(dBm)	Margin(dB)	Port
5.9974G	2.16	6.1124G	-40.35	-37.84	-2.51	1
6.01389G	2.16	6.1094G	-42.44	-37.84	-4.60	2
6.01349G	2.25	6.1087G	-43.11	-37.64	-5.47	3
5.9973G	2.42	6.1117G	-43.27	-37.58	-5.69	4

5.925-6.425GHz_802.11be EHT80-BF_Nss1,(MCS0)_4TX **MASK**

6225MHz_TX

07/08/2024

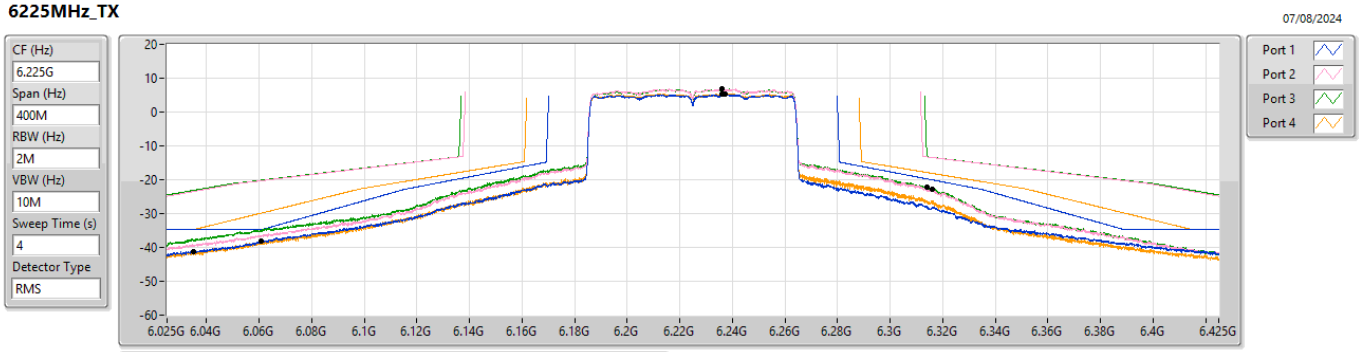

Ref(Hz)	Ref(dBm)	Freq(Hz)	Level(dBm)	Limit(dBm)	Margin(dB)	Port
6.2374G	5.19	6.0607G	-38.17	-34.80	-3.37	1
6.2359G	6.88	6.3159G	-22.81	-13.44	-9.37	2
6.2361G	6.77	6.3142G	-22.34	-13.25	-9.09	3
6.2361G	5.34	6.0352G	-41.23	-34.66	-6.57	4

5.925-6.425GHz_802.11be EHT80-BF_Nss1,(MCS0)_4TX **MASK**

6385MHz_TX

07/08/2024

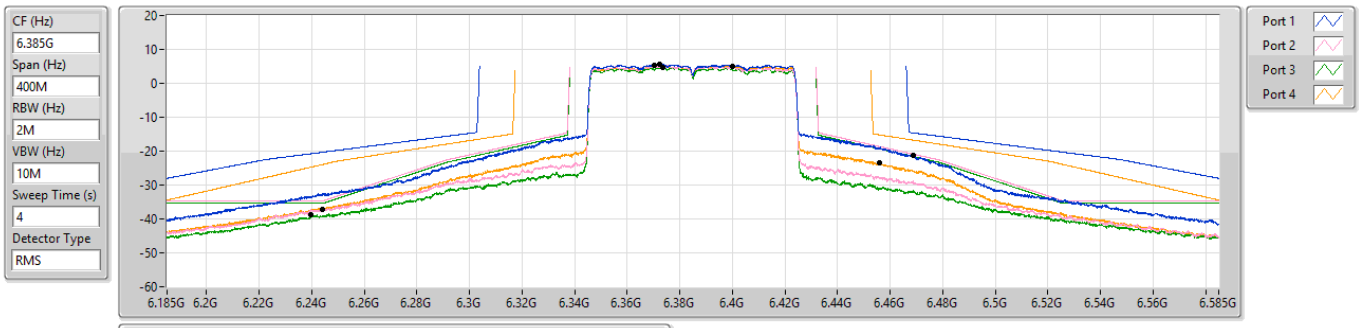

Ref(Hz)	Ref(dBm)	Freq(Hz)	Level(dBm)	Limit(dBm)	Margin(dB)	Port
6.3724G	5.53	6.4688G	-21.10	-14.63	-6.47	1
6.3704G	5.38	6.2441G	-37.23	-34.62	-2.61	2
6.3737G	4.71	6.2398G	-38.65	-35.29	-3.36	3
6.4G	5.08	6.4561G	-23.54	-15.23	-8.31	4

6.525-6.875GHz_802.11be EHT80-BF_Nss1,(MCS0)_4TX **MASK**

6625MHz_TX

07/08/2024

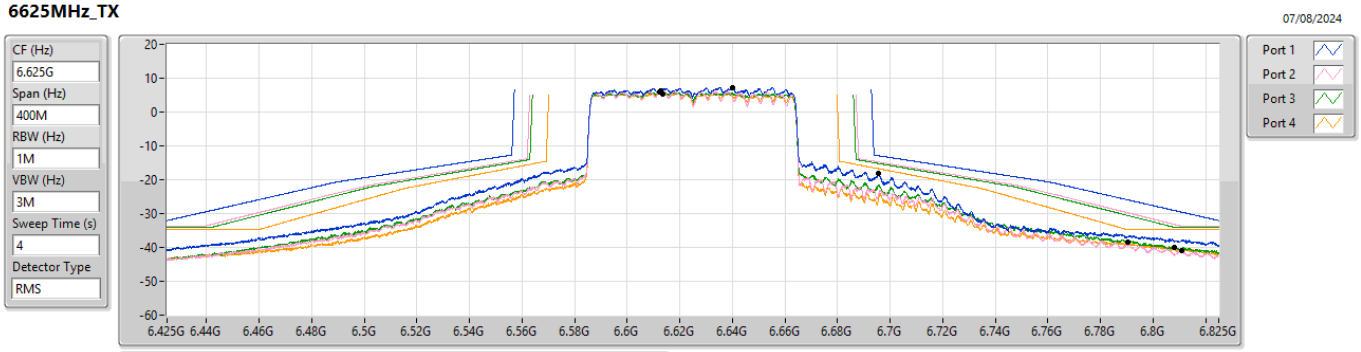

Ref(Hz)	Ref(dBm)	Freq(Hz)	Level(dBm)	Limit(dBm)	Margin(dB)	Port
6.6401G	7.29	6.6956G	-18.28	-12.92	-5.36	1
6.6126G	6.22	6.8111G	-41.09	-33.78	-7.31	2
6.6124G	5.94	6.8083G	-39.94	-34.06	-5.88	3
6.6137G	5.46	6.7905G	-38.55	-34.54	-4.01	4

6.525-6.875GHz_802.11be EHT80-BF_Nss1,(MCS0)_4TX **MASK**

6705MHz_TX

07/08/2024

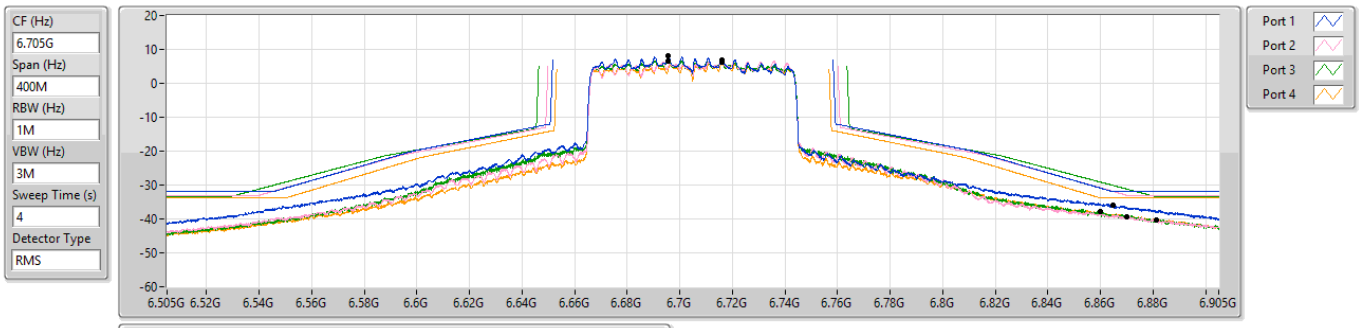

Ref(Hz)	Ref(dBm)	Freq(Hz)	Level(dBm)	Limit(dBm)	Margin(dB)	Port
6.6957G	8.02	6.8646G	-36.06	-31.95	-4.11	1
6.716G	6.99	6.8699G	-39.39	-32.99	-6.40	2
6.6955G	6.65	6.8812G	-40.17	-33.35	-6.82	3
6.7161G	6.14	6.8598G	-37.85	-33.79	-4.06	4

6.525-6.875GHz_802.11be EHT80-BF_Nss1,(MCS0)_4TX **MASK**

6785MHz_TX

07/08/2024

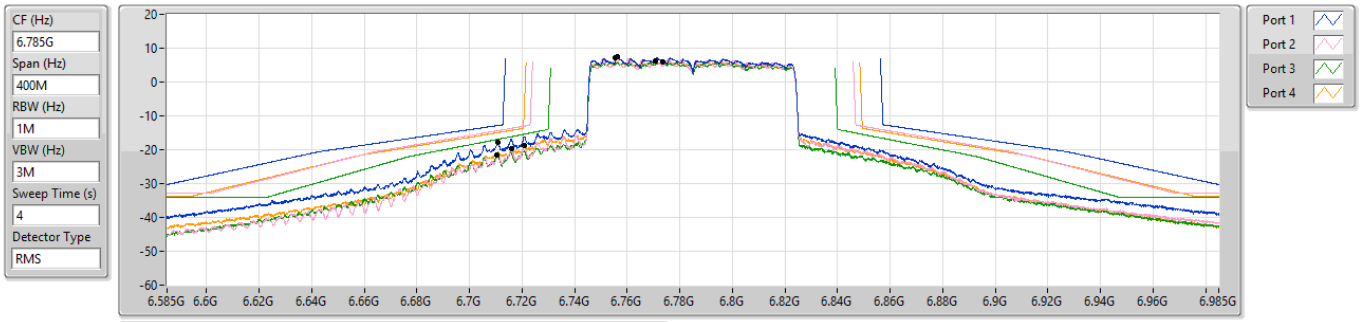

Ref(Hz)	Ref(dBm)	Freq(Hz)	Level(dBm)	Limit(dBm)	Margin(dB)	Port
6.75621G	7.37	6.7108G	-17.87	-12.85	-5.02	1
6.75561G	7.27	6.7207G	-18.87	-13.04	-5.83	2
6.7737G	5.97	6.7106G	-21.45	-16.96	-4.49	3
6.7706G	6.30	6.716G	-19.54	-14.28	-5.26	4

5.925-6.425GHz_802.11be EHT160-BF_Nss1,(MCS0)_4TX **MASK**

6025MHz_TX

07/08/2024

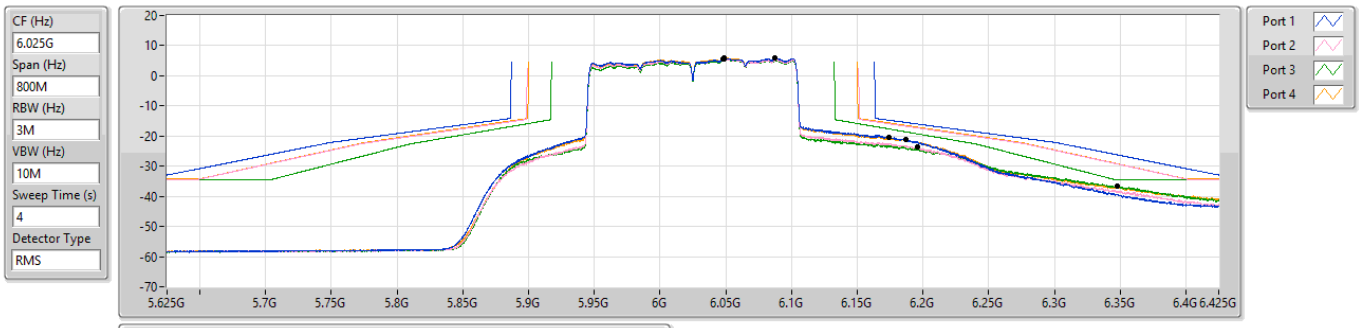

Ref(Hz)	Ref(dBm)	Freq(Hz)	Level(dBm)	Limit(dBm)	Margin(dB)	Port
6.08758G	5.85	6.1738G	-20.29	-14.73	-5.56	1
6.04799G	5.51	6.1958G	-23.61	-17.31	-6.30	2
6.04879G	5.42	6.348G	-36.70	-34.58	-2.12	3
6.04859G	5.86	6.1872G	-21.26	-16.50	-4.76	4

5.925-6.425GHz_802.11be EHT160-BF_Nss1,(MCS0)_4TX **MASK**

6185MHz_TX

07/08/2024

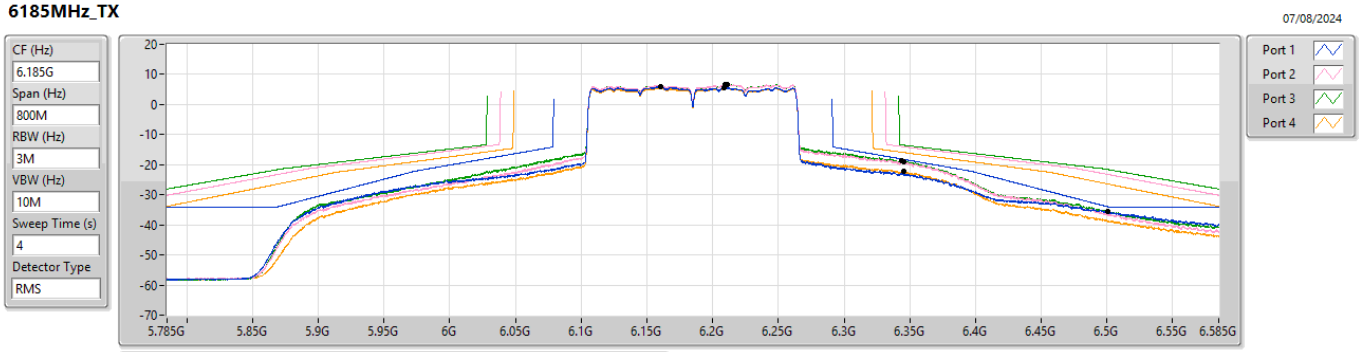

Ref(Hz)	Ref(dBm)	Freq(Hz)	Level(dBm)	Limit(dBm)	Margin(dB)	Port
6.16061G	5.87	6.5002G	-35.60	-33.95	-1.65	1
6.21139G	6.69	6.3452G	-19.04	-14.03	-5.01	2
6.20979G	6.64	6.3438G	-18.77	-13.44	-5.33	3
6.20839G	5.44	6.3458G	-22.33	-15.97	-6.36	4

5.925-6.425GHz_802.11be EHT160-BF_Nss1,(MCS0)_4TX **MASK**

6345MHz_TX

07/08/2024

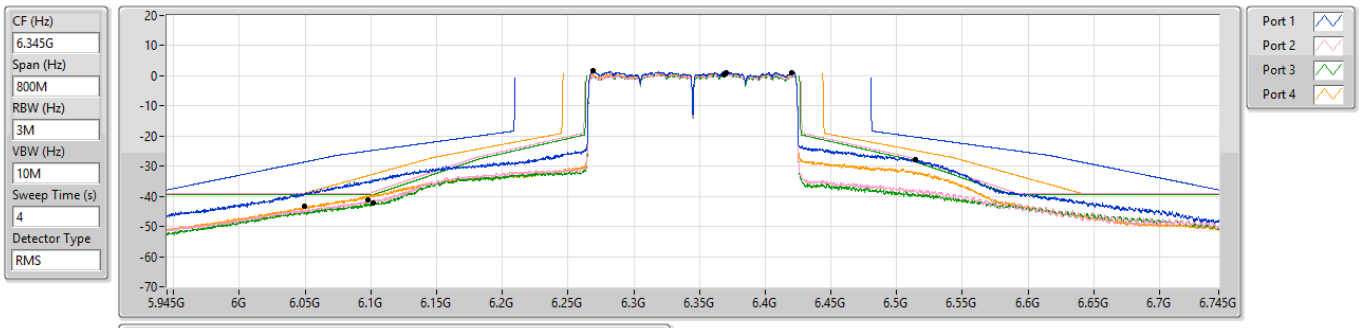

Ref(Hz)	Ref(dBm)	Freq(Hz)	Level(dBm)	Limit(dBm)	Margin(dB)	Port
6.26862G	1.65	6.5142G	-27.69	-20.33	-7.36	1
6.37039G	1.00	6.0978G	-41.30	-39.00	-2.30	2
6.36859G	0.45	6.1014G	-42.30	-39.55	-2.75	3
6.42018G	0.89	6.0494G	-43.34	-39.02	-4.32	4

6.525-6.875GHz_802.11be EHT160-BF_Nss1,(MCS0)_4TX **MASK**

6665MHz_TX

07/08/2024

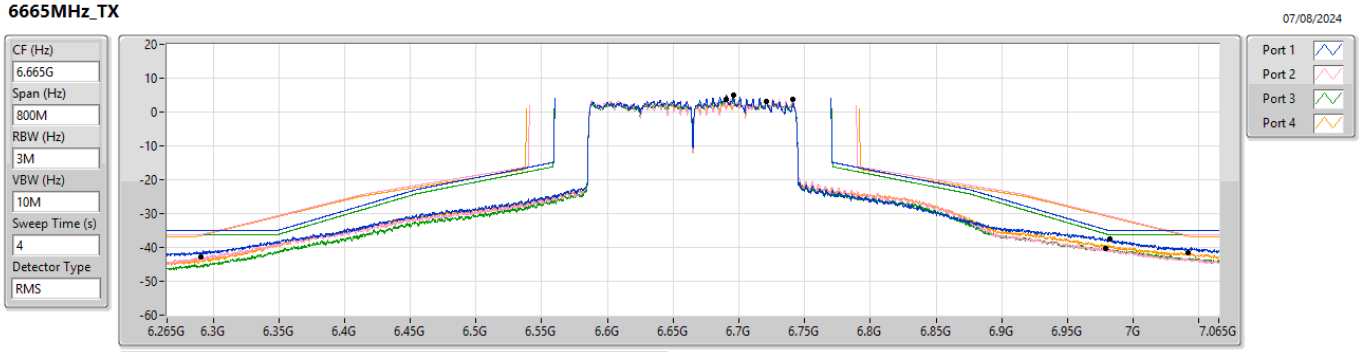

Ref(Hz)	Ref(dBm)	Freq(Hz)	Level(dBm)	Limit(dBm)	Margin(dB)	Port
6.69579G	5.13	6.9824G	-37.60	-34.87	-2.73	1
6.74098G	3.86	6.291G	-42.82	-36.14	-6.68	2
6.69019G	3.84	6.9786G	-40.17	-35.95	-4.22	3
6.72119G	3.05	7.0414G	-41.58	-36.66	-4.92	4

5.925-6.425GHz_802.11be EHT320-BF_Nss1,(MCS0)_4TX **MASK**

6105MHz_TX

07/08/2024

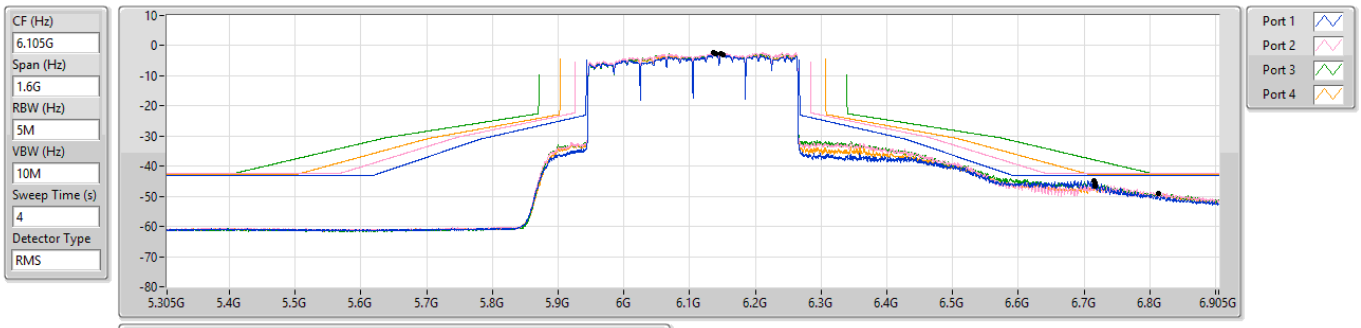

Ref(Hz)	Ref(dBm)	Freq(Hz)	Level(dBm)	Limit(dBm)	Margin(dB)	Port
6.15099G	-3.04	6.7158G	-44.67	-43.04	-1.63	1
6.13619G	-2.33	6.7162G	-45.63	-42.33	-3.30	2
6.13979G	-2.55	6.813G	-49.15	-42.55	-6.60	3
6.14739G	-2.83	6.7162G	-46.44	-42.83	-3.61	4

5.925-6.425GHz_802.11be EHT320-BF_Nss1,(MCS0)_4TX **MASK**

6265MHz_TX

07/08/2024

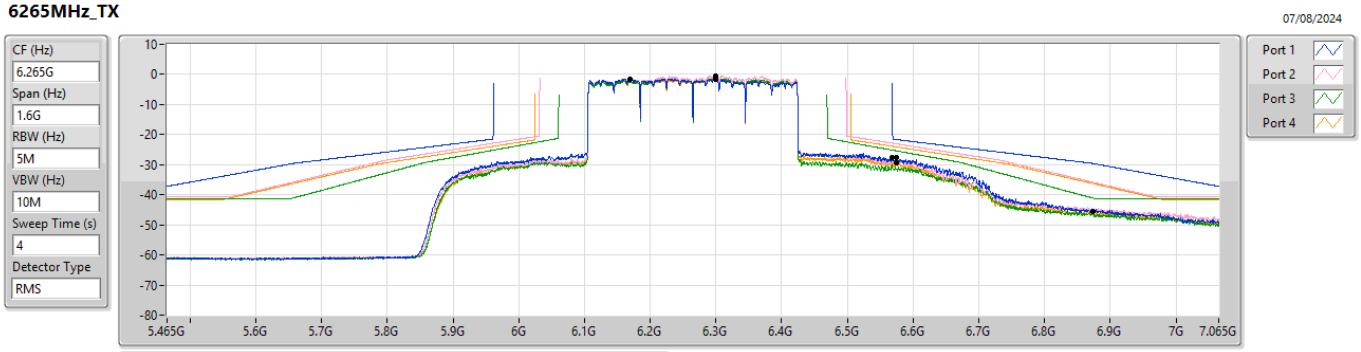

Ref(Hz)	Ref(dBm)	Freq(Hz)	Level(dBm)	Limit(dBm)	Margin(dB)	Port
6.16862G	-1.50	6.575G	-27.55	-21.67	-5.88	1
6.29979G	-0.45	6.5674G	-27.71	-22.82	-4.89	2
6.29979G	-1.27	6.8738G	-45.68	-41.13	-4.55	3
6.29979G	-1.77	6.575G	-29.41	-24.11	-5.30	4