Remark	（Wio-LR1121-N）FPC Antenna	Polarity	Horizontal
Mode:	2.4G Transmitting	Channel:	2403 MHz

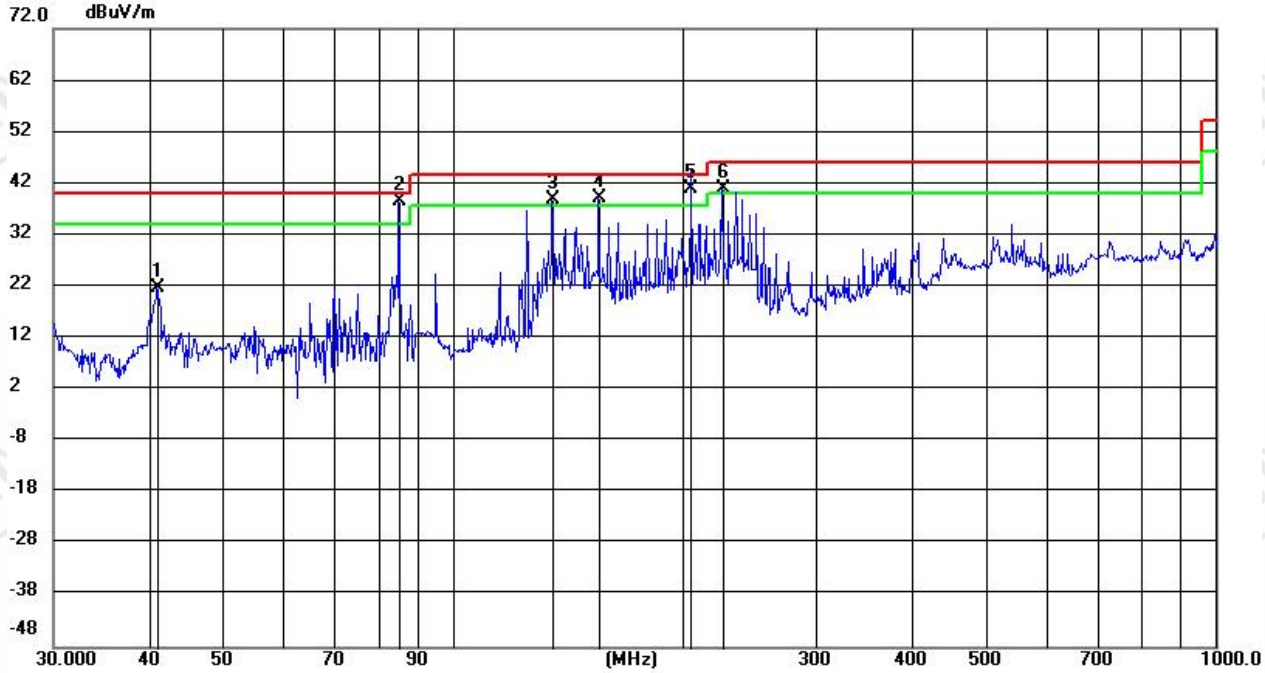

No.	Mk.	Freq.	Reading Level	Correct Factor	Measure-ment	Limit	Margin		Antenna Height	Table Degree	
		MHz	dBuV	dB/m	dBuV/m	dBuV/m	dB	Detector	cm	degree	Comment
1		41.0311	8.78	13.10	21.88	40.00	-18.12	QP	100	352	
2	*	85.1782	27.93	10.55	38.48	40.00	-1.52	QP	100	52	
3	!	135.3874	28.27	10.67	38.94	43.50	-4.56	QP	199	246	
4	!	155.5004	28.53	10.53	39.06	43.50	-4.44	QP	100	29	
5	!	205.6750	28.10	13.00	41.10	43.50	-2.40	QP	199	7	
6	!	225.6242	27.24	13.76	41.00	46.00	-5.00	QP	100	154	

Remark	（Wio-LR1121-N）FPC Antenna	Polarity	Vertical
Mode:	2.4G Transmitting	Channel:	2403 MHz

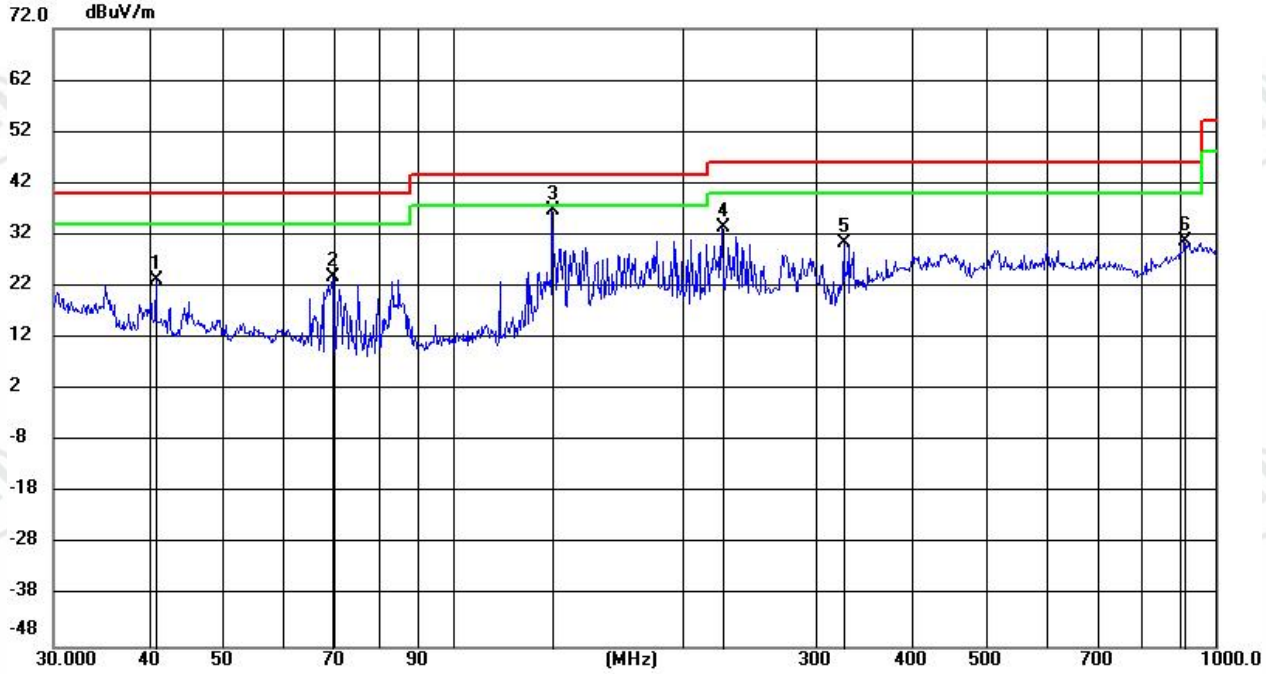

No.	Mk.	Freq.	Reading Level	Correct Factor	Measure-ment	Limit	Margin		Antenna Height	Table Degree	
		MHz	dBuV	dB/m	dBuV/m	dBuV/m	dB	Detector	cm	degree	Comment
1		40.9665	10.10	13.10	23.20	40.00	-16.80	QP	100	59	
2		69.8080	13.15	10.71	23.86	40.00	-16.14	QP	100	254	
3	*	135.4346	25.98	10.67	36.65	43.50	-6.85	QP	200	137	
4		225.7033	19.68	13.76	33.44	46.00	-12.56	QP	200	267	
5		325.9956	13.04	17.36	30.40	46.00	-15.60	QP	100	355	
6		911.2626	3.33	27.34	30.67	46.00	-15.33	QP	100	156	

Radiated Spurious Emission above 1GHz:

Remark			（Wio-LR1121）FPC Antenna						
Mode:			2.4G Transmitting			Channel:		2403 MHz	
NO	Freq. [MHz]	Factor [dB]	Reading [dBμV]	Level [dBμV/m]	Limit [dBμV/m]	Margin [dB]	Result	Polarity	Remark
1	1192.6795	11.56	37.43	48.99	74.00	25.01	PASS	Horizontal	PK
2	1793.7863	14.19	36.82	51.01	74.00	22.99	PASS	Horizontal	PK
3	3791.7528	-12.51	53.31	40.80	74.00	33.20	PASS	Horizontal	PK
4	4806.4704	-8.59	55.08	46.49	74.00	27.51	PASS	Horizontal	PK
5	7209.0306	-3.33	54.43	51.10	74.00	22.90	PASS	Horizontal	PK
6	9611.5908	1.37	46.59	47.96	74.00	26.04	PASS	Horizontal	PK
7	1154.677	11.50	37.04	48.54	74.00	25.46	PASS	Vertical	PK
8	1674.445	14.03	36.33	50.36	74.00	23.64	PASS	Vertical	PK
9	3197.6132	-14.46	61.43	46.97	74.00	27.03	PASS	Vertical	PK
10	4805.8204	-8.59	52.21	43.62	74.00	30.38	PASS	Vertical	PK
11	6391.2761	-4.36	53.62	49.26	74.00	24.74	PASS	Vertical	PK
12	7209.0306	-3.33	53.26	49.93	74.00	24.07	PASS	Vertical	PK

Remark			（Wio-LR1121）FPC Antenna						
Mode:			2.4G Transmitting			Channel:		2441 MHz	
NO	Freq. [MHz]	Factor [dB]	Reading [dBμV]	Level [dBμV/m]	Limit [dBμV/m]	Margin [dB]	Result	Polarity	Remark
1	1201.2134	11.67	37.51	49.18	74.00	24.82	PASS	Horizontal	PK
2	1759.784	14.23	37.05	51.28	74.00	22.72	PASS	Horizontal	PK
3	3661.0941	-12.85	54.18	41.33	74.00	32.67	PASS	Horizontal	PK
4	4881.8755	-8.36	56.65	48.29	74.00	25.71	PASS	Horizontal	PK
5	7322.7882	-2.86	51.76	48.90	74.00	25.10	PASS	Horizontal	PK
6	11262.0508	2.41	44.20	46.61	74.00	27.39	PASS	Horizontal	PK
7	1080.1387	11.26	37.60	48.86	74.00	25.14	PASS	Vertical	PK
8	1626.4418	13.79	36.87	50.66	74.00	23.34	PASS	Vertical	PK
9	3286.0191	-14.09	53.47	39.38	74.00	34.62	PASS	Vertical	PK
10	4881.8755	-8.36	51.79	43.43	74.00	30.57	PASS	Vertical	PK
11	6382.1755	-4.36	52.63	48.27	74.00	25.73	PASS	Vertical	PK
12	7322.7882	-2.86	52.80	49.94	74.00	24.06	PASS	Vertical	PK

Remark			（Wio-LR1121）FPC Antenna						
Mode:			2.4G Transmitting			Channel:		2479 MHz	
NO	Freq. [MHz]	Factor [dB]	Reading [dBμV]	Level [dBμV/m]	Limit [dBμV/m]	Margin [dB]	Result	Polarity	Remark
1	1167.8779	11.46	37.61	49.07	74.00	24.93	PASS	Horizontal	PK
2	1521.2347	13.32	36.89	50.21	74.00	23.79	PASS	Horizontal	PK
3	3718.2979	-12.81	57.83	45.02	74.00	28.98	PASS	Horizontal	PK
4	4957.9305	-8.04	58.61	50.57	74.00	23.43	PASS	Horizontal	PK
5	7437.1958	-2.56	52.25	49.69	74.00	24.31	PASS	Horizontal	PK
6	10216.7811	1.68	43.79	45.47	74.00	28.53	PASS	Horizontal	PK
7	1159.0773	11.48	37.36	48.84	74.00	25.16	PASS	Vertical	PK
8	1702.9802	14.09	37.15	51.24	74.00	22.76	PASS	Vertical	PK
9	3197.6132	-14.46	58.96	44.50	74.00	29.50	PASS	Vertical	PK
10	4957.9305	-8.04	52.75	44.71	74.00	29.29	PASS	Vertical	PK
11	6400.3767	-4.37	50.36	45.99	74.00	28.01	PASS	Vertical	PK
12	7979.982	-1.38	50.62	49.24	74.00	24.76	PASS	Vertical	PK

Remark			（Wio-LR1121-N）Spring Antenna						
Mode:			2.4G Transmitting			Channel:		2403 MHz	
NO	Freq. [MHz]	Factor [dB]	Reading [dBμV]	Level [dBμV/m]	Limit [dBμV/m]	Margin [dB]	Result	Polarity	Remark
1	1145.8764	11.47	37.59	49.06	74.00	24.94	PASS	Horizontal	PK
2	1511.7675	13.29	37.23	50.52	74.00	23.48	PASS	Horizontal	PK
3	3708.5472	-12.79	52.33	39.54	74.00	34.46	PASS	Horizontal	PK
4	4805.8204	-8.59	56.84	48.25	74.00	25.75	PASS	Horizontal	PK
5	7209.0306	-3.33	51.39	48.06	74.00	25.94	PASS	Horizontal	PK
6	11754.7837	2.41	44.95	47.36	74.00	26.64	PASS	Horizontal	PK
7	1265.351	11.91	37.45	49.36	74.00	24.64	PASS	Vertical	PK
8	1686.3124	14.02	37.15	51.17	74.00	22.83	PASS	Vertical	PK
9	3187.8625	-14.49	59.10	44.61	74.00	29.39	PASS	Vertical	PK
10	4805.8204	-8.59	56.41	47.82	74.00	26.18	PASS	Vertical	PK
11	6408.1772	-4.35	52.22	47.87	74.00	26.13	PASS	Vertical	PK
12	7209.0306	-3.33	52.58	49.25	74.00	24.75	PASS	Vertical	PK

Remark			（Wio-LR1121-N）Spring Antenna						
Mode:			2.4G Transmitting			Channel:		2441 MHz	
NO	Freq. [MHz]	Factor [dB]	Reading [dBμV]	Level [dBμV/m]	Limit [dBμV/m]	Margin [dB]	Result	Polarity	Remark
1	1139.876	11.43	37.53	48.96	74.00	25.04	PASS	Horizontal	PK
2	1665.511	13.89	36.85	50.74	74.00	23.26	PASS	Horizontal	PK
3	3455.0303	-13.86	54.52	40.66	74.00	33.34	PASS	Horizontal	PK
4	4881.8755	-8.36	60.13	51.77	74.00	22.23	PASS	Horizontal	PK
5	7726.4651	-1.55	46.85	45.30	74.00	28.70	PASS	Horizontal	PK
6	12561.4874	4.38	43.76	48.14	74.00	25.86	PASS	Horizontal	PK
7	1192.9462	11.57	37.36	48.93	74.00	25.07	PASS	Vertical	PK
8	1652.9769	13.93	36.51	50.44	74.00	23.56	PASS	Vertical	PK
9	3193.7129	-14.48	59.97	45.49	74.00	28.51	PASS	Vertical	PK
10	4881.8755	-8.36	59.77	51.41	74.00	22.59	PASS	Vertical	PK
11	7322.7882	-2.86	52.19	49.33	74.00	24.67	PASS	Vertical	PK
12	10229.131	1.79	44.33	46.12	74.00	27.88	PASS	Vertical	PK

Remark			（Wio-LR1121-N）Spring Antenna						
Mode:			2.4G Transmitting			Channel:		2479 MHz	
NO	Freq. [MHz]	Factor [dB]	Reading [dBμV]	Level [dBμV/m]	Limit [dBμV/m]	Margin [dB]	Result	Polarity	Remark
1	1138.2759	11.43	37.06	48.49	74.00	25.51	PASS	Horizontal	PK
2	1610.574	13.73	36.88	50.61	74.00	23.39	PASS	Horizontal	PK
3	3820.3547	-12.30	52.95	40.65	74.00	33.35	PASS	Horizontal	PK
4	4957.9305	-8.04	59.49	51.45	74.00	22.55	PASS	Horizontal	PK
5	7437.1958	-2.56	48.46	45.90	74.00	28.10	PASS	Horizontal	PK
6	11734.6323	2.49	44.43	46.92	74.00	27.08	PASS	Horizontal	PK
7	1231.3488	11.51	37.35	48.86	74.00	25.14	PASS	Vertical	PK
8	1640.7094	14.05	36.67	50.72	74.00	23.28	PASS	Vertical	PK
9	3187.2125	-14.50	59.53	45.03	74.00	28.97	PASS	Vertical	PK
10	4957.9305	-8.04	60.31	52.27	74.00	21.73	PASS	Vertical	PK
11	7437.1958	-2.56	49.07	46.51	74.00	27.49	PASS	Vertical	PK
12	10238.8826	1.88	43.48	45.36	74.00	28.64	PASS	Vertical	PK

Remark			（Wio-LR1121）Fiberglass Antenna						
Mode:			2.4G Transmitting			Channel:		2403 MHz	
NO	Freq. [MHz]	Factor [dB]	Reading [dBμV]	Level [dBμV/m]	Limit [dBμV/m]	Margin [dB]	Result	Polarity	Remark
1	1136.4091	11.43	39.06	50.49	74.00	23.51	PASS	Horizontal	PK
2	1581.1054	13.56	36.48	50.04	74.00	23.96	PASS	Horizontal	PK
3	3380.9254	-13.99	53.94	39.95	74.00	34.05	PASS	Horizontal	PK
4	4805.8204	-8.59	58.53	49.94	74.00	24.06	PASS	Horizontal	PK
5	7209.0306	-3.33	54.71	51.38	74.00	22.62	PASS	Horizontal	PK
6	11891.2928	2.71	46.35	49.06	74.00	24.94	PASS	Horizontal	PK
7	1151.0767	11.50	36.89	48.39	74.00	25.61	PASS	Vertical	PK
8	1504.1669	13.32	36.43	49.75	74.00	24.25	PASS	Vertical	PK
9	3186.5624	-14.50	58.07	43.57	74.00	30.43	PASS	Vertical	PK
10	4805.8204	-8.59	60.15	51.56	74.00	22.44	PASS	Vertical	PK
11	7209.0306	-3.33	55.02	51.69	74.00	22.31	PASS	Vertical	PK
12	9612.2408	1.36	49.33	50.69	74.00	23.31	PASS	Vertical	PK

Remark			（Wio-LR1121）Fiberglass Antenna						
Mode:			2.4G Transmitting			Channel:		2441 MHz	
NO	Freq. [MHz]	Factor [dB]	Reading [dBμV]	Level [dBμV/m]	Limit [dBμV/m]	Margin [dB]	Result	Polarity	Remark
1	1164.811	11.47	36.67	48.14	74.00	25.86	PASS	Horizontal	PK
2	1666.0444	13.92	36.57	50.49	74.00	23.51	PASS	Horizontal	PK
3	3193.0629	-14.48	55.53	41.05	74.00	32.95	PASS	Horizontal	PK
4	4948.1799	-8.03	49.15	41.12	74.00	32.88	PASS	Horizontal	PK
5	7322.7882	-2.86	55.27	52.41	74.00	21.59	PASS	Horizontal	PK
6	10271.3848	1.94	43.87	45.81	74.00	28.19	PASS	Horizontal	PK
7	1120.1413	11.30	37.60	48.90	74.00	25.10	PASS	Vertical	PK
8	1709.6473	14.11	37.11	51.22	74.00	22.78	PASS	Vertical	PK
9	3198.2632	-14.46	59.32	44.86	74.00	29.14	PASS	Vertical	PK
10	4881.8755	-8.36	51.52	43.16	74.00	30.84	PASS	Vertical	PK
11	7322.7882	-2.86	51.81	48.95	74.00	25.05	PASS	Vertical	PK
12	9764.351	1.24	47.89	49.13	74.00	24.87	PASS	Vertical	PK

Remark			（Wio-LR1121）Fiberglass Antenna						
Mode:			2.4G Transmitting			Channel:		2479 MHz	
NO	Freq. [MHz]	Factor [dB]	Reading [dBμV]	Level [dBμV/m]	Limit [dBμV/m]	Margin [dB]	Result	Polarity	Remark
1	1173.7449	11.45	36.81	48.26	74.00	25.74	PASS	Horizontal	PK
2	1786.3191	14.23	36.77	51.00	74.00	23.00	PASS	Horizontal	PK
3	3198.9133	-14.46	55.71	41.25	74.00	32.75	PASS	Horizontal	PK
4	4957.9305	-8.04	53.87	45.83	74.00	28.17	PASS	Horizontal	PK
5	7436.5458	-2.57	53.93	51.36	74.00	22.64	PASS	Horizontal	PK
6	10268.7846	1.95	44.36	46.31	74.00	27.69	PASS	Horizontal	PK
7	1107.6072	11.29	37.14	48.43	74.00	25.57	PASS	Vertical	PK
8	1717.2478	14.19	35.99	50.18	74.00	23.82	PASS	Vertical	PK
9	3198.9133	-14.46	60.22	45.76	74.00	28.24	PASS	Vertical	PK
10	4957.9305	-8.04	55.04	47.00	74.00	27.00	PASS	Vertical	PK
11	6403.6269	-4.36	52.13	47.77	74.00	26.23	PASS	Vertical	PK
12	7436.5458	-2.57	53.84	51.27	74.00	22.73	PASS	Vertical	PK

Remark			（Wio-LR1121-N）FPC Antenna						
Mode:			2.4G Transmitting			Channel:		2403 MHz	
NO	Freq. [MHz]	Factor [dB]	Reading [dBμV]	Level [dBμV/m]	Limit [dBμV/m]	Margin [dB]	Result	Polarity	Remark
1	1060.404	11.08	38.27	49.35	74.00	24.65	PASS	Horizontal	PK
2	1626.9751	13.80	36.65	50.45	74.00	23.55	PASS	Horizontal	PK
3	3432.9289	-13.90	53.51	39.61	74.00	34.39	PASS	Horizontal	PK
4	4806.4704	-8.59	53.58	44.99	74.00	29.01	PASS	Horizontal	PK
5	7209.0306	-3.33	52.93	49.60	74.00	24.40	PASS	Horizontal	PK
6	7978.0319	-1.38	48.52	47.14	74.00	26.86	PASS	Horizontal	PK
7	1174.0116	11.46	36.98	48.44	74.00	25.56	PASS	Vertical	PK
8	1800.1867	14.20	36.55	50.75	74.00	23.25	PASS	Vertical	PK
9	3197.6132	-14.46	59.93	45.47	74.00	28.53	PASS	Vertical	PK
10	6391.2761	-4.36	53.62	49.26	74.00	24.74	PASS	Vertical	PK
11	7991.6828	-1.37	48.21	46.84	74.00	27.16	PASS	Vertical	PK
12	9612.2408	1.36	48.12	49.48	74.00	24.52	PASS	Vertical	PK

Remark			（Wio-LR1121-N）FPC Antenna						
Mode:			2.4G Transmitting			Channel:		2441 MHz	
NO	Freq. [MHz]	Factor [dB]	Reading [dBμV]	Level [dBμV/m]	Limit [dBμV/m]	Margin [dB]	Result	Polarity	Remark
1	1165.611	11.46	36.12	47.58	74.00	26.42	PASS	Horizontal	PK
2	1733.7823	14.15	35.45	49.60	74.00	24.40	PASS	Horizontal	PK
3	3661.0941	-12.85	54.18	41.33	74.00	32.67	PASS	Horizontal	PK
4	4881.8755	-8.36	56.15	47.79	74.00	26.21	PASS	Horizontal	PK
5	7322.7882	-2.86	50.76	47.90	74.00	26.10	PASS	Horizontal	PK
6	9722.0981	1.28	43.92	45.20	74.00	28.80	PASS	Horizontal	PK
7	1116.1411	11.29	36.88	48.17	74.00	25.83	PASS	Vertical	PK
8	1860.8574	14.50	35.66	50.16	74.00	23.84	PASS	Vertical	PK
9	3193.7129	-14.48	61.94	47.46	74.00	26.54	PASS	Vertical	PK
10	5140.5927	-7.41	48.13	40.72	74.00	33.28	PASS	Vertical	PK
11	6360.074	-4.36	50.57	46.21	74.00	27.79	PASS	Vertical	PK
12	9763.7009	1.24	45.30	46.54	74.00	27.46	PASS	Vertical	PK

Remark			（Wio-LR1121-N）FPC Antenna						
Mode:			2.4G Transmitting			Channel:		2479 MHz	
NO	Freq. [MHz]	Factor [dB]	Reading [dBμV]	Level [dBμV/m]	Limit [dBμV/m]	Margin [dB]	Result	Polarity	Remark
1	1229.0819	11.52	36.69	48.21	74.00	25.79	PASS	Horizontal	PK
2	1819.388	14.38	35.84	50.22	74.00	23.78	PASS	Horizontal	PK
3	3187.2125	-14.50	56.71	42.21	74.00	31.79	PASS	Horizontal	PK
4	4957.9305	-8.04	57.11	49.07	74.00	24.93	PASS	Horizontal	PK
5	7437.1958	-2.56	51.75	49.19	74.00	24.81	PASS	Horizontal	PK
6	10216.7811	1.68	43.79	45.47	74.00	28.53	PASS	Horizontal	PK
7	1016.4011	11.02	38.37	49.39	74.00	24.61	PASS	Vertical	PK
8	1770.4514	14.39	35.56	49.95	74.00	24.05	PASS	Vertical	PK
9	3186.5624	-14.50	58.49	43.99	74.00	30.01	PASS	Vertical	PK
10	6374.375	-4.36	47.99	43.63	74.00	30.37	PASS	Vertical	PK
11	7437.1958	-2.56	51.31	48.75	74.00	25.25	PASS	Vertical	PK
12	10256.4338	1.98	43.94	45.92	74.00	28.08	PASS	Vertical	PK

Remark			（Wio-LR1121-N）Fiberglass Antenna						
Mode:			2.4G Transmitting			Channel:		2403 MHz	
NO	Freq. [MHz]	Factor [dB]	Reading [dBμV]	Level [dBμV/m]	Limit [dBμV/m]	Margin [dB]	Result	Polarity	Remark
1	1136.4091	11.43	39.06	50.49	74.00	23.51	PASS	Horizontal	PK
2	1818.8546	14.38	36.20	50.58	74.00	23.42	PASS	Horizontal	PK
3	3365.3244	-13.99	53.16	39.17	74.00	34.83	PASS	Horizontal	PK
4	4805.8204	-8.59	56.53	47.94	74.00	26.06	PASS	Horizontal	PK
5	7209.0306	-3.33	53.71	50.38	74.00	23.62	PASS	Horizontal	PK
6	11891.2928	2.71	46.35	49.06	74.00	24.94	PASS	Horizontal	PK
7	1220.2814	11.54	36.61	48.15	74.00	25.85	PASS	Vertical	PK
8	2024.2016	14.57	36.17	50.74	74.00	23.26	PASS	Vertical	PK
9	3733.2489	-12.84	54.93	42.09	74.00	31.91	PASS	Vertical	PK
10	6371.7748	-4.36	49.43	45.07	74.00	28.93	PASS	Vertical	PK
11	7209.0306	-3.33	53.52	50.19	74.00	23.81	PASS	Vertical	PK
12	1220.2814	11.54	36.61	48.15	74.00	25.85	PASS	Vertical	PK

Remark			（Wio-LR1121-N）Fiberglass Antenna						
Mode:			2.4G Transmitting			Channel:		2441 MHz	
NO	Freq. [MHz]	Factor [dB]	Reading [dBμV]	Level [dBμV/m]	Limit [dBμV/m]	Margin [dB]	Result	Polarity	Remark
1	1226.2818	11.52	36.91	48.43	74.00	25.57	PASS	Horizontal	PK
2	1721.6481	14.21	36.82	51.03	74.00	22.97	PASS	Horizontal	PK
3	3416.6778	-13.93	53.44	39.51	74.00	34.49	PASS	Horizontal	PK
4	4846.7731	-8.48	49.26	40.78	74.00	33.22	PASS	Horizontal	PK
5	7322.7882	-2.86	53.77	50.91	74.00	23.09	PASS	Horizontal	PK
6	11652.7268	2.42	45.24	47.66	74.00	26.34	PASS	Horizontal	PK
7	1086.0057	11.30	38.41	49.71	74.00	24.29	PASS	Vertical	PK
8	1688.1792	14.02	37.13	51.15	74.00	22.85	PASS	Vertical	PK
9	3198.2632	-14.46	57.82	43.36	74.00	30.64	PASS	Vertical	PK
10	6380.8754	-4.37	51.18	46.81	74.00	27.19	PASS	Vertical	PK
11	7809.0206	-2.00	47.39	45.39	74.00	28.61	PASS	Vertical	PK
12	12347.6232	4.14	44.55	48.69	74.00	25.31	PASS	Vertical	PK

Remark			（Wio-LR1121-N）Fiberglass Antenna						
Mode:			2.4G Transmitting			Channel:		2479 MHz	
NO	Freq. [MHz]	Factor [dB]	Reading [dBμV]	Level [dBμV/m]	Limit [dBμV/m]	Margin [dB]	Result	Polarity	Remark
1	1087.8725	11.30	36.99	48.29	74.00	25.71	PASS	Horizontal	PK
2	1719.7813	14.22	35.64	49.86	74.00	24.14	PASS	Horizontal	PK
3	3172.2615	-14.55	53.86	39.31	74.00	34.69	PASS	Horizontal	PK
4	4957.9305	-8.04	53.37	45.33	74.00	28.67	PASS	Horizontal	PK
5	7436.5458	-2.57	52.93	50.36	74.00	23.64	PASS	Horizontal	PK
6	10268.7846	1.95	44.36	46.31	74.00	27.69	PASS	Horizontal	PK
7	1130.0087	11.43	36.69	48.12	74.00	25.88	PASS	Vertical	PK
8	1611.3741	13.72	36.40	50.12	74.00	23.88	PASS	Vertical	PK
9	3187.2125	-14.50	59.76	45.26	74.00	28.74	PASS	Vertical	PK
10	4957.9305	-8.04	54.54	46.50	74.00	27.50	PASS	Vertical	PK
11	7436.5458	-2.57	51.84	49.27	74.00	24.73	PASS	Vertical	PK
12	10240.8327	1.90	43.83	45.73	74.00	28.27	PASS	Vertical	PK

Remark:

1) The field strength is calculated by adding the Antenna Factor, Cable Factor & Preamplifier. The basic equation with a sample calculation is as follows:

   Final Test Level =Receiver Reading + Antenna Factor + Cable Factor – Preamplifier Factor

2) Scan from 9kHz to 25GHz, the disturbance above 10GHz and below 30MHz was very low. As shown in this section, for frequencies above 1GHz, the field strength limits are based on average limits. However, the peak field strength of any emission shall not exceed the maximum permitted average limits specified above by more than 20 dB under any condition of modulation. So, only the peak measurements were shown in the report.

Restricted bands:

Remark	（Wio-LR1121）FPC Antenna		
Mode:	2.4G Transmitting	Channel:	2403 MHz

Test Graph

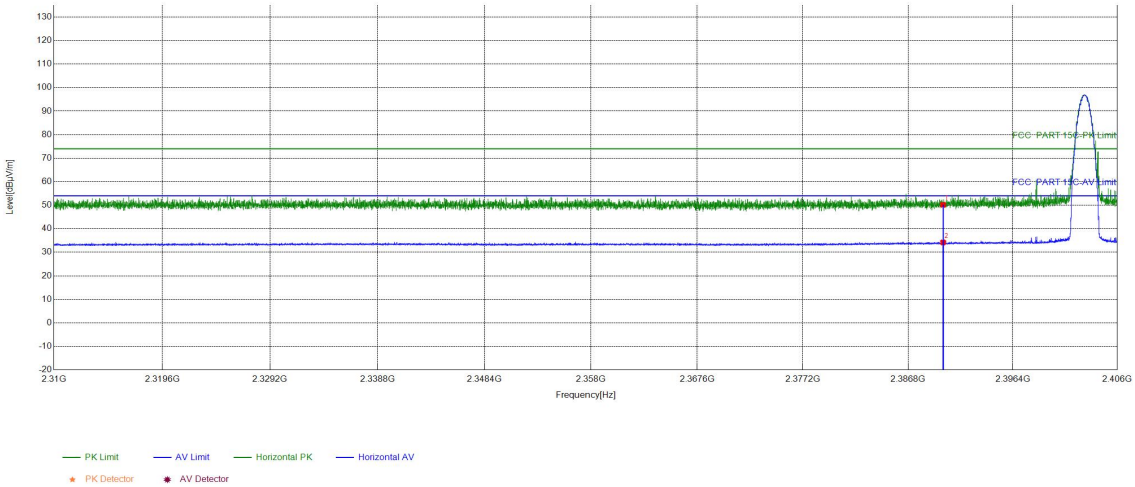

Suspected List									
NO	Freq. [MHz]	Factor [dB]	Reading [dBμV]	Level [dBμV/m]	Limit [dBμV/m]	Margin [dB]	Result	Polarity	Remark
1	2390	15.96	34.23	50.19	74.00	23.81	PASS	Horizontal	PK
2	2390	15.96	18.22	34.18	54.00	19.82	PASS	Horizontal	AV

Remark	（Wio-LR1121）FPC Antenna		
Mode:	2.4G Transmitting	Channel:	2403 MHz

Test Graph

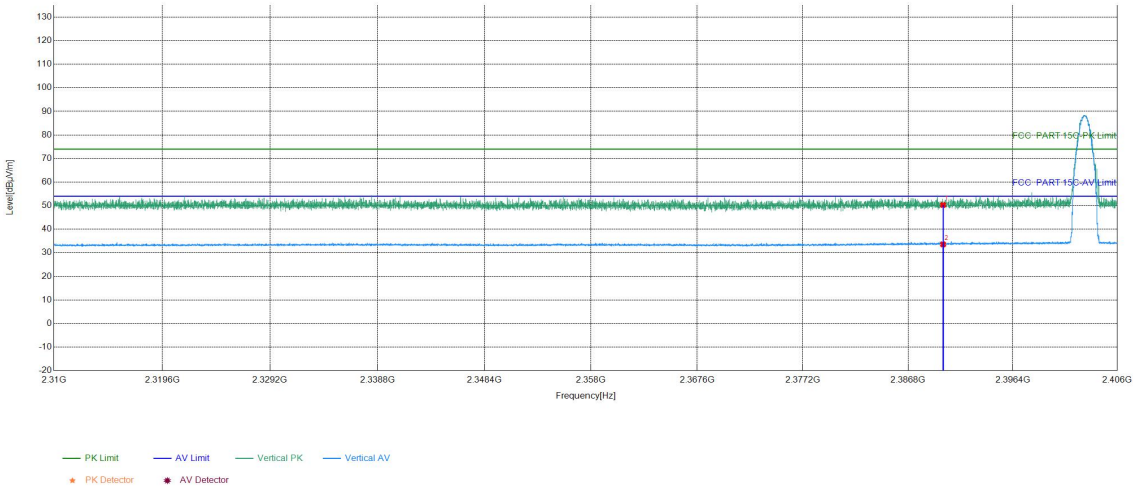

Suspected List									
NO	Freq. [MHz]	Factor [dB]	Reading [dBμV]	Level [dBμV/m]	Limit [dBμV/m]	Margin [dB]	Result	Polarity	Remark
1	2390	15.96	34.34	50.30	74.00	23.70	PASS	Vertical	PK
2	2390	15.96	17.62	33.58	54.00	20.42	PASS	Vertical	AV

Remark	（Wio-LR1121）FPC Antenna		
Mode:	2.4G Transmitting	Channel:	2479 MHz

Test Graph

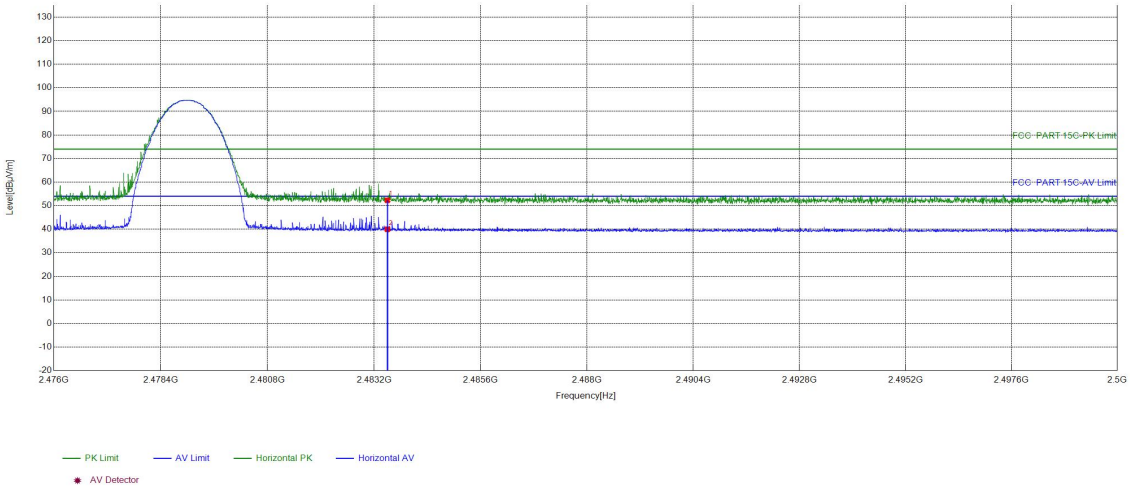

Suspected List									
NO	Freq. [MHz]	Factor [dB]	Reading [dBμV]	Level [dBμV/m]	Limit [dBμV/m]	Margin [dB]	Result	Polarity	Remark
1	2483.5	16.29	35.99	52.28	74.00	21.72	PASS	Horizontal	PK
2	2483.5	16.29	23.68	39.97	54.00	14.03	PASS	Horizontal	AV

Remark	（Wio-LR1121）FPC Antenna		
Mode:	2.4G Transmitting	Channel:	2479 MHz

Test Graph

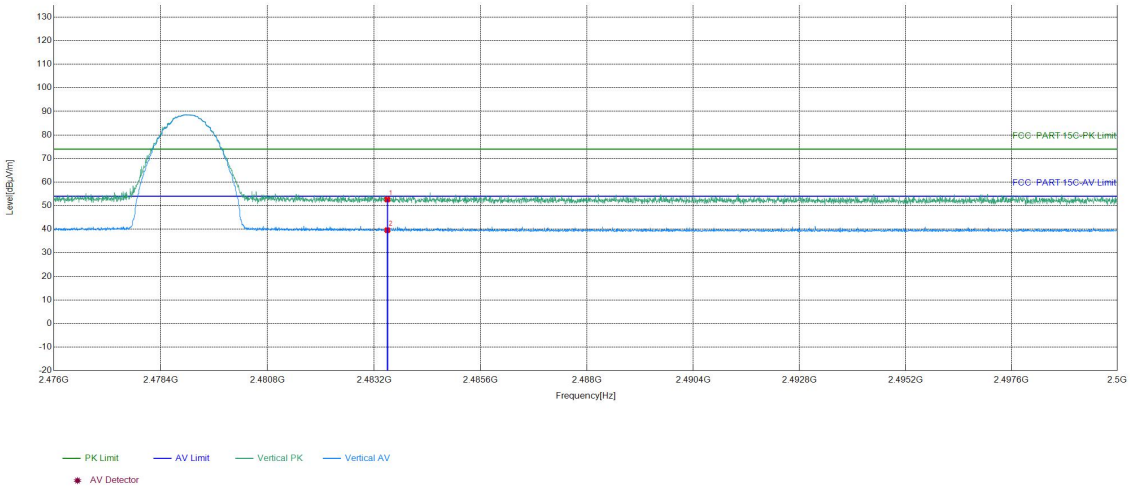

Suspected List									
NO	Freq. [MHz]	Factor [dB]	Reading [dBμV]	Level [dBμV/m]	Limit [dBμV/m]	Margin [dB]	Result	Polarity	Remark
1	2483.5	16.29	36.34	52.63	74.00	21.37	PASS	Vertical	PK
2	2483.5	16.29	23.31	39.60	54.00	14.40	PASS	Vertical	AV

Remark	（Wio-LR1121-N）Spring Antenna		
Mode:	2.4G Transmitting	Channel:	2403 MHz

Test Graph

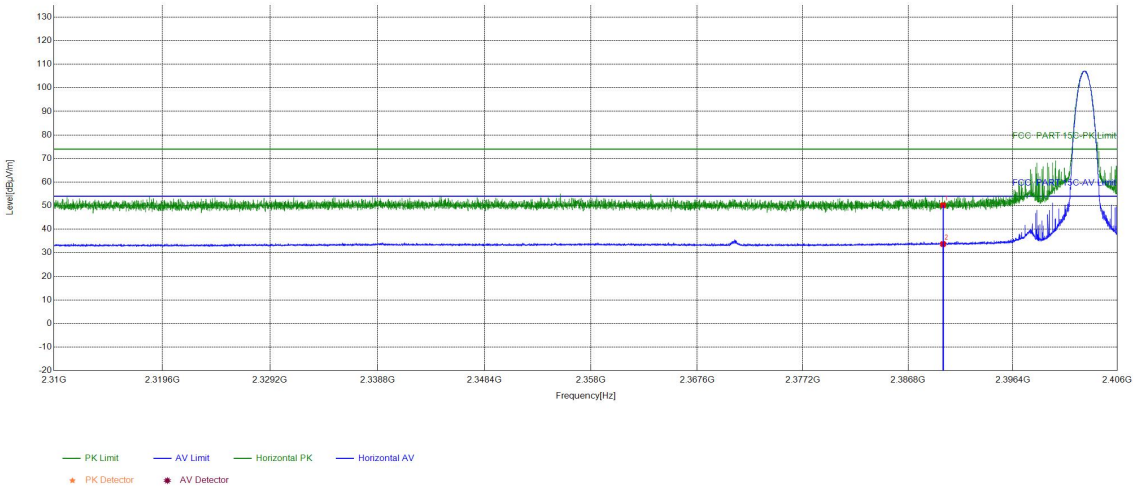

Suspected List									
NO	Freq. [MHz]	Factor [dB]	Reading [dBμV]	Level [dBμV/m]	Limit [dBμV/m]	Margin [dB]	Result	Polarity	Remark
1	2390	15.96	34.22	50.18	74.00	23.82	PASS	Horizontal	PK
2	2390	15.96	17.77	33.73	54.00	20.27	PASS	Horizontal	AV

Remark	（Wio-LR1121-N）Spring Antenna		
Mode:	2.4G Transmitting	Channel:	2403 MHz

Test Graph

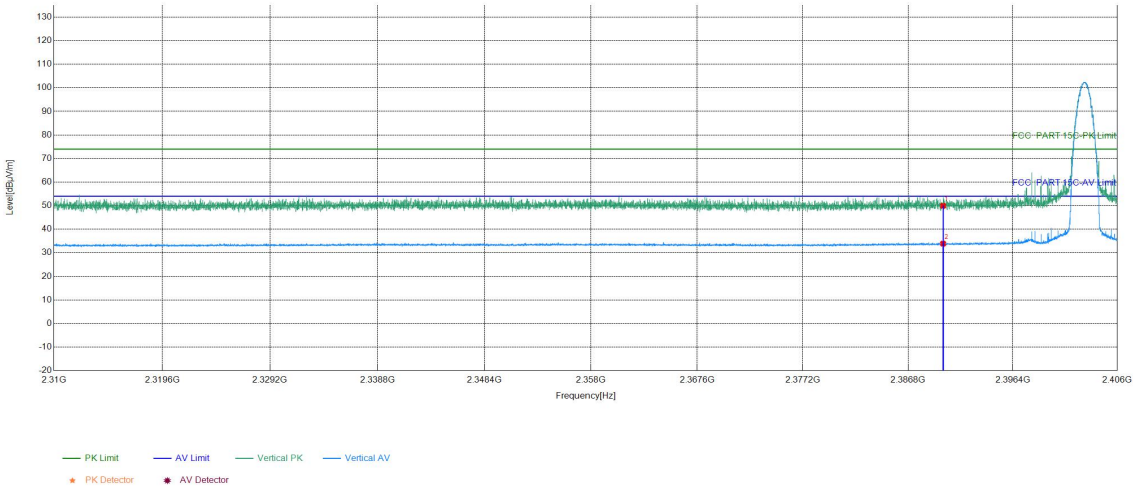

Suspected List									
NO	Freq. [MHz]	Factor [dB]	Reading [dBμV]	Level [dBμV/m]	Limit [dBμV/m]	Margin [dB]	Result	Polarity	Remark
1	2390	15.96	34.00	49.96	74.00	24.04	PASS	Vertical	PK
2	2390	15.96	17.93	33.89	54.00	20.11	PASS	Vertical	AV

Remark	（Wio-LR1121-N）Spring Antenna		
Mode:	2.4G Transmitting	Channel:	2479 MHz

Test Graph

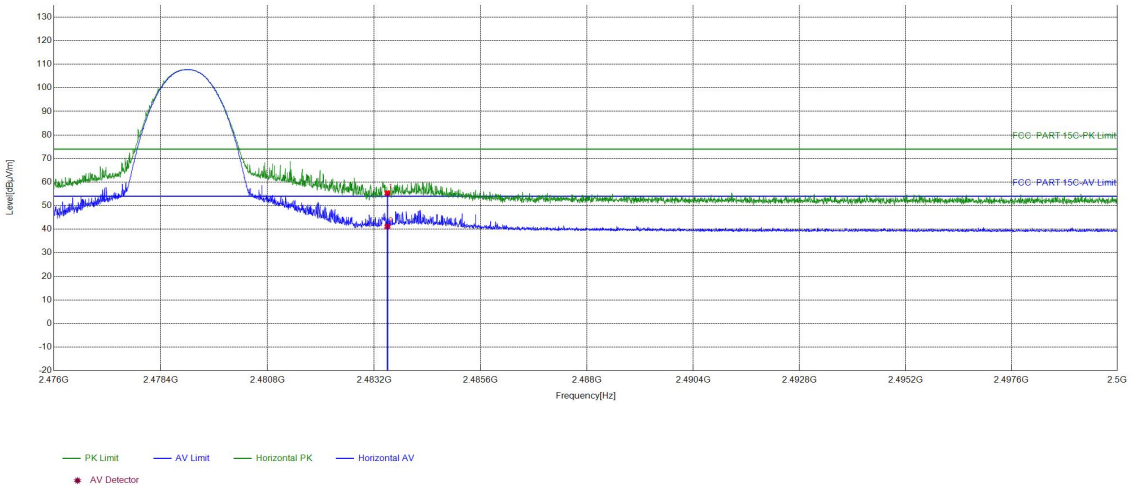

Suspected List									
NO	Freq. [MHz]	Factor [dB]	Reading [dBμV]	Level [dBμV/m]	Limit [dBμV/m]	Margin [dB]	Result	Polarity	Remark
1	2483.5	16.29	39.01	55.30	74.00	18.70	PASS	Horizontal	PK
2	2483.5	16.29	24.86	41.15	54.00	12.85	PASS	Horizontal	AV

Remark	（Wio-LR1121-N）Spring Antenna		
Mode:	2.4G Transmitting	Channel:	2479 MHz

Test Graph

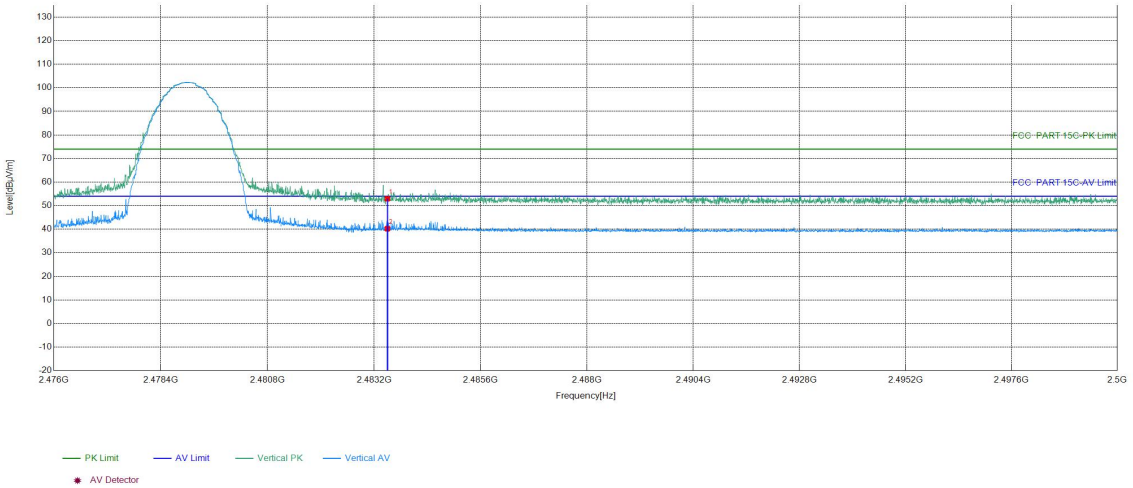

Suspected List									
NO	Freq. [MHz]	Factor [dB]	Reading [dBμV]	Level [dBμV/m]	Limit [dBμV/m]	Margin [dB]	Result	Polarity	Remark
1	2483.5	16.29	36.67	52.96	74.00	21.04	PASS	Vertical	PK
2	2483.5	16.29	23.94	40.23	54.00	13.77	PASS	Vertical	AV

Remark	（Wio-LR1121）Fiberglass Antenna		
Mode:	2.4G Transmitting	Channel:	2403 MHz

Test Graph

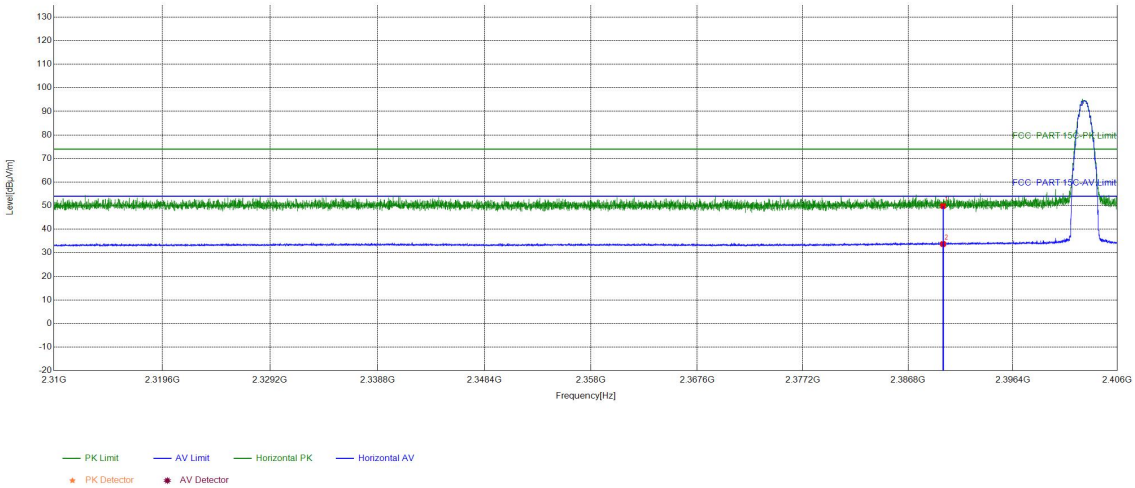

Suspected List									
NO	Freq. [MHz]	Factor [dB]	Reading [dBμV]	Level [dBμV/m]	Limit [dBμV/m]	Margin [dB]	Result	Polarity	Remark
1	2390	15.96	33.89	49.85	74.00	24.15	PASS	Horizontal	PK
2	2390	15.96	17.77	33.73	54.00	20.27	PASS	Horizontal	AV

Remark	（Wio-LR1121）Fiberglass Antenna		
Mode:	2.4G Transmitting	Channel:	2403 MHz

Test Graph

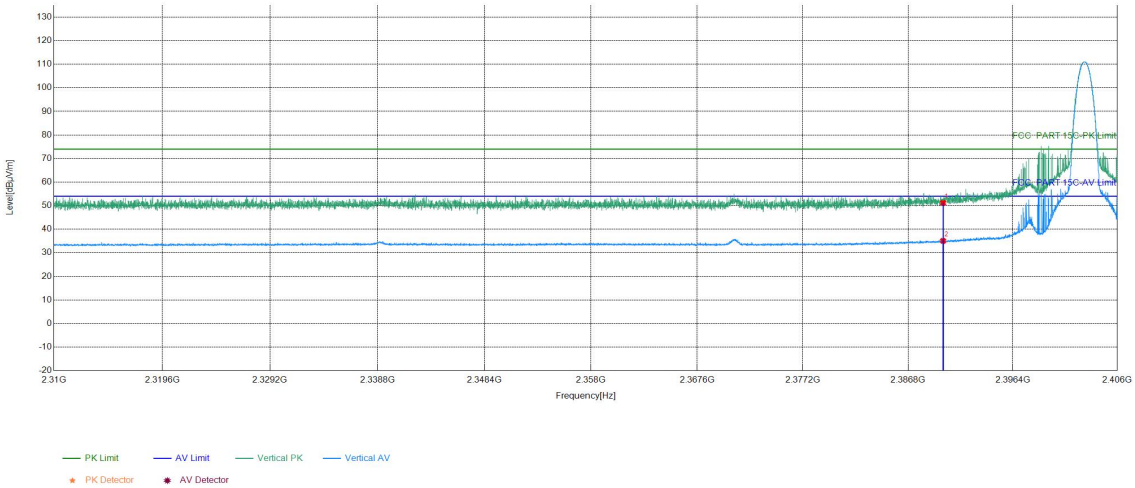

Suspected List									
NO	Freq. [MHz]	Factor [dB]	Reading [dBμV]	Level [dBμV/m]	Limit [dBμV/m]	Margin [dB]	Result	Polarity	Remark
1	2390	15.96	35.20	51.16	74.00	22.84	PASS	Vertical	PK
2	2390	15.96	19.09	35.05	54.00	18.95	PASS	Vertical	AV

Remark	（Wio-LR1121）Fiberglass Antenna		
Mode:	2.4G Transmitting	Channel:	2479 MHz

Test Graph

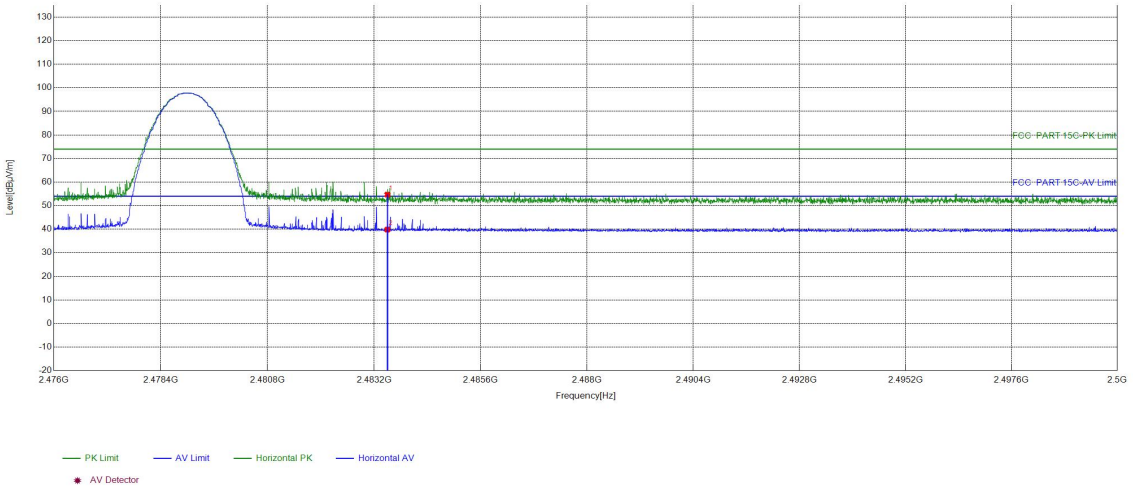

Suspected List									
NO	Freq. [MHz]	Factor [dB]	Reading [dBμV]	Level [dBμV/m]	Limit [dBμV/m]	Margin [dB]	Result	Polarity	Remark
1	2483.5	16.29	38.40	54.69	74.00	19.31	PASS	Horizontal	PK
2	2483.5	16.29	23.55	39.84	54.00	14.16	PASS	Horizontal	AV

Remark	（Wio-LR1121）Fiberglass Antenna		
Mode:	2.4G Transmitting	Channel:	2479 MHz

Test Graph

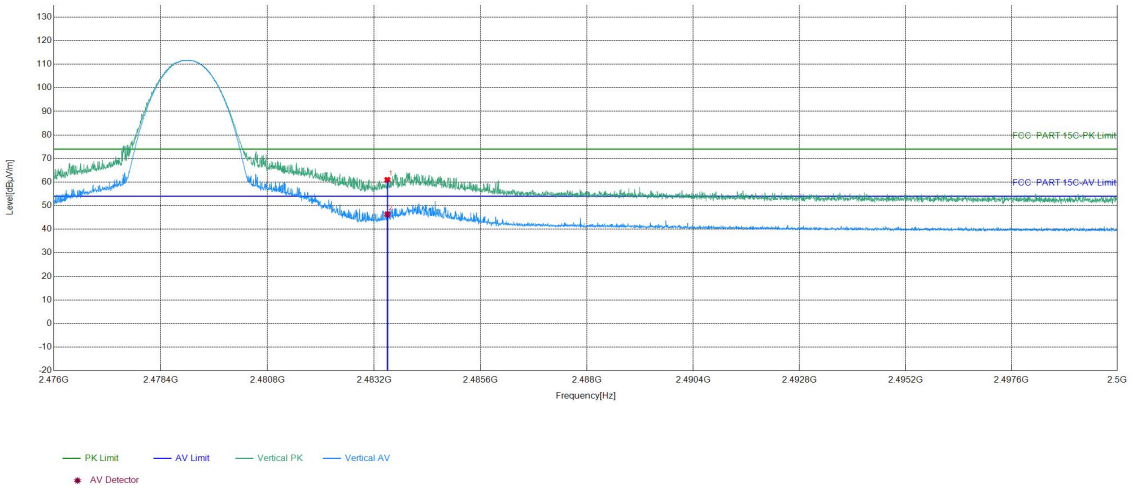

Suspected List									
NO	Freq. [MHz]	Factor [dB]	Reading [dBµV]	Level [dBµV/m]	Limit [dBµV/m]	Margin [dB]	Result	Polarity	Remark
1	2483.5	16.29	44.66	60.95	74.00	13.05	PASS	Vertical	PK
2	2483.5	16.29	30.02	46.31	54.00	7.69	PASS	Vertical	AV

Remark	（Wio-LR1121-N）FPC Antenna		
Mode:	2.4G Transmitting	Channel:	2403 MHz

Test Graph

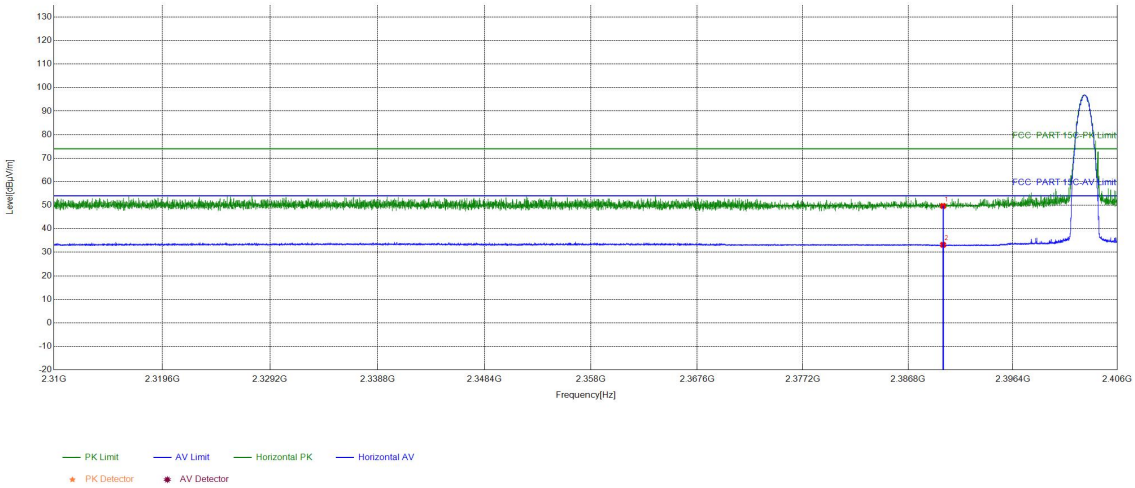

Suspected List									
NO	Freq. [MHz]	Factor [dB]	Reading [dBμV]	Level [dBμV/m]	Limit [dBμV/m]	Margin [dB]	Result	Polarity	Remark
1	2390	15.96	33.73	49.69	74.00	24.31	PASS	Horizontal	PK
2	2390	15.96	17.22	33.18	54.00	20.82	PASS	Horizontal	AV

Remark	（Wio-LR1121-N）FPC Antenna		
Mode:	2.4G Transmitting	Channel:	2403 MHz

Test Graph

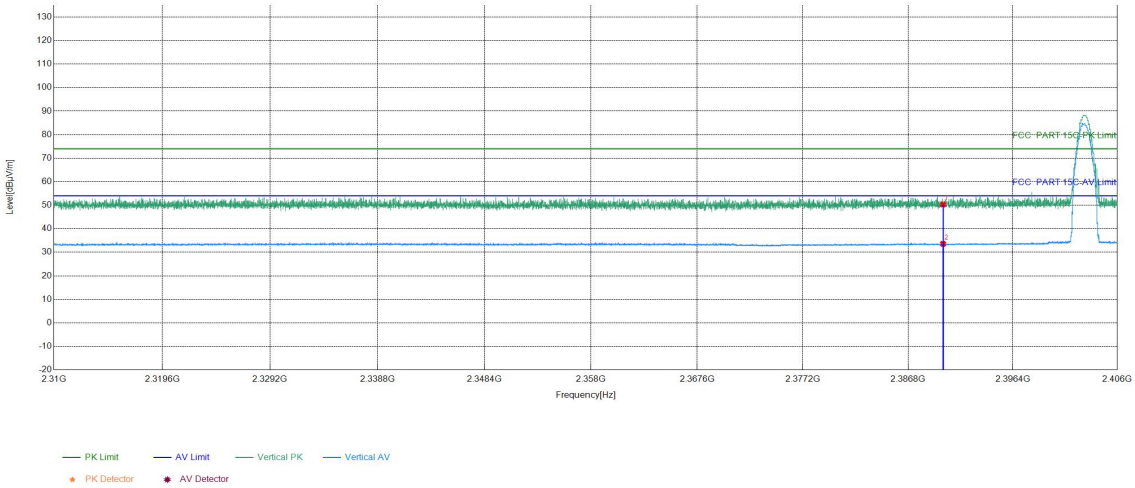

Suspected List									
NO	Freq. [MHz]	Factor [dB]	Reading [dBµV]	Level [dBµV/m]	Limit [dBµV/m]	Margin [dB]	Result	Polarity	Remark
1	2390	15.96	34.34	50.30	74.00	23.70	PASS	Vertical	PK
2	2390	15.96	17.62	33.58	54.00	20.42	PASS	Vertical	AV

Remark	（Wio-LR1121-N）FPC Antenna		
Mode:	2.4G Transmitting	Channel:	2479 MHz

Test Graph

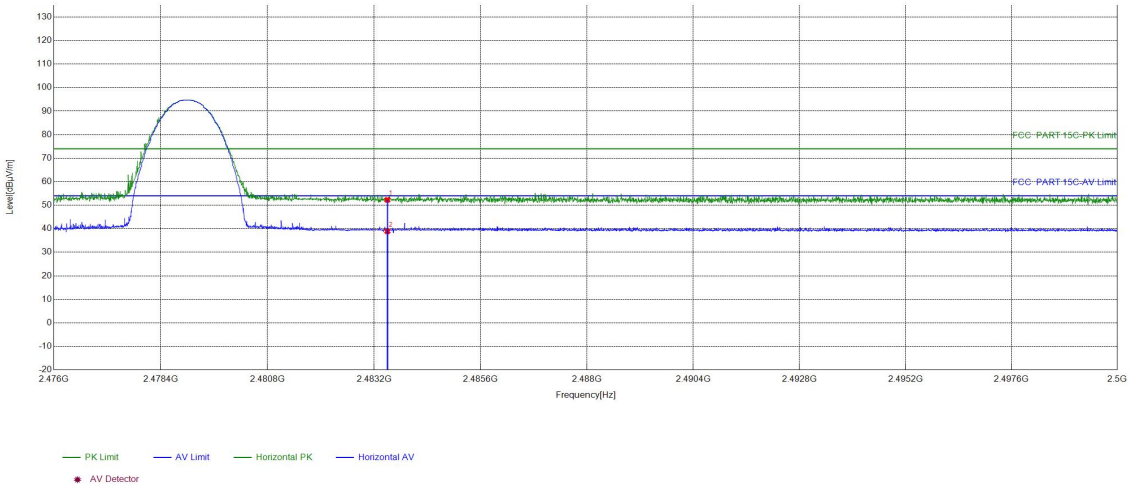

Suspected List									
NO	Freq. [MHz]	Factor [dB]	Reading [dBµV]	Level [dBµV/m]	Limit [dBµV/m]	Margin [dB]	Result	Polarity	Remark
1	2483.5	16.29	35.99	52.28	74.00	21.72	PASS	Horizontal	PK
2	2483.5	16.29	22.67	38.96	54.00	15.04	PASS	Horizontal	AV

Remark	（Wio-LR1121-N）FPC Antenna		
Mode:	2.4G Transmitting	Channel:	2479 MHz

Test Graph

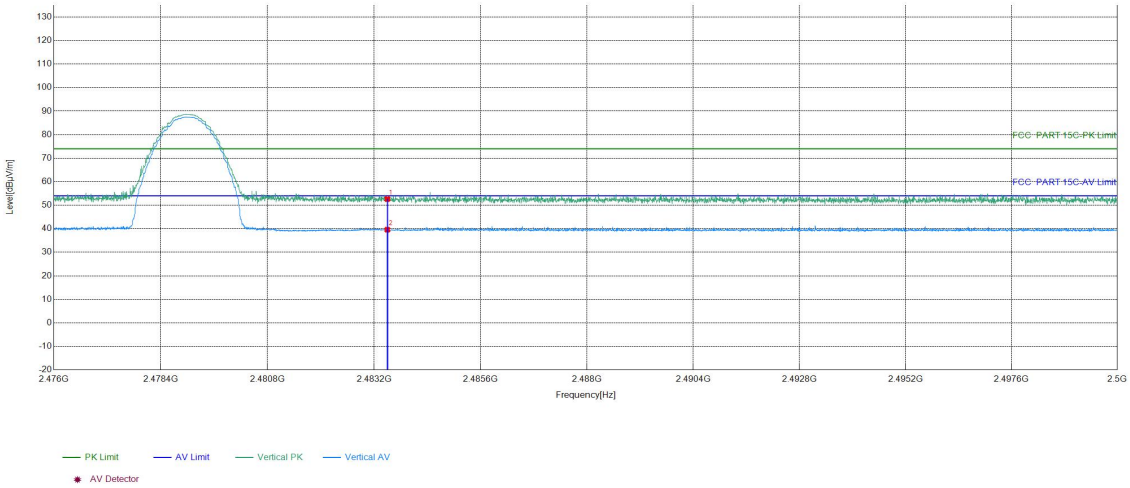

Suspected List									
NO	Freq. [MHz]	Factor [dB]	Reading [dBµV]	Level [dBµV/m]	Limit [dBµV/m]	Margin [dB]	Result	Polarity	Remark
1	2483.5	16.29	36.34	52.63	74.00	21.37	PASS	Vertical	PK
2	2483.5	16.29	23.31	39.60	54.00	14.40	PASS	Vertical	AV

Remark	（Wio-LR1121-N）Fiberglass Antenna		
Mode:	2.4G Transmitting	Channel:	2403 MHz

Test Graph

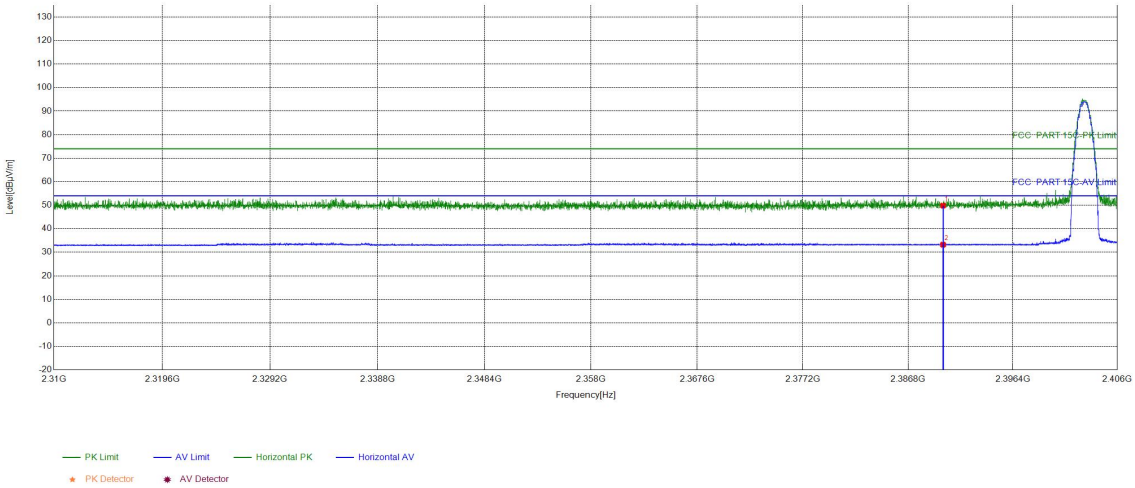

Suspected List									
NO	Freq. [MHz]	Factor [dB]	Reading [dBµV]	Level [dBµV/m]	Limit [dBµV/m]	Margin [dB]	Result	Polarity	Remark
1	2390	15.96	33.89	49.85	74.00	24.15	PASS	Horizontal	PK
2	2390	15.96	17.27	33.23	54.00	20.77	PASS	Horizontal	AV

Remark	（Wio-LR1121-N）Fiberglass Antenna		
Mode:	2.4G Transmitting	Channel:	2403 MHz

Test Graph

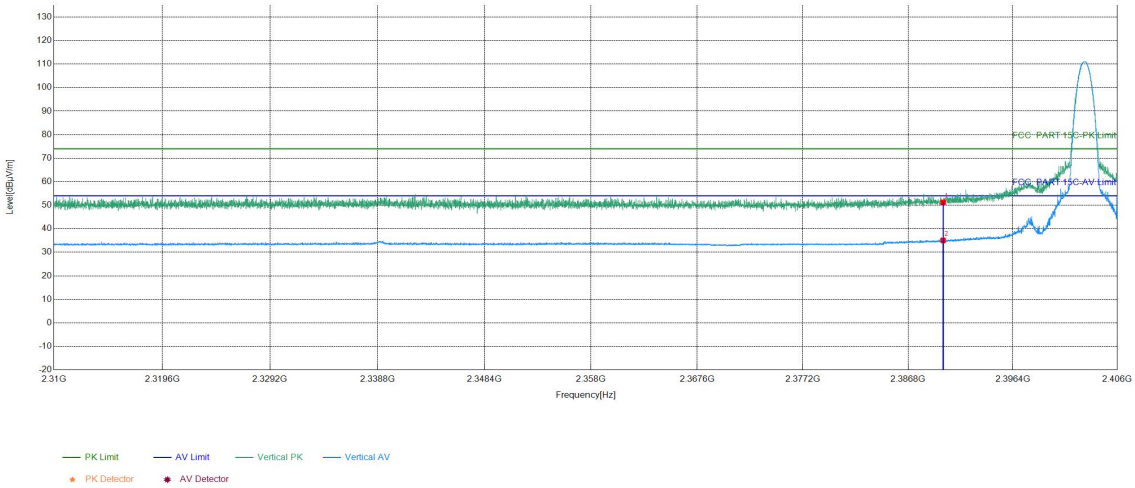

Suspected List									
NO	Freq. [MHz]	Factor [dB]	Reading [dBµV]	Level [dBµV/m]	Limit [dBµV/m]	Margin [dB]	Result	Polarity	Remark
1	2390	15.96	35.20	51.16	74.00	22.84	PASS	Vertical	PK
2	2390	15.96	19.09	35.05	54.00	18.95	PASS	Vertical	AV

Remark	（Wio-LR1121-N）Fiberglass Antenna		
Mode:	2.4G Transmitting	Channel:	2479 MHz

Test Graph

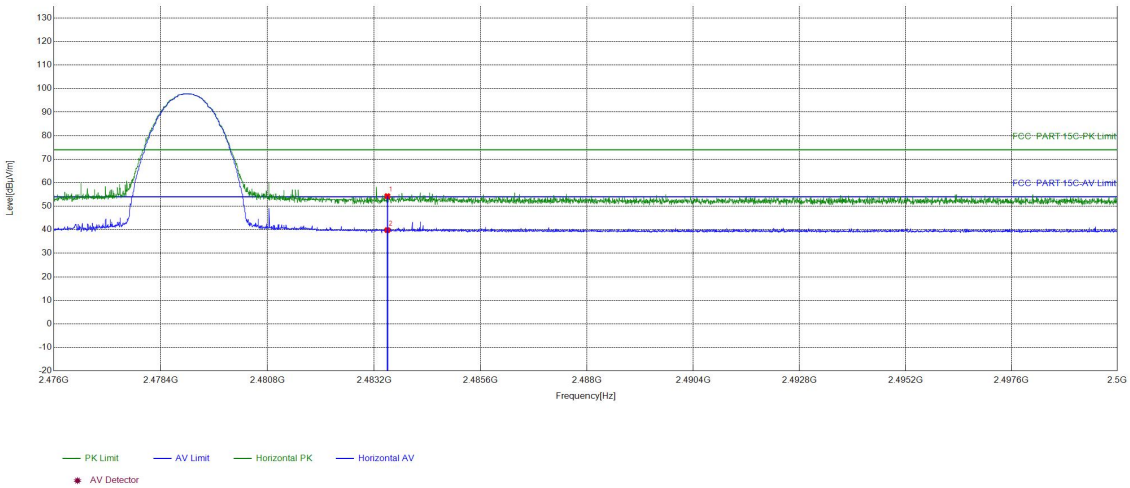

Suspected List									
NO	Freq. [MHz]	Factor [dB]	Reading [dBμV]	Level [dBμV/m]	Limit [dBμV/m]	Margin [dB]	Result	Polarity	Remark
1	2483.5	16.29	37.98	54.27	74.00	19.73	PASS	Horizontal	PK
2	2483.5	16.29	23.55	39.84	54.00	14.16	PASS	Horizontal	AV

Remark	（Wio-LR1121-N）Fiberglass Antenna		
Mode:	2.4G Transmitting	Channel:	2479 MHz

Test Graph

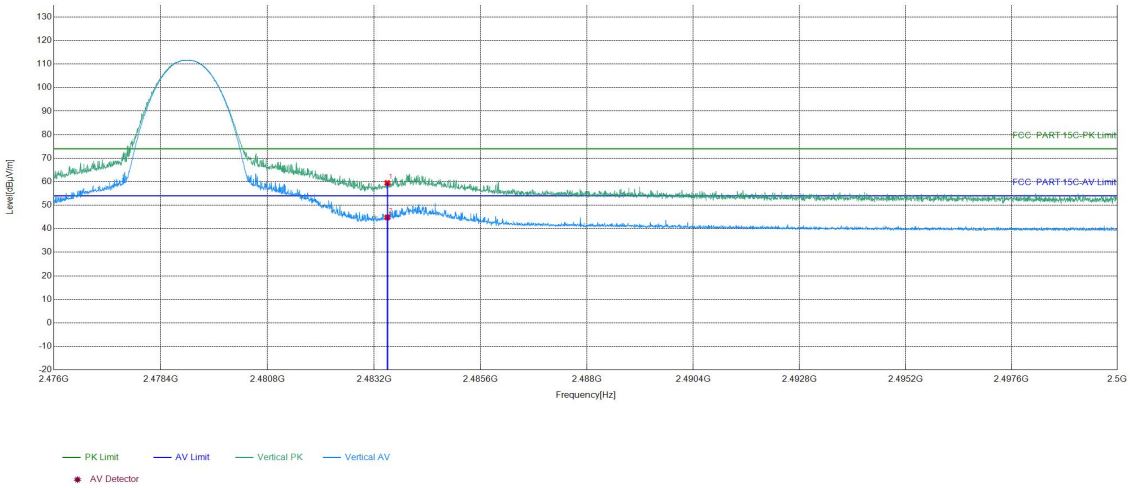

Suspected List									
NO	Freq. [MHz]	Factor [dB]	Reading [dBµV]	Level [dBµV/m]	Limit [dBµV/m]	Margin [dB]	Result	Polarity	Remark
1	2483.5	16.29	43.16	59.45	74.00	14.55	PASS	Vertical	PK
2	2483.5	16.29	28.52	44.81	54.00	9.19	PASS	Vertical	AV

6 Appendix A

Refer to Appendix: 2.4G of EED32R80625601

Statement

1. This report is considered invalid without approved signature, special seal and the seal on the perforation;

2. The Company Name shown on Report and Address, the sample(s) and sample information was/were provided by the applicant who should be responsible for the authenticity which CTI hasn't verified;

3. The result(s) shown in this report refer(s) only to the sample(s) tested;

4. Unless otherwise stated,the decision rule for conformity reporting is based on Binary Statement for Simple Acceptance Rule stated in ILAC-G8:09/2019/CNAS-GL015:2022;

5. Without written approval of CTI, this report can't be reproduced except in full.

*** End of Report ***