WIFI	2.4GHz 2400~2483.5MHz	
ANT	802.11ax HE20 Full CH11 2462MHz	
1	CSE	Fundamental
Peak	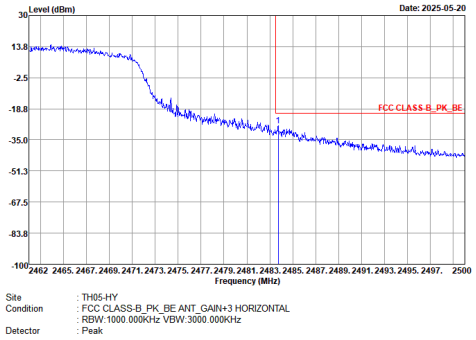	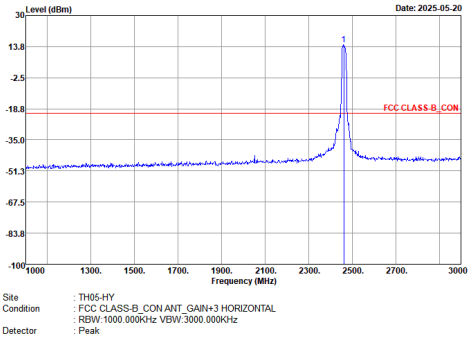
Avg.	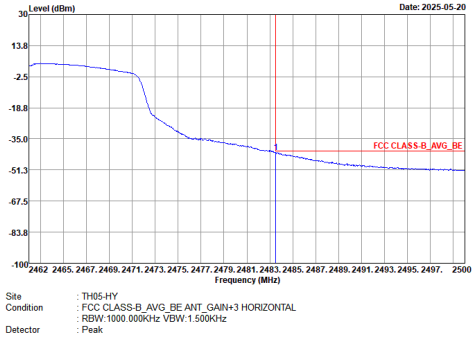	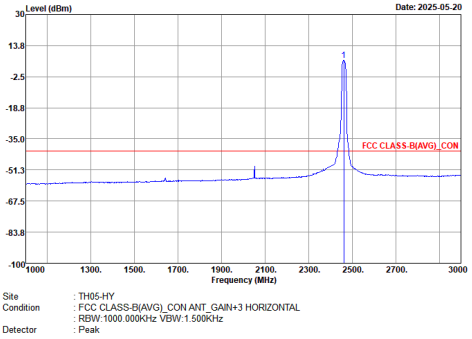

2.4GHz 2400~2483.5MHz

WIFI 802.11ax HE20 Partial 26 (Band Edge)

WIFI	2.4GHz 2400~2483.5MHz	
ANT	802.11ax HE20 Partial 26/0 CH01 2412MHz	
1	CSE	Fundamental
Peak	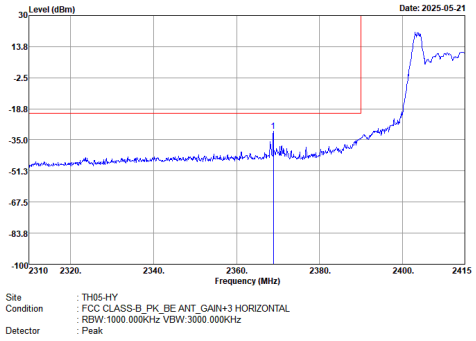	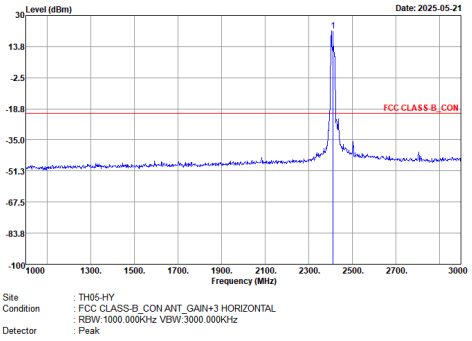
Avg.	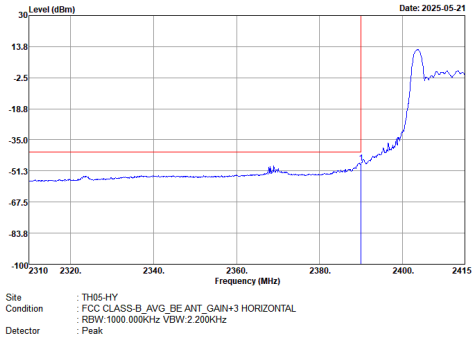	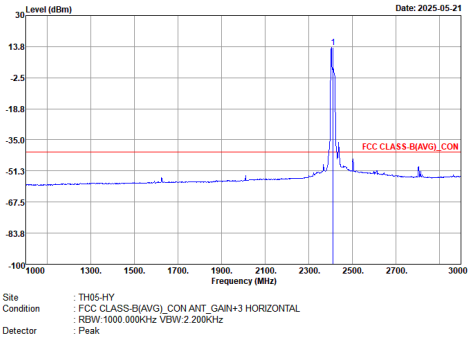

WIFI	2.4GHz 2400~2483.5MHz	
ANT	802.11ax HE20 Partial 26/4 CH06 2437MHz - L	
1	CSE	Fundamental
Peak	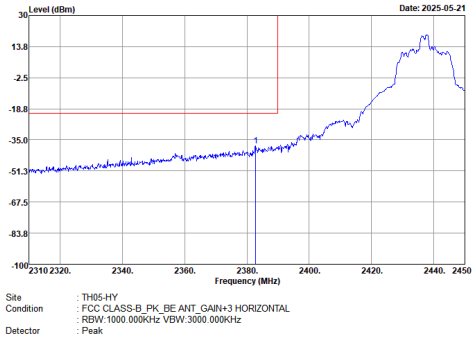	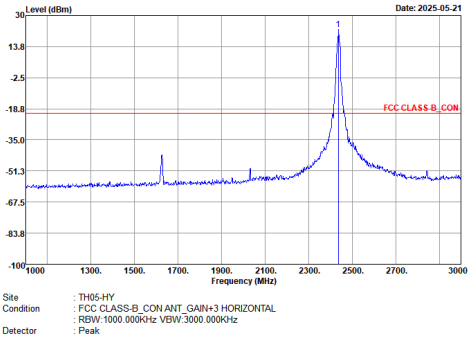
Avg.	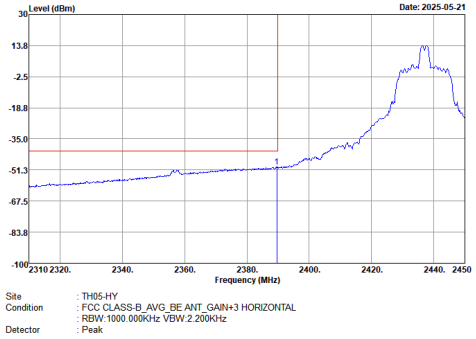	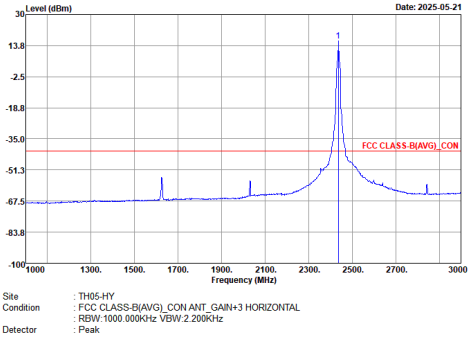

WIFI	2.4GHz 2400~2483.5MHz	
ANT	802.11ax HE20 Partial 26/4 CH06 2437MHz - R	
1	CSE	Fundamental
Peak	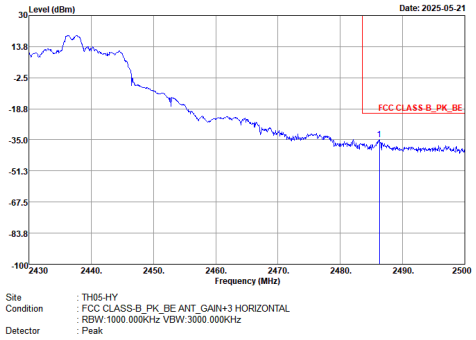	Left Blank
Avg.	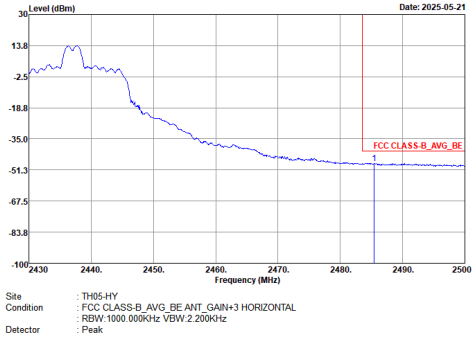	Left Blank

WIFI	2.4GHz 2400~2483.5MHz	
ANT	802.11ax HE20 Partial 26/8 CH11 2462MHz	
1	CSE	Fundamental
Peak	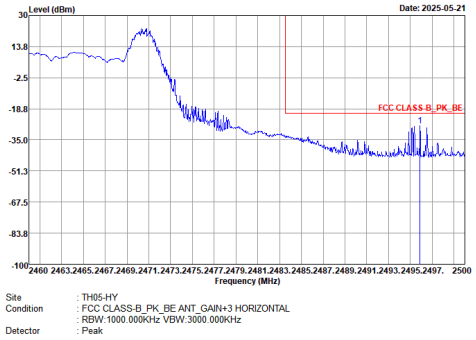	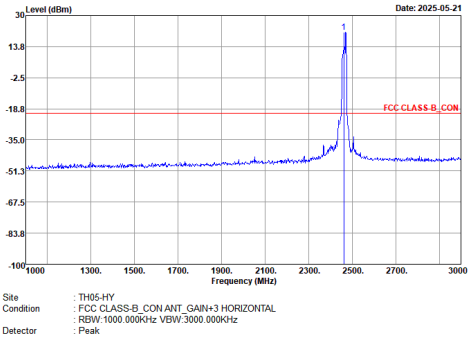
Avg.	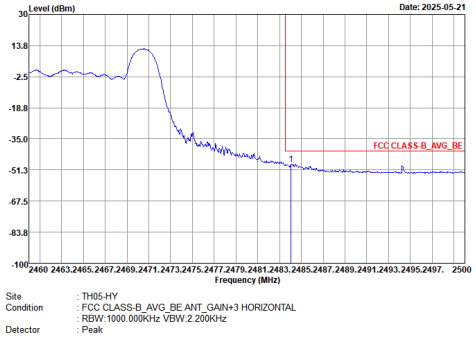	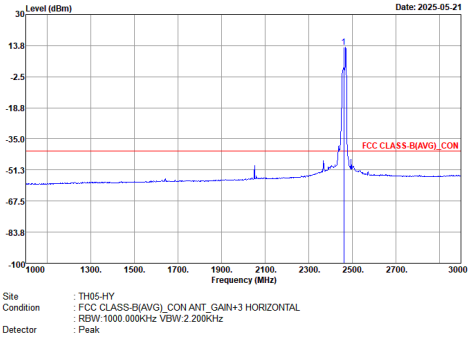

2.4GHz 2400~2483.5MHz

WIFI 802.11ax HE20 Partial 52 (Band Edge)

WIFI	2.4GHz 2400~2483.5MHz	
ANT	802.11ax HE20 Partial 52/37 CH01 2412MHz	
1	CSE	Fundamental
Peak	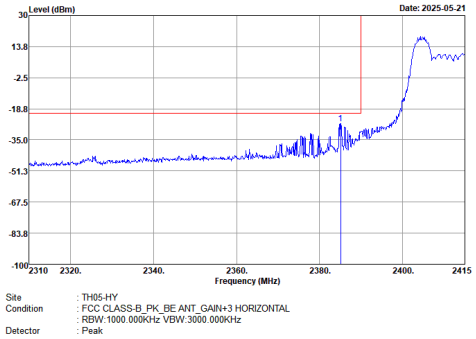	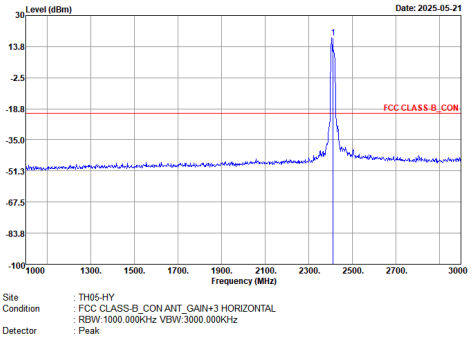
Avg.	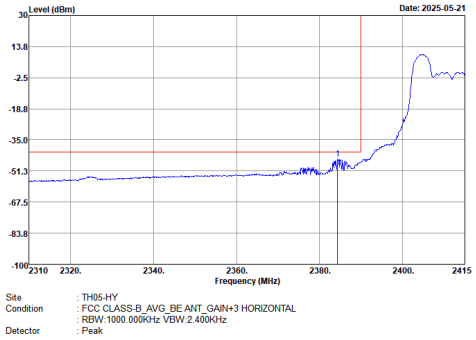	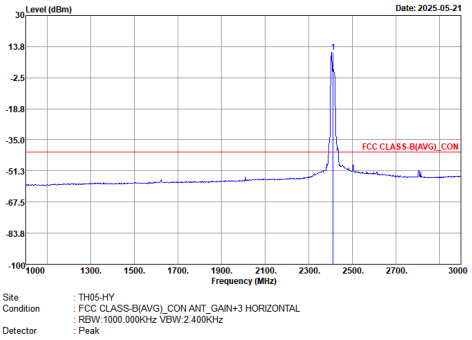

WIFI	2.4GHz 2400~2483.5MHz	
ANT	802.11ax HE20 Partial 52/38 CH06 2437MHz - L	
1	CSE	Fundamental
Peak	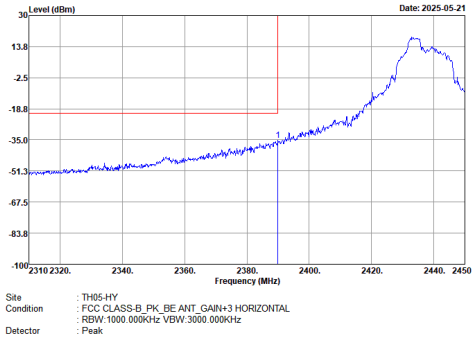	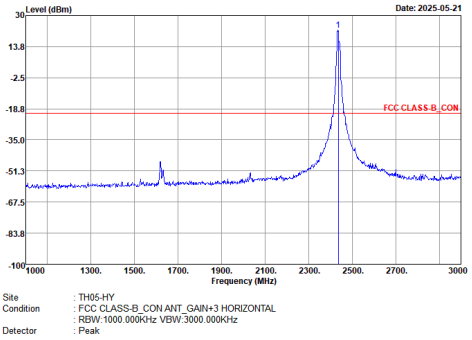
Avg.	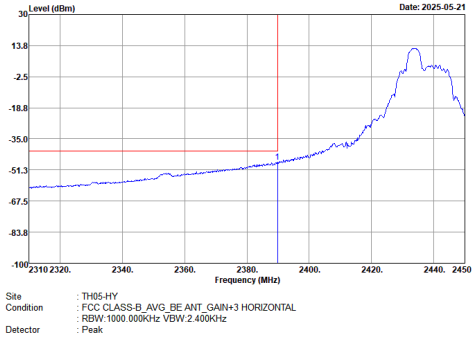	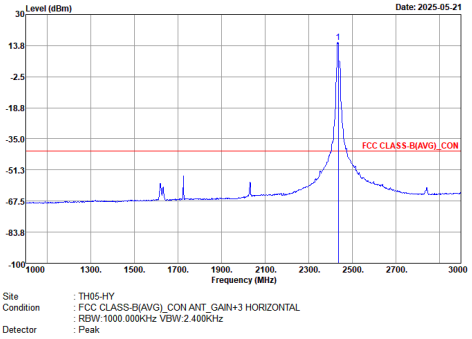

WIFI	2.4GHz 2400~2483.5MHz	
ANT	802.11ax HE20 Partial 52/38 CH06 2437MHz - R	
1	CSE	Fundamental
Peak	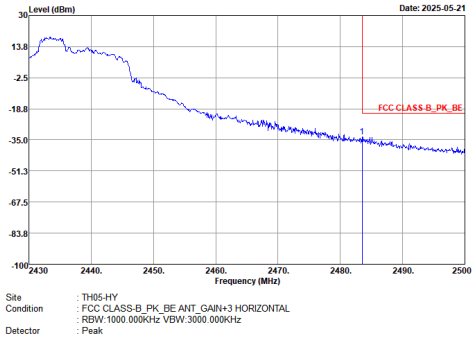	Left Blank
Avg.	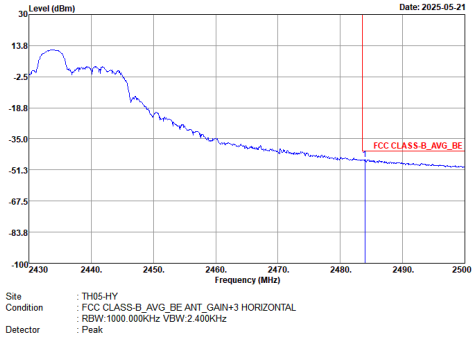	Left Blank

WIFI	2.4GHz 2400~2483.5MHz	
ANT	802.11ax HE20 Partial 52/40 CH11 2462MHz	
1	CSE	Fundamental
Peak	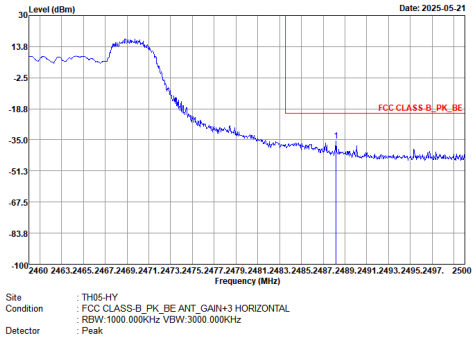	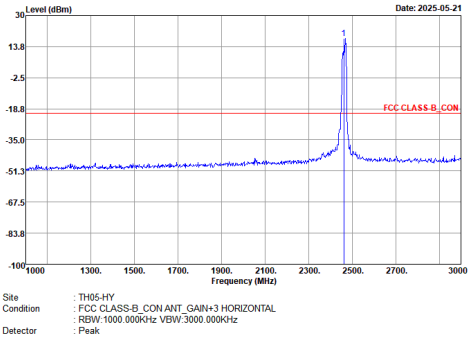
Avg.	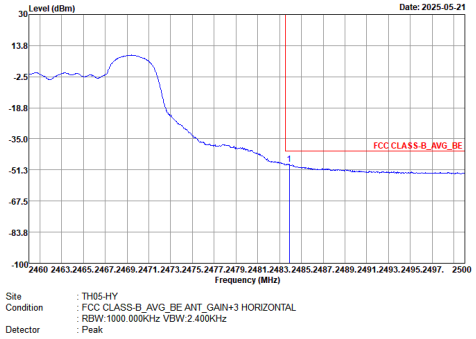	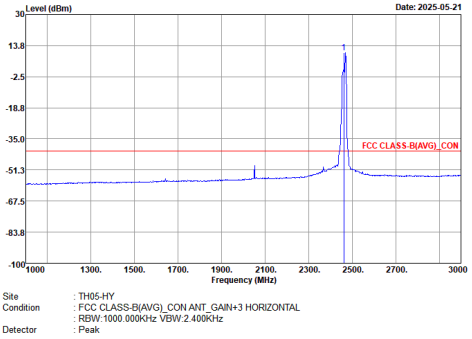

2.4GHz 2400~2483.5MHz

WIFI 802.11ax HE20 Partial 106 (Band Edge)

WIFI	2.4GHz 2400~2483.5MHz	
ANT	802.11ax HE20 Partial 106/53 CH01 2412MHz	
1	CSE	Fundamental
Peak	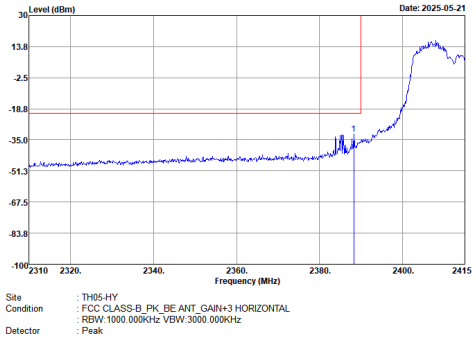	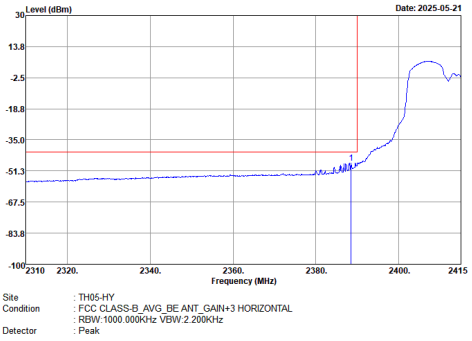
Avg.	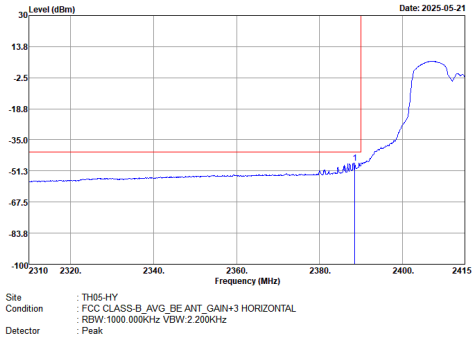	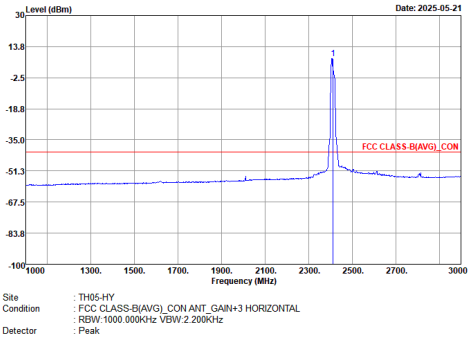

WIFI	2.4GHz 2400~2483.5MHz	
ANT	802.11ax HE20 Partial 106/53 CH06 2437MHz - L	
1	CSE	Fundamental
Peak	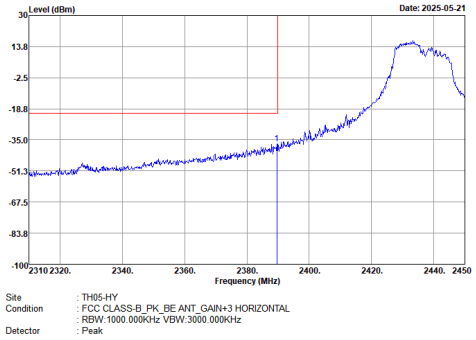	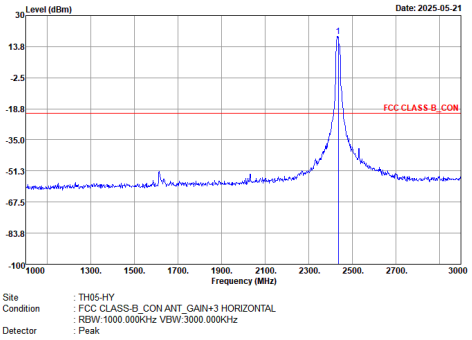
Avg.	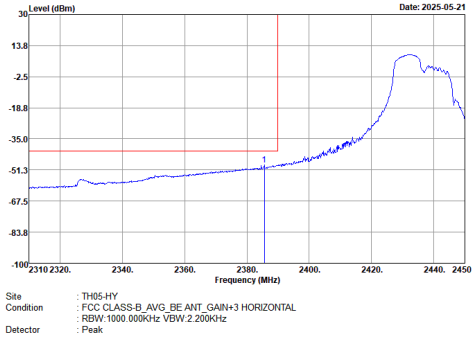	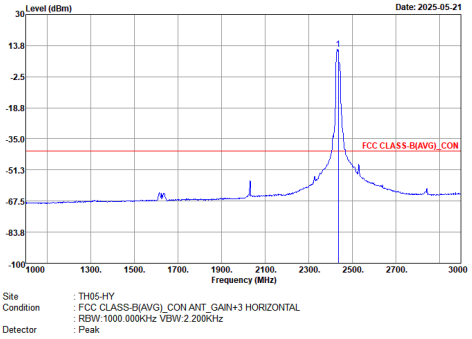

WIFI	2.4GHz 2400~2483.5MHz	
ANT	802.11ax HE20 Partial 52/53 CH06 2437MHz - R	
1	CSE	Fundamental
Peak	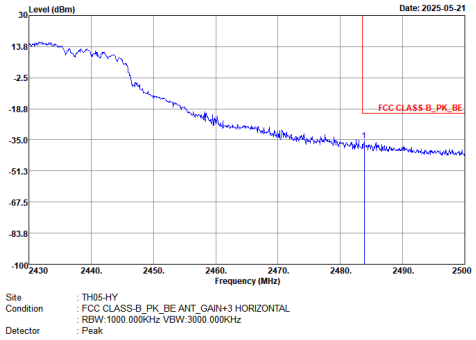	Left Blank
Avg.	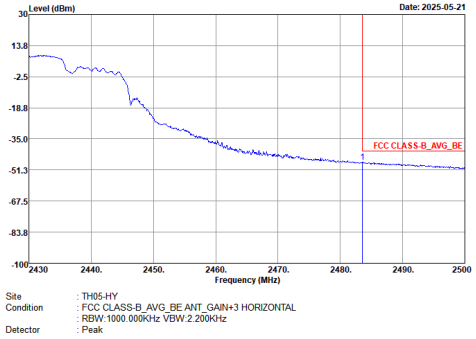	Left Blank

WIFI	2.4GHz 2400~2483.5MHz	
ANT	802.11ax HE20 Partial 106/54 CH11 2462MHz	
1	CSE	Fundamental
Peak	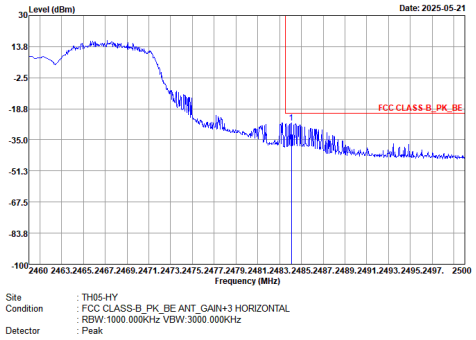	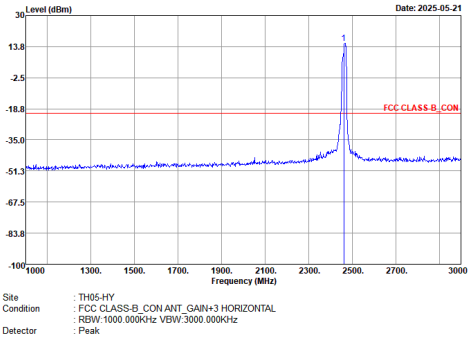
Avg.	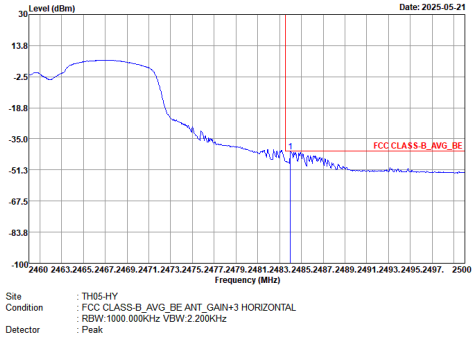	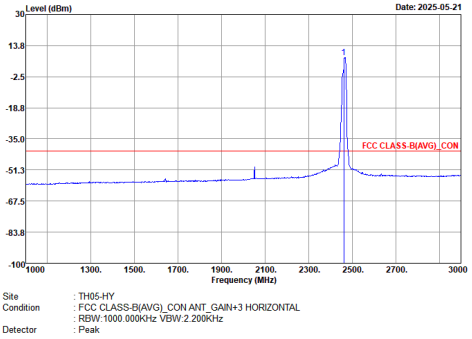

2.4GHz 2400~2483.5MHz

WIFI 802.11b (Harmonic)

WIFI	2.4GHz 2400~2483.5MHz	
ANT	802.11b CH01 2412MHz	802.11b CH06 2437MHz
1	Harmonic	Harmonic
Peak Avg.	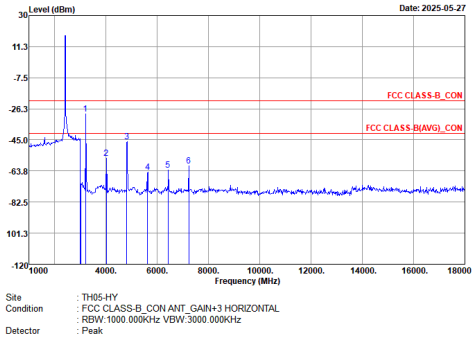	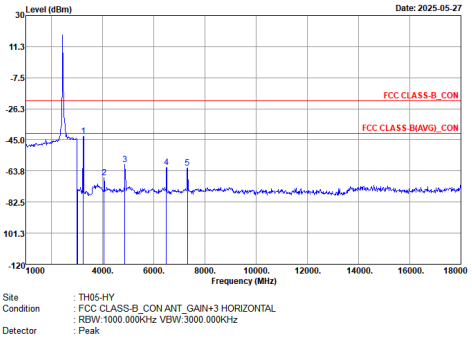

Remark: The unwanted signal #1 can be ignored, as it falls within the non-restricted band and meets the requirements of FCC 15.247 (d), RSS-247 section 5.5, LP0002 section 4.1.10.5.

WIFI	2.4GHz 2400~2483.5MHz	
ANT	802.11b CH11 2462MHz	Blank
1	Harmonic	
Peak Avg.	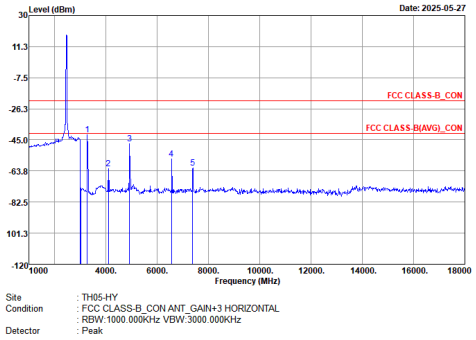	

Remark: The unwanted signal #1 can be ignored, as it falls within the non-restricted band and meets the requirements of FCC 15.247 (d), RSS-247 section 5.5, LP0002 section 4.1.10.5.

2.4GHz 2400~2483.5MHz

WIFI 802.11g (Harmonic)

WIFI	2.4GHz 2400~2483.5MHz	
ANT	802.11g CH01 2412MHz	802.11g CH06 2437MHz
1	Harmonic	Harmonic
Peak Avg.	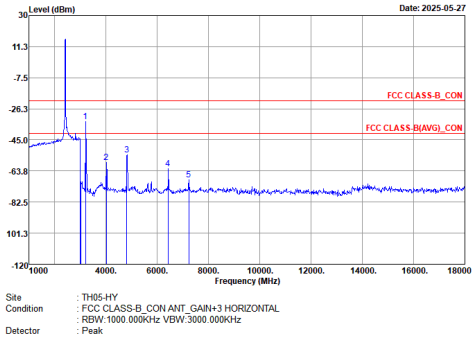	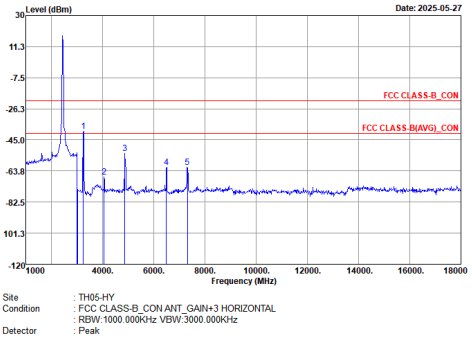

Remark: The unwanted signal #1 can be ignored, as it falls within the non-restricted band and meets the requirements of FCC 15.247 (d), RSS-247 section 5.5, LP0002 section 4.1.10.5.

WIFI	2.4GHz 2400~2483.5MHz	
ANT	802.11g CH11 2462MHz	Blank
1	Harmonic	
Peak Avg.	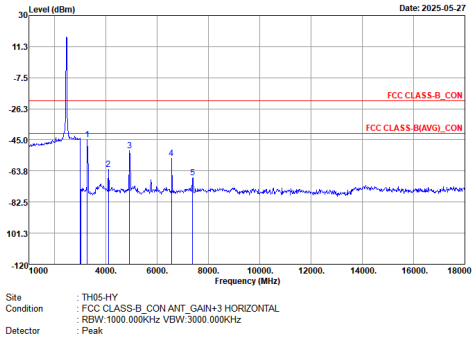	

Remark: The unwanted signal #1 can be ignored, as it falls within the non-restricted band and meets the requirements of FCC 15.247 (d), RSS-247 section 5.5, LP0002 section 4.1.10.5.

2.4GHz 2400~2483.5MHz

WIFI 802.11n HT20 (Harmonic)

WIFI	2.4GHz 2400~2483.5MHz	
ANT	802.11n HT20 CH01 2412MHz	802.11n HT20 CH06 2437MHz
1	Harmonic	Harmonic
Peak Avg.	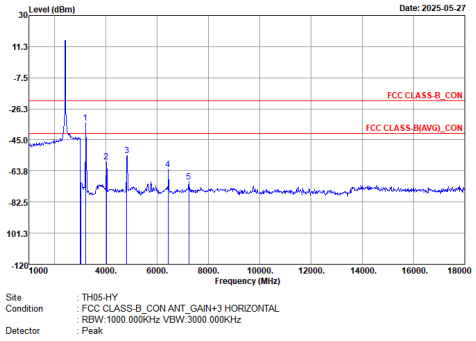	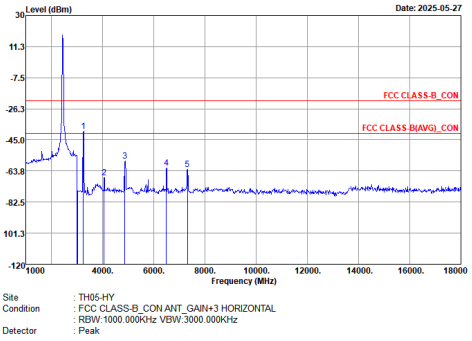

Remark: The unwanted signal #1 can be ignored, as it falls within the non-restricted band and meets the requirements of FCC 15.247 (d), RSS-247 section 5.5, LP0002 section 4.1.10.5.

WIFI	2.4GHz 2400~2483.5MHz	
ANT	802.11n HT20 CH11 2462MHz	Blank
1	Harmonic	
Peak Avg.	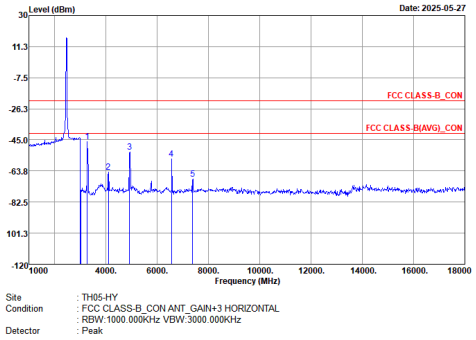	

Remark: The unwanted signal #1 can be ignored, as it falls within the non-restricted band and meets the requirements of FCC 15.247 (d), RSS-247 section 5.5, LP0002 section 4.1.10.5.

2.4GHz 2400~2483.5MHz

WIFI 802.11ax HE20 Full (Harmonic)

WIFI	2.4GHz 2400~2483.5MHz	
ANT	802.11ax HE20 Full CH01 2412MHz	802.11ax HE20 Full CH06 2437MHz
1	Harmonic	Harmonic
Peak Avg.	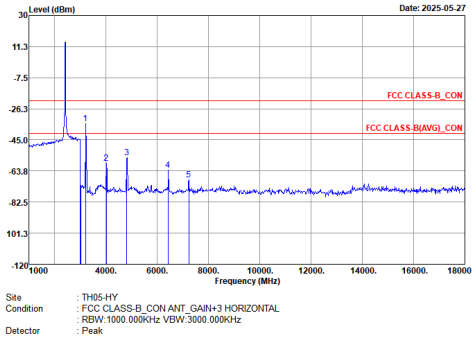	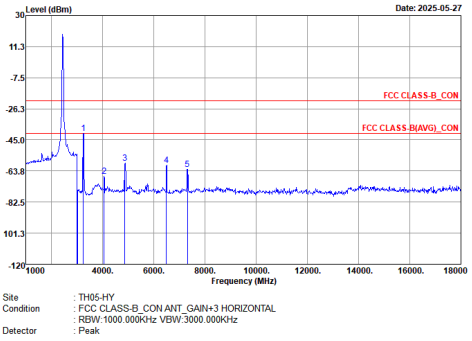

Remark: The unwanted signal #1 can be ignored, as it falls within the non-restricted band and meets the requirements of FCC 15.247 (d), RSS-247 section 5.5, LP0002 section 4.1.10.5.

WIFI	2.4GHz 2400~2483.5MHz	
ANT	802.11ax HE20 Full CH11 2462MHz	Blank
1	Harmonic	
Peak Avg.	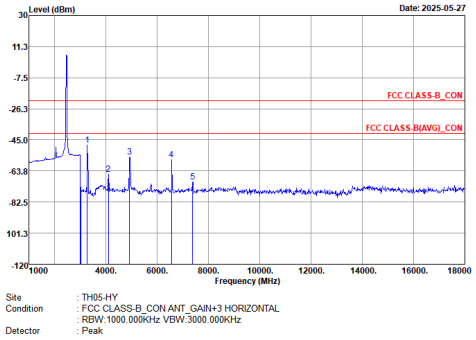	

Remark: The unwanted signal #1 can be ignored, as it falls within the non-restricted band and meets the requirements of FCC 15.247 (d), RSS-247 section 5.5, LP0002 section 4.1.10.5.

2.4GHz 2400~2483.5MHz

WIFI 802.11ax HE20 Partial 26 (Harmonic)

WIFI	2.4GHz 2400~2483.5MHz	
ANT	802.11ax HE20 Partial 26/0 CH01 2412MHz	802.11ax HE20 Partial 26/4 CH06 2437MHz
1	Harmonic	Harmonic
Peak Avg.	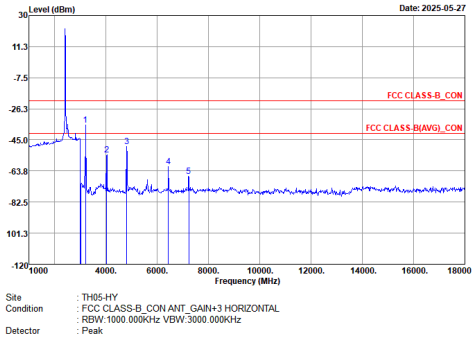	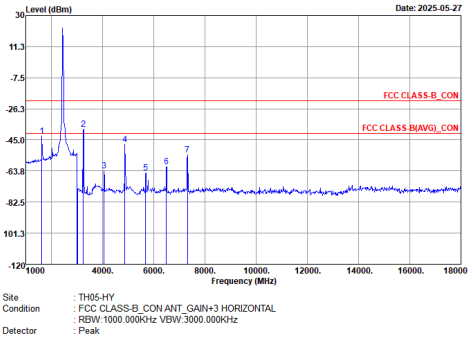

Remark: The unwanted signal #1 can be ignored, as it falls within the non-restricted band and meets the requirements of FCC 15.247 (d), RSS-247 section 5.5, LP0002 section 4.1.10.5.

WIFI	2.4GHz 2400~2483.5MHz	
ANT	802.11ax HE20 Partial 26/8 CH11 2462MHz	Blank
1	Harmonic	
Peak Avg.	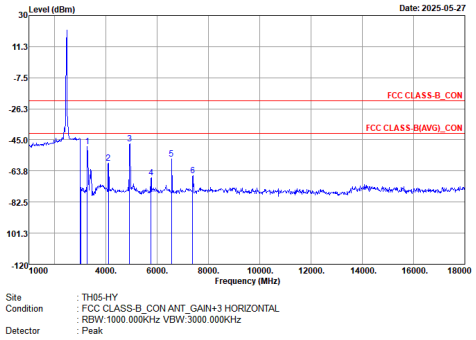	

Remark: The unwanted signal #1 can be ignored, as it falls within the non-restricted band and meets the requirements of FCC 15.247 (d), RSS-247 section 5.5, LP0002 section 4.1.10.5.

2.4GHz 2400~2483.5MHz

WIFI 802.11ax HE20 Partial 52 (Harmonic)

WIFI	2.4GHz 2400~2483.5MHz	
ANT	802.11ax HE20 Partial 52/37 CH01 2412MHz	802.11ax HE20 Partial 52/38 CH06 2437MHz
1	Harmonic	Harmonic
Peak Avg.	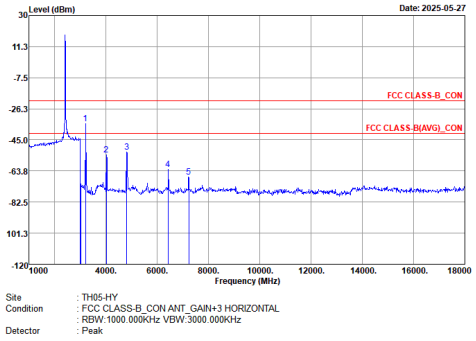	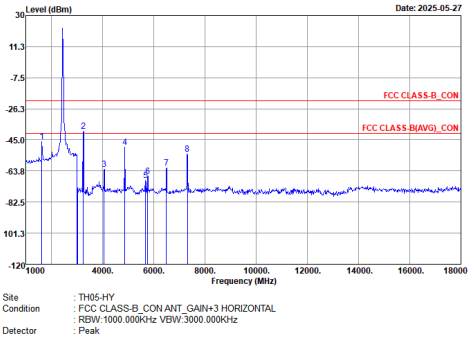

Remark: The unwanted signal #1 can be ignored, as it falls within the non-restricted band and meets the requirements of FCC 15.247 (d), RSS-247 section 5.5, LP0002 section 4.1.10.5.

WIFI	2.4GHz 2400~2483.5MHz	
ANT	802.11ax HE20 Partial 52/40 CH11 2462MHz	Blank
1	Harmonic	
Peak Avg.	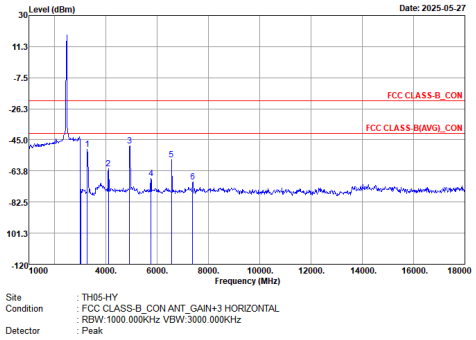	

Remark: The unwanted signal #1 can be ignored, as it falls within the non-restricted band and meets the requirements of FCC 15.247 (d), RSS-247 section 5.5, LP0002 section 4.1.10.5.

2.4GHz 2400~2483.5MHz

WIFI 802.11ax HE20 Partial 106 (Harmonic)

WIFI	2.4GHz 2400~2483.5MHz	
ANT	802.11ax HE20 Partial 106/53 CH01 2412MHz	802.11ax HE20 Partial 106/53 CH06 2437MHz
1	Harmonic	Harmonic
Peak Avg.	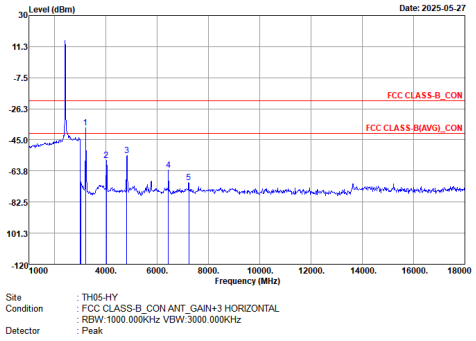	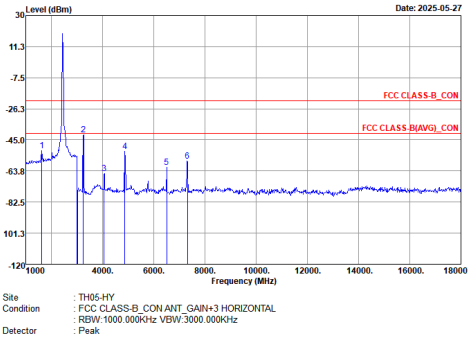

Remark: The unwanted signal #1 can be ignored, as it falls within the non-restricted band and meets the requirements of FCC 15.247 (d), RSS-247 section 5.5, LP0002 section 4.1.10.5.

WIFI	2.4GHz 2400~2483.5MHz	
ANT	802.11ax HE20 Partial 106/54 CH11 2462MHz	Blank
1	Harmonic	
Peak Avg.	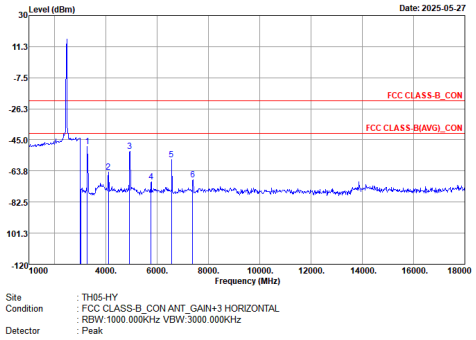	

Remark: The unwanted signal #1 can be ignored, as it falls within the non-restricted band and meets the requirements of FCC 15.247 (d), RSS-247 section 5.5, LP0002 section 4.1.10.5.

Emission above 18GHz and below 1GHz

WIFI	2.4GHz 2400~2483.5MHz	
ANT	802.11ax HE20 SHF	802.11ax HE20 LF
1	Emission above 18GHz	Emission below 1GHz
Peak	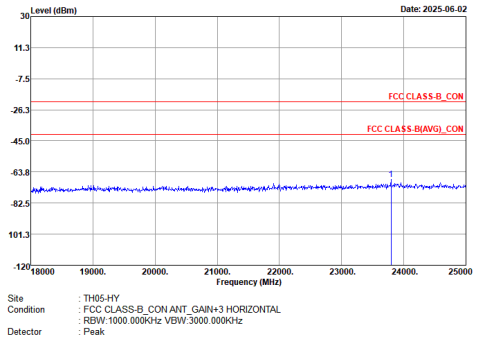	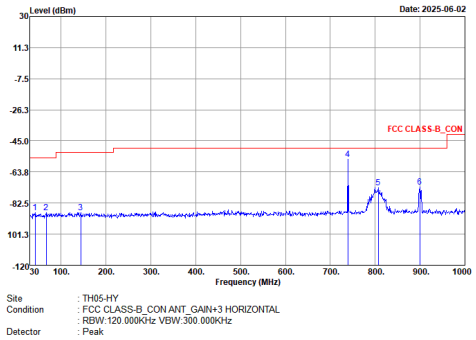

Appendix E. Cabinet Radiated Spurious Emission Test Data

Test Engineer :	Daniel Lee, Fu Chen and Troye Hsieh	**Relative Humidity(%):**	53.2~65.8
		Temperature(℃):	19.1~20.9

Note symbol

-L	**Low channel location**
-R	**High channel location**

E1. Cabinet Radiated Spurious Emission Test Modes

Mode	Band (MHz)	Antenna	Modulation	Channel	Frequency	Data Rate	RU	Remark
Mode 1	2400-2483.5	1	802.11b	01	2412	1Mbps	-	-
Mode 2	2400-2483.5	1	802.11b	06	2437	1Mbps	-	-
Mode 3	2400-2483.5	1	802.11b	11	2462	1Mbps	-	-
Mode 4	2400-2483.5	1	802.11g	01	2412	6Mbps	-	-
Mode 5	2400-2483.5	1	802.11g	06	2437	6Mbps	-	-
Mode 6	2400-2483.5	1	802.11g	11	2462	6Mbps	-	-
Mode 7	2400-2483.5	1	802.11n HT20	01	2412	MCS0	-	-
Mode 8	2400-2483.5	1	802.11n HT20	06	2437	MCS0	-	-
Mode 9	2400-2483.5	1	802.11n HT20	11	2462	MCS0	-	-
Mode 10	2400-2483.5	1	802.11ax HE20	01	2412	MCS0	Full RU	-
Mode 11	2400-2483.5	1	802.11ax HE20	06	2437	MCS0	Full RU	-

Mode	Band (MHz)	Antenna	Modulation	Channel	Frequency	Data Rate	RU	Remark
Mode 12	2400-2483.5	1	802.11ax HE20	11	2462	MCS0	Full RU	-
Mode 13	2400-2483.5	1	802.11ax HE20	01	2412	MCS0	26/0 RU	-
Mode 14	2400-2483.5	1	802.11ax HE20	06	2437	MCS0	26/4 RU	-
Mode 15	2400-2483.5	1	802.11ax HE20	11	2462	MCS0	26/8 RU	-
Mode 16	2400-2483.5	1	802.11ax HE20	01	2412	MCS0	52/37 RU	-
Mode 17	2400-2483.5	1	802.11ax HE20	06	2437	MCS0	52/38 RU	-
Mode 18	2400-2483.5	1	802.11ax HE20	11	2462	MCS0	52/40 RU	-
Mode 19	2400-2483.5	1	802.11ax HE20	01	2412	MCS0	106/53 RU	-
Mode 20	2400-2483.5	1	802.11ax HE20	06	2437	MCS0	106/53 RU	-
Mode 21	2400-2483.5	1	802.11ax HE20	11	2462	MCS0	106/54 RU	-
Mode 22	2400-2483.5	1	802.11b	06	2437	1Mbps	1	SHF

Mode	Band (MHz)	Antenna	Modulation	Channel	Frequency	Data Rate	RU	Remark
Mode 23	2400-2483.5	1	802.11b	06	2437	1Mbps	1	LF

E2. Summary of each worse mode

Mode	Modulation	Ch.	Freq. (MHz)	Level (dBuV/m)	Limit (dBuV/m)	Margin (dB)	Pol.	Peak Avg.	Result	RU	Remark
1	802.11b	01	2388.13	42.41	54.00	-11.59	V	Avg.	Pass	-	Band Edge
	802.11b	01	4824.00	53.53	54.00	-0.47	V	Avg.	Pass	-	Harmonic
2	802.11b	06	2490.99	43.28	54.00	-10.72	V	Avg.	Pass	-	Band Edge
	802.11b	06	4874.00	53.67	54.00	-0.33	V	Avg.	Pass	-	Harmonic
3	802.11b	11	2490.80	43.39	54.00	-10.61	V	Avg.	Pass	-	Band Edge
	802.11b	11	4924.00	53.47	54.00	-0.53	V	Avg.	Pass	-	Harmonic
4	802.11g	01	2388.65	42.63	54.00	-11.37	H	Avg.	Pass	-	Band Edge
	802.11g	01	4824.00	41.93	54.00	-12.07	V	Avg.	Pass	-	Harmonic
5	802.11g	06	2499.81	43.46	54.00	-10.54	V	Avg.	Pass	-	Band Edge
	802.11g	06	4874.00	44.03	54.00	-9.97	V	Avg.	Pass	-	Harmonic
6	802.11g	11	2484.69	43.38	54.00	-10.62	V	Avg.	Pass	-	Band Edge

Mode	Modulation	Ch.	Freq. (MHz)	Level (dBuV/m)	Limit (dBuV/m)	Margin (dB)	Pol.	Peak Avg.	Result	RU	Remark
6	802.11g	11	4924.00	43.46	54.00	-10.54	V	Avg.	Pass	-	Harmonic
7	802.11n HT20	01	2389.43	42.55	54.00	-11.45	V	Avg.	Pass	-	Band Edge
	802.11n HT20	01	4824.00	41.85	54.00	-12.15	V	Avg	Pass	-	Harmonic
8	802.11n HT20	06	2492.76	43.56	54.00	-10.44	H	Avg.	Pass	-	Band Edge
	802.11n HT20	06	4874.00	43.76	54.00	-10.24	V	Avg	Pass	-	Harmonic
9	802.11n HT20	11	2496.47	43.63	54.00	-10.37	V	Avg.	Pass	-	Band Edge
	802.11n HT20	11	4924.00	43.23	54.00	-10.77	V	Avg	Pass	-	Harmonic
10	802.11ax HE20	01	2367.85	42.86	54.00	-11.14	V	Avg.	Pass	Full RU	Band Edge
	802.11ax HE20	01	4824.00	41.87	54.00	-12.13	V	Avg.	Pass	Full RU	Harmonic
11	802.11ax HE20	06	2489.67	43.71	54.00	-10.29	V	Avg.	Pass	Full RU	Band Edge
	802.11ax HE20	06	4874.00	43.69	54.00	-10.31	V	Avg.	Pass	Full RU	Harmonic

Mode	Modulation	Ch.	Freq. (MHz)	Level (dBuV/m)	Limit (dBuV/m)	Margin (dB)	Pol.	Peak Avg.	Result	RU	Remark
12	802.11ax HE20	11	2489.32	43.71	54.00	-10.29	V	Avg.	Pass	Full RU	Band Edge
	802.11ax HE20	11	4924.00	43.85	54.00	-10.15	V	Avg.	Pass	Full RU	Harmonic
13	802.11ax HE20	01	2389.82	43.07	54.00	-10.93	V	Avg.	Pass	26/0 RU	Band Edge
	802.11ax HE20	01	4824.00	48.13	54.00	-5.87	V	Avg.	Pass	26/0 RU	Harmonic
14	802.11ax HE20	06	2495.65	44.16	54.00	-9.84	H	Avg.	Pass	26/4 RU	Band Edge
	802.11ax HE20	06	4874.00	50.61	54.00	-3.39	V	Avg.	Pass	26/4 RU	Harmonic
15	802.11ax HE20	11	2489.32	44.18	54.00	-9.82	H	Avg.	Pass	26/8 RU	Band Edge
	802.11ax HE20	11	4924.00	50.35	54.00	-3.65	V	Avg.	Pass	26/8 RU	Harmonic
16	802.11ax HE20	01	2385.01	43.50	54.00	-10.50	H	Avg.	Pass	52/37 RU	Band Edge
	802.11ax HE20	01	4824.00	47.02	54.00	-6.98	V	Avg.	Pass	52/37 RU	Harmonic
17	802.11ax HE20	06	2497.10	44.23	54.00	-9.77	H	Avg.	Pass	52/38 RU	Band Edge

Mode	Modulation	Ch.	Freq. (MHz)	Level (dBuV/m)	Limit (dBuV/m)	Margin (dB)	Pol.	Peak Avg.	Result	RU	Remark
17	802.11ax HE20	06	4874.00	49.97	54.00	-4.03	V	Avg.	Pass	52/38 RU	Harmonic
18	802.11ax HE20	11	2494.53	44.25	54.00	-9.75	H	Avg.	Pass	52/40 RU	Band Edge
	802.11ax HE20	11	4924.00	48.34	54.00	-5.66	V	Avg.	Pass	52/40 RU	Harmonic
19	802.11ax HE20	01	2374.74	43.36	54.00	-10.64	V	Avg.	Pass	106/53 RU	Band Edge
	802.11ax HE20	01	4824.00	44.28	54.00	-9.72	V	Avg.	Pass	106/53 RU	Harmonic
20	802.11ax HE20	06	2494.83	44.21	54.00	-9.79	H	Avg.	Pass	106/53 RU	Band Edge
	802.11ax HE20	06	4874.00	45.08	54.00	-8.92	V	Avg.	Pass	106/53 RU	Harmonic
21	802.11ax HE20	11	2493.50	44.67	54.00	-9.33	H	Avg.	Pass	106/54 RU	Band Edge
	802.11ax HE20	11	4924.00	46.03	54.00	-7.97	V	Avg.	Pass	106/54 RU	Harmonic
22	SHF	6	22383.44	38.25	74.00	-35.75	H	Peak.	Pass	-	SHF
23	LF	6	667.29	40.38	46.00	-5.62	V	Peak.	Pass	-	LF

Mode	1	
	Band Edge	
	2400-2483.5_802.11b_CH01_2412MHz	
ANT	1	
Pol.	Horizontal	Fundamental
Peak	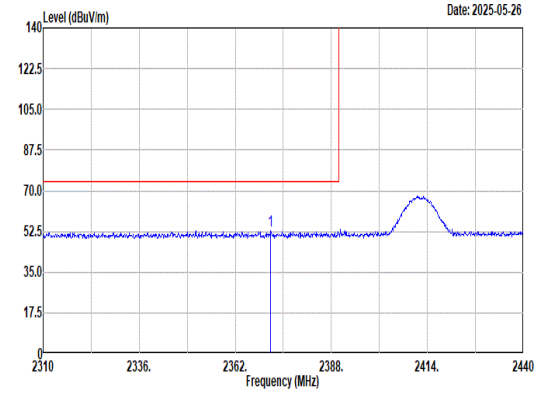 Site : 03CH11-HY Condition: PEAK_BE_74 3m 9120D_01620_240828 HORIZONTAL : RBW:1000.000kHz VBW:3000.000kHz SWT:Auto Freq Level Limit Line Margin Read Level Ant Factor Cable Loss Preamp Factor Aux Factor APos TPos Remark MHz dBuV/m dBuV/m dB dBuV dB/m dB dB dB cm deg 1 2371.62 53.08 74.00 -20.92 42.31 27.20 6.77 33.22 10.02 311 338 PEAK	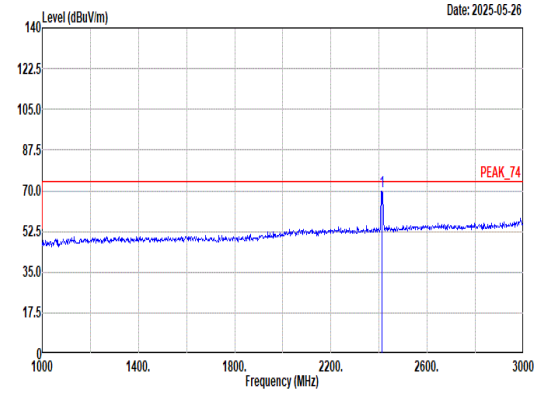 Site : 03CH11-HY Condition: PEAK_74 3m 9120D_01620_240828 HORIZONTAL : RBW:1000.000kHz VBW:3000.000kHz SWT:Auto Freq Level Limit Line Margin Read Level Ant Factor Cable Loss Preamp Factor Aux Factor APos TPos Remark MHz dBuV/m dBuV/m dB dBuV dB/m dB dB dB cm deg 1 2412.00 69.82 ------ ------ 58.72 27.42 6.83 33.18 10.03 311 338 PEAK
Avg	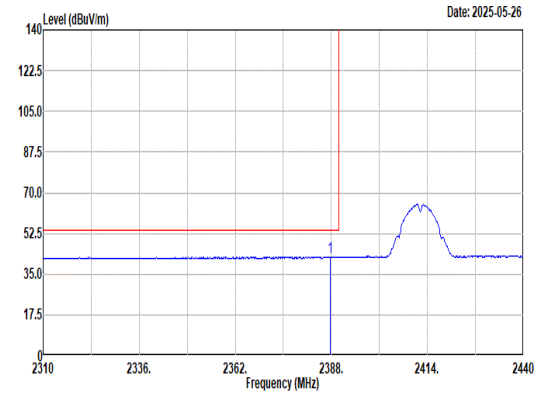 Site : 03CH11-HY Condition: AVG_BE_54 3m 9120D_01620_240828 HORIZONTAL : RBW:1000.000kHz VBW:0.820kHz SWT:Auto Freq Level Limit Line Margin Read Level Ant Factor Cable Loss Preamp Factor Aux Factor APos TPos Remark MHz dBuV/m dBuV/m dB dBuV dB/m dB dB dB cm deg 1 2387.61 42.29 54.00 -11.71 31.38 27.28 6.80 33.20 10.03 311 338 AVERAGE	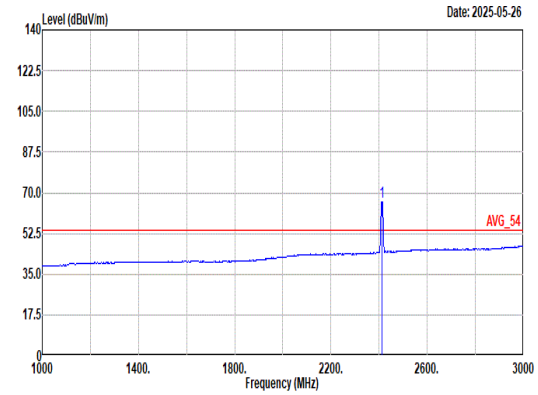 Site : 03CH11-HY Condition: AVG_54 3m 9120D_01620_240828 HORIZONTAL : RBW:1000.000kHz VBW:0.820kHz SWT:Auto Freq Level Limit Line Margin Read Level Ant Factor Cable Loss Preamp Factor Aux Factor APos TPos Remark MHz dBuV/m dBuV/m dB dBuV dB/m dB dB dB cm deg 1 2412.00 65.99 ------ ------ 54.87 27.44 6.83 33.18 10.03 311 338 AVERAGE

Mode	1	
	Band Edge	
	2400-2483.5_802.11b_CH01_2412MHz	
ANT	1	
Pol.	Vertical	Fundamental
Peak	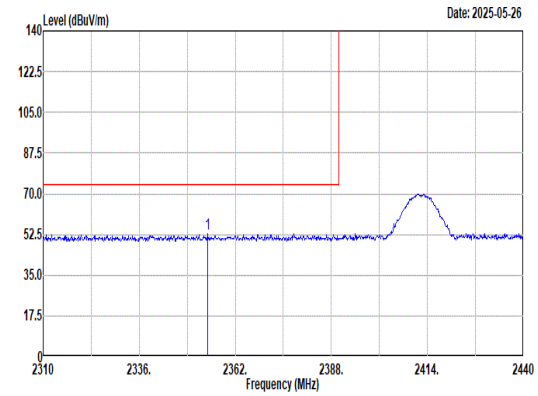 Site : 03CH11-HY Condition: PEAK_BE_74 3m 9120D_01620_240828 VERTICAL : RBW:1000.000kHz VBW:3000.000kHz SWT:Auto Freq Level Limit Line Margin Read Level Ant Factor Cable Loss Preamp Factor Aux Factor APos TPos Remark MHz dBuV/m dBuV/m dB dBuV dB/m dB dB dB cm deg 1 2354.46 53.03 74.00 -20.97 42.30 27.20 6.74 33.23 10.02 300 267 PEAK	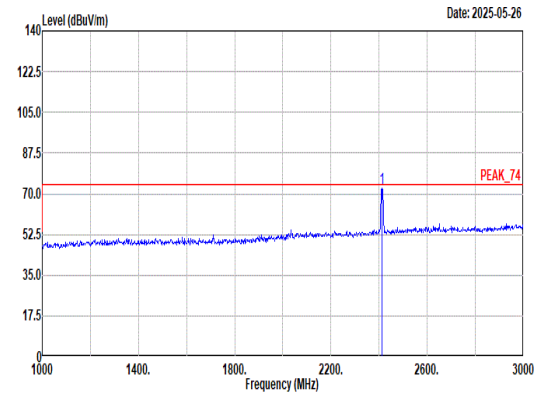 Site : 03CH11-HY Condition: PEAK_74 3m 9120D_01620_240828 VERTICAL : RBW:1000.000kHz VBW:3000.000kHz SWT:Auto Freq Level Limit Line Margin Read Level Ant Factor Cable Loss Preamp Factor Aux Factor APos TPos Remark MHz dBuV/m dBuV/m dB dBuV dB/m dB dB dB cm deg 1 2412.00 72.24 ------ ------ 61.14 27.42 6.83 33.18 10.03 300 267 PEAK
Avg	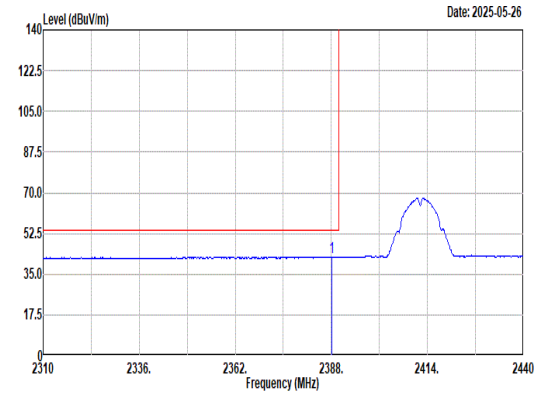 Site : 03CH11-HY Condition: AVG_BE_54 3m 9120D_01620_240828 VERTICAL : RBW:1000.000kHz VBW:0.820kHz SWT:Auto Freq Level Limit Line Margin Read Level Ant Factor Cable Loss Preamp Factor Aux Factor APos TPos Remark MHz dBuV/m dBuV/m dB dBuV dB/m dB dB dB cm deg 1 2388.13 42.41 54.00 -11.59 31.50 27.28 6.80 33.20 10.03 300 267 AVERAGE	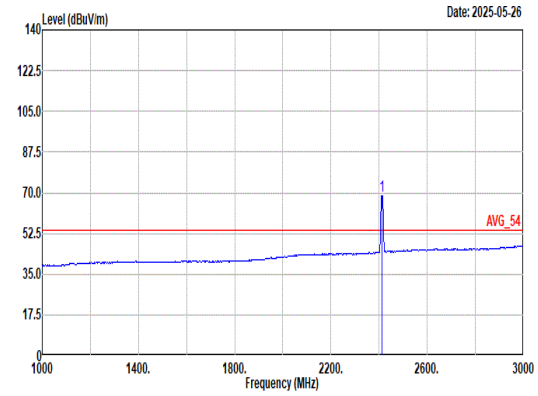 Site : 03CH11-HY Condition: AVG_54 3m 9120D_01620_240828 VERTICAL : RBW:1000.000kHz VBW:0.820kHz SWT:Auto Freq Level Limit Line Margin Read Level Ant Factor Cable Loss Preamp Factor Aux Factor APos TPos Remark MHz dBuV/m dBuV/m dB dBuV dB/m dB dB dB cm deg 1 2412.00 68.53 ------ ------ 57.41 27.44 6.83 33.18 10.03 300 267 AVERAGE

Mode	1	
	Harmonic	
	2400-2483.5_802.11b_CH01_2412MHz	
ANT	1	
Pol.	Horizontal	Vertical
Peak Avg	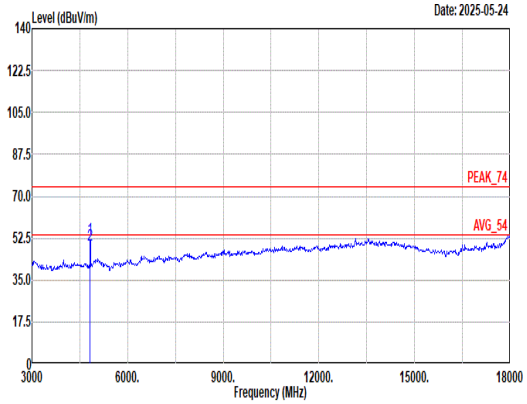 Site : 03CH11-HY Condition: PEAK_74 3m 9120D_01620_240828 HORIZONTAL Freq Level Limit Line Margin Read Level Ant Factor Cable Loss Preamp Factor Aux Factor APos TPos Remark MHz dBuV/m dBuV/m dB dBuV dB/m dB dB dB cm deg 1 4824.00 52.27 74.00 -21.73 75.64 32.44 10.42 66.74 0.51 400 59 PEAK 2 4824.00 49.69 54.00 -4.31 73.06 32.44 10.42 66.74 0.51 400 59 AVERAGE	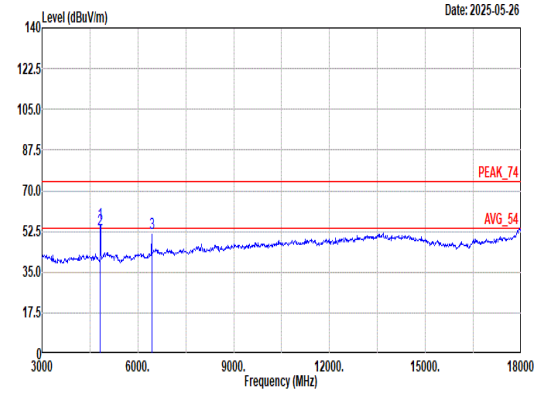 Site : 03CH11-HY Condition: PEAK_74 3m 9120D_01620_240828 VERTICAL Freq Level Limit Line Margin Read Level Ant Factor Cable Loss Preamp Factor Aux Factor APos TPos Remark MHz dBuV/m dBuV/m dB dBuV dB/m dB dB dB cm deg 1 4824.00 55.74 74.00 -18.26 79.11 32.44 10.42 66.74 0.51 100 14 PEAK 2 4824.00 53.53 54.00 -0.47 76.90 32.44 10.42 66.74 0.51 100 14 AVERAGE 3 6432.00 51.55 ------ ------ 68.45 34.76 12.76 64.90 0.48 297 183 PEAK

Remark: The unwanted signal at 6432MHz can be ignored as it falls within the non-restricted band and meets the requirements of FCC 15.247 (d), RSS-247 section 5.5, LP0002 section 4.1.10.5.

Mode	1	
	Harmonic	
	2400-2483.5_802.11b_CH01_2412MHz	
ANT	1	
Pol.	Horizontal	Vertical
14.47G ~14.5G Avg	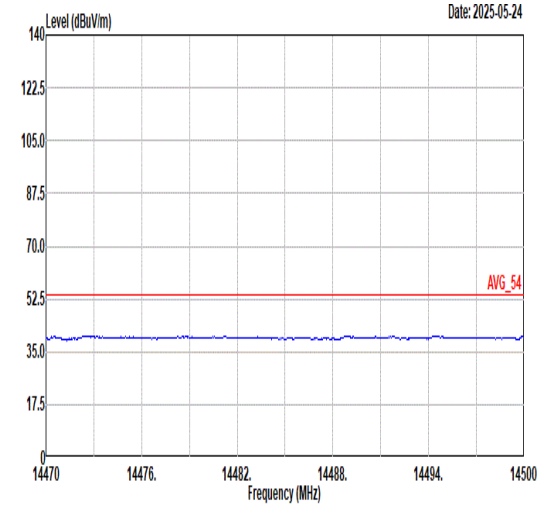 Site : 03CH11-HY Condition: AVG_54 3m 9120D_01620_240828 HORIZONTAL	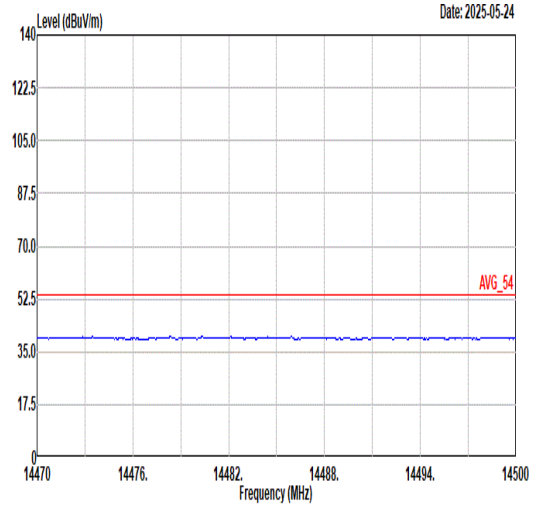 Site : 03CH11-HY Condition: AVG_54 3m 9120D_01620_240828 VERTICAL
17.7G ~18G Avg	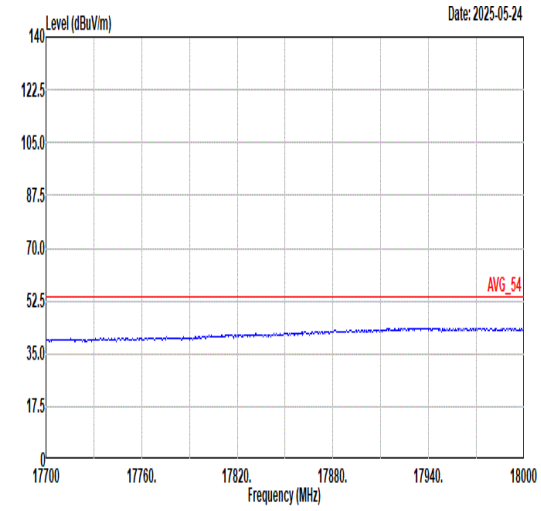 Site : 03CH11-HY Condition: AVG_54 3m 9120D_01620_240828 HORIZONTAL	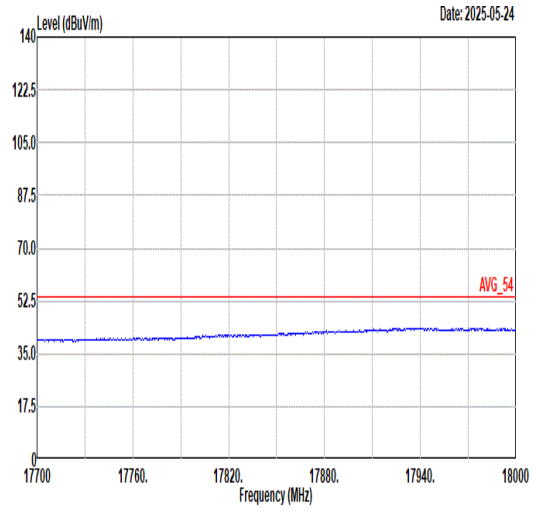 Site : 03CH11-HY Condition: AVG_54 3m 9120D_01620_240828 VERTICAL

Mode	2	
	Band Edge - L	
	2400-2483.5_802.11b_CH06_2437MHz	
ANT	1	
Pol.	Horizontal	Fundamental
Peak	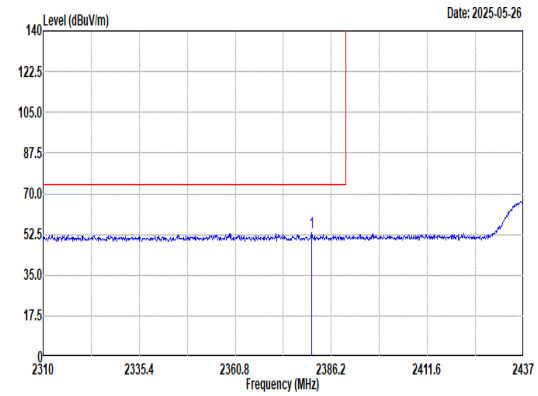 Site : 03CH11-HY Condition: PEAK_BE_74 3m 9120D_01620_240828 HORIZONTAL : RBW:1000.000kHz VBW:3000.000kHz SWT:Auto Freq Level Limit Line Margin Read Level Ant Factor Cable Loss Preamp Factor Aux Factor APos TPos Remark MHz dBuV/m dBuV/m dB dBuV dB/m dB dB dB cm deg 1 2380.99 53.26 74.00 -20.74 42.44 27.21 6.79 33.21 10.03 340 276 PEAK	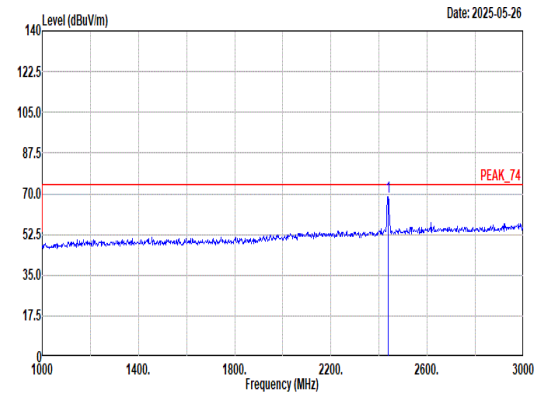 Site : 03CH11-HY Condition: PEAK_74 3m 9120D_01620_240828 HORIZONTAL : RBW:1000.000kHz VBW:3000.000kHz SWT:Auto Freq Level Limit Line Margin Read Level Ant Factor Cable Loss Preamp Factor Aux Factor APos TPos Remark MHz dBuV/m dBuV/m dB dBuV dB/m dB dB dB cm deg 1 2437.00 68.92 ------ ------ 57.61 27.60 6.84 33.16 10.03 340 276 PEAK
Avg	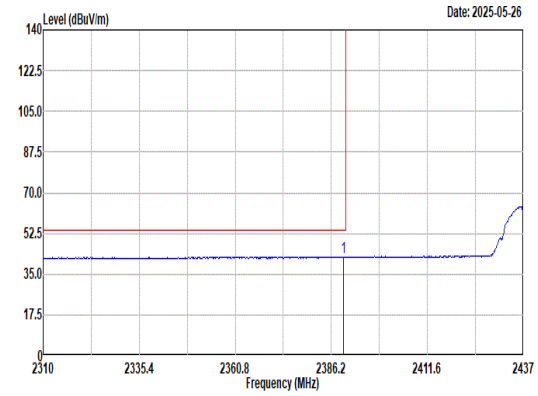 Site : 03CH11-HY Condition: AVG_BE_54 3m 9120D_01620_240828 HORIZONTAL : RBW:1000.000kHz VBW:0.820kHz SWT:Auto Freq Level Limit Line Margin Read Level Ant Factor Cable Loss Preamp Factor Aux Factor APos TPos Remark MHz dBuV/m dBuV/m dB dBuV dB/m dB dB dB cm deg 1 2389.38 42.47 54.00 -11.53 31.55 27.29 6.80 33.20 10.03 340 276 AVERAGE	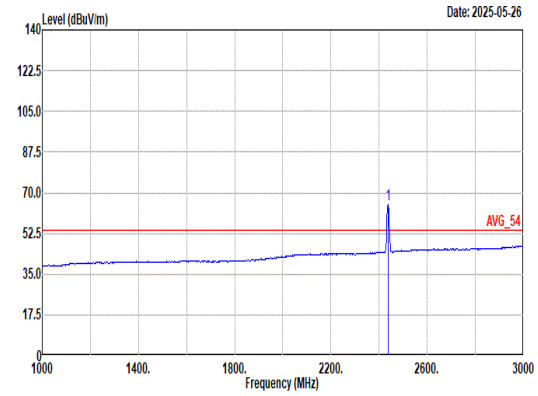 Site : 03CH11-HY Condition: AVG_54 3m 9120D_01620_240828 HORIZONTAL : RBW:1000.000kHz VBW:0.820kHz SWT:Auto Freq Level Limit Line Margin Read Level Ant Factor Cable Loss Preamp Factor Aux Factor APos TPos Remark MHz dBuV/m dBuV/m dB dBuV dB/m dB dB dB cm deg 1 2437.00 64.90 ------ ------ 53.59 27.60 6.84 33.16 10.03 340 276 AVERAGE

Mode	2	
	Band Edge - R	
	2400-2483.5_802.11b_CH06_2437MHz	
ANT	1	
Pol.	Horizontal	Fundamental
Peak	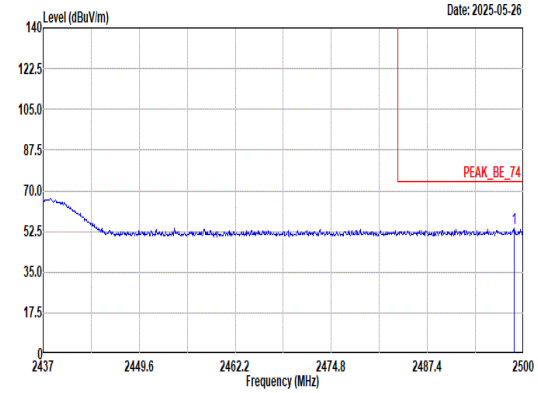 Site : 03CH11-HY Condition: PEAK_BE_74 3m 9120D_01620_240828 HORIZONTAL : RBW:1000.000kHz VBW:3000.000kHz SWT:Auto Limit Read Ant Cable Preamp Aux APos TPos Freq Level Line Margin Level Factor Loss Factor Factor Remark MHz dBuV/m dBuV/m dB dBuV dB/m dB dB dB cm deg 1 2498.74 53.97 74.00 -20.03 42.26 27.90 6.88 33.10 10.03 340 276 PEAK	Blank
Avg	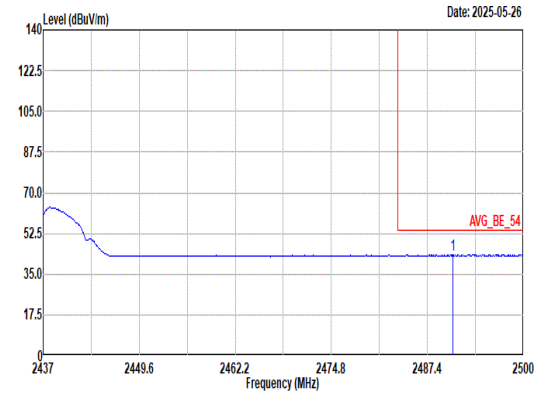 Site : 03CH11-HY Condition: AVG_BE_54 3m 9120D_01620_240828 HORIZONTAL : RBW:1000.000kHz VBW:0.820kHz SWT:Auto Limit Read Ant Cable Preamp Aux APos TPos Freq Level Line Margin Level Factor Loss Factor Factor Remark MHz dBuV/m dBuV/m dB dBuV dB/m dB dB dB cm deg 1 2490.74 43.26 54.00 -10.74 31.57 27.90 6.87 33.11 10.03 340 276 AVERAGE	Blank

Mode	2	
	Band Edge - L	
	2400-2483.5_802.11b_CH06_2437MHz	
ANT	1	
Pol.	Vertical	Fundamental
Peak	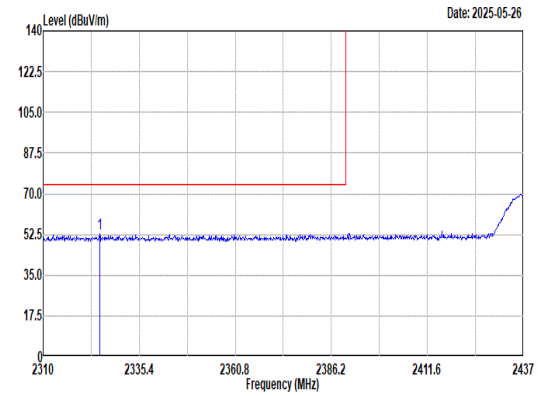 Site : 03CH11-HY Condition: PEAK_BE_74 3m 9120D_01620_240828 VERTICAL : RBW:1000.000kHz VBW:3000.000kHz SWT:Auto Freq Level Limit Line Margin Read Level Ant Factor Cable Loss Preamp Factor Aux Factor APos TPos Remark MHz dBuV/m dBuV/m dB dBuV dB/m dB dB dB cm deg 1 2324.99 52.87 74.00 -21.13 42.27 27.15 6.70 33.26 10.01 295 266 PEAK	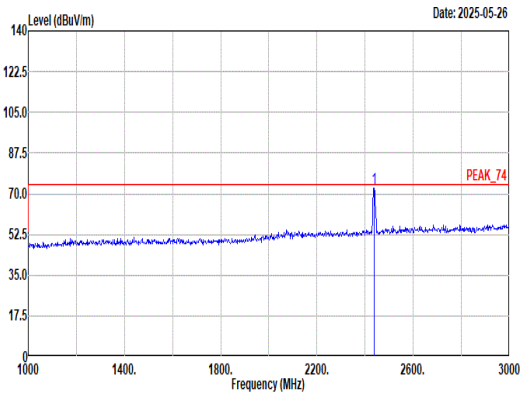 Site : 03CH11-HY Condition: PEAK_74 3m 9120D_01620_240828 VERTICAL : RBW:1000.000kHz VBW:3000.000kHz SWT:Auto Freq Level Limit Line Margin Read Level Ant Factor Cable Loss Preamp Factor Aux Factor APos TPos Remark MHz dBuV/m dBuV/m dB dBuV dB/m dB dB dB cm deg 1 2437.00 72.30 ------ ------ 60.99 27.60 6.84 33.16 10.03 295 266 PEAK
Avg	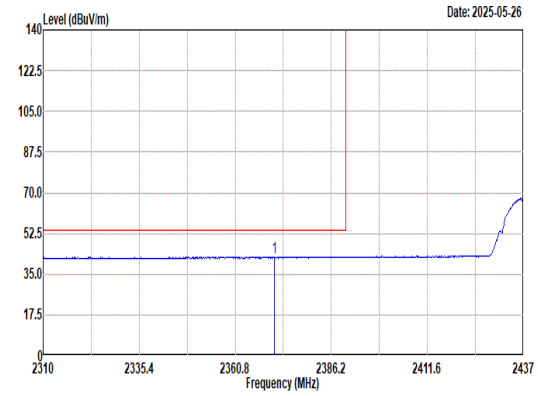 Site : 03CH11-HY Condition: AVG_BE_54 3m 9120D_01620_240828 VERTICAL : RBW:1000.000kHz VBW:0.820kHz SWT:Auto Freq Level Limit Line Margin Read Level Ant Factor Cable Loss Preamp Factor Aux Factor APos TPos Remark MHz dBuV/m dBuV/m dB dBuV dB/m dB dB dB cm deg 1 2371.21 42.43 54.00 -11.57 31.66 27.20 6.77 33.22 10.02 295 266 AVERAGE	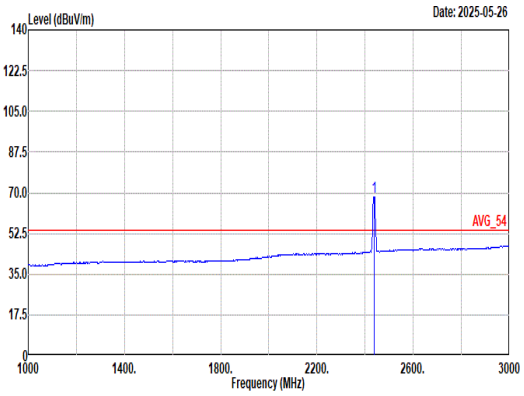 Site : 03CH11-HY Condition: AVG_54 3m 9120D_01620_240828 VERTICAL : RBW:1000.000kHz VBW:0.820kHz SWT:Auto Freq Level Limit Line Margin Read Level Ant Factor Cable Loss Preamp Factor Aux Factor APos TPos Remark MHz dBuV/m dBuV/m dB dBuV dB/m dB dB dB cm deg 1 2437.00 68.37 ------ ------ 57.06 27.60 6.84 33.16 10.03 295 266 AVERAGE

Mode	2	
	Band Edge - R	
	2400-2483.5_802.11b_CH06_2437MHz	
ANT	1	
Pol.	Vertical	Fundamental
Peak	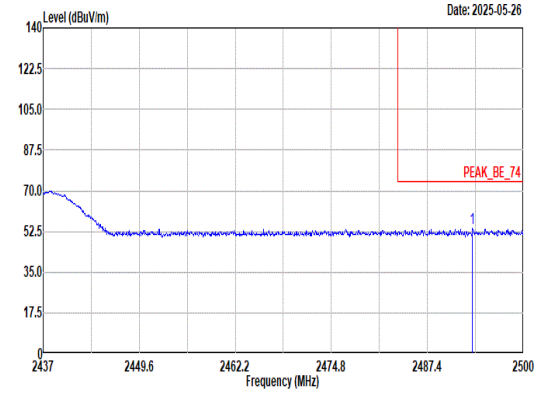 Site : 03CH11-HY Condition: PEAK_BE_74 3m 9120D_01620_240828 VERTICAL : RBW:1000.000kHz VBW:3000.000kHz SWT:Auto Limit Read Ant Cable Preamp Aux APos TPos Freq Level Line Margin Level Factor Loss Factor Factor Remark MHz dBuV/m dBuV/m dB dBuV dB/m dB dB dB cm deg 1 2493.32 53.72 74.00 -20.28 42.02 27.90 6.88 33.11 10.03 295 266 PEAK	Blank
Avg	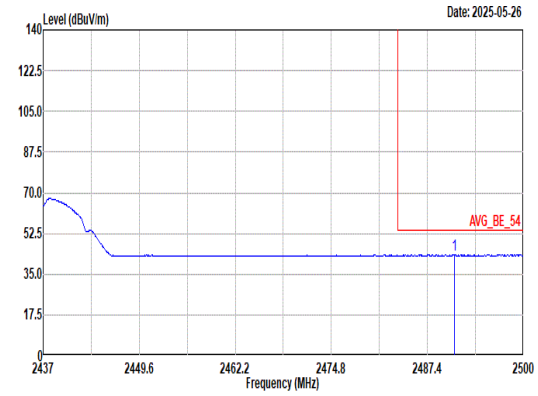 Site : 03CH11-HY Condition: AVG_BE_54 3m 9120D_01620_240828 VERTICAL : RBW:1000.000kHz VBW:0.820kHz SWT:Auto Limit Read Ant Cable Preamp Aux APos TPos Freq Level Line Margin Level Factor Loss Factor Factor Remark MHz dBuV/m dBuV/m dB dBuV dB/m dB dB dB cm deg 1 2490.99 43.28 54.00 -10.72 31.59 27.90 6.87 33.11 10.03 295 266 AVERAGE	Blank

Mode	2	
	Harmonic	
	2400-2483.5_802.11b_CH06_2437MHz	
ANT	1	
Pol.	Horizontal	Vertical
Peak Avg	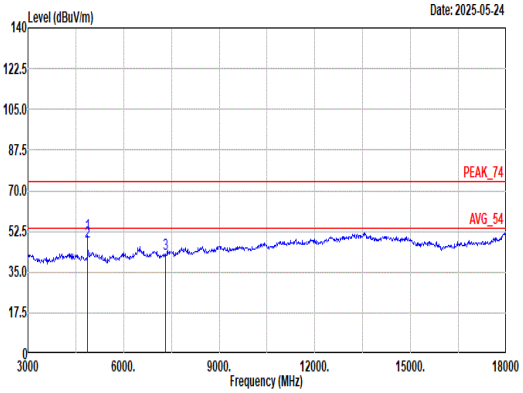 Site : 03CH11-HY Condition: PEAK_74 3m 9120D_01620_240828 HORIZONTAL Freq Level Limit Line Margin Read Level Ant Factor Cable Loss Preamp Factor Aux Factor APos TPos Remark MHz dBuV/m dBuV/m dB dBuV dB/m dB dB dB cm deg 1 4874.00 51.33 74.00 -22.67 74.16 32.70 10.64 66.70 0.53 100 63 PEAK 2 4874.00 48.27 54.00 -5.73 71.10 32.70 10.64 66.70 0.53 100 63 AVERAGE 3 7311.00 42.60 74.00 -31.40 57.54 36.78 13.73 65.77 0.32 -- -- PEAK	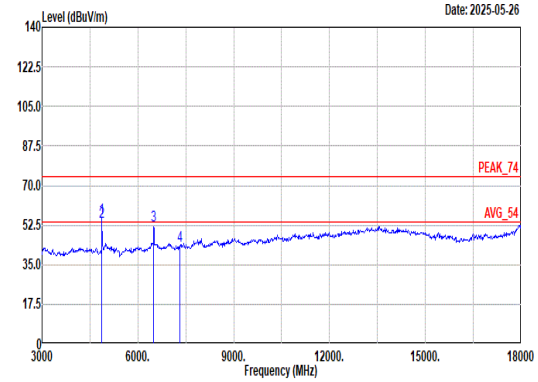 Site : 03CH11-HY Condition: PEAK_74 3m 9120D_01620_240828 VERTICAL Freq Level Limit Line Margin Read Level Ant Factor Cable Loss Preamp Factor Aux Factor APos TPos Remark MHz dBuV/m dBuV/m dB dBuV dB/m dB dB dB cm deg 1 4874.00 55.31 74.00 -18.69 78.14 32.70 10.64 66.70 0.53 149 330 PEAK 2 4874.00 53.67 54.00 -0.33 76.50 32.70 10.64 66.70 0.53 149 330 AVERAGE 3 6500.00 52.53 ------ ------ 69.09 35.00 12.94 64.90 0.40 100 168 PEAK 4 7311.00 43.23 74.00 -30.77 58.17 36.78 13.73 65.77 0.32 -- -- PEAK

Remark: The unwanted signal at 6500MHz can be ignored as it falls within the non-restricted band meets the requirements of FCC 15.247 (d), RSS-247 section 5.5, LP0002 section 4.1.10.5.

Mode	2	
	Harmonic	
	2400-2483.5_802.11b_CH06_2437MHz	
ANT	1	
Pol.	Horizontal	Vertical
14.47G ~14.5G Avg	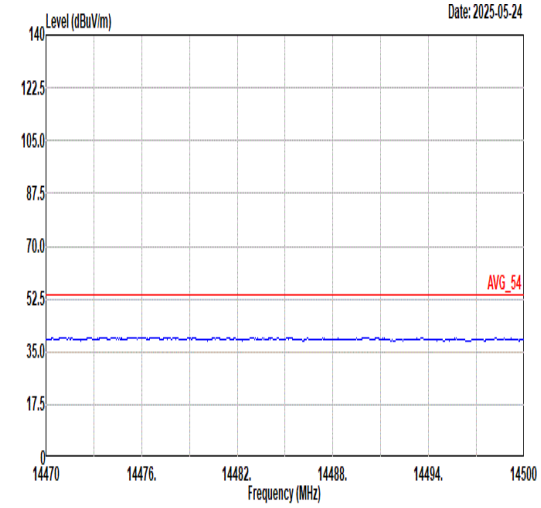 Site : 03CH11-HY Condition: AVG_54 3m 9120D_01620_240828 HORIZONTAL	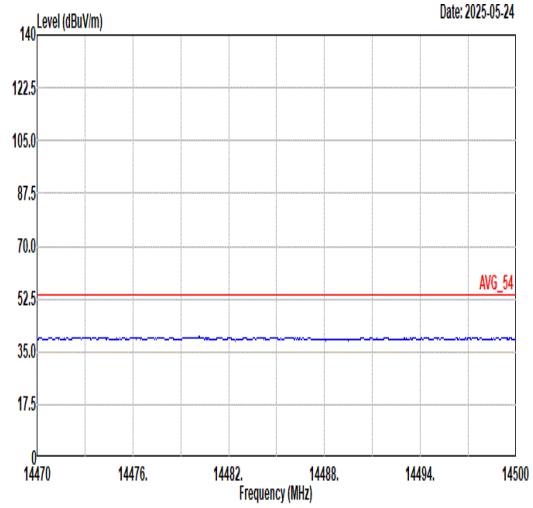 Site : 03CH11-HY Condition: AVG_54 3m 9120D_01620_240828 VERTICAL
17.7G ~18G Avg	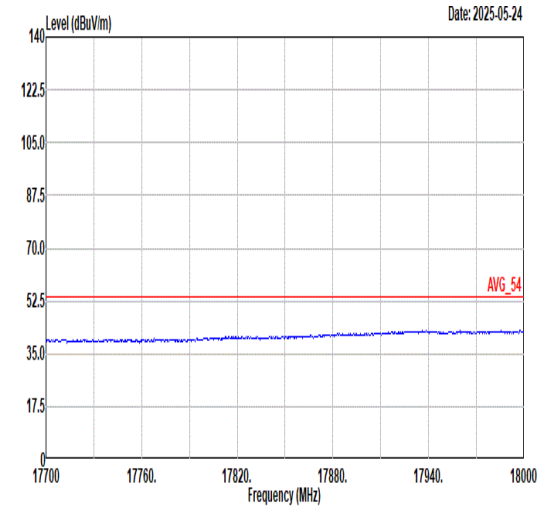 Site : 03CH11-HY Condition: AVG_54 3m 9120D_01620_240828 HORIZONTAL	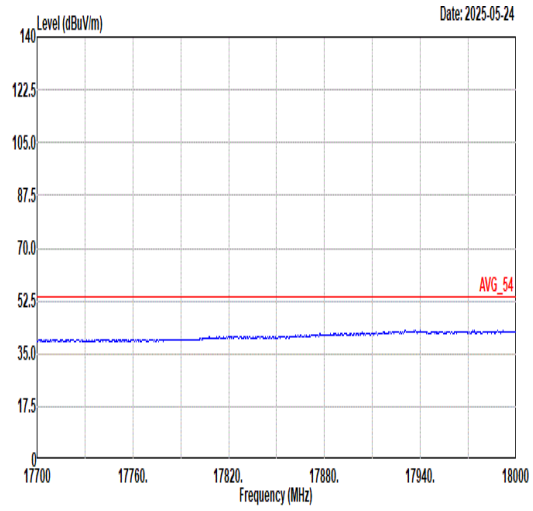 Site : 03CH11-HY Condition: AVG_54 3m 9120D_01620_240828 VERTICAL

Mode	3	
	Band Edge	
	2400-2483.5_802.11b_CH11_2462MHz	
ANT	1	
Pol.	Horizontal	Fundamental
Peak	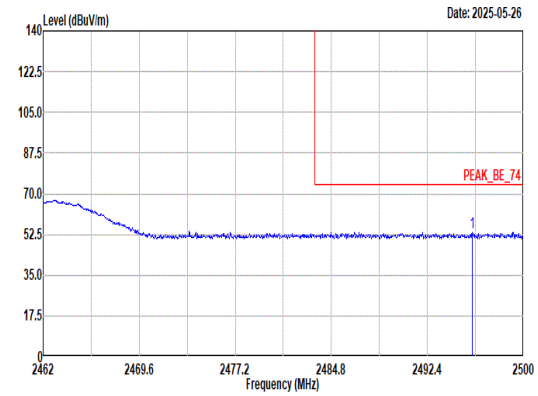 Site : 03CH11-HY Condition: PEAK_BE_74 3m 9120D_01620_240828 HORIZONTAL : RBW:1000.000kHz VBW:3000.000kHz SWT:Auto Freq Level Limit Line Margin Read Level Ant Factor Cable Loss Preamp Factor Aux Factor APos TPos Remark MHz dBuV/m dBuV/m dB dBuV dB/m dB dB dB cm deg 1 2495.93 53.60 74.00 -20.40 41.89 27.90 6.88 33.10 10.03 218 203 PEAK	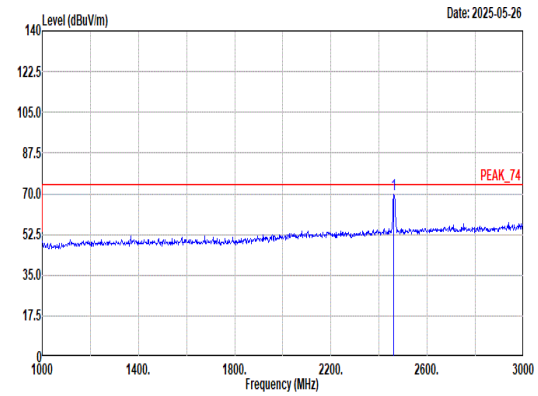 Site : 03CH11-HY Condition: PEAK_74 3m 9120D_01620_240828 HORIZONTAL : RBW:1000.000kHz VBW:3000.000kHz SWT:Auto Freq Level Limit Line Margin Read Level Ant Factor Cable Loss Preamp Factor Aux Factor APos TPos Remark MHz dBuV/m dBuV/m dB dBuV dB/m dB dB dB cm deg 1 2462.00 69.65 ------ ------ 58.27 27.62 6.86 33.13 10.03 218 203 PEAK
Avg	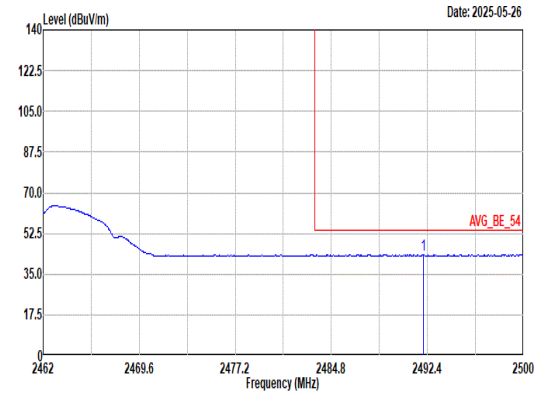 Site : 03CH11-HY Condition: AVG_BE_54 3m 9120D_01620_240828 HORIZONTAL : RBW:1000.000kHz VBW:0.820kHz SWT:Auto Freq Level Limit Line Margin Read Level Ant Factor Cable Loss Preamp Factor Aux Factor APos TPos Remark MHz dBuV/m dBuV/m dB dBuV dB/m dB dB dB cm deg 1 2492.06 43.36 54.00 -10.64 31.66 27.90 6.88 33.11 10.03 218 203 AVERAGE	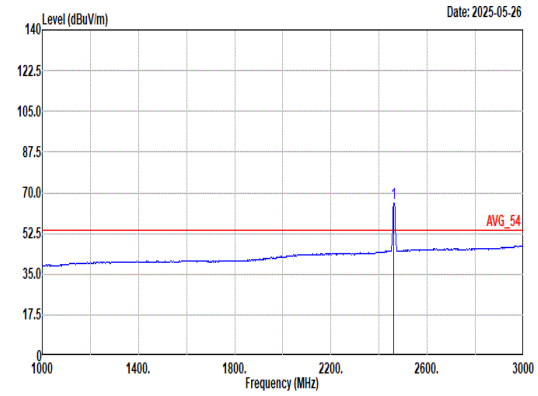 Site : 03CH11-HY Condition: AVG_54 3m 9120D_01620_240828 HORIZONTAL : RBW:1000.000kHz VBW:0.820kHz SWT:Auto Freq Level Limit Line Margin Read Level Ant Factor Cable Loss Preamp Factor Aux Factor APos TPos Remark MHz dBuV/m dBuV/m dB dBuV dB/m dB dB dB cm deg 1 2462.00 65.51 ------ ------ 54.13 27.62 6.86 33.13 10.03 218 203 AVERAGE

Mode	3	
	Band Edge	
	2400-2483.5_802.11b_CH11_2462MHz	
ANT	1	
Pol.	Vertical	Fundamental
Peak	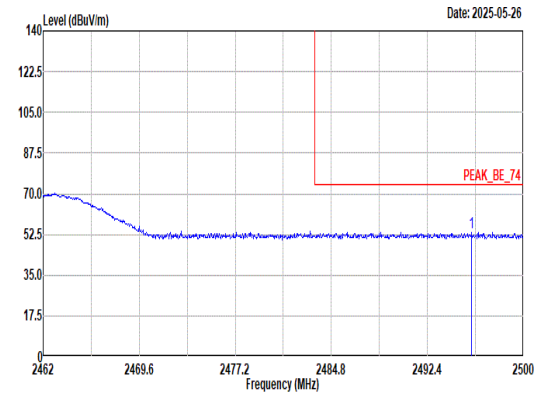 Site : 03CH11-HY Condition: PEAK_BE_74 3m 9120D_01620_240828 VERTICAL : RBW:1000.000kHz VBW:3000.000kHz SWT:Auto Freq Level Limit Line Margin Read Level Ant Factor Cable Loss Preamp Factor Aux Factor APos TPos Remark MHz dBuV/m dBuV/m dB dBuV dB/m dB dB dB cm deg 1 2495.90 53.54 74.00 -20.46 41.83 27.90 6.88 33.10 10.03 329 239 PEAK	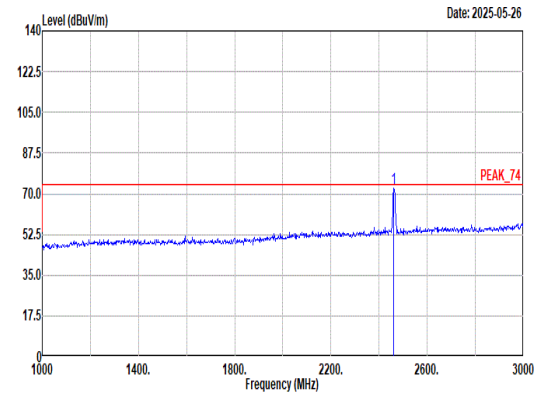 Site : 03CH11-HY Condition: PEAK_74 3m 9120D_01620_240828 VERTICAL : RBW:1000.000kHz VBW:3000.000kHz SWT:Auto Freq Level Limit Line Margin Read Level Ant Factor Cable Loss Preamp Factor Aux Factor APos TPos Remark MHz dBuV/m dBuV/m dB dBuV dB/m dB dB dB cm deg 1 2462.00 72.33 ------ ------ 60.95 27.62 6.86 33.13 10.03 329 239 PEAK
Avg	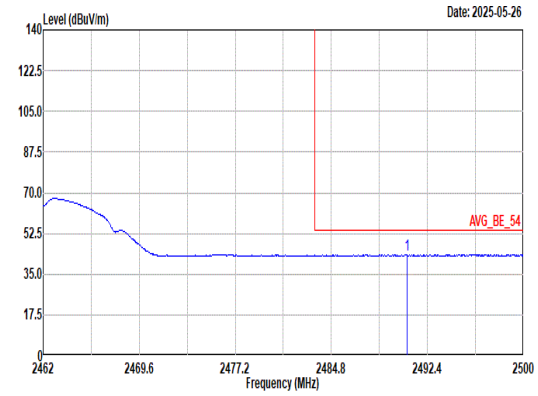 Site : 03CH11-HY Condition: AVG_BE_54 3m 9120D_01620_240828 VERTICAL : RBW:1000.000kHz VBW:0.820kHz SWT:Auto Freq Level Limit Line Margin Read Level Ant Factor Cable Loss Preamp Factor Aux Factor APos TPos Remark MHz dBuV/m dBuV/m dB dBuV dB/m dB dB dB cm deg 1 2490.80 43.39 54.00 -10.61 31.70 27.90 6.87 33.11 10.03 329 239 AVERAGE	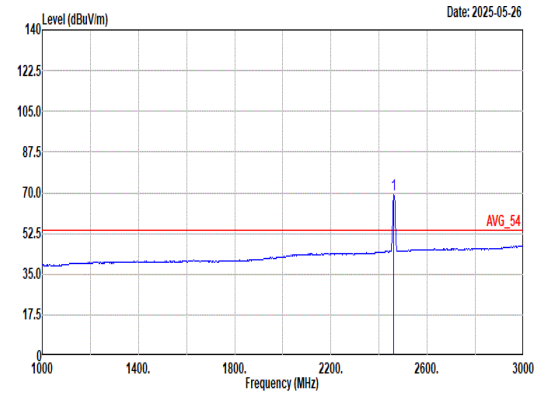 Site : 03CH11-HY Condition: AVG_54 3m 9120D_01620_240828 VERTICAL : RBW:1000.000kHz VBW:0.820kHz SWT:Auto Freq Level Limit Line Margin Read Level Ant Factor Cable Loss Preamp Factor Aux Factor APos TPos Remark MHz dBuV/m dBuV/m dB dBuV dB/m dB dB dB cm deg 1 2462.00 68.97 ------ ------ 57.59 27.62 6.86 33.13 10.03 329 239 AVERAGE

Mode	3	
	Harmonic	
	2400-2483.5_802.11b_CH11_2462MHz	
ANT	1	
Pol.	Horizontal	Vertical
Peak Avg	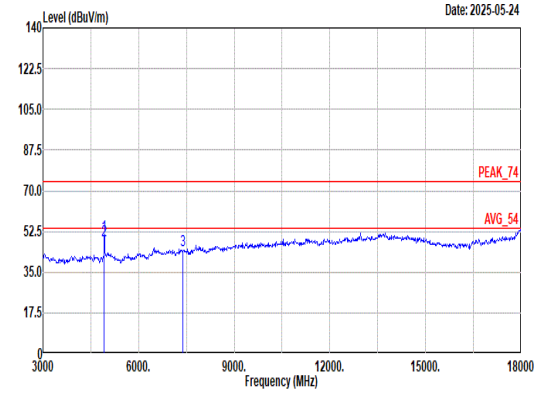 Site : 03CH11-HY Condition: PEAK_74 3m 9120D_01620_240828 HORIZONTAL Freq Level Limit Line Margin Read Level Ant Factor Cable Loss Preamp Factor Aux Factor APos TPos Remark MHz dBuV/m dBuV/m dB dBuV dB/m dB dB dB cm deg 1 4924.00 50.69 74.00 -23.31 73.04 32.90 10.85 66.66 0.56 100 59 PEAK 2 4924.00 48.45 54.00 -5.55 70.80 32.90 10.85 66.66 0.56 100 59 AVERAGE 3 7386.00 44.20 74.00 -29.80 59.50 36.48 13.79 65.86 0.29 -- -- PEAK	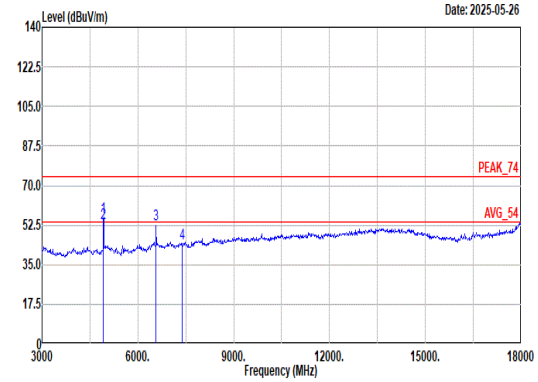 Site : 03CH11-HY Condition: PEAK_74 3m 9120D_01620_240828 VERTICAL Freq Level Limit Line Margin Read Level Ant Factor Cable Loss Preamp Factor Aux Factor APos TPos Remark MHz dBuV/m dBuV/m dB dBuV dB/m dB dB dB cm deg 1 4924.00 55.94 74.00 -18.06 78.29 32.90 10.85 66.66 0.56 315 0 PEAK 2 4924.00 53.47 54.00 -0.53 75.82 32.90 10.85 66.66 0.56 315 0 AVERAGE 3 6565.33 53.00 ------ ------ 69.05 35.49 13.11 64.97 0.32 100 168 PEAK 4 7386.00 44.23 74.00 -29.77 59.53 36.48 13.79 65.86 0.29 -- -- PEAK

Remark: The unwanted signal at 6565.33MHz can be ignored as it falls within the non-restricted band and meets the requirements of FCC 15.247 (d), RSS-247 section 5.5, LP0002 section 4.1.10.5.

Mode	3	
	Harmonic	
	2400-2483.5_802.11b_CH11_2462MHz	
ANT	1	
Pol.	Horizontal	Vertical
14.47G ~14.5G Avg	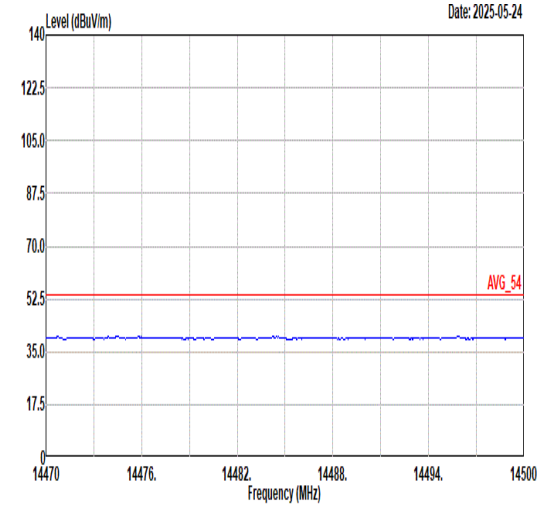 Site : 03CH11-HY Condition: AVG_54 3m 9120D_01620_240828 HORIZONTAL	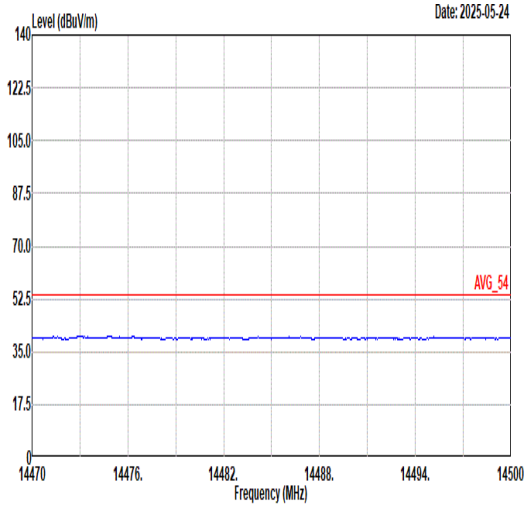 Site : 03CH11-HY Condition: AVG_54 3m 9120D_01620_240828 VERTICAL
17.7G ~18G Avg	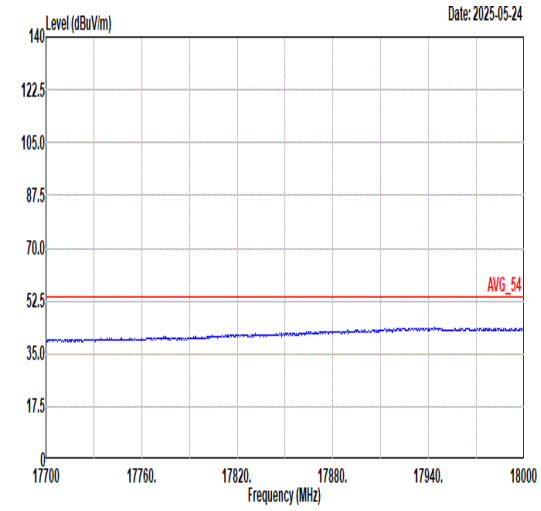 Site : 03CH11-HY Condition: AVG_54 3m 9120D_01620_240828 HORIZONTAL	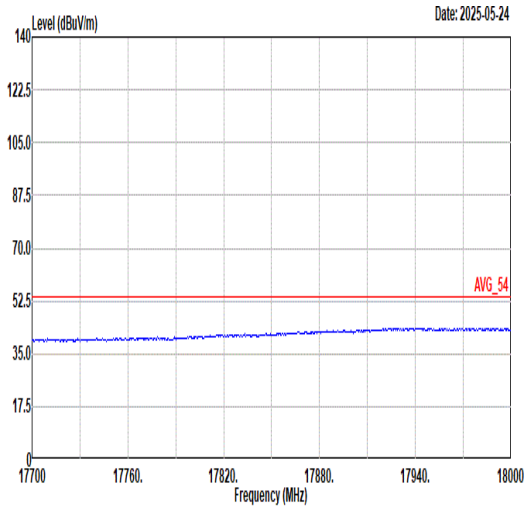 Site : 03CH11-HY Condition: AVG_54 3m 9120D_01620_240828 VERTICAL

Mode	4	
	Band Edge	
	2400-2483.5_802.11g_CH01_2412MHz	
ANT	1	
Pol.	Horizontal	Fundamental
Peak	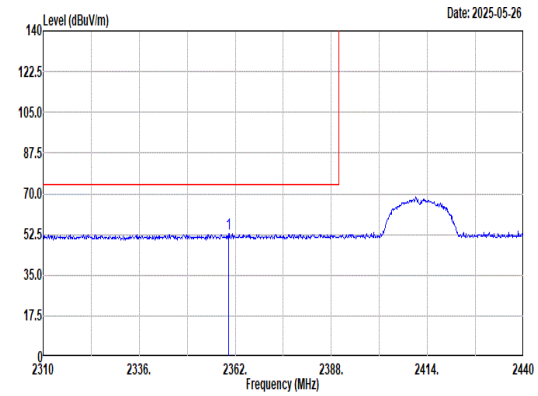 Site : 03CH11-HY Condition: PEAK_BE_74 3m 9120D_01620_240828 HORIZONTAL : RBW:1000.000kHz VBW:3000.000kHz SWT:Auto Freq Level Limit Line Margin Read Level Ant Factor Cable Loss Preamp Factor Aux Factor APos TPos Remark MHz dBuV/m dBuV/m dB dBuV dB/m dB dB dB cm deg 1 2360.18 52.83 74.00 -21.17 42.09 27.20 6.75 33.23 10.02 309 340 PEAK	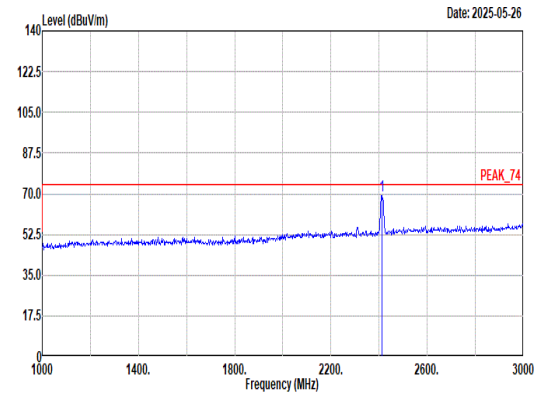 Site : 03CH11-HY Condition: PEAK_74 3m 9120D_01620_240828 HORIZONTAL : RBW:1000.000kHz VBW:3000.000kHz SWT:Auto Freq Level Limit Line Margin Read Level Ant Factor Cable Loss Preamp Factor Aux Factor APos TPos Remark MHz dBuV/m dBuV/m dB dBuV dB/m dB dB dB cm deg 1 2412.00 69.36 ------ ------ 58.26 27.42 6.83 33.18 10.03 309 340 PEAK
Avg	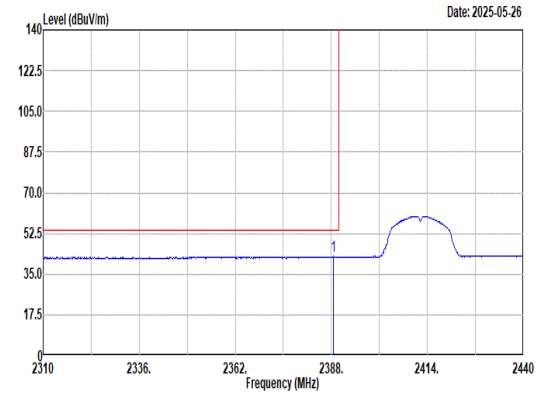 Site : 03CH11-HY Condition: AVG_BE_54 3m 9120D_01620_240828 HORIZONTAL : RBW:1000.000kHz VBW:1.100kHz SWT:Auto Freq Level Limit Line Margin Read Level Ant Factor Cable Loss Preamp Factor Aux Factor APos TPos Remark MHz dBuV/m dBuV/m dB dBuV dB/m dB dB dB cm deg 1 2388.65 42.63 54.00 -11.37 31.71 27.29 6.80 33.20 10.03 309 340 AVERAGE	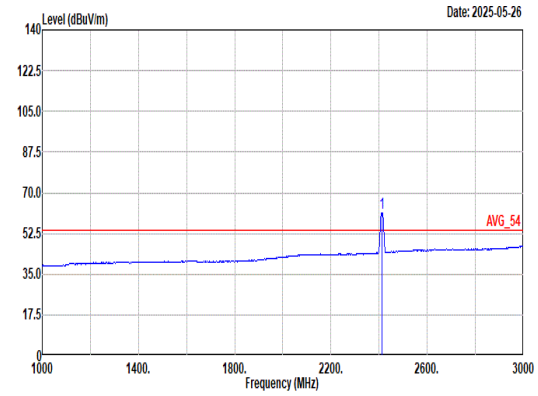 Site : 03CH11-HY Condition: AVG_54 3m 9120D_01620_240828 HORIZONTAL : RBW:1000.000kHz VBW:1.100kHz SWT:Auto Freq Level Limit Line Margin Read Level Ant Factor Cable Loss Preamp Factor Aux Factor APos TPos Remark MHz dBuV/m dBuV/m dB dBuV dB/m dB dB dB cm deg 1 2412.00 61.30 ------ ------ 50.22 27.40 6.83 33.18 10.03 309 340 AVERAGE

Mode	4	
	Band Edge	
	2400-2483.5_802.11g_CH01_2412MHz	
ANT	1	
Pol.	Vertical	Fundamental
Peak	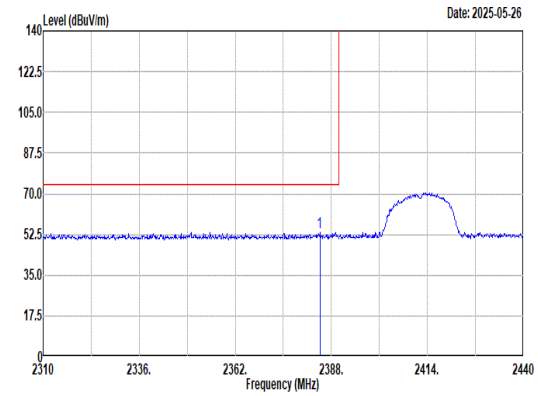 Site : 03CH11-HY Condition: PEAK_BE_74 3m 9120D_01620_240828 VERTICAL : RBW:1000.000kHz VBW:3000.000kHz SWT:Auto Freq Level Limit Line Margin Read Level Ant Factor Cable Loss Preamp Factor Aux Factor APos TPos Remark MHz dBuV/m dBuV/m dB dBuV dB/m dB dB dB cm deg 1 2384.88 53.31 74.00 -20.69 42.44 27.25 6.80 33.21 10.03 278 265 PEAK	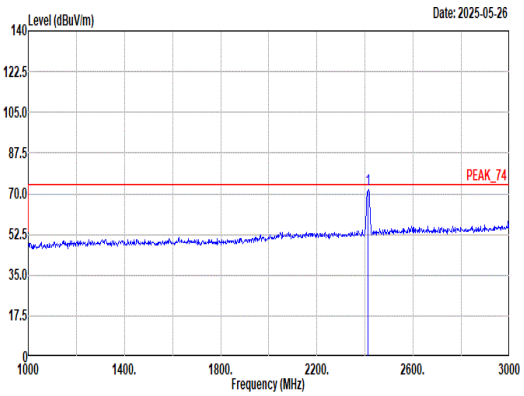 Site : 03CH11-HY Condition: PEAK_74 3m 9120D_01620_240828 VERTICAL : RBW:1000.000kHz VBW:3000.000kHz SWT:Auto Freq Level Limit Line Margin Read Level Ant Factor Cable Loss Preamp Factor Aux Factor APos TPos Remark MHz dBuV/m dBuV/m dB dBuV dB/m dB dB dB cm deg 1 2412.00 71.71 ------ ------ 60.57 27.46 6.83 33.18 10.03 278 265 PEAK
Avg	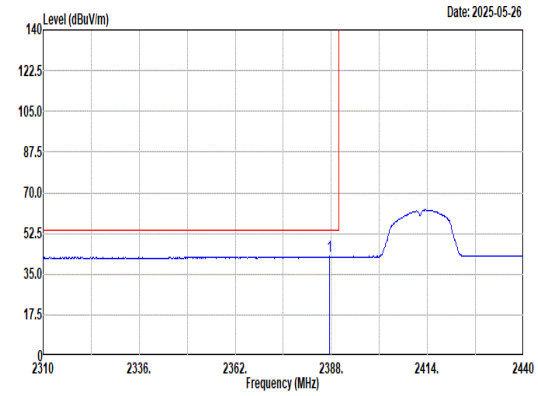 Site : 03CH11-HY Condition: AVG_BE_54 3m 9120D_01620_240828 VERTICAL : RBW:1000.000kHz VBW:1.100kHz SWT:Auto Freq Level Limit Line Margin Read Level Ant Factor Cable Loss Preamp Factor Aux Factor APos TPos Remark MHz dBuV/m dBuV/m dB dBuV dB/m dB dB dB cm deg 1 2387.48 42.56 54.00 -11.44 31.66 27.27 6.80 33.20 10.03 278 265 AVERAGE	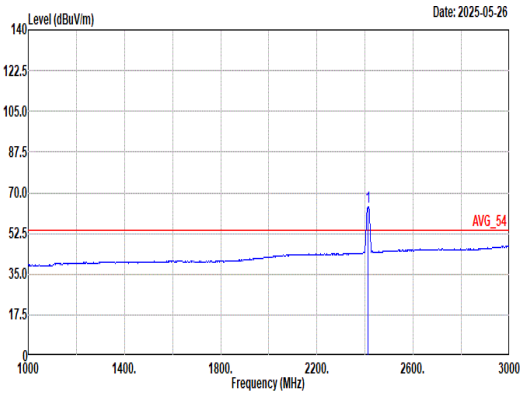 Site : 03CH11-HY Condition: AVG_54 3m 9120D_01620_240828 VERTICAL : RBW:1000.000kHz VBW:1.100kHz SWT:Auto Freq Level Limit Line Margin Read Level Ant Factor Cable Loss Preamp Factor Aux Factor APos TPos Remark MHz dBuV/m dBuV/m dB dBuV dB/m dB dB dB cm deg 1 2412.00 64.00 ------ ------ 52.88 27.44 6.83 33.18 10.03 278 265 AVERAGE

Mode	4	
	Harmonic	
	2400-2483.5_802.11g_CH01_2412MHz	
ANT	1	
Pol.	Horizontal	Vertical
Peak Avg	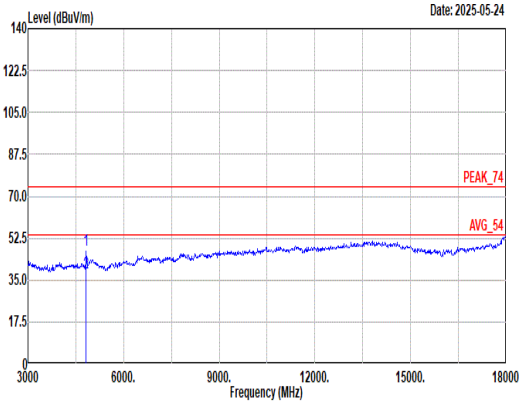 Site : 03CH11-HY Condition: PEAK_74 3m 9120D_01620_240828 HORIZONTAL Freq Level Limit Line Margin Read Level Ant Factor Cable Loss Preamp Factor Aux Factor APos TPos Remark MHz dBuV/m dBuV/m dB dBuV dB/m dB dB dB cm deg 1 4824.00 47.48 74.00 -26.52 70.85 32.44 10.42 66.74 0.51 100 69 PEAK 2 4824.00 37.85 54.00 -16.15 61.22 32.44 10.42 66.74 0.51 100 69 AVERAGE	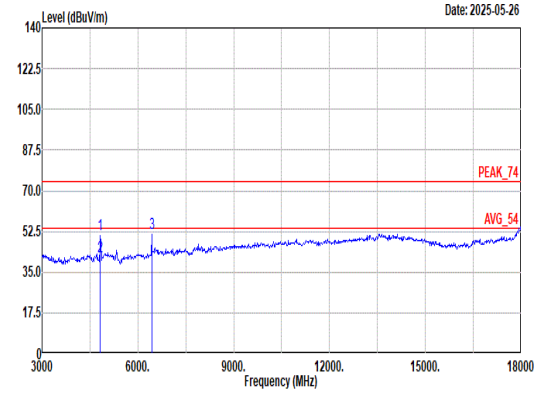 Site : 03CH11-HY Condition: PEAK_74 3m 9120D_01620_240828 VERTICAL Freq Level Limit Line Margin Read Level Ant Factor Cable Loss Preamp Factor Aux Factor APos TPos Remark MHz dBuV/m dBuV/m dB dBuV dB/m dB dB dB cm deg 1 4824.00 51.18 74.00 -22.82 74.55 32.44 10.42 66.74 0.51 100 13 PEAK 2 4824.00 41.93 54.00 -12.07 65.30 32.44 10.42 66.74 0.51 100 13 AVERAGE 3 6432.00 51.68 ------ ------ 68.58 34.76 12.76 64.90 0.48 297 175 PEAK

Remark: The unwanted signal at 6432MHz can be ignored as it falls within the non-restricted band and meets the requirements of FCC 15.247 (d), RSS-247 section 5.5, LP0002 section 4.1.10.5.

Mode	4	
	Harmonic	
	2400-2483.5_802.11g_CH01_2412MHz	
ANT	1	
Pol.	Horizontal	Vertical
14.47G ~14.5G Avg	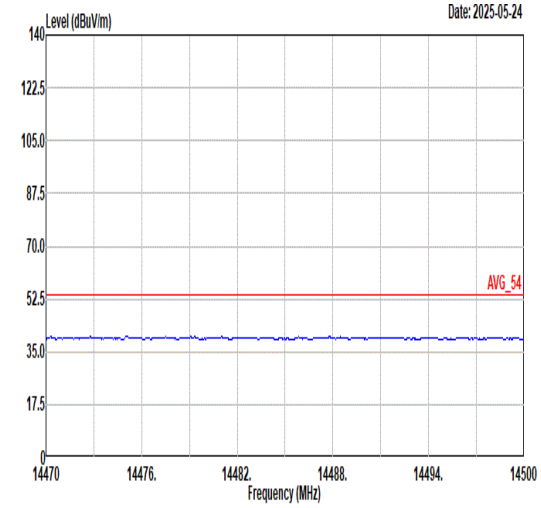 Site : 03CH11-HY Condition: AVG_54 3m 9120D_01620_240828 HORIZONTAL	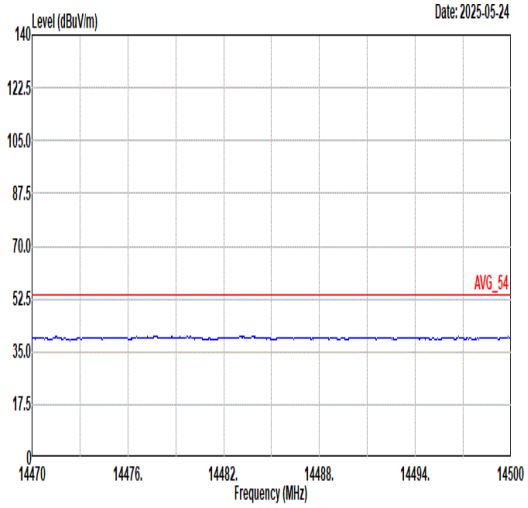 Site : 03CH11-HY Condition: AVG_54 3m 9120D_01620_240828 VERTICAL
17.7G ~18G Avg	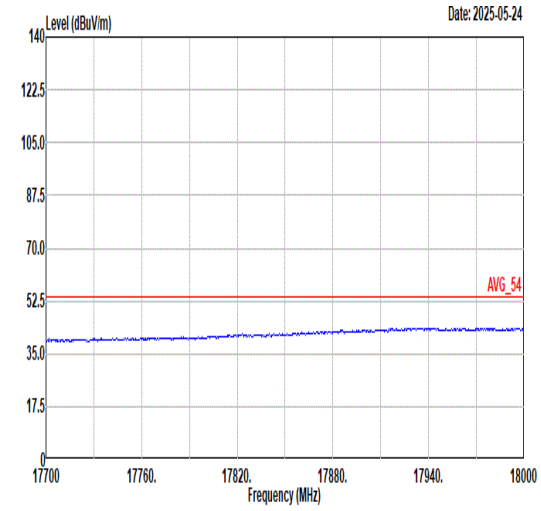 Site : 03CH11-HY Condition: AVG_54 3m 9120D_01620_240828 HORIZONTAL	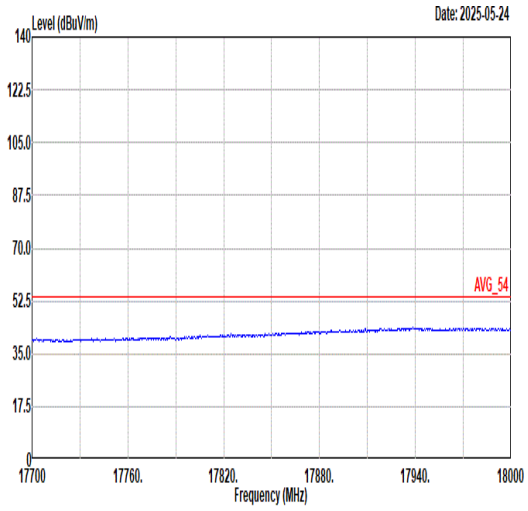 Site : 03CH11-HY Condition: AVG_54 3m 9120D_01620_240828 VERTICAL

Mode	5	
	Band Edge - L	
	2400-2483.5_802.11g_CH06_2437MHz	
ANT	1	
Pol.	Horizontal	Fundamental
Peak	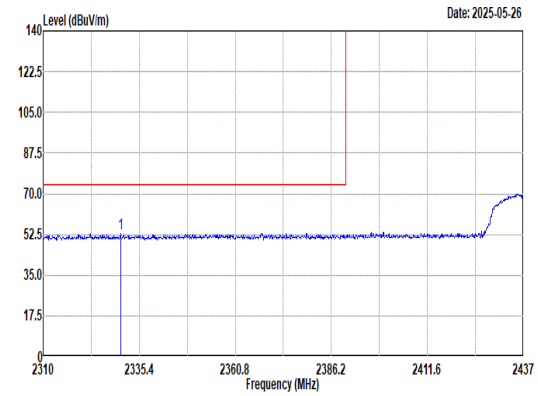 Site : 03CH11-HY Condition: PEAK_BE_74 3m 9120D_01620_240828 HORIZONTAL : RBW:1000.000kHz VBW:3000.000kHz SWT:Auto Freq Level Limit Line Margin Read Level Ant Factor Cable Loss Preamp Factor Aux Factor APos TPos Remark MHz dBuV/m dBuV/m dB dBuV dB/m dB dB dB cm deg 1 2330.45 53.07 74.00 -20.93 42.51 27.10 6.71 33.26 10.01 377 281 PEAK	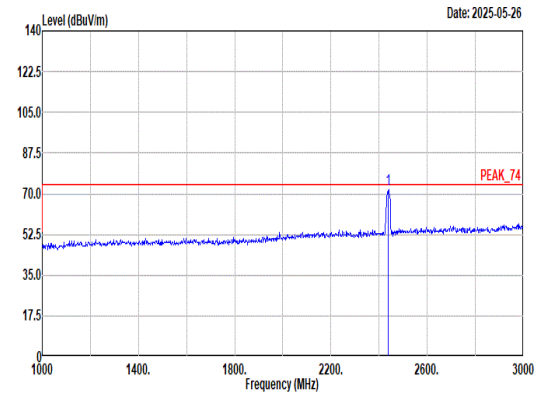 Site : 03CH11-HY Condition: PEAK_74 3m 9120D_01620_240828 HORIZONTAL : RBW:1000.000kHz VBW:3000.000kHz SWT:Auto Freq Level Limit Line Margin Read Level Ant Factor Cable Loss Preamp Factor Aux Factor APos TPos Remark MHz dBuV/m dBuV/m dB dBuV dB/m dB dB dB cm deg 1 2437.00 71.67 ------ ------ 60.36 27.60 6.84 33.16 10.03 377 281 PEAK
Avg	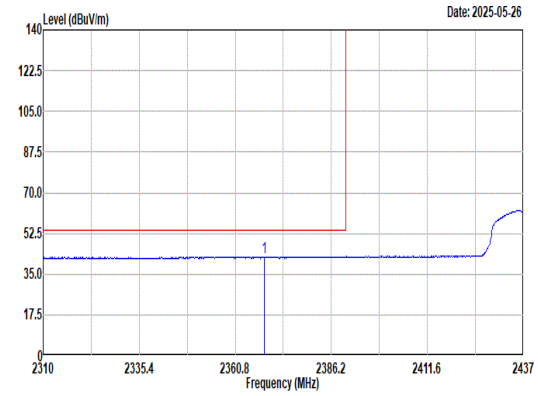 Site : 03CH11-HY Condition: AVG_BE_54 3m 9120D_01620_240828 HORIZONTAL : RBW:1000.000kHz VBW:1.100kHz SWT:Auto Freq Level Limit Line Margin Read Level Ant Factor Cable Loss Preamp Factor Aux Factor APos TPos Remark MHz dBuV/m dBuV/m dB dBuV dB/m dB dB dB cm deg 1 2368.55 42.51 54.00 -11.49 31.74 27.20 6.77 33.22 10.02 377 281 AVERAGE	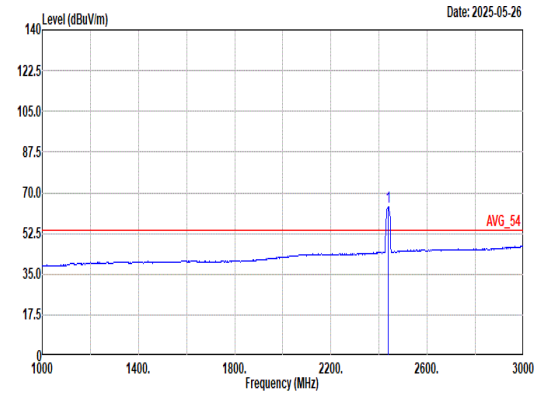 Site : 03CH11-HY Condition: AVG_54 3m 9120D_01620_240828 HORIZONTAL : RBW:1000.000kHz VBW:1.100kHz SWT:Auto Freq Level Limit Line Margin Read Level Ant Factor Cable Loss Preamp Factor Aux Factor APos TPos Remark MHz dBuV/m dBuV/m dB dBuV dB/m dB dB dB cm deg 1 2437.00 64.08 ------ ------ 52.77 27.60 6.84 33.16 10.03 377 281 AVERAGE

Mode	5	
	Band Edge - R	
	2400-2483.5_802.11g_CH06_2437MHz	
ANT	1	
Pol.	Horizontal	Fundamental
Peak	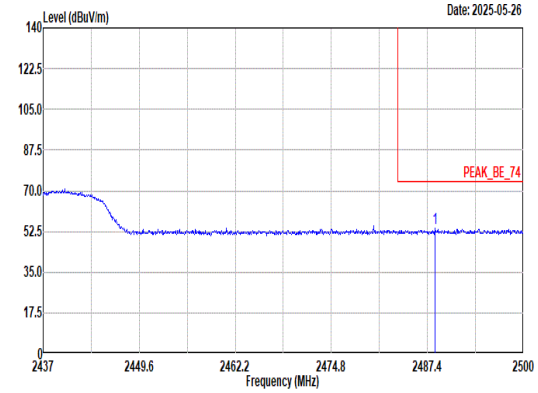 Site : 03CH11-HY Condition: PEAK_BE_74 3m 9120D_01620_240828 HORIZONTAL : RBW:1000.000kHz VBW:3000.000kHz SWT:Auto Limit Read Ant Cable Preamp Aux APos TPos Freq Level Line Margin Level Factor Loss Factor Factor Remark MHz dBuV/m dBuV/m dB dBuV dB/m dB dB dB cm deg 1 2488.41 53.67 74.00 -20.33 42.00 27.88 6.87 33.11 10.03 377 281 PEAK	Blank
Avg	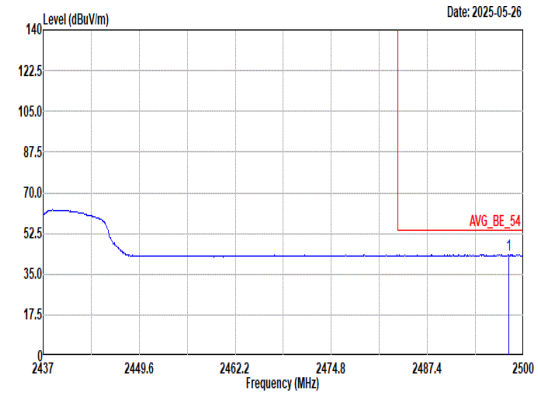 Site : 03CH11-HY Condition: AVG_BE_54 3m 9120D_01620_240828 HORIZONTAL : RBW:1000.000kHz VBW:1.100kHz SWT:Auto Limit Read Ant Cable Preamp Aux APos TPos Freq Level Line Margin Level Factor Loss Factor Factor Remark MHz dBuV/m dBuV/m dB dBuV dB/m dB dB dB cm deg 1 2498.05 43.41 54.00 -10.59 31.70 27.90 6.88 33.10 10.03 377 281 AVERAGE	Blank

Mode	5	
	Band Edge - L	
	2400-2483.5_802.11g_CH06_2437MHz	
ANT	1	
Pol.	Vertical	Fundamental
Peak	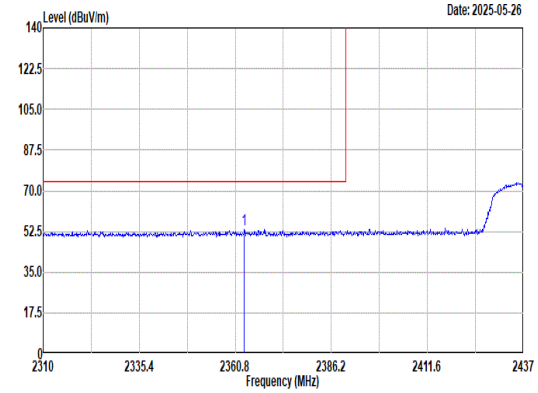 Site : 03CH11-HY Condition: PEAK_BE_74 3m 9120D_01620_240828 VERTICAL : RBW:1000.000kHz VBW:3000.000kHz SWT:Auto Freq Level Limit Line Margin Read Level Ant Factor Cable Loss Preamp Factor Aux Factor APos TPos Remark MHz dBuV/m dBuV/m dB dBuV dB/m dB dB dB cm deg 1 2363.21 53.27 74.00 -20.73 42.52 27.20 6.76 33.23 10.02 300 271 PEAK	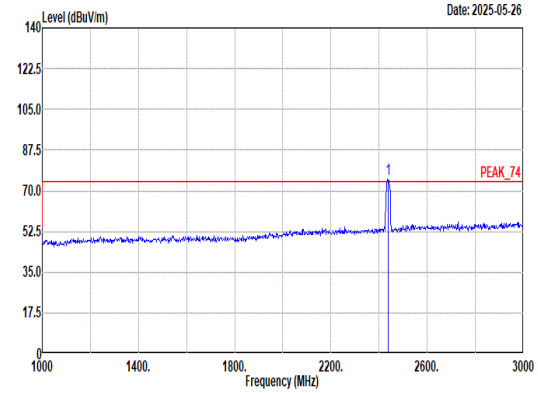 Site : 03CH11-HY Condition: PEAK_74 3m 9120D_01620_240828 VERTICAL : RBW:1000.000kHz VBW:3000.000kHz SWT:Auto Freq Level Limit Line Margin Read Level Ant Factor Cable Loss Preamp Factor Aux Factor APos TPos Remark MHz dBuV/m dBuV/m dB dBuV dB/m dB dB dB cm deg 1 2437.00 74.79 ------ ------ 63.48 27.60 6.84 33.16 10.03 300 271 PEAK
Avg	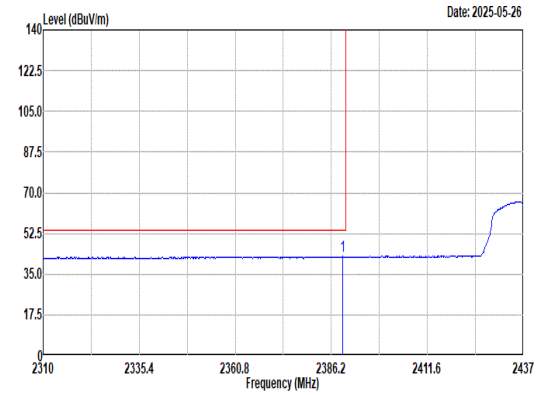 Site : 03CH11-HY Condition: AVG_BE_54 3m 9120D_01620_240828 VERTICAL : RBW:1000.000kHz VBW:1.100kHz SWT:Auto Freq Level Limit Line Margin Read Level Ant Factor Cable Loss Preamp Factor Aux Factor APos TPos Remark MHz dBuV/m dBuV/m dB dBuV dB/m dB dB dB cm deg 1 2389.12 42.62 54.00 -11.38 31.70 27.29 6.80 33.20 10.03 300 271 AVERAGE	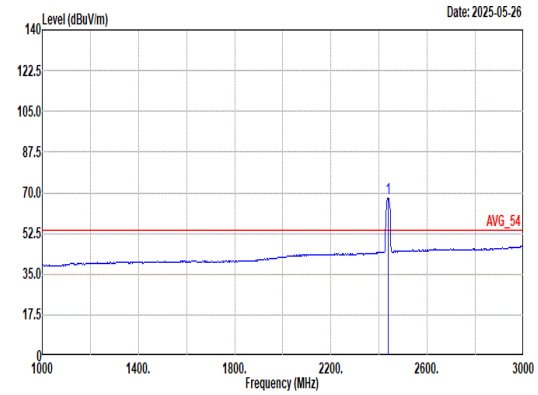 Site : 03CH11-HY Condition: AVG_54 3m 9120D_01620_240828 VERTICAL : RBW:1000.000kHz VBW:1.100kHz SWT:Auto Freq Level Limit Line Margin Read Level Ant Factor Cable Loss Preamp Factor Aux Factor APos TPos Remark MHz dBuV/m dBuV/m dB dBuV dB/m dB dB dB cm deg 1 2437.00 67.69 ------ ------ 56.38 27.60 6.84 33.16 10.03 300 271 AVERAGE

Mode	5	
	Band Edge - R	
	2400-2483.5_802.11g_CH06_2437MHz	
ANT	1	
Pol.	Vertical	Fundamental
Peak	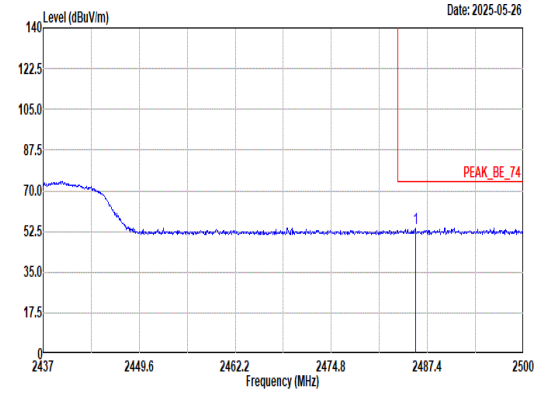 Site : 03CH11-HY Condition: PEAK_BE_74 3m 9120D_01620_240828 VERTICAL : RBW:1000.000kHz VBW:3000.000kHz SWT:Auto Limit Read Ant Cable Preamp Aux APos TPos Freq Level Line Margin Level Factor Loss Factor Factor Remark MHz dBuV/m dBuV/m dB dBuV dB/m dB dB dB cm deg 1 2485.83 54.03 74.00 -19.97 42.38 27.86 6.87 33.11 10.03 300 271 PEAK	Blank
Avg	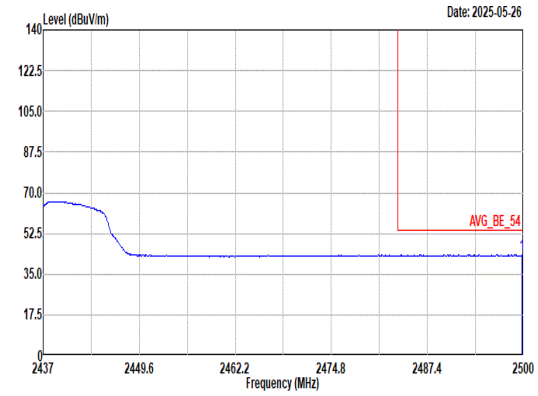 Site : 03CH11-HY Condition: AVG_BE_54 3m 9120D_01620_240828 VERTICAL : RBW:1000.000kHz VBW:1.100kHz SWT:Auto Limit Read Ant Cable Preamp Aux APos TPos Freq Level Line Margin Level Factor Loss Factor Factor Remark MHz dBuV/m dBuV/m dB dBuV dB/m dB dB dB cm deg 1 2499.81 43.46 54.00 -10.54 31.75 27.90 6.88 33.10 10.03 300 271 AVERAGE	Blank

Mode	5	
	Harmonic	
	2400-2483.5_802.11g_CH06_2437MHz	
ANT	1	
Pol.	Horizontal	Vertical
Peak Avg	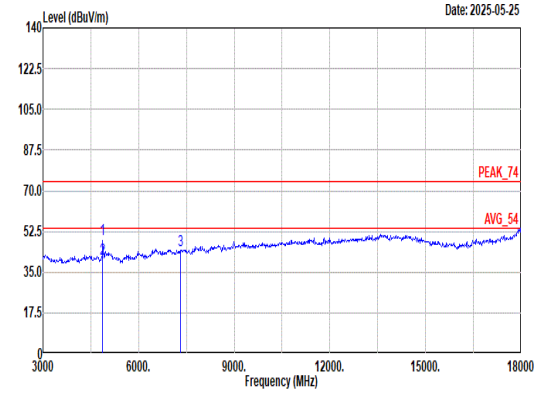 Site : 03CH11-HY Condition: PEAK_74 3m 9120D_01620_240828 HORIZONTAL Freq Level Limit Line Margin Read Level Ant Factor Cable Loss Preamp Factor Aux Factor APos TPos Remark MHz dBuV/m dBuV/m dB dBuV dB/m dB dB dB cm deg 1 4874.00 49.16 74.00 -24.84 71.99 32.70 10.64 66.70 0.53 100 69 PEAK 2 4874.00 40.78 54.00 -13.22 63.61 32.70 10.64 66.70 0.53 100 69 AVERAGE 3 7311.00 44.27 74.00 -29.73 59.21 36.78 13.73 65.77 0.32 -- -- PEAK	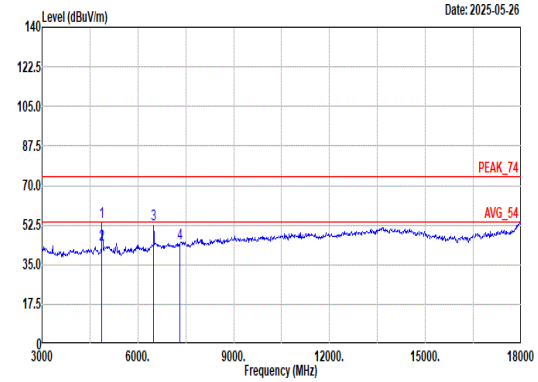 Site : 03CH11-HY Condition: PEAK_74 3m 9120D_01620_240828 VERTICAL Freq Level Limit Line Margin Read Level Ant Factor Cable Loss Preamp Factor Aux Factor APos TPos Remark MHz dBuV/m dBuV/m dB dBuV dB/m dB dB dB cm deg 1 4874.00 53.71 74.00 -20.29 76.54 32.70 10.64 66.70 0.53 100 13 PEAK 2 4874.00 44.03 54.00 -9.97 66.86 32.70 10.64 66.70 0.53 100 13 AVERAGE 3 6498.67 52.75 ------ ------ 69.32 34.99 12.94 64.90 0.40 100 168 PEAK 4 7311.00 44.45 74.00 -29.55 59.39 36.78 13.73 65.77 0.32 -- -- PEAK

Remark: The unwanted signal at 6498.67MHz can be ignored as it falls within the non-restricted band and meets the requirements of FCC 15.247 (d), RSS-247 section 5.5, LP0002 section 4.1.10.5.

Mode	5	
	Harmonic	
	2400-2483.5_802.11g_CH06_2437MHz	
ANT	1	
Pol.	Horizontal	Vertical
14.47G ~14.5G Avg	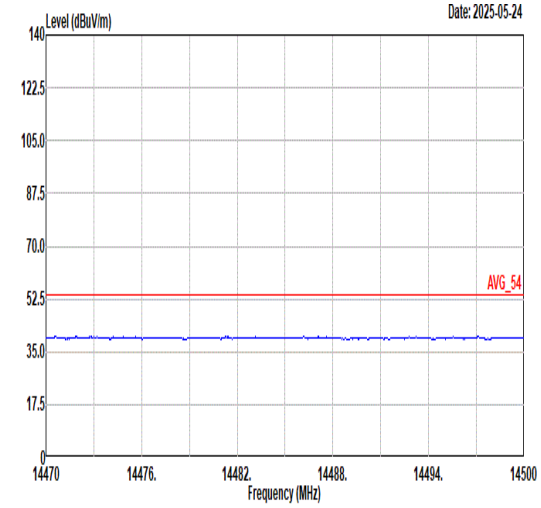 Site : 03CH11-HY Condition: AVG_54 3m 9120D_01620_240828 HORIZONTAL	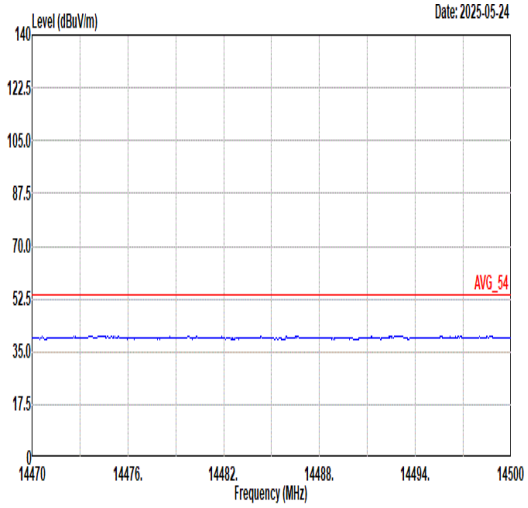 Site : 03CH11-HY Condition: AVG_54 3m 9120D_01620_240828 VERTICAL
17.7G ~18G Avg	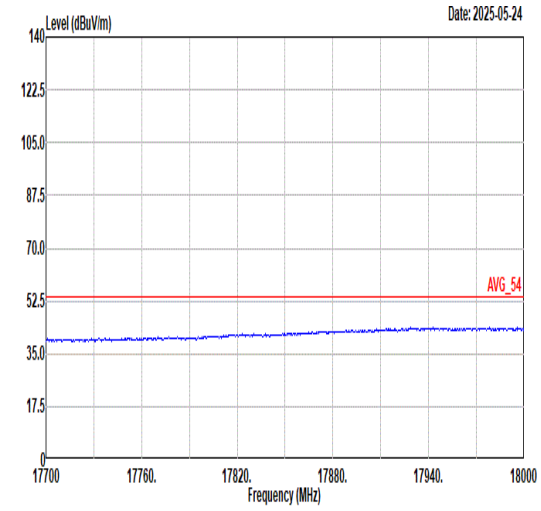 Site : 03CH11-HY Condition: AVG_54 3m 9120D_01620_240828 HORIZONTAL	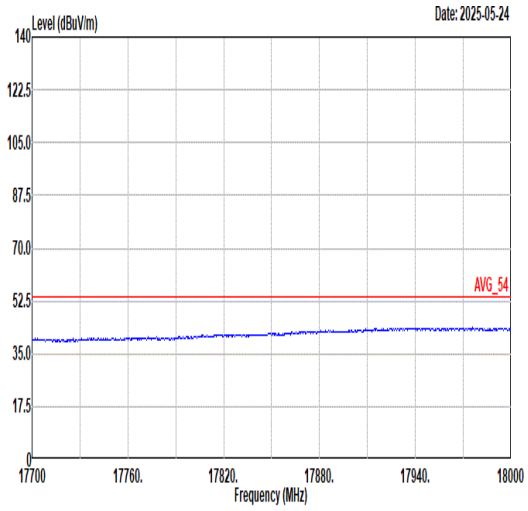 Site : 03CH11-HY Condition: AVG_54 3m 9120D_01620_240828 VERTICAL

Mode	6	
	Band Edge	
	2400-2483.5_802.11g_CH11_2462MHz	
ANT	1	
Pol.	Horizontal	Fundamental
Peak	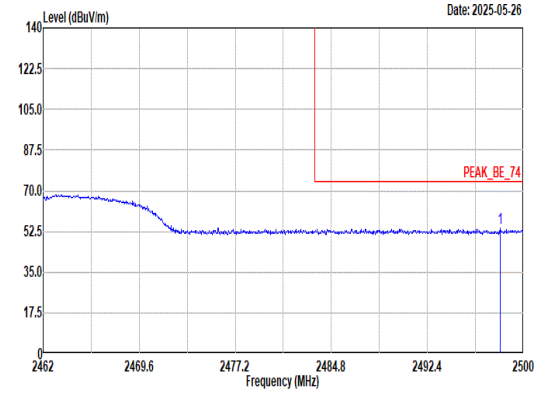 Site : 03CH11-HY Condition: PEAK_BE_74 3m 9120D_01620_240828 HORIZONTAL : RBW:1000.000kHz VBW:3000.000kHz SWT:Auto Freq Level Limit Line Margin Read Level Ant Factor Cable Loss Preamp Factor Aux Factor APos TPos Remark MHz dBuV/m dBuV/m dB dBuV dB/m dB dB dB cm deg 1 2498.18 53.95 74.00 -20.05 42.24 27.90 6.88 33.10 10.03 217 207 PEAK	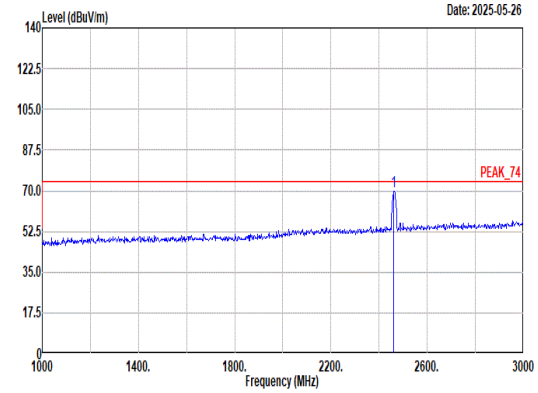 Site : 03CH11-HY Condition: PEAK_74 3m 9120D_01620_240828 HORIZONTAL : RBW:1000.000kHz VBW:3000.000kHz SWT:Auto Freq Level Limit Line Margin Read Level Ant Factor Cable Loss Preamp Factor Aux Factor APos TPos Remark MHz dBuV/m dBuV/m dB dBuV dB/m dB dB dB cm deg 1 2462.00 69.94 ------ ------ 58.54 27.64 6.86 33.13 10.03 217 207 PEAK
Avg	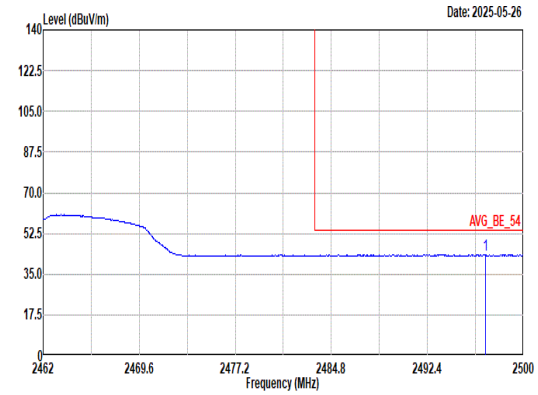 Site : 03CH11-HY Condition: AVG_BE_54 3m 9120D_01620_240828 HORIZONTAL : RBW:1000.000kHz VBW:1.100kHz SWT:Auto Freq Level Limit Line Margin Read Level Ant Factor Cable Loss Preamp Factor Aux Factor APos TPos Remark MHz dBuV/m dBuV/m dB dBuV dB/m dB dB dB cm deg 1 2497.00 43.30 54.00 -10.70 31.59 27.90 6.88 33.10 10.03 217 207 AVERAGE	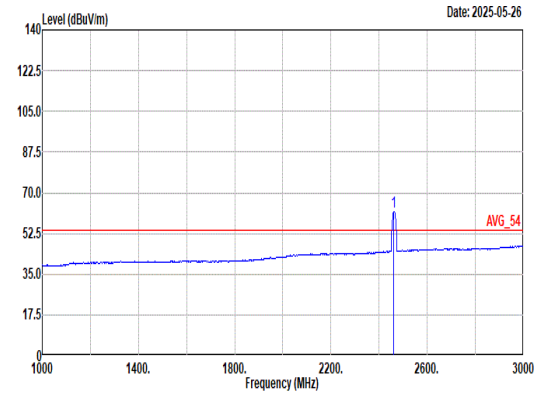 Site : 03CH11-HY Condition: AVG_54 3m 9120D_01620_240828 HORIZONTAL : RBW:1000.000kHz VBW:1.100kHz SWT:Auto Freq Level Limit Line Margin Read Level Ant Factor Cable Loss Preamp Factor Aux Factor APos TPos Remark MHz dBuV/m dBuV/m dB dBuV dB/m dB dB dB cm deg 1 2462.00 62.03 ------ ------ 50.63 27.64 6.86 33.13 10.03 217 207 AVERAGE

Mode	6	
	Band Edge	
	2400-2483.5_802.11g_CH11_2462MHz	
ANT	1	
Pol.	Vertical	Fundamental
Peak	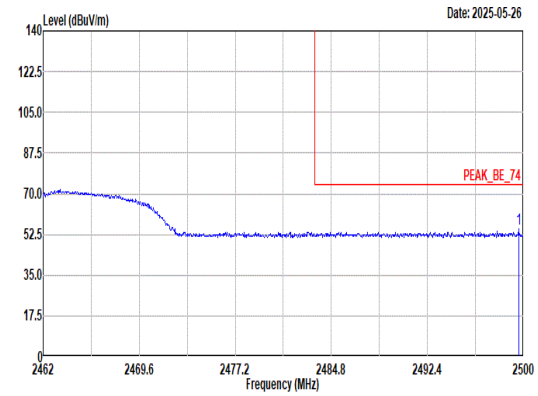 Site : 03CH11-HY Condition: PEAK_BE_74 3m 9120D_01620_240828 VERTICAL : RBW:1000.000kHz VBW:3000.000kHz SWT:Auto Freq Level Limit Line Margin Read Level Ant Factor Cable Loss Preamp Factor Aux Factor APos TPos Remark MHz dBuV/m dBuV/m dB dBuV dB/m dB dB dB cm deg 1 2499.62 54.79 74.00 -19.21 43.08 27.90 6.88 33.10 10.03 378 238 PEAK	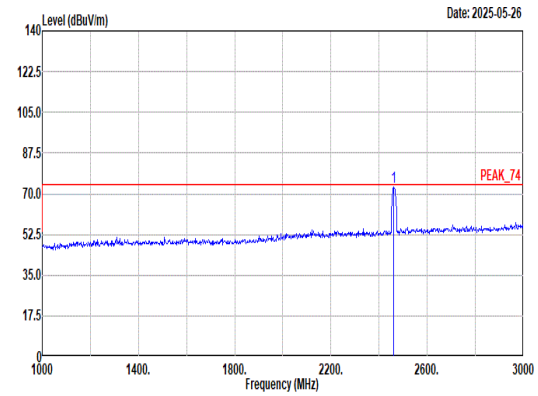 Site : 03CH11-HY Condition: PEAK_74 3m 9120D_01620_240828 VERTICAL : RBW:1000.000kHz VBW:3000.000kHz SWT:Auto Freq Level Limit Line Margin Read Level Ant Factor Cable Loss Preamp Factor Aux Factor APos TPos Remark MHz dBuV/m dBuV/m dB dBuV dB/m dB dB dB cm deg 1 2462.00 72.79 ------ ------ 61.44 27.60 6.86 33.14 10.03 378 238 PEAK
Avg	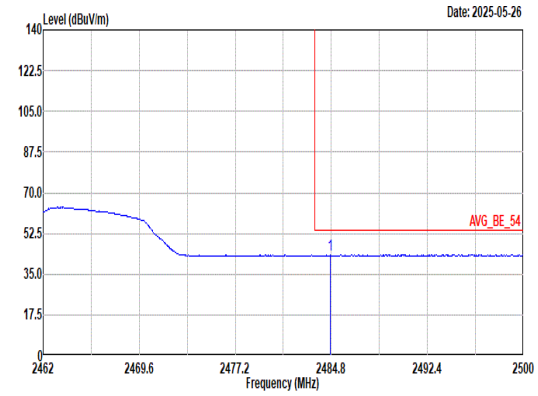 Site : 03CH11-HY Condition: AVG_BE_54 3m 9120D_01620_240828 VERTICAL : RBW:1000.000kHz VBW:1.100kHz SWT:Auto Freq Level Limit Line Margin Read Level Ant Factor Cable Loss Preamp Factor Aux Factor APos TPos Remark MHz dBuV/m dBuV/m dB dBuV dB/m dB dB dB cm deg 1 2484.69 43.38 54.00 -10.62 31.74 27.85 6.87 33.11 10.03 378 238 AVERAGE	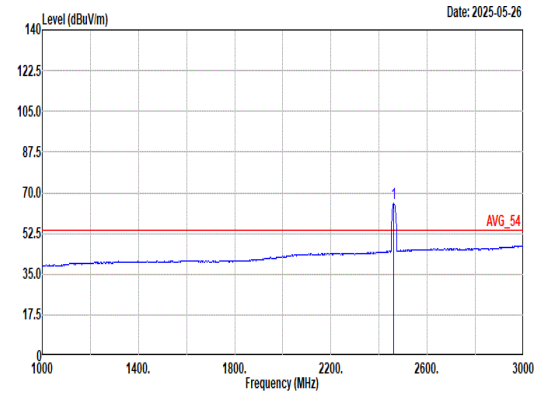 Site : 03CH11-HY Condition: AVG_54 3m 9120D_01620_240828 VERTICAL : RBW:1000.000kHz VBW:1.100kHz SWT:Auto Freq Level Limit Line Margin Read Level Ant Factor Cable Loss Preamp Factor Aux Factor APos TPos Remark MHz dBuV/m dBuV/m dB dBuV dB/m dB dB dB cm deg 1 2462.00 65.36 ------ ------ 54.01 27.60 6.86 33.14 10.03 378 238 AVERAGE

Mode	6	
	Harmonic	
	2400-2483.5_802.11g_CH11_2462MHz	
ANT	1	
Pol.	Horizontal	Vertical
Peak Avg	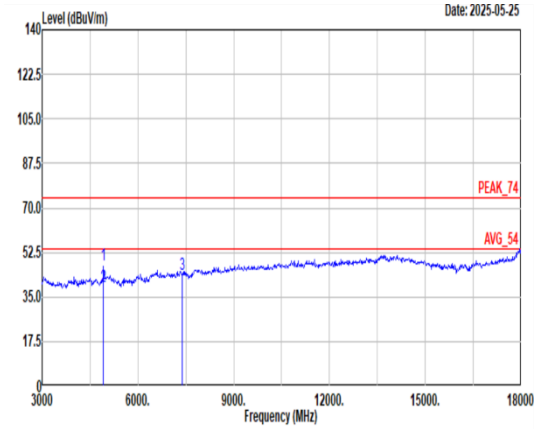 Site : 03CH11-HY Condition: PEAK_74 3m 9120D_01620_240828 HORIZONTAL Freq Level Limit Line Margin Read Level Ant Factor Cable Loss Preamp Factor Aux Factor APos TPos Remark MHz dBuV/m dBuV/m dB dBuV dB/m dB dB dB cm deg 1 4924.00 47.51 74.00 -26.49 69.86 32.90 10.85 66.66 0.56 100 59 PEAK 2 4924.00 39.12 54.00 -14.88 61.47 32.90 10.85 66.66 0.56 100 59 AVERAGE 3 7386.00 44.02 74.00 -29.98 59.32 36.48 13.79 65.86 0.29 -- -- PEAK	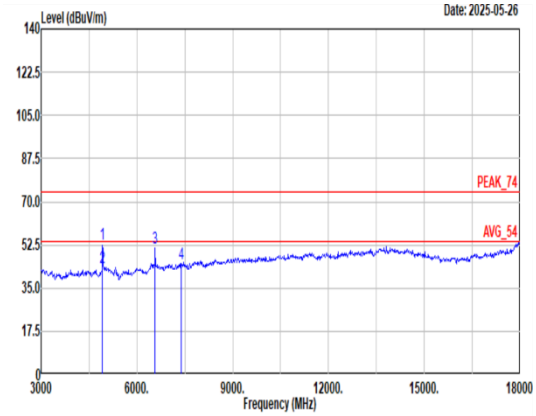 Site : 03CH11-HY Condition: PEAK_74 3m 9120D_01620_240828 VERTICAL Freq Level Limit Line Margin Read Level Ant Factor Cable Loss Preamp Factor Aux Factor APos TPos Remark MHz dBuV/m dBuV/m dB dBuV dB/m dB dB dB cm deg 1 4924.00 52.66 74.00 -21.34 75.01 32.90 10.85 66.66 0.56 338 0 PEAK 2 4924.00 43.46 54.00 -10.54 65.81 32.90 10.85 66.66 0.56 338 0 AVERAGE 3 6565.33 51.13 ------ ------ 67.18 35.49 13.11 64.97 0.32 100 168 PEAK 4 7386.00 44.67 74.00 -29.33 59.97 36.48 13.79 65.86 0.29 -- -- PEAK

Remark: The unwanted signal at 6565.33MHz can be ignored as it falls within the non-restricted band and meets the requirements of FCC 15.247 (d), RSS-247 section 5.5, LP0002 section 4.1.10.5.

Mode	6	
	Harmonic	
	2400-2483.5_802.11g_CH11_2462MHz	
ANT	1	
Pol.	Horizontal	Vertical
14.47G ~14.5G Avg	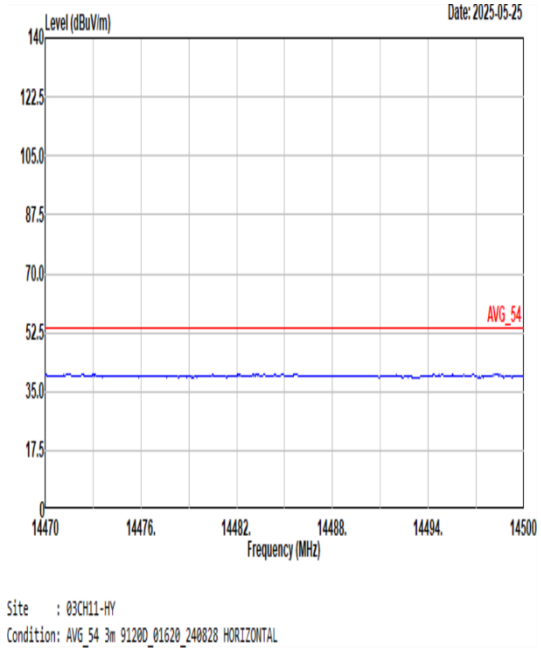	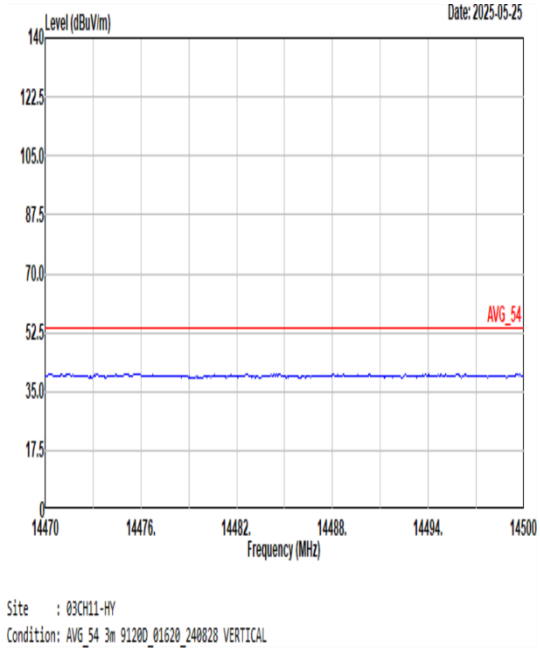
17.7G ~18G Avg	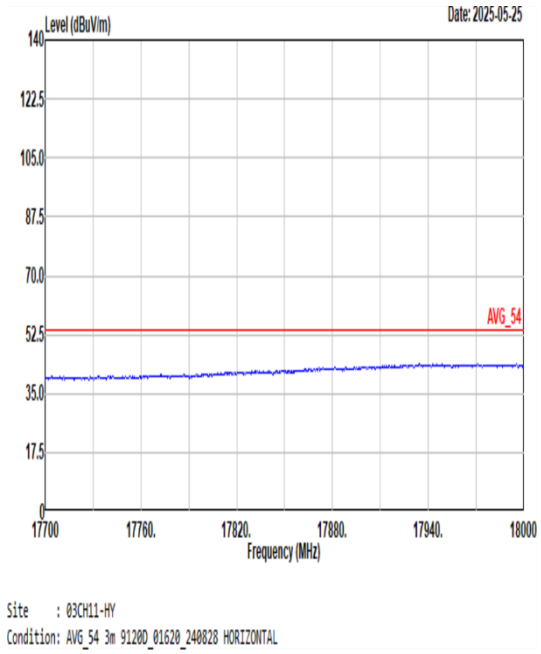	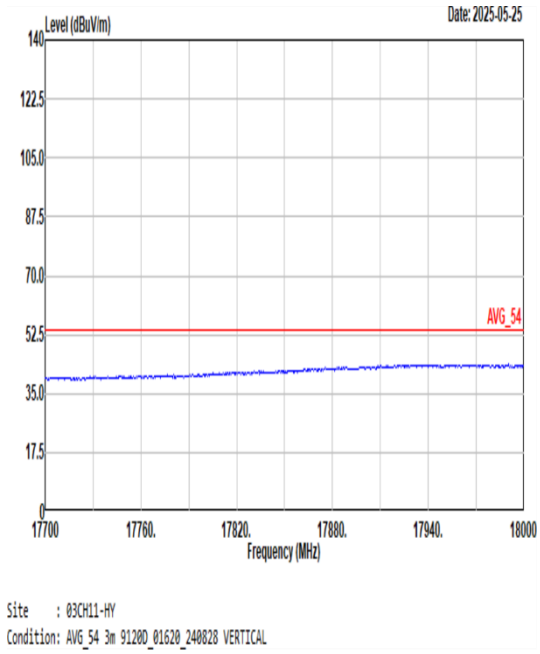

Mode	7	
	Band Edge	
	2400-2483.5_802.11n HT20_CH01_2412MHz	
ANT	1	
Pol.	Horizontal	Fundamental
Peak	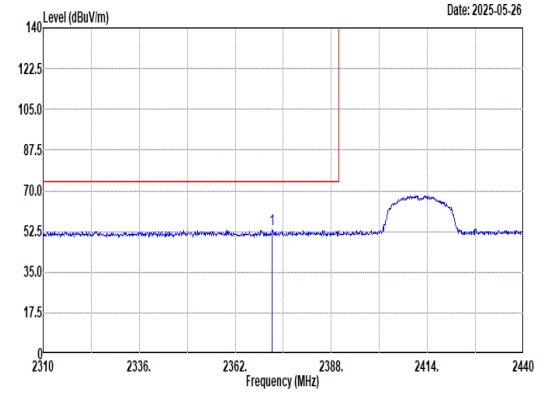 Site : 03CH11-HY Condition: PEAK_BE_74 3m 9120D_01620_240828 HORIZONTAL : RBW:1000.000kHz VBW:3000.000kHz SWT:Auto Freq Level Limit Line Margin Read Level Ant Factor Cable Loss Preamp Factor Aux Factor APos TPos Remark MHz dBuV/m dBuV/m dB dBuV dB/m dB dB dB cm deg 1 2372.01 53.26 74.00 -20.74 42.49 27.20 6.77 33.22 10.02 309 337 PEAK	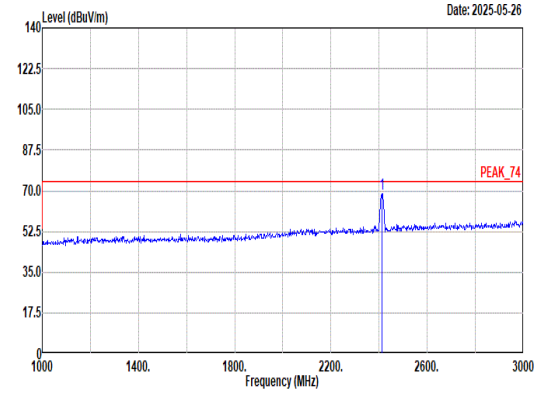 Site : 03CH11-HY Condition: PEAK_74 3m 9120D_01620_240828 HORIZONTAL : RBW:1000.000kHz VBW:3000.000kHz SWT:Auto Freq Level Limit Line Margin Read Level Ant Factor Cable Loss Preamp Factor Aux Factor APos TPos Remark MHz dBuV/m dBuV/m dB dBuV dB/m dB dB dB cm deg 1 2412.00 68.54 ------ ------ 57.44 27.42 6.83 33.18 10.03 309 337 PEAK
Avg	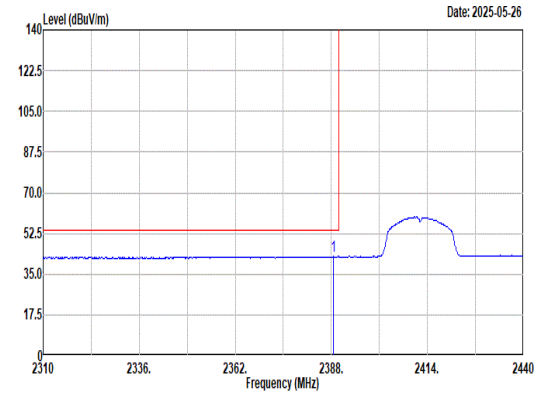 Site : 03CH11-HY Condition: AVG_BE_54 3m 9120D_01620_240828 HORIZONTAL : RBW:1000.000kHz VBW:1.200kHz SWT:Auto Freq Level Limit Line Margin Read Level Ant Factor Cable Loss Preamp Factor Aux Factor APos TPos Remark MHz dBuV/m dBuV/m dB dBuV dB/m dB dB dB cm deg 1 2388.65 42.54 54.00 -11.46 31.62 27.29 6.80 33.20 10.03 309 337 AVERAGE	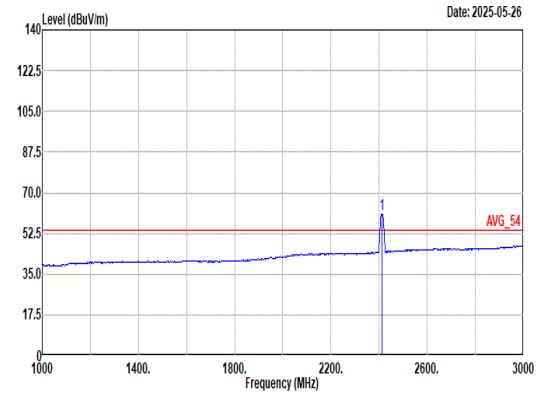 Site : 03CH11-HY Condition: AVG_54 3m 9120D_01620_240828 HORIZONTAL : RBW:1000.000kHz VBW:1.200kHz SWT:Auto Freq Level Limit Line Margin Read Level Ant Factor Cable Loss Preamp Factor Aux Factor APos TPos Remark MHz dBuV/m dBuV/m dB dBuV dB/m dB dB dB cm deg 1 2412.00 60.95 ------ ------ 49.87 27.40 6.83 33.18 10.03 309 337 AVERAGE

Mode	7	
	Band Edge	
	2400-2483.5_802.11n HT20_CH01_2412MHz	
ANT	1	
Pol.	Vertical	Fundamental
Peak	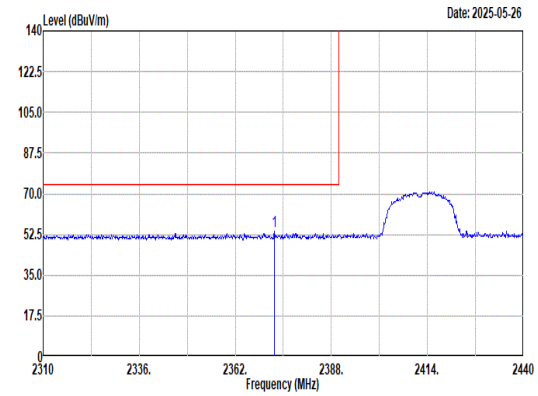 Site : 03CH11-HY Condition: PEAK_BE_74 3m 9120D_01620_240828 VERTICAL : RBW:1000.000kHz VBW:3000.000kHz SWT:Auto Freq Level Limit Line Margin Read Level Ant Factor Cable Loss Preamp Factor Aux Factor APos TPos Remark MHz dBuV/m dBuV/m dB dBuV dB/m dB dB dB cm deg 1 2372.53 54.15 74.00 -19.85 43.38 27.20 6.77 33.22 10.02 290 267 PEAK	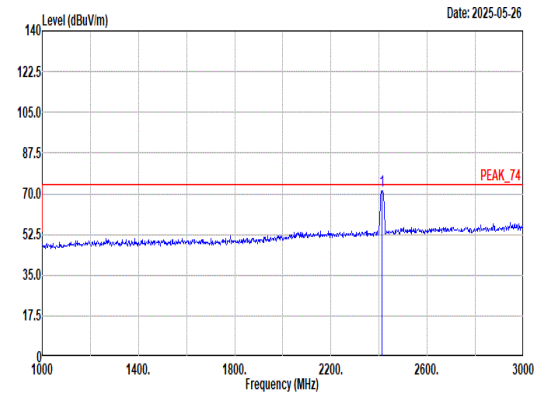 Site : 03CH11-HY Condition: PEAK_74 3m 9120D_01620_240828 VERTICAL : RBW:1000.000kHz VBW:3000.000kHz SWT:Auto Freq Level Limit Line Margin Read Level Ant Factor Cable Loss Preamp Factor Aux Factor APos TPos Remark MHz dBuV/m dBuV/m dB dBuV dB/m dB dB dB cm deg 1 2412.00 71.52 ------ ------ 60.44 27.40 6.83 33.18 10.03 290 267 PEAK
Avg	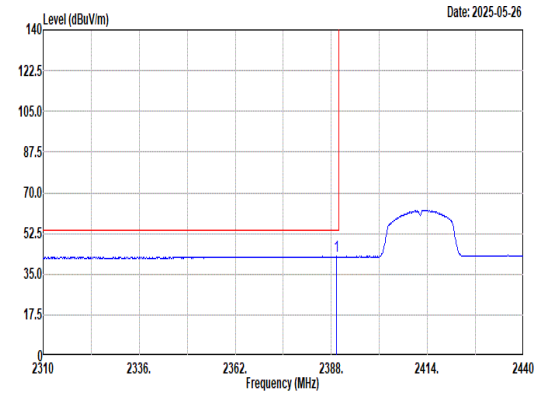 Site : 03CH11-HY Condition: AVG_BE_54 3m 9120D_01620_240828 VERTICAL : RBW:1000.000kHz VBW:1.200kHz SWT:Auto Freq Level Limit Line Margin Read Level Ant Factor Cable Loss Preamp Factor Aux Factor APos TPos Remark MHz dBuV/m dBuV/m dB dBuV dB/m dB dB dB cm deg 1 2389.43 42.55 54.00 -11.45 31.63 27.29 6.80 33.20 10.03 290 267 AVERAGE	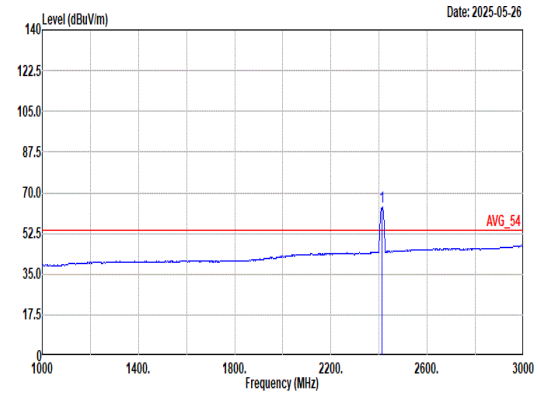 Site : 03CH11-HY Condition: AVG_54 3m 9120D_01620_240828 VERTICAL : RBW:1000.000kHz VBW:1.200kHz SWT:Auto Freq Level Limit Line Margin Read Level Ant Factor Cable Loss Preamp Factor Aux Factor APos TPos Remark MHz dBuV/m dBuV/m dB dBuV dB/m dB dB dB cm deg 1 2412.00 63.81 ------ ------ 52.69 27.44 6.83 33.18 10.03 290 267 AVERAGE

Mode	7	
	Harmonic	
	2400-2483.5_802.11n HT20_CH01_2412MHz	
ANT	1	
Pol.	Horizontal	Vertical
Peak Avg	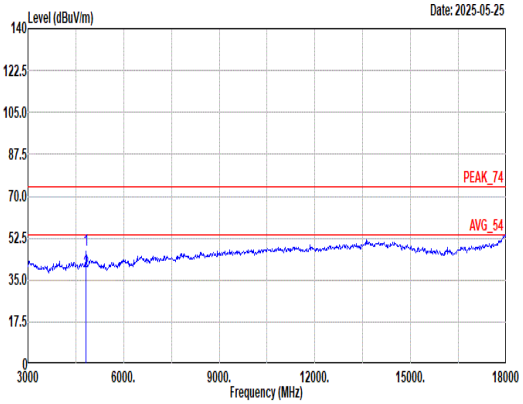 Site : 03CH11-HY Condition: PEAK_74 3m 9120D_01620_240828 HORIZONTAL Freq Level Limit Line Margin Read Level Ant Factor Cable Loss Preamp Factor Aux Factor APos TPos Remark MHz dBuV/m dBuV/m dB dBuV dB/m dB dB dB cm deg 1 4824.00 47.78 74.00 -26.22 71.15 32.44 10.42 66.74 0.51 100 71 PEAK 2 4824.00 38.32 54.00 -15.68 61.69 32.44 10.42 66.74 0.51 100 71 AVERAGE	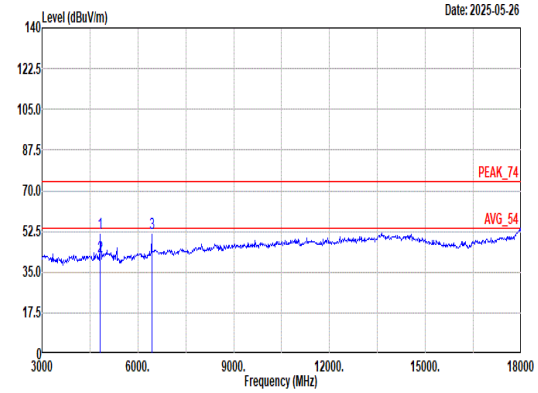 Site : 03CH11-HY Condition: PEAK_74 3m 9120D_01620_240828 VERTICAL Freq Level Limit Line Margin Read Level Ant Factor Cable Loss Preamp Factor Aux Factor APos TPos Remark MHz dBuV/m dBuV/m dB dBuV dB/m dB dB dB cm deg 1 4824.00 51.95 74.00 -22.05 75.32 32.44 10.42 66.74 0.51 100 19 PEAK 2 4824.00 41.85 54.00 -12.15 65.22 32.44 10.42 66.74 0.51 100 19 AVERAGE 3 6432.00 51.86 ------ ------ 68.76 34.76 12.76 64.90 0.48 100 167 PEAK

Remark: The unwanted signal at 6432MHz can be ignored as it falls within the non-restricted band and meets the requirements of FCC 15.247 (d), RSS-247 section 5.5, LP0002 section 4.1.10.5.

Mode	7	
	Harmonic	
	2400-2483.5_802.11n HT20_CH01_2412MHz	
ANT	1	
Pol.	Horizontal	Vertical
14.47G ~14.5G Avg	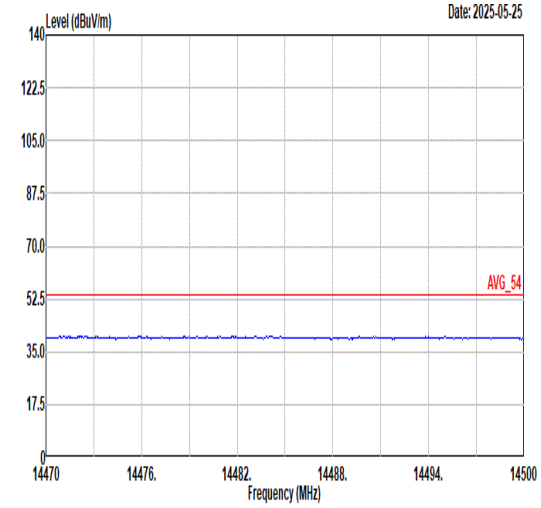 Site : 03CH11-HY Condition: AVG_54 3m 9120D_01620_240828 HORIZONTAL	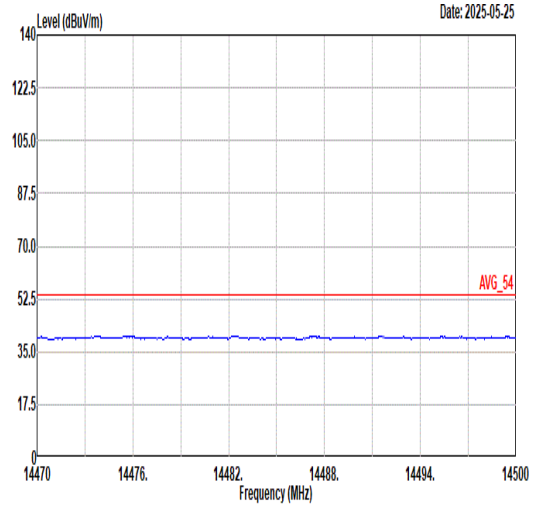 Site : 03CH11-HY Condition: AVG_54 3m 9120D_01620_240828 VERTICAL
17.7G ~18G Avg	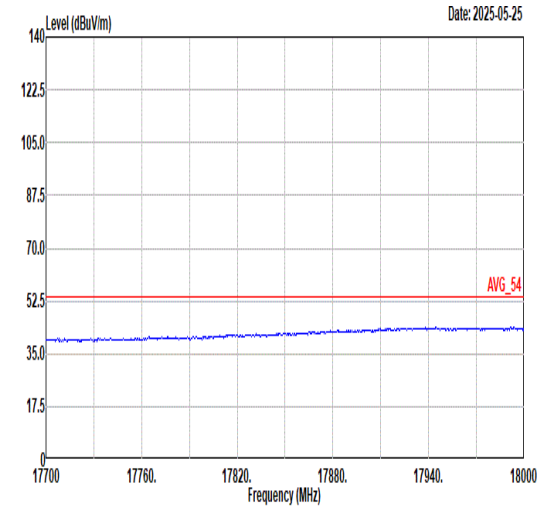 Site : 03CH11-HY Condition: AVG_54 3m 9120D_01620_240828 HORIZONTAL	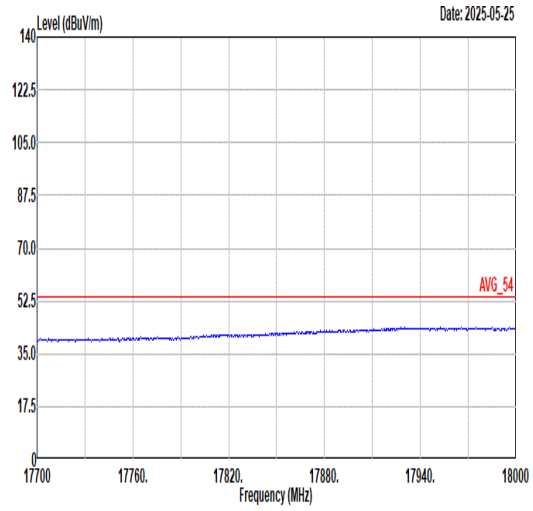 Site : 03CH11-HY Condition: AVG_54 3m 9120D_01620_240828 VERTICAL

Mode	8	
	Band Edge - L	
	2400-2483.5_802.11n HT20_CH06_2437MHz	
ANT	1	
Pol.	Horizontal	Fundamental
Peak	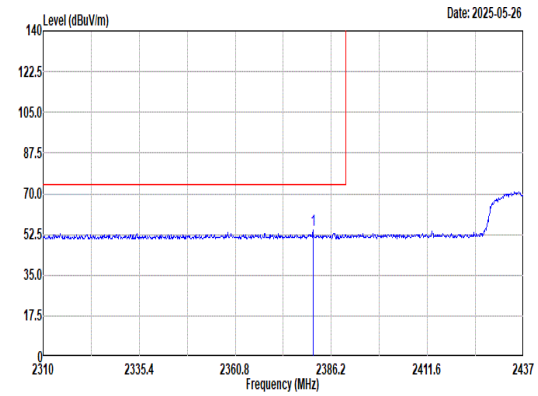 Site : 03CH11-HY Condition: PEAK_BE_74 3m 9120D_01620_240828 HORIZONTAL : RBW:1000.000kHz VBW:3000.000kHz SWT:Auto Freq Level Limit Line Margin Read Level Ant Factor Cable Loss Preamp Factor Aux Factor APos TPos Remark MHz dBuV/m dBuV/m dB dBuV dB/m dB dB dB cm deg 1 2381.37 54.40 74.00 -19.60 43.58 27.21 6.79 33.21 10.03 338 276 PEAK	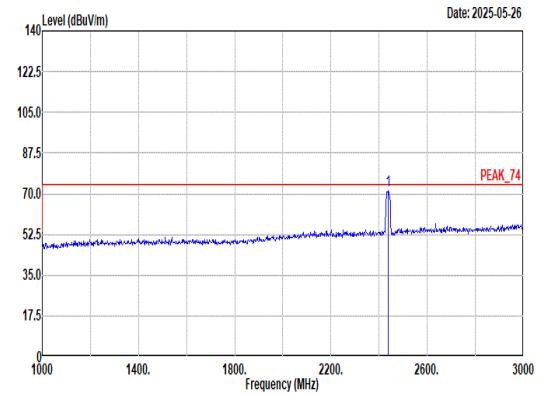 Site : 03CH11-HY Condition: PEAK_74 3m 9120D_01620_240828 HORIZONTAL : RBW:1000.000kHz VBW:3000.000kHz SWT:Auto Freq Level Limit Line Margin Read Level Ant Factor Cable Loss Preamp Factor Aux Factor APos TPos Remark MHz dBuV/m dBuV/m dB dBuV dB/m dB dB dB cm deg 1 2437.00 71.23 ------ ------ 59.92 27.60 6.84 33.16 10.03 338 276 PEAK
Avg	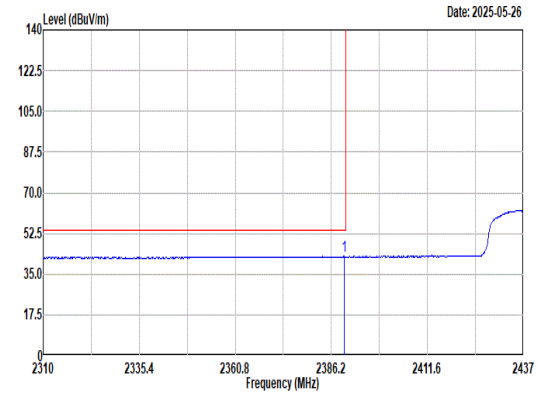 Site : 03CH11-HY Condition: AVG_BE_54 3m 9120D_01620_240828 HORIZONTAL : RBW:1000.000kHz VBW:1.200kHz SWT:Auto Freq Level Limit Line Margin Read Level Ant Factor Cable Loss Preamp Factor Aux Factor APos TPos Remark MHz dBuV/m dBuV/m dB dBuV dB/m dB dB dB cm deg 1 2389.63 42.61 54.00 -11.39 31.68 27.30 6.80 33.20 10.03 338 276 AVERAGE	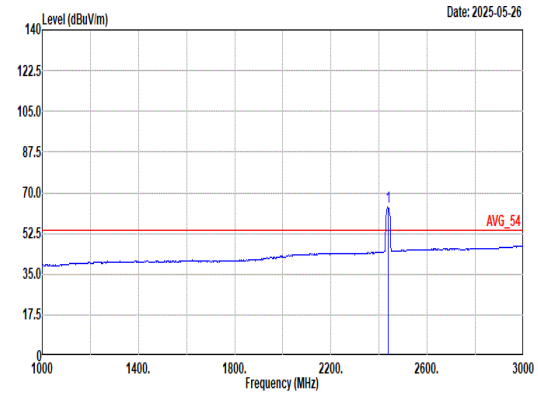 Site : 03CH11-HY Condition: AVG_54 3m 9120D_01620_240828 HORIZONTAL : RBW:1000.000kHz VBW:1.200kHz SWT:Auto Freq Level Limit Line Margin Read Level Ant Factor Cable Loss Preamp Factor Aux Factor APos TPos Remark MHz dBuV/m dBuV/m dB dBuV dB/m dB dB dB cm deg 1 2437.00 63.86 ------ ------ 52.55 27.60 6.84 33.16 10.03 338 276 AVERAGE

Mode	8	
	Band Edge - R	
	2400-2483.5_802.11n HT20_CH06_2437MHz	
ANT	1	
Pol.	Horizontal	Fundamental
Peak	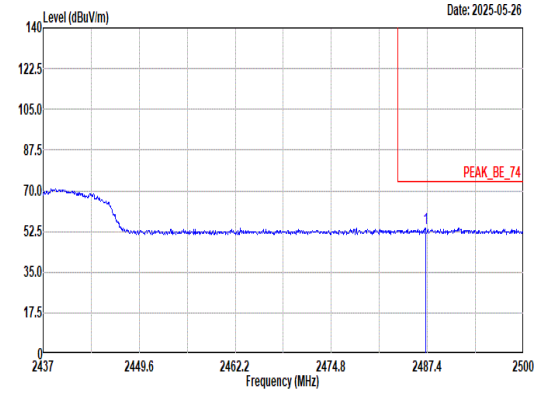 Site : 03CH11-HY Condition: PEAK_BE_74 3m 9120D_01620_240828 HORIZONTAL : RBW:1000.000kHz VBW:3000.000kHz SWT:Auto Limit Read Ant Cable Preamp Aux APos TPos Freq Level Line Margin Level Factor Loss Factor Factor Remark MHz dBuV/m dBuV/m dB dBuV dB/m dB dB dB cm deg 1 2487.15 53.74 74.00 -20.26 42.08 27.87 6.87 33.11 10.03 338 276 PEAK	Blank
Avg	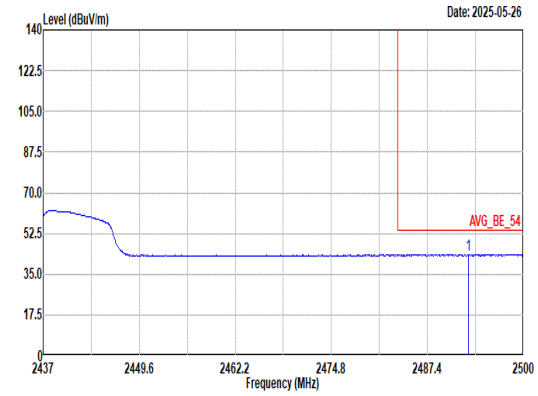 Site : 03CH11-HY Condition: AVG_BE_54 3m 9120D_01620_240828 HORIZONTAL : RBW:1000.000kHz VBW:1.200kHz SWT:Auto Limit Read Ant Cable Preamp Aux APos TPos Freq Level Line Margin Level Factor Loss Factor Factor Remark MHz dBuV/m dBuV/m dB dBuV dB/m dB dB dB cm deg 1 2492.76 43.56 54.00 -10.44 31.86 27.90 6.88 33.11 10.03 338 276 AVERAGE	Blank

Mode	8	
	Band Edge - L	
	2400-2483.5_802.11n HT20_CH06_2437MHz	
ANT	1	
Pol.	Vertical	Fundamental
Peak	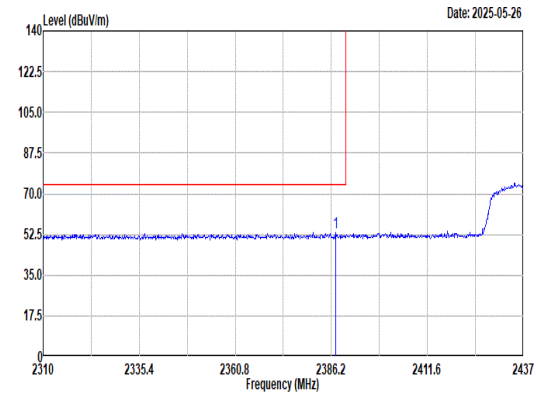 Site : 03CH11-HY Condition: PEAK_BE_74 3m 9120D_01620_240828 VERTICAL : RBW:1000.000kHz VBW:3000.000kHz SWT:Auto Limit Read Ant Cable Preamp Aux APos TPos Freq Level Line Margin Level Factor Loss Factor Factor Remark MHz dBuV/m dBuV/m dB dBuV dB/m dB dB dB cm deg 1 2387.34 53.39 74.00 -20.61 42.49 27.27 6.80 33.20 10.03 300 266 PEAK	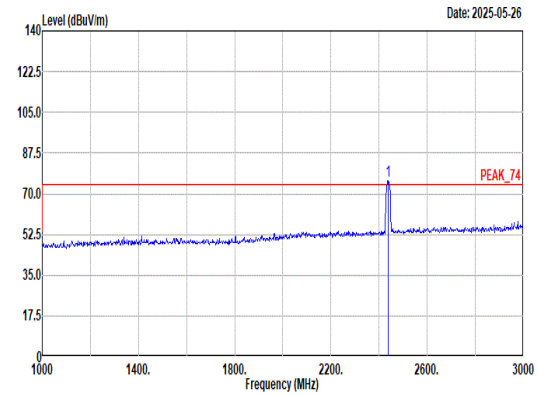 Site : 03CH11-HY Condition: PEAK_74 3m 9120D_01620_240828 VERTICAL : RBW:1000.000kHz VBW:3000.000kHz SWT:Auto Limit Read Ant Cable Preamp Aux APos TPos Freq Level Line Margin Level Factor Loss Factor Factor Remark MHz dBuV/m dBuV/m dB dBuV dB/m dB dB dB cm deg 1 2437.00 75.66 ------ ------ 64.35 27.60 6.84 33.16 10.03 300 266 PEAK
Avg	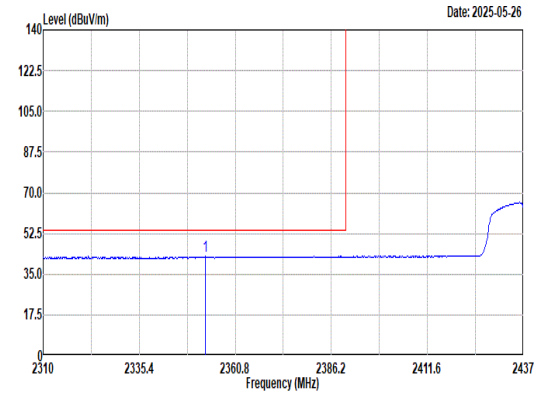 Site : 03CH11-HY Condition: AVG_BE_54 3m 9120D_01620_240828 VERTICAL : RBW:1000.000kHz VBW:1.200kHz SWT:Auto Limit Read Ant Cable Preamp Aux APos TPos Freq Level Line Margin Level Factor Loss Factor Factor Remark MHz dBuV/m dBuV/m dB dBuV dB/m dB dB dB cm deg 1 2352.93 42.69 54.00 -11.31 31.97 27.20 6.74 33.24 10.02 300 266 AVERAGE	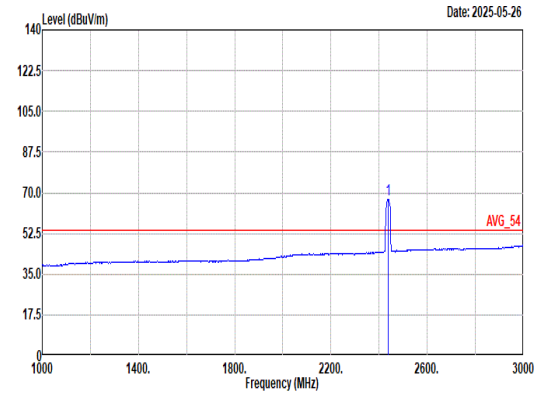 Site : 03CH11-HY Condition: AVG_54 3m 9120D_01620_240828 VERTICAL : RBW:1000.000kHz VBW:1.200kHz SWT:Auto Limit Read Ant Cable Preamp Aux APos TPos Freq Level Line Margin Level Factor Loss Factor Factor Remark MHz dBuV/m dBuV/m dB dBuV dB/m dB dB dB cm deg 1 2437.00 67.24 ------ ------ 55.93 27.60 6.84 33.16 10.03 300 266 AVERAGE

Mode	8	
	Band Edge - R	
	2400-2483.5_802.11n HT20_CH06_2437MHz	
ANT	1	
Pol.	Vertical	Fundamental
Peak	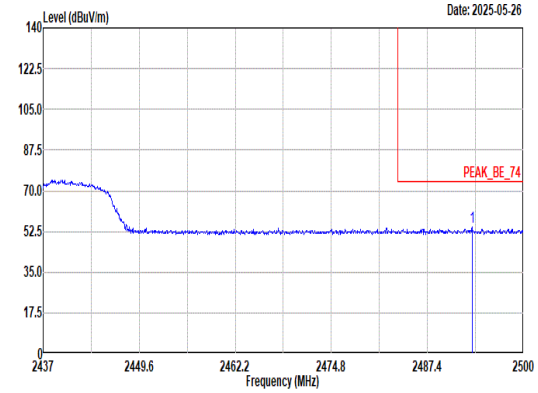 Site : 03CH11-HY Condition: PEAK_BE_74 3m 9120D_01620_240828 VERTICAL : RBW:1000.000kHz VBW:3000.000kHz SWT:Auto Limit Read Ant Cable Preamp Aux APos TPos Freq Level Line Margin Level Factor Loss Factor Factor Remark MHz dBuV/m dBuV/m dB dBuV dB/m dB dB dB cm deg 1 2493.26 54.17 74.00 -19.83 42.47 27.90 6.88 33.11 10.03 300 266 PEAK	Blank
Avg	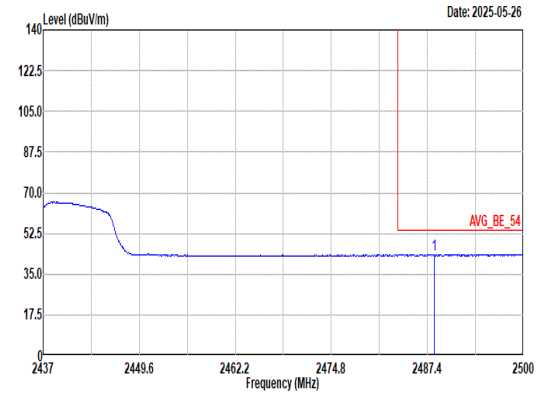 Site : 03CH11-HY Condition: AVG_BE_54 3m 9120D_01620_240828 VERTICAL : RBW:1000.000kHz VBW:1.200kHz SWT:Auto Limit Read Ant Cable Preamp Aux APos TPos Freq Level Line Margin Level Factor Loss Factor Factor Remark MHz dBuV/m dBuV/m dB dBuV dB/m dB dB dB cm deg 1 2488.28 43.43 54.00 -10.57 31.76 27.88 6.87 33.11 10.03 300 266 AVERAGE	Blank

Mode	8	
	Harmonic	
	2400-2483.5_802.11n HT20_CH06_2437MHz	
ANT	1	
Pol.	Horizontal	Vertical
Peak Avg	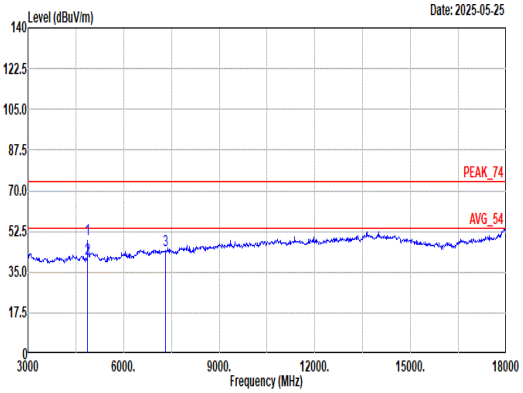 Site : 03CH11-HY Condition: PEAK_74 3m 9120D_01620_240828 HORIZONTAL Freq Level Limit Line Margin Read Level Ant Factor Cable Loss Preamp Factor Aux Factor APos TPos Remark MHz dBuV/m dBuV/m dB dBuV dB/m dB dB dB cm deg 1 4874.00 49.35 74.00 -24.65 72.18 32.70 10.64 66.70 0.53 100 57 PEAK 2 4874.00 40.45 54.00 -13.55 63.28 32.70 10.64 66.70 0.53 100 57 AVERAGE 3 7311.00 44.45 74.00 -29.55 59.39 36.78 13.73 65.77 0.32 -- -- PEAK	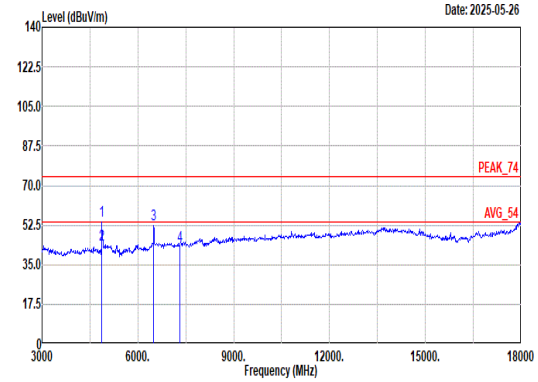 Site : 03CH11-HY Condition: PEAK_74 3m 9120D_01620_240828 VERTICAL Freq Level Limit Line Margin Read Level Ant Factor Cable Loss Preamp Factor Aux Factor APos TPos Remark MHz dBuV/m dBuV/m dB dBuV dB/m dB dB dB cm deg 1 4874.00 54.30 74.00 -19.70 77.13 32.70 10.64 66.70 0.53 100 13 PEAK 2 4874.00 43.76 54.00 -10.24 66.59 32.70 10.64 66.70 0.53 100 13 AVERAGE 3 6498.67 53.09 ------ ------ 69.66 34.99 12.94 64.90 0.40 100 168 PEAK 4 7311.00 43.49 74.00 -30.51 58.43 36.78 13.73 65.77 0.32 -- -- PEAK

Remark: The unwanted signal at 6498.67MHz can be ignored as it falls within the non-restricted band and meets the requirements of FCC 15.247 (d), RSS-247 section 5.5, LP0002 section 4.1.10.5.

Mode	8	
	Harmonic	
	2400-2483.5_802.11n HT20_CH06_2437MHz	
ANT	1	
Pol.	Horizontal	Vertical
14.47G ~14.5G Avg	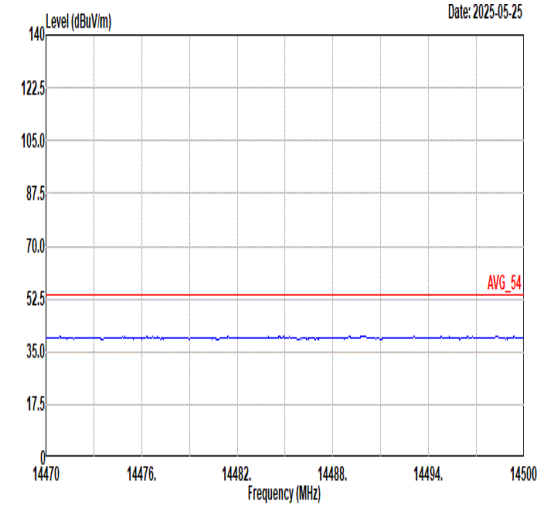 Site : 03CH11-HY Condition: AVG_54 3m 9120D_01620_240828 HORIZONTAL	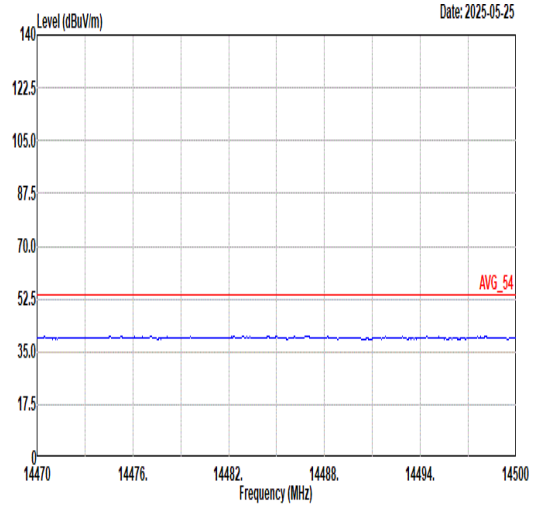 Site : 03CH11-HY Condition: AVG_54 3m 9120D_01620_240828 VERTICAL
17.7G ~18G Avg	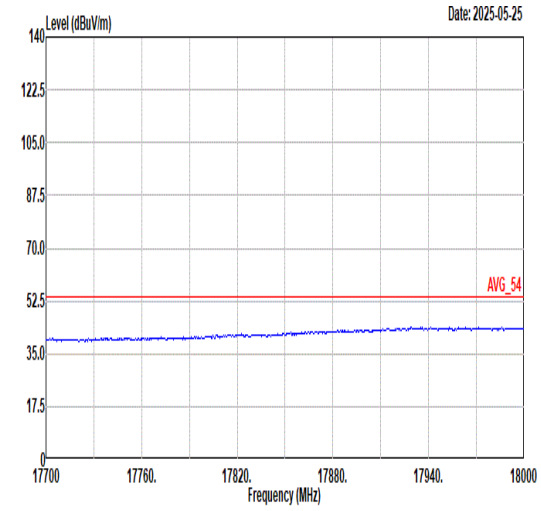 Site : 03CH11-HY Condition: AVG_54 3m 9120D_01620_240828 HORIZONTAL	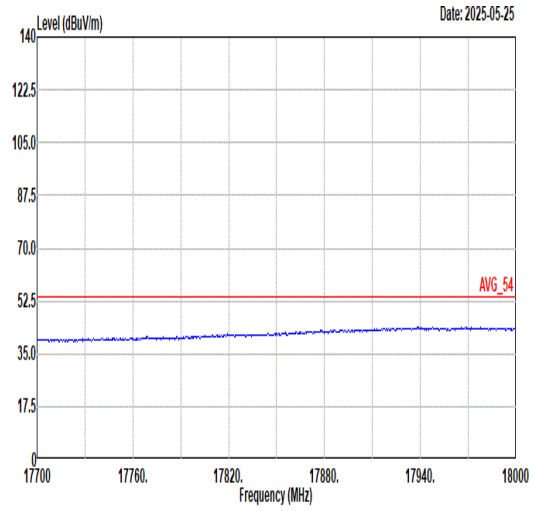 Site : 03CH11-HY Condition: AVG_54 3m 9120D_01620_240828 VERTICAL

Mode	9	
	Band Edge	
	2400-2483.5_802.11n HT20_CH11_2462MHz	
ANT	1	
Pol.	Horizontal	Fundamental
Peak	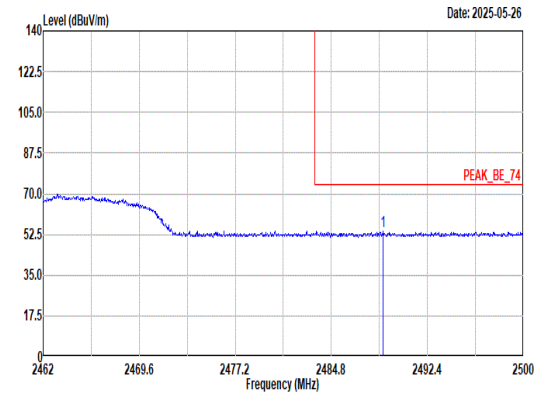 Site : 03CH11-HY Condition: PEAK_BE_74 3m 9120D_01620_240828 HORIZONTAL : RBW:1000.000kHz VBW:3000.000kHz SWT:Auto Freq Level Limit Line Margin Read Level Ant Factor Cable Loss Preamp Factor Aux Factor APos TPos Remark MHz dBuV/m dBuV/m dB dBuV dB/m dB dB dB cm deg 1 2488.87 53.86 74.00 -20.14 42.18 27.89 6.87 33.11 10.03 218 204 PEAK	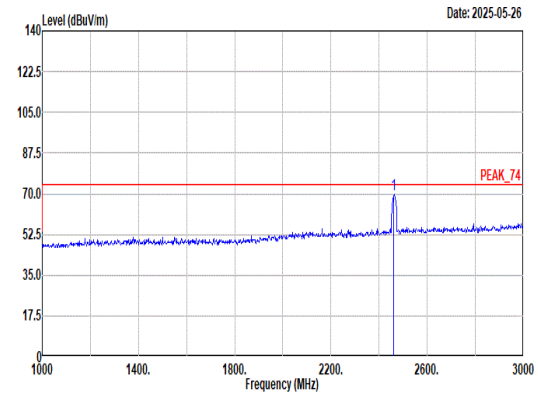 Site : 03CH11-HY Condition: PEAK_74 3m 9120D_01620_240828 HORIZONTAL : RBW:1000.000kHz VBW:3000.000kHz SWT:Auto Freq Level Limit Line Margin Read Level Ant Factor Cable Loss Preamp Factor Aux Factor APos TPos Remark MHz dBuV/m dBuV/m dB dBuV dB/m dB dB dB cm deg 1 2462.00 69.68 ------ ------ 58.28 27.64 6.86 33.13 10.03 218 204 PEAK
Avg	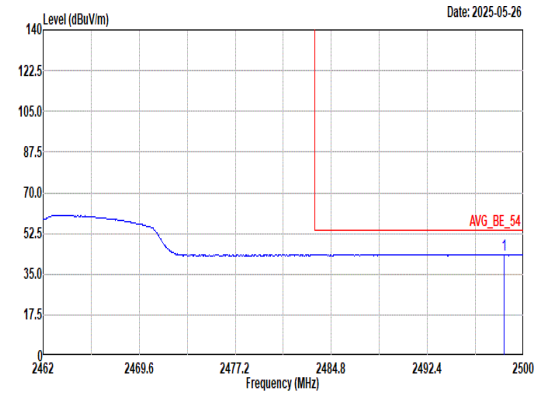 Site : 03CH11-HY Condition: AVG_BE_54 3m 9120D_01620_240828 HORIZONTAL : RBW:1000.000kHz VBW:1.200kHz SWT:Auto Freq Level Limit Line Margin Read Level Ant Factor Cable Loss Preamp Factor Aux Factor APos TPos Remark MHz dBuV/m dBuV/m dB dBuV dB/m dB dB dB cm deg 1 2498.44 43.47 54.00 -10.53 31.76 27.90 6.88 33.10 10.03 218 204 AVERAGE	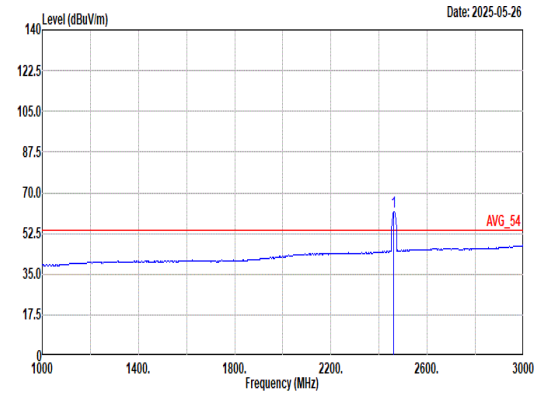 Site : 03CH11-HY Condition: AVG_54 3m 9120D_01620_240828 HORIZONTAL : RBW:1000.000kHz VBW:1.200kHz SWT:Auto Freq Level Limit Line Margin Read Level Ant Factor Cable Loss Preamp Factor Aux Factor APos TPos Remark MHz dBuV/m dBuV/m dB dBuV dB/m dB dB dB cm deg 1 2462.00 61.70 ------ ------ 50.32 27.62 6.86 33.13 10.03 218 204 AVERAGE

Mode	9	
	Band Edge	
	2400-2483.5_802.11n HT20_CH11_2462MHz	
ANT	1	
Pol.	Vertical	Fundamental
Peak	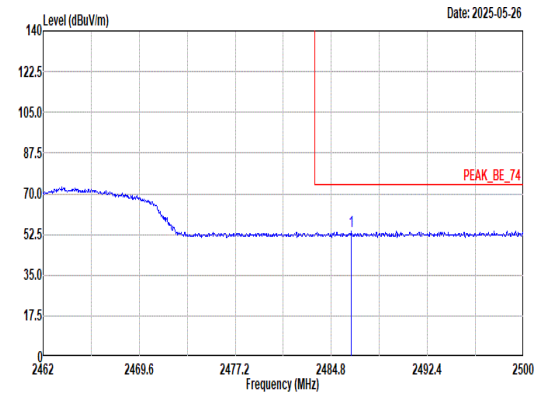 Site : 03CH11-HY Condition: PEAK_BE_74 3m 9120D_01620_240828 VERTICAL : RBW:1000.000kHz VBW:3000.000kHz SWT:Auto Freq Level Limit Line Margin Read Level Ant Factor Cable Loss Preamp Factor Aux Factor APos TPos Remark MHz dBuV/m dBuV/m dB dBuV dB/m dB dB dB cm deg 1 2486.40 53.85 74.00 -20.15 42.20 27.86 6.87 33.11 10.03 320 236 PEAK	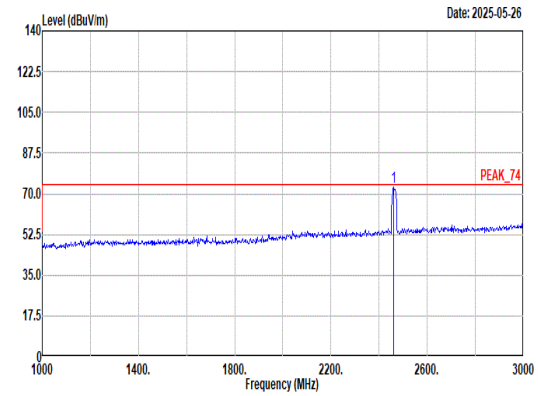 Site : 03CH11-HY Condition: PEAK_74 3m 9120D_01620_240828 VERTICAL : RBW:1000.000kHz VBW:3000.000kHz SWT:Auto Freq Level Limit Line Margin Read Level Ant Factor Cable Loss Preamp Factor Aux Factor APos TPos Remark MHz dBuV/m dBuV/m dB dBuV dB/m dB dB dB cm deg 1 2462.00 72.82 ------ ------ 61.47 27.60 6.86 33.14 10.03 320 236 PEAK
Avg	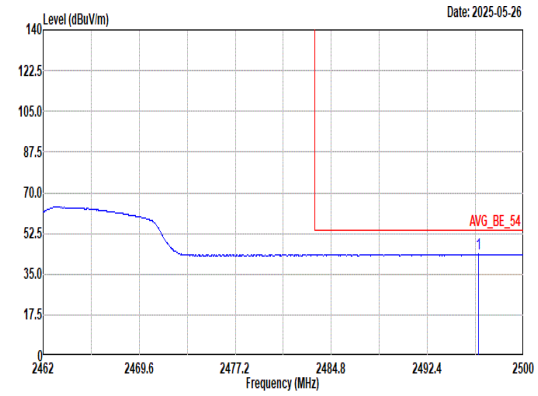 Site : 03CH11-HY Condition: AVG_BE_54 3m 9120D_01620_240828 VERTICAL : RBW:1000.000kHz VBW:1.200kHz SWT:Auto Freq Level Limit Line Margin Read Level Ant Factor Cable Loss Preamp Factor Aux Factor APos TPos Remark MHz dBuV/m dBuV/m dB dBuV dB/m dB dB dB cm deg 1 2496.47 43.63 54.00 -10.37 31.92 27.90 6.88 33.10 10.03 320 236 AVERAGE	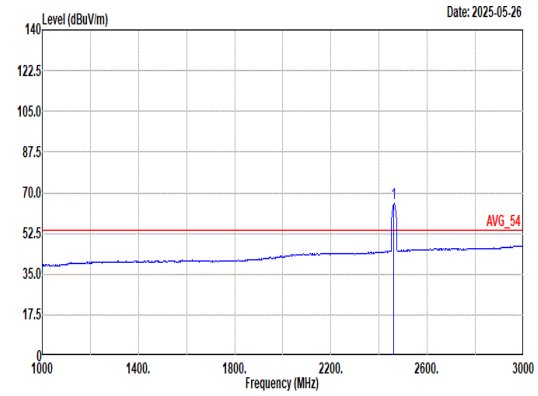 Site : 03CH11-HY Condition: AVG_54 3m 9120D_01620_240828 VERTICAL : RBW:1000.000kHz VBW:1.200kHz SWT:Auto Freq Level Limit Line Margin Read Level Ant Factor Cable Loss Preamp Factor Aux Factor APos TPos Remark MHz dBuV/m dBuV/m dB dBuV dB/m dB dB dB cm deg 1 2462.00 65.26 ------ ------ 53.86 27.64 6.86 33.13 10.03 320 236 AVERAGE

Mode	9	
	Harmonic	
	2400-2483.5_802.11n HT20_CH11_2462MHz	
ANT	1	
Pol.	Horizontal	Vertical
Peak Avg	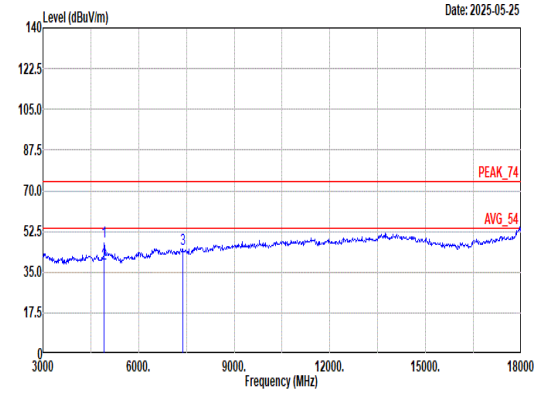 Site : 03CH11-HY Condition: PEAK_74 3m 9120D_01620_240828 HORIZONTAL Freq Level Limit Line Margin Read Level Ant Factor Cable Loss Preamp Factor Aux Factor APos TPos Remark MHz dBuV/m dBuV/m dB dBuV dB/m dB dB dB cm deg 1 4924.00 47.83 74.00 -26.17 70.18 32.90 10.85 66.66 0.56 100 59 PEAK 2 4924.00 38.53 54.00 -15.47 60.88 32.90 10.85 66.66 0.56 100 59 AVERAGE 3 7386.00 44.83 74.00 -29.17 60.13 36.48 13.79 65.86 0.29 -- -- PEAK	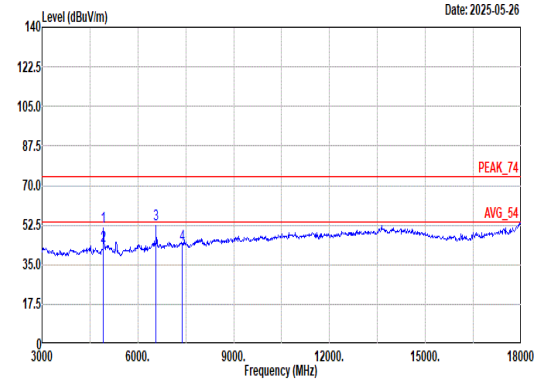 Site : 03CH11-HY Condition: PEAK_74 3m 9120D_01620_240828 VERTICAL Freq Level Limit Line Margin Read Level Ant Factor Cable Loss Preamp Factor Aux Factor APos TPos Remark MHz dBuV/m dBuV/m dB dBuV dB/m dB dB dB cm deg 1 4924.00 52.03 74.00 -21.97 74.38 32.90 10.85 66.66 0.56 337 0 PEAK 2 4924.00 43.23 54.00 -10.77 65.58 32.90 10.85 66.66 0.56 337 0 AVERAGE 3 6565.33 52.96 ------ ------ 69.01 35.49 13.11 64.97 0.32 100 167 PEAK 4 7386.00 44.11 74.00 -29.89 59.41 36.48 13.79 65.86 0.29 -- -- PEAK

Remark: The unwanted signal at 6565.33MHz can be ignored as it falls within the non-restricted band and meets the requirements of FCC 15.247 (d), RSS-247 section 5.5, LP0002 section 4.1.10.5.

Mode	9	
	Harmonic	
	2400-2483.5_802.11n HT20_CH11_2462MHz	
ANT	1	
Pol.	Horizontal	Vertical
14.47G ~14.5G Avg	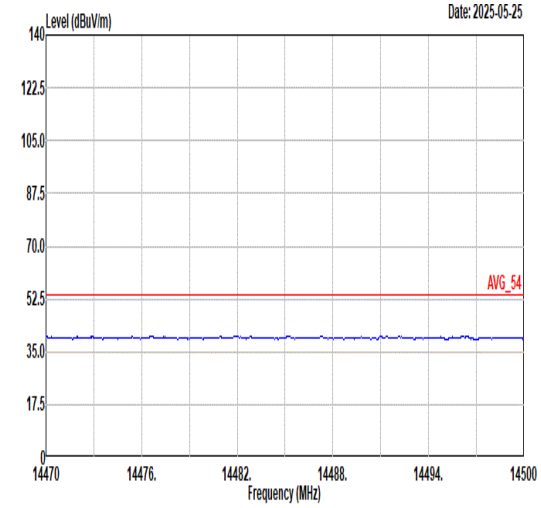 Site : 03CH11-HY Condition: AVG_54 3m 9120D_01620_240828 HORIZONTAL	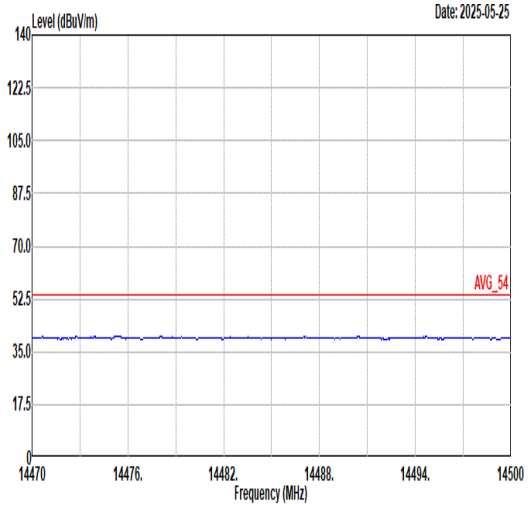 Site : 03CH11-HY Condition: AVG_54 3m 9120D_01620_240828 VERTICAL
17.7G ~18G Avg	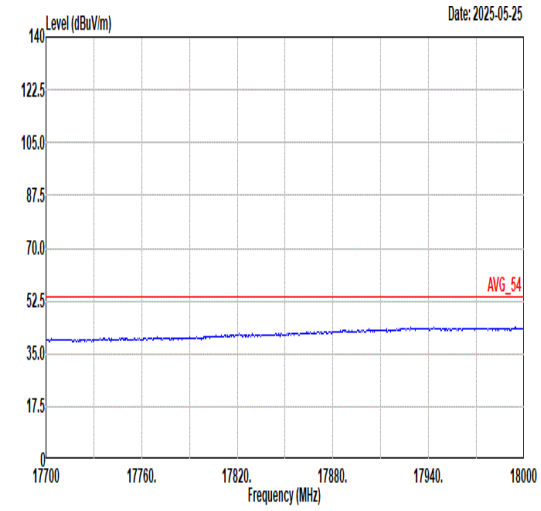 Site : 03CH11-HY Condition: AVG_54 3m 9120D_01620_240828 HORIZONTAL	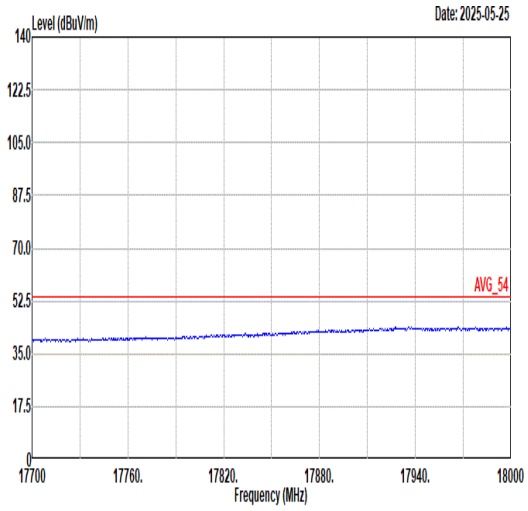 Site : 03CH11-HY Condition: AVG_54 3m 9120D_01620_240828 VERTICAL

Mode	10	
	Band Edge	
	2400-2483.5_802.11ax HE20_CH01_Full RU_2412MHz	
ANT	1	
Pol.	Horizontal	Fundamental
Peak	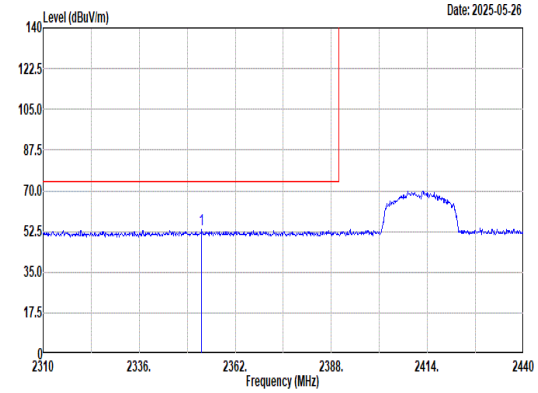 Site : 03CH11-HY Condition: PEAK_BE_74 3m 9120D_01620_240828 HORIZONTAL : RBW:1000.000kHz VBW:3000.000kHz SWT:Auto Freq Level Limit Line Margin Read Level Ant Factor Cable Loss Preamp Factor Aux Factor APos TPos Remark MHz dBuV/m dBuV/m dB dBuV dB/m dB dB dB cm deg 1 2352.90 53.18 74.00 -20.82 42.46 27.20 6.74 33.24 10.02 307 337 PEAK	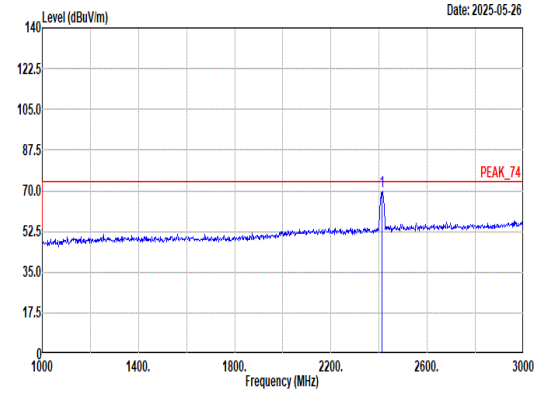 Site : 03CH11-HY Condition: PEAK_74 3m 9120D_01620_240828 HORIZONTAL : RBW:1000.000kHz VBW:3000.000kHz SWT:Auto Freq Level Limit Line Margin Read Level Ant Factor Cable Loss Preamp Factor Aux Factor APos TPos Remark MHz dBuV/m dBuV/m dB dBuV dB/m dB dB dB cm deg 1 2412.00 69.84 ------ ------ 58.72 27.44 6.83 33.18 10.03 307 337 PEAK
Avg	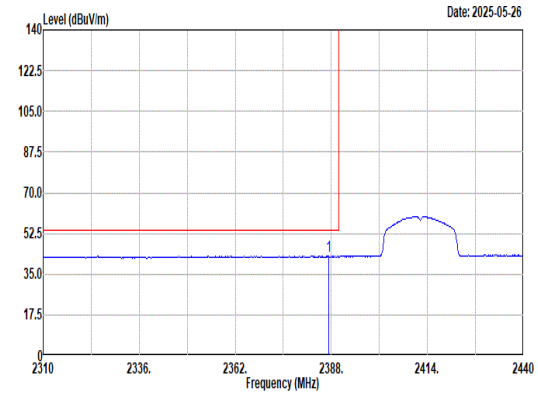 Site : 03CH11-HY Condition: AVG_BE_54 3m 9120D_01620_240828 HORIZONTAL : RBW:1000.000kHz VBW:1.500kHz SWT:Auto Freq Level Limit Line Margin Read Level Ant Factor Cable Loss Preamp Factor Aux Factor APos TPos Remark MHz dBuV/m dBuV/m dB dBuV dB/m dB dB dB cm deg 1 2387.35 42.86 54.00 -11.14 31.96 27.27 6.80 33.20 10.03 307 337 AVERAGE	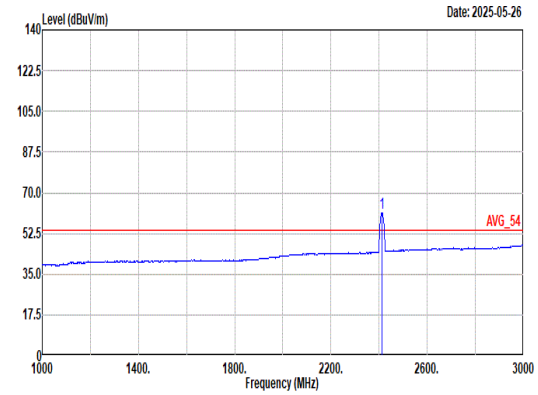 Site : 03CH11-HY Condition: AVG_54 3m 9120D_01620_240828 HORIZONTAL : RBW:1000.000kHz VBW:1.500kHz SWT:Auto Freq Level Limit Line Margin Read Level Ant Factor Cable Loss Preamp Factor Aux Factor APos TPos Remark MHz dBuV/m dBuV/m dB dBuV dB/m dB dB dB cm deg 1 2412.00 61.21 ------ ------ 50.09 27.44 6.83 33.18 10.03 307 337 AVERAGE

Mode	10	
	Band Edge	
	2400-2483.5_802.11ax HE20_CH01_Full RU_2412MHz	
ANT	1	
Pol.	Vertical	Fundamental
Peak	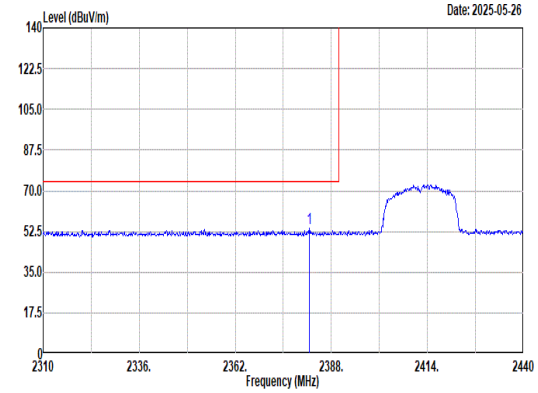 Site : 03CH11-HY Condition: PEAK_BE_74 3m 9120D_01620_240828 VERTICAL : RBW:1000.000kHz VBW:3000.000kHz SWT:Auto Freq Level Limit Line Margin Read Level Ant Factor Cable Loss Preamp Factor Aux Factor APos TPos Remark MHz dBuV/m dBuV/m dB dBuV dB/m dB dB dB cm deg 1 2382.02 54.00 74.00 -20.00 43.17 27.22 6.79 33.21 10.03 291 268 PEAK	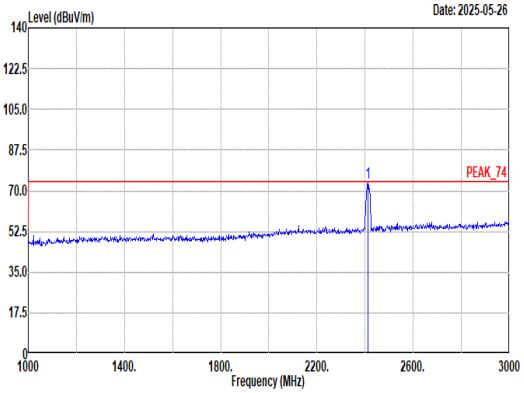 Site : 03CH11-HY Condition: PEAK_74 3m 9120D_01620_240828 VERTICAL : RBW:1000.000kHz VBW:3000.000kHz SWT:Auto Freq Level Limit Line Margin Read Level Ant Factor Cable Loss Preamp Factor Aux Factor APos TPos Remark MHz dBuV/m dBuV/m dB dBuV dB/m dB dB dB cm deg 1 2412.00 73.38 ------ ------ 62.28 27.42 6.83 33.18 10.03 291 268 PEAK
Avg	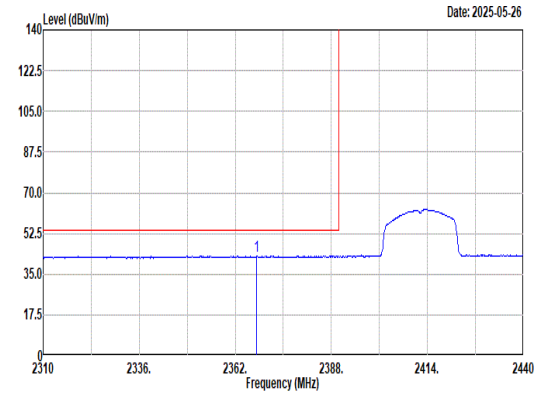 Site : 03CH11-HY Condition: AVG_BE_54 3m 9120D_01620_240828 VERTICAL : RBW:1000.000kHz VBW:1.500kHz SWT:Auto Freq Level Limit Line Margin Read Level Ant Factor Cable Loss Preamp Factor Aux Factor APos TPos Remark MHz dBuV/m dBuV/m dB dBuV dB/m dB dB dB cm deg 1 2367.85 42.86 54.00 -11.14 32.09 27.20 6.77 33.22 10.02 291 268 AVERAGE	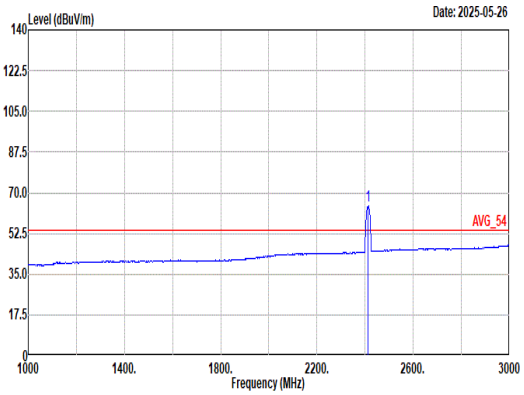 Site : 03CH11-HY Condition: AVG_54 3m 9120D_01620_240828 VERTICAL : RBW:1000.000kHz VBW:1.500kHz SWT:Auto Freq Level Limit Line Margin Read Level Ant Factor Cable Loss Preamp Factor Aux Factor APos TPos Remark MHz dBuV/m dBuV/m dB dBuV dB/m dB dB dB cm deg 1 2412.00 64.29 ------ ------ 53.17 27.44 6.83 33.18 10.03 291 268 AVERAGE

Mode	10	
	Harmonic	
	2400-2483.5_802.11ax HE20_CH01_Full RU_2412MHz	
ANT	1	
Pol.	Horizontal	Vertical
Peak Avg	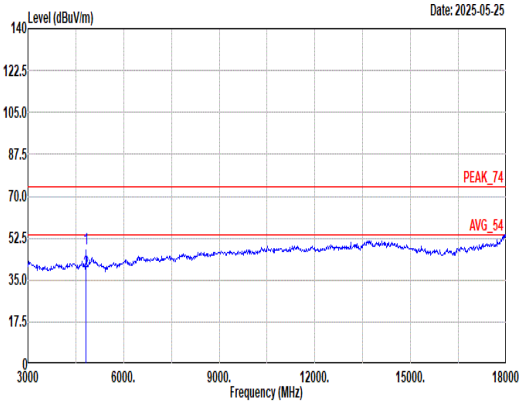 Site : 03CH11-HY Condition: PEAK_74 3m 9120D_01620_240828 HORIZONTAL Freq Level Limit Line Margin Read Level Ant Factor Cable Loss Preamp Factor Aux Factor APos TPos Remark MHz dBuV/m dBuV/m dB dBuV dB/m dB dB dB cm deg 1 4824.00 47.97 74.00 -26.03 71.34 32.44 10.42 66.74 0.51 400 58 PEAK 2 4824.00 38.35 54.00 -15.65 61.72 32.44 10.42 66.74 0.51 400 58 AVERAGE	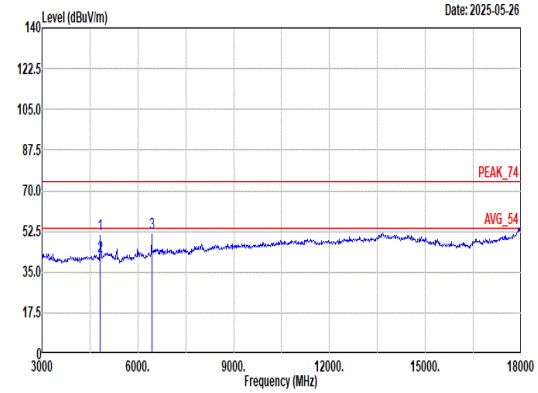 Site : 03CH11-HY Condition: PEAK_74 3m 9120D_01620_240828 VERTICAL Freq Level Limit Line Margin Read Level Ant Factor Cable Loss Preamp Factor Aux Factor APos TPos Remark MHz dBuV/m dBuV/m dB dBuV dB/m dB dB dB cm deg 1 4824.00 51.35 74.00 -22.65 74.72 32.44 10.42 66.74 0.51 100 343 PEAK 2 4824.00 41.87 54.00 -12.13 65.24 32.44 10.42 66.74 0.51 100 343 AVERAGE 3 6432.00 51.91 ------ ------ 68.81 34.76 12.76 64.90 0.48 100 167 PEAK

Remark: The unwanted signal at 6432MHz can be ignored as it falls within the non-restricted band and meets the requirements of FCC 15.247 (d), RSS-247 section 5.5, LP0002 section 4.1.10.5.

Mode	10	
	Harmonic	
	2400-2483.5_802.11ax HE20_CH01_Full RU_2412MHz	
ANT	1	
Pol.	Horizontal	Vertical
14.47G ~14.5G Avg	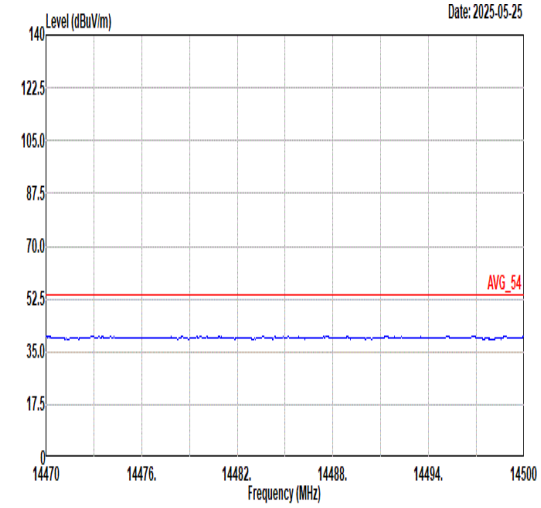 Site : 03CH11-HY Condition: AVG_54 3m 9120D_01620_240828 HORIZONTAL	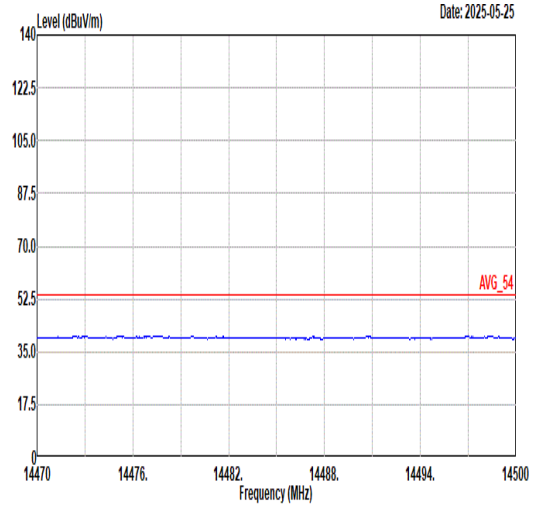 Site : 03CH11-HY Condition: AVG_54 3m 9120D_01620_240828 VERTICAL
17.7G ~18G Avg	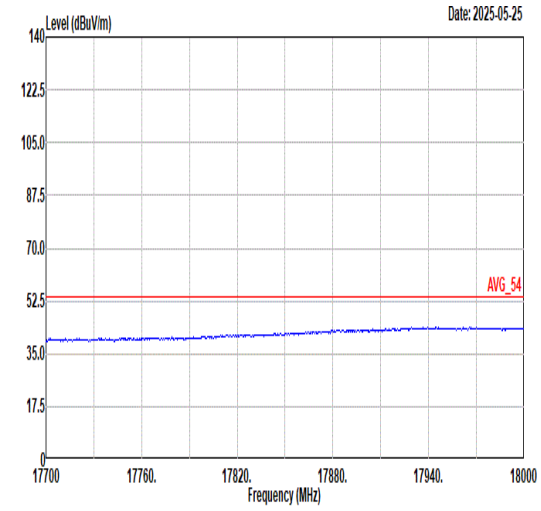 Site : 03CH11-HY Condition: AVG_54 3m 9120D_01620_240828 HORIZONTAL	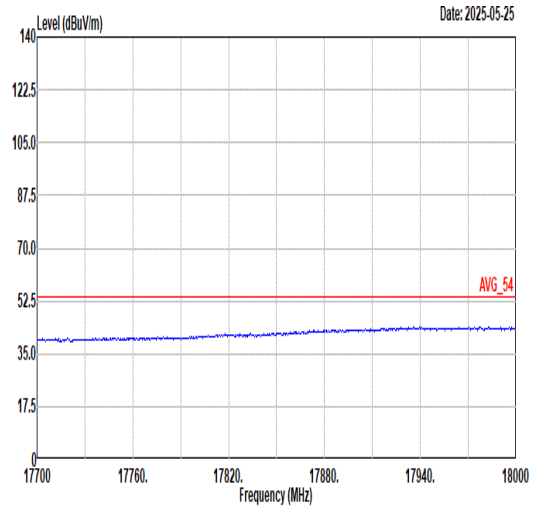 Site : 03CH11-HY Condition: AVG_54 3m 9120D_01620_240828 VERTICAL

Mode	11	
	Band Edge - L	
	2400-2483.5_802.11ax HE20_CH06_Full RU_2437MHz	
ANT	1	
Pol.	Horizontal	Fundamental
Peak	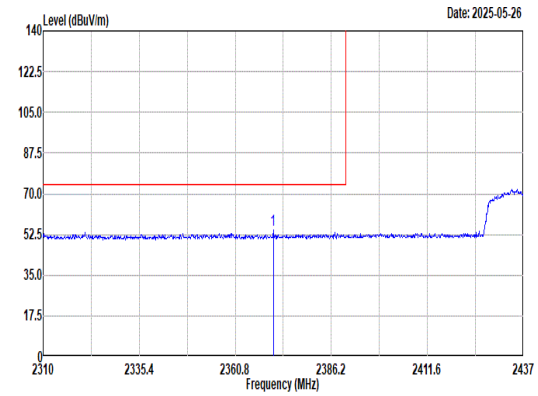 Site : 03CH11-HY Condition: PEAK_BE_74 3m 9120D_01620_240828 HORIZONTAL : RBW:1000.000kHz VBW:3000.000kHz SWT:Auto Freq Level Limit Line Margin Read Level Ant Factor Cable Loss Preamp Factor Aux Factor APos TPos Remark MHz dBuV/m dBuV/m dB dBuV dB/m dB dB dB cm deg 1 2370.83 54.40 74.00 -19.60 43.63 27.20 6.77 33.22 10.02 338 275 PEAK	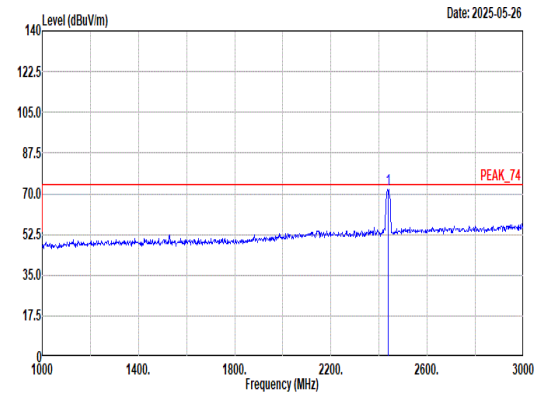 Site : 03CH11-HY Condition: PEAK_74 3m 9120D_01620_240828 HORIZONTAL : RBW:1000.000kHz VBW:3000.000kHz SWT:Auto Freq Level Limit Line Margin Read Level Ant Factor Cable Loss Preamp Factor Aux Factor APos TPos Remark MHz dBuV/m dBuV/m dB dBuV dB/m dB dB dB cm deg 1 2437.00 71.85 ------ ------ 60.54 27.60 6.84 33.16 10.03 338 275 PEAK
Avg	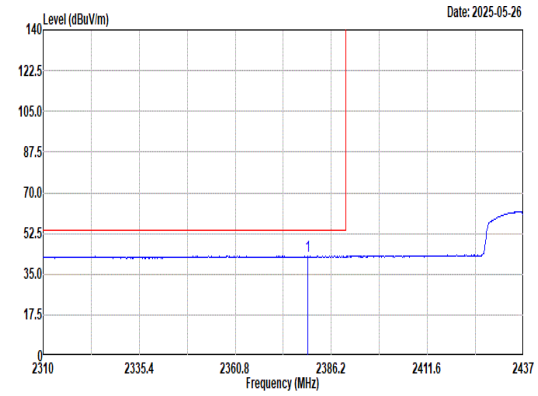 Site : 03CH11-HY Condition: AVG_BE_54 3m 9120D_01620_240828 HORIZONTAL : RBW:1000.000kHz VBW:1.500kHz SWT:Auto Freq Level Limit Line Margin Read Level Ant Factor Cable Loss Preamp Factor Aux Factor APos TPos Remark MHz dBuV/m dBuV/m dB dBuV dB/m dB dB dB cm deg 1 2379.98 42.78 54.00 -11.22 31.98 27.20 6.79 33.21 10.02 338 275 AVERAGE	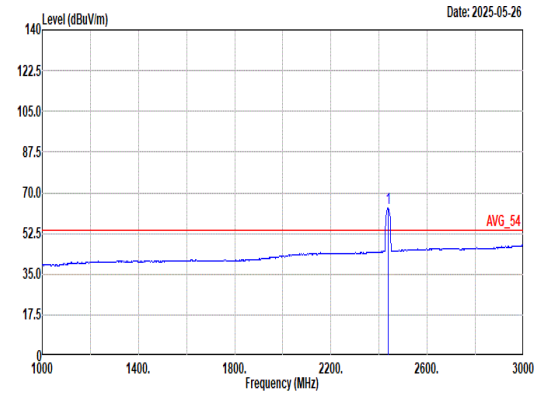 Site : 03CH11-HY Condition: AVG_54 3m 9120D_01620_240828 HORIZONTAL : RBW:1000.000kHz VBW:1.500kHz SWT:Auto Freq Level Limit Line Margin Read Level Ant Factor Cable Loss Preamp Factor Aux Factor APos TPos Remark MHz dBuV/m dBuV/m dB dBuV dB/m dB dB dB cm deg 1 2437.00 63.36 ------ ------ 52.05 27.60 6.84 33.16 10.03 338 275 AVERAGE

Mode	11	
	Band Edge - R	
	2400-2483.5_802.11ax HE20_CH06_Full RU_2437MHz	
ANT	1	
Pol.	Horizontal	Fundamental
Peak	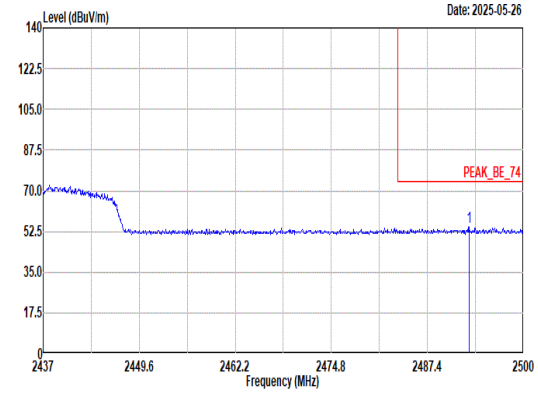 Site : 03CH11-HY Condition: PEAK_BE_74 3m 9120D_01620_240828 HORIZONTAL : RBW:1000.000kHz VBW:3000.000kHz SWT:Auto Limit Read Ant Cable Preamp Aux APos TPos Freq Level Line Margin Level Factor Loss Factor Factor Remark MHz dBuV/m dBuV/m dB dBuV dB/m dB dB dB cm deg 1 2492.88 54.29 74.00 -19.71 42.59 27.90 6.88 33.11 10.03 338 275 PEAK	Blank
Avg	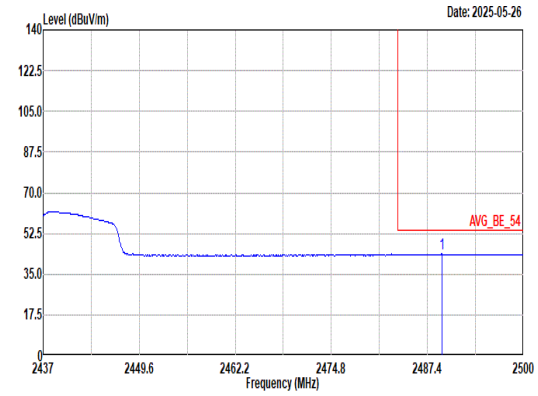 Site : 03CH11-HY Condition: AVG_BE_54 3m 9120D_01620_240828 HORIZONTAL : RBW:1000.000kHz VBW:1.500kHz SWT:Auto Limit Read Ant Cable Preamp Aux APos TPos Freq Level Line Margin Level Factor Loss Factor Factor Remark MHz dBuV/m dBuV/m dB dBuV dB/m dB dB dB cm deg 1 2489.29 43.71 54.00 -10.29 32.03 27.89 6.87 33.11 10.03 338 275 AVERAGE	Blank

Mode	11	
	Band Edge - L	
	2400-2483.5_802.11ax HE20_CH06_Full RU_2437MHz	
ANT	1	
Pol.	Vertical	Fundamental
Peak	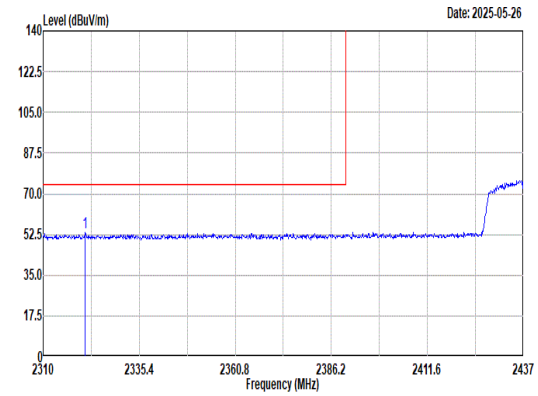 Site : 03CH11-HY Condition: PEAK_BE_74 3m 9120D_01620_240828 VERTICAL : RBW:1000.000kHz VBW:3000.000kHz SWT:Auto Freq Level Limit Line Margin Read Level Ant Factor Cable Loss Preamp Factor Aux Factor APos TPos Remark MHz dBuV/m dBuV/m dB dBuV dB/m dB dB dB cm deg 1 2321.18 53.19 74.00 -20.81 42.56 27.19 6.69 33.26 10.01 300 270 PEAK	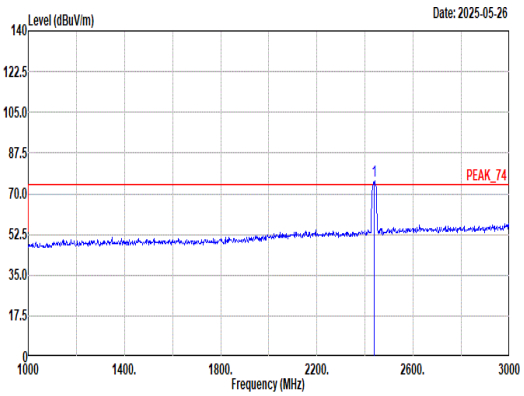 Site : 03CH11-HY Condition: PEAK_74 3m 9120D_01620_240828 VERTICAL : RBW:1000.000kHz VBW:3000.000kHz SWT:Auto Freq Level Limit Line Margin Read Level Ant Factor Cable Loss Preamp Factor Aux Factor APos TPos Remark MHz dBuV/m dBuV/m dB dBuV dB/m dB dB dB cm deg 1 2437.00 75.29 ------ ------ 63.98 27.60 6.84 33.16 10.03 300 270 PEAK
Avg	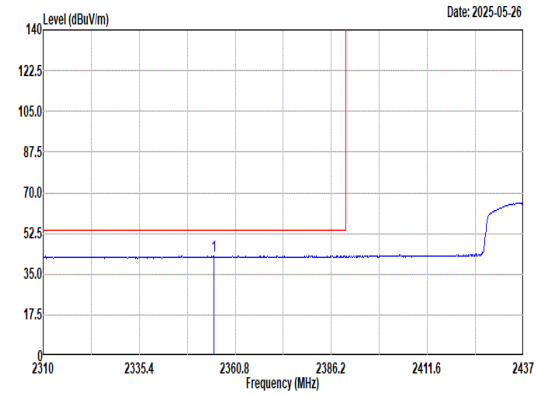 Site : 03CH11-HY Condition: AVG_BE_54 3m 9120D_01620_240828 VERTICAL : RBW:1000.000kHz VBW:1.500kHz SWT:Auto Freq Level Limit Line Margin Read Level Ant Factor Cable Loss Preamp Factor Aux Factor APos TPos Remark MHz dBuV/m dBuV/m dB dBuV dB/m dB dB dB cm deg 1 2355.09 42.87 54.00 -11.13 32.13 27.20 6.75 33.23 10.02 300 270 AVERAGE	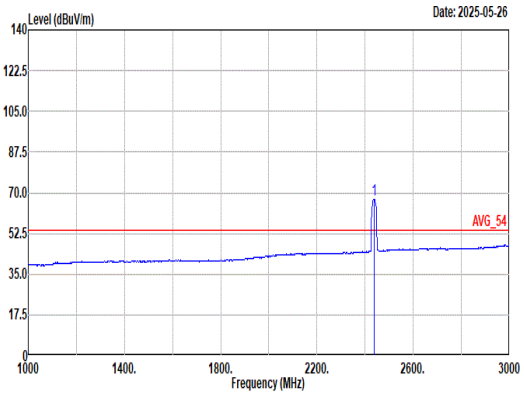 Site : 03CH11-HY Condition: AVG_54 3m 9120D_01620_240828 VERTICAL : RBW:1000.000kHz VBW:1.500kHz SWT:Auto Freq Level Limit Line Margin Read Level Ant Factor Cable Loss Preamp Factor Aux Factor APos TPos Remark MHz dBuV/m dBuV/m dB dBuV dB/m dB dB dB cm deg 1 2437.00 67.21 ------ ------ 55.90 27.60 6.84 33.16 10.03 300 270 AVERAGE

Mode	11	
	Band Edge - R	
	2400-2483.5_802.11ax HE20_CH06_Full RU_2437MHz	
ANT	1	
Pol.	Vertical	Fundamental
Peak	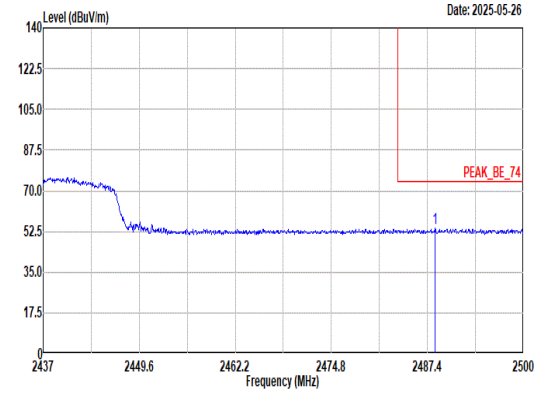 Site : 03CH11-HY Condition: PEAK_BE_74 3m 9120D_01620_240828 VERTICAL : RBW:1000.000kHz VBW:3000.000kHz SWT:Auto Limit Read Ant Cable Preamp Aux APos TPos Freq Level Line Margin Level Factor Loss Factor Factor Remark MHz dBuV/m dBuV/m dB dBuV dB/m dB dB dB cm deg 1 2488.41 53.80 74.00 -20.20 42.13 27.88 6.87 33.11 10.03 300 270 PEAK	Blank
Avg	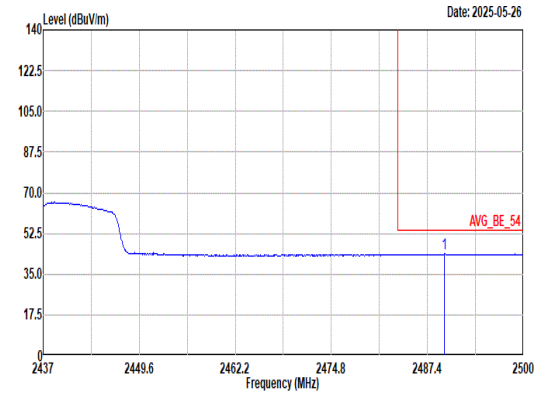 Site : 03CH11-HY Condition: AVG_BE_54 3m 9120D_01620_240828 VERTICAL : RBW:1000.000kHz VBW:1.500kHz SWT:Auto Limit Read Ant Cable Preamp Aux APos TPos Freq Level Line Margin Level Factor Loss Factor Factor Remark MHz dBuV/m dBuV/m dB dBuV dB/m dB dB dB cm deg 1 2489.67 43.71 54.00 -10.29 32.02 27.90 6.87 33.11 10.03 300 270 AVERAGE	Blank

Mode	11	
	Harmonic	
	2400-2483.5_802.11ax HE20_CH06_Full RU_2437MHz	
ANT	1	
Pol.	Horizontal	Vertical
Peak Avg	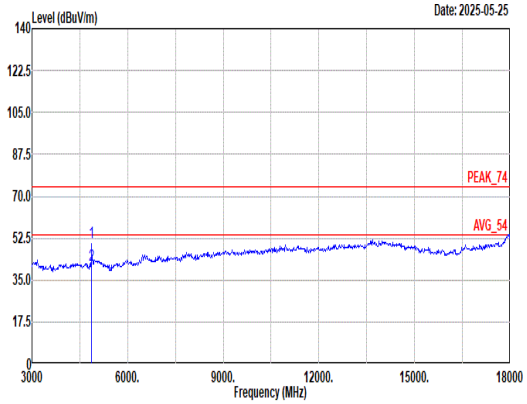 Site : 03CH11-HY Condition: PEAK_74 3m 9120D_01620_240828 HORIZONTAL Freq Level Limit Line Margin Read Level Ant Factor Cable Loss Preamp Factor Aux Factor APos TPos Remark MHz dBuV/m dBuV/m dB dBuV dB/m dB dB dB cm deg 1 4874.00 50.88 74.00 -23.12 73.71 32.70 10.64 66.70 0.53 100 58 PEAK 2 4874.00 40.94 54.00 -13.06 63.77 32.70 10.64 66.70 0.53 100 58 AVERAGE	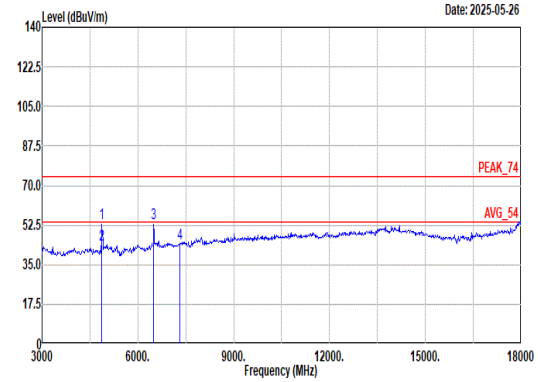 Site : 03CH11-HY Condition: PEAK_74 3m 9120D_01620_240828 VERTICAL Freq Level Limit Line Margin Read Level Ant Factor Cable Loss Preamp Factor Aux Factor APos TPos Remark MHz dBuV/m dBuV/m dB dBuV dB/m dB dB dB cm deg 1 4874.00 53.41 74.00 -20.59 76.24 32.70 10.64 66.70 0.53 343 0 PEAK 2 4874.00 43.69 54.00 -10.31 66.52 32.70 10.64 66.70 0.53 343 0 AVERAGE 3 6498.67 53.20 ------ ------ 69.77 34.99 12.94 64.90 0.40 100 167 PEAK 4 7311.00 44.38 74.00 -29.62 59.32 36.78 13.73 65.77 0.32 -- -- PEAK

Remark: The unwanted signal at 6498.67MHz can be ignored as it falls within the non-restricted band and meets the requirements of FCC 15.247 (d), RSS-247 section 5.5, LP0002 section 4.1.10.5.

Mode	11	
	Harmonic	
	2400-2483.5_802.11ax HE20_CH06_Full RU_2437MHz	
ANT	1	
Pol.	Horizontal	Vertical
14.47G ~14.5G Avg	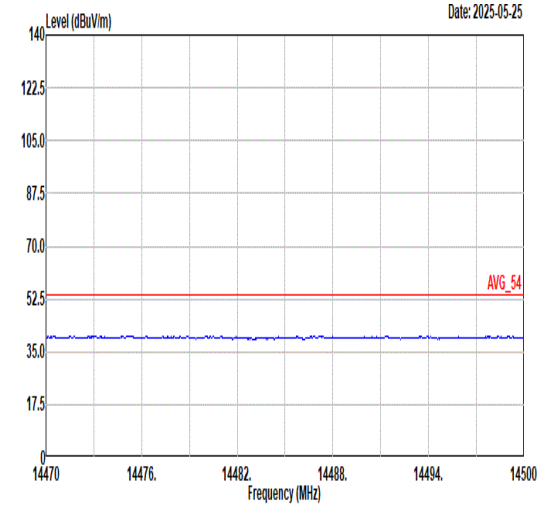 Site : 03CH11-HY Condition: AVG_54 3m 9120D_01620_240828 HORIZONTAL	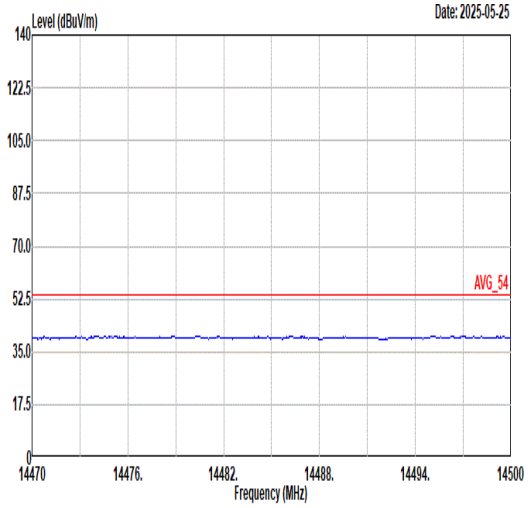 Site : 03CH11-HY Condition: AVG_54 3m 9120D_01620_240828 VERTICAL
17.7G ~18G Avg	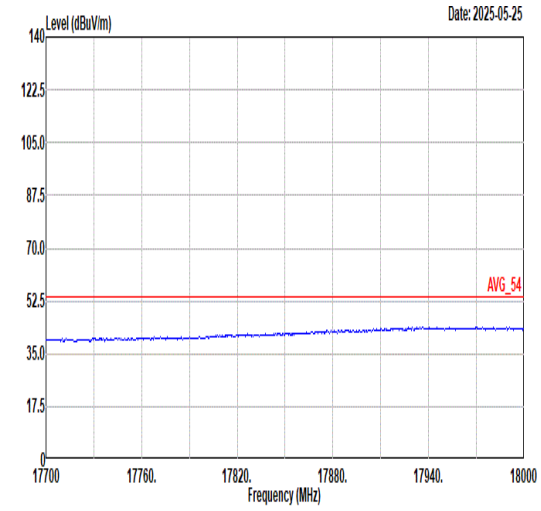 Site : 03CH11-HY Condition: AVG_54 3m 9120D_01620_240828 HORIZONTAL	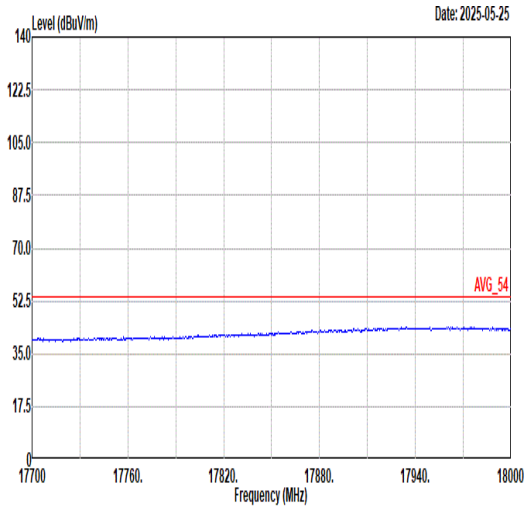 Site : 03CH11-HY Condition: AVG_54 3m 9120D_01620_240828 VERTICAL

Mode	12	
	Band Edge	
	2400-2483.5_802.11ax HE20_CH11_Full RU_2462MHz	
ANT	1	
Pol.	Horizontal	Fundamental
Peak	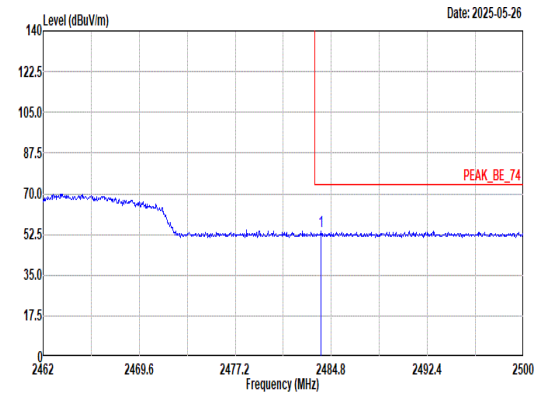 Site : 03CH11-HY Condition: PEAK_BE_74 3m 9120D_01620_240828 HORIZONTAL : RBW:1000.000kHz VBW:3000.000kHz SWT:Auto Freq Level Limit Line Margin Read Level Ant Factor Cable Loss Preamp Factor Aux Factor APos TPos Remark MHz dBuV/m dBuV/m dB dBuV dB/m dB dB dB cm deg 1 2484.00 53.87 74.00 -20.13 42.24 27.84 6.87 33.11 10.03 217 202 PEAK	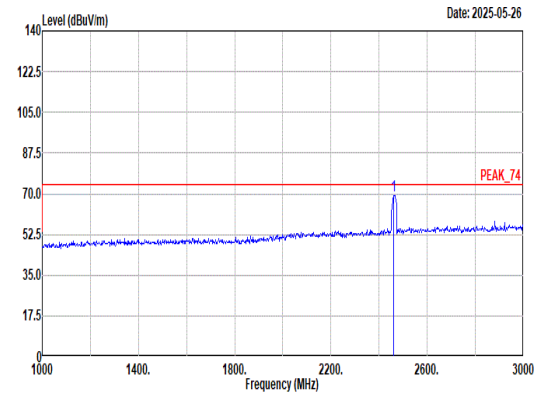 Site : 03CH11-HY Condition: PEAK_74 3m 9120D_01620_240828 HORIZONTAL : RBW:1000.000kHz VBW:3000.000kHz SWT:Auto Freq Level Limit Line Margin Read Level Ant Factor Cable Loss Preamp Factor Aux Factor APos TPos Remark MHz dBuV/m dBuV/m dB dBuV dB/m dB dB dB cm deg 1 2462.00 69.27 ------ ------ 57.87 27.64 6.86 33.13 10.03 217 202 PEAK
Avg	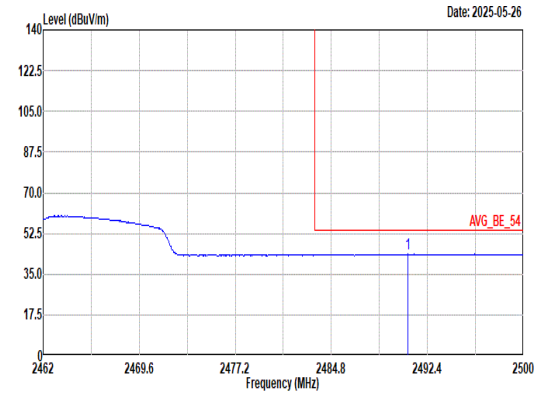 Site : 03CH11-HY Condition: AVG_BE_54 3m 9120D_01620_240828 HORIZONTAL : RBW:1000.000kHz VBW:1.500kHz SWT:Auto Freq Level Limit Line Margin Read Level Ant Factor Cable Loss Preamp Factor Aux Factor APos TPos Remark MHz dBuV/m dBuV/m dB dBuV dB/m dB dB dB cm deg 1 2490.84 43.69 54.00 -10.31 32.00 27.90 6.87 33.11 10.03 217 202 AVERAGE	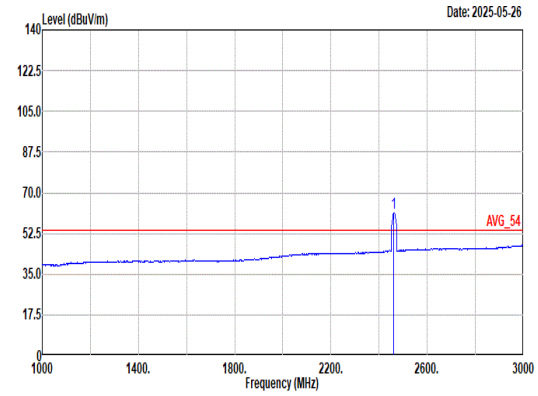 Site : 03CH11-HY Condition: AVG_54 3m 9120D_01620_240828 HORIZONTAL : RBW:1000.000kHz VBW:1.500kHz SWT:Auto Freq Level Limit Line Margin Read Level Ant Factor Cable Loss Preamp Factor Aux Factor APos TPos Remark MHz dBuV/m dBuV/m dB dBuV dB/m dB dB dB cm deg 1 2462.00 61.38 ------ ------ 49.98 27.64 6.86 33.13 10.03 217 202 AVERAGE

Mode	12	
	Band Edge	
	2400-2483.5_802.11ax HE20_CH11_Full RU_2462MHz	
ANT	1	
Pol.	Vertical	Fundamental
Peak	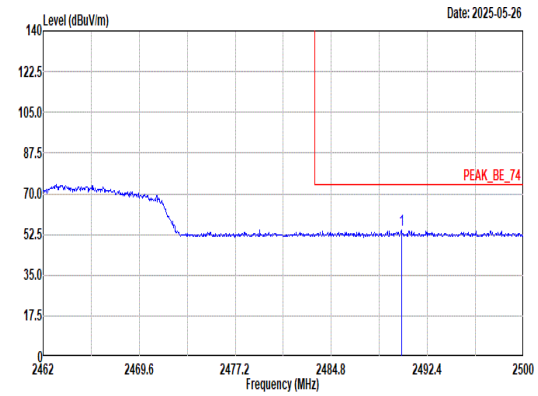 Site : 03CH11-HY Condition: PEAK_BE_74 3m 9120D_01620_240828 VERTICAL : RBW:1000.000kHz VBW:3000.000kHz SWT:Auto Freq Level Limit Line Margin Read Level Ant Factor Cable Loss Preamp Factor Aux Factor APos TPos Remark MHz dBuV/m dBuV/m dB dBuV dB/m dB dB dB cm deg 1 2490.35 54.55 74.00 -19.45 42.86 27.90 6.87 33.11 10.03 329 235 PEAK	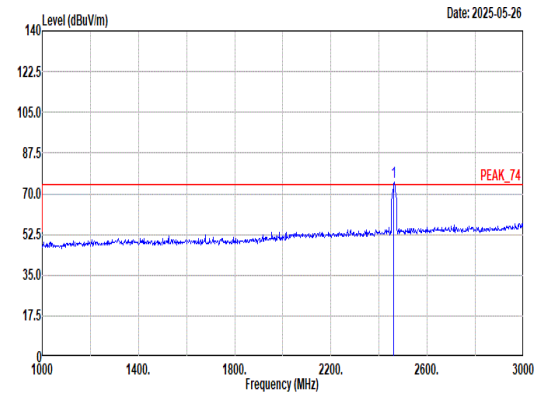 Site : 03CH11-HY Condition: PEAK_74 3m 9120D_01620_240828 VERTICAL : RBW:1000.000kHz VBW:3000.000kHz SWT:Auto Freq Level Limit Line Margin Read Level Ant Factor Cable Loss Preamp Factor Aux Factor APos TPos Remark MHz dBuV/m dBuV/m dB dBuV dB/m dB dB dB cm deg 1 2462.00 74.77 ------ ------ 63.37 27.64 6.86 33.13 10.03 329 235 PEAK
Avg	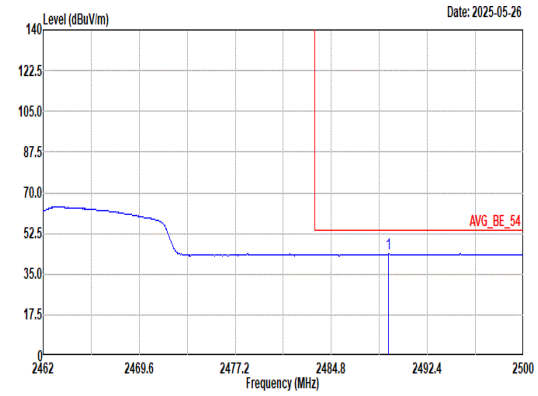 Site : 03CH11-HY Condition: AVG_BE_54 3m 9120D_01620_240828 VERTICAL : RBW:1000.000kHz VBW:1.500kHz SWT:Auto Freq Level Limit Line Margin Read Level Ant Factor Cable Loss Preamp Factor Aux Factor APos TPos Remark MHz dBuV/m dBuV/m dB dBuV dB/m dB dB dB cm deg 1 2489.32 43.71 54.00 -10.29 32.03 27.89 6.87 33.11 10.03 329 235 AVERAGE	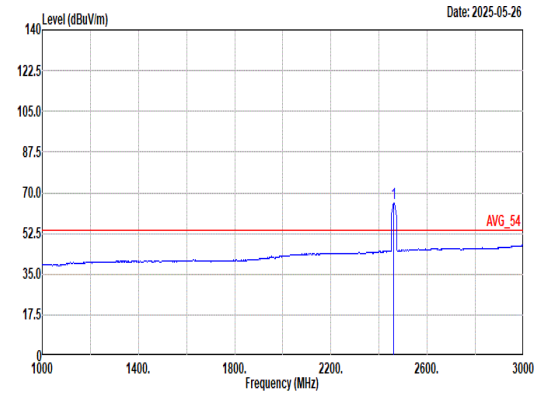 Site : 03CH11-HY Condition: AVG_54 3m 9120D_01620_240828 VERTICAL : RBW:1000.000kHz VBW:1.500kHz SWT:Auto Freq Level Limit Line Margin Read Level Ant Factor Cable Loss Preamp Factor Aux Factor APos TPos Remark MHz dBuV/m dBuV/m dB dBuV dB/m dB dB dB cm deg 1 2462.00 65.35 ------ ------ 54.00 27.60 6.86 33.14 10.03 329 235 AVERAGE

Mode	12	
	Harmonic	
	2400-2483.5_802.11ax HE20_CH11_Full RU_2462MHz	
ANT	1	
Pol.	Horizontal	Vertical
Peak Avg	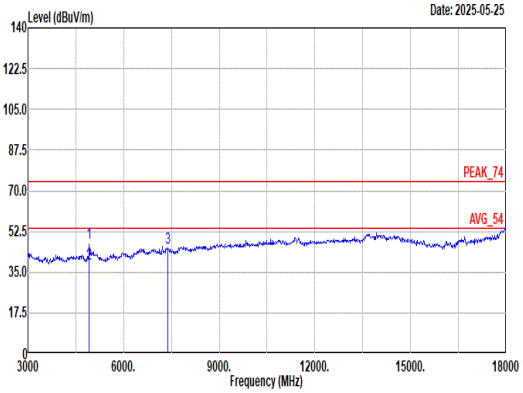 Site : 03CH11-HY Condition: PEAK_74 3m 9120D_01620_240828 HORIZONTAL Freq Level Limit Line Margin Read Level Ant Factor Cable Loss Preamp Factor Aux Factor APos TPos Remark MHz dBuV/m dBuV/m dB dBuV dB/m dB dB dB cm deg 1 4924.00 47.32 74.00 -26.68 69.67 32.90 10.85 66.66 0.56 352 10 PEAK 2 4924.00 38.75 54.00 -15.25 61.10 32.90 10.85 66.66 0.56 352 10 AVERAGE 3 7386.00 45.30 74.00 -28.70 60.60 36.48 13.79 65.86 0.29 -- -- PEAK	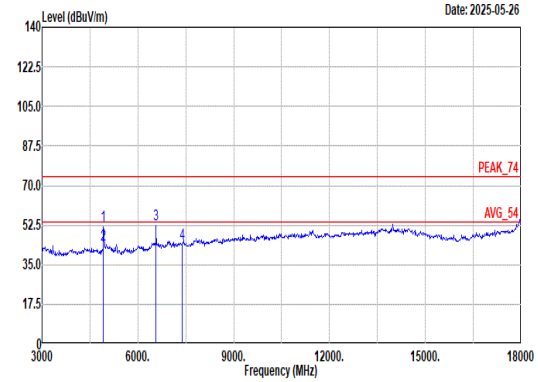 Site : 03CH11-HY Condition: PEAK_74 3m 9120D_01620_240828 VERTICAL Freq Level Limit Line Margin Read Level Ant Factor Cable Loss Preamp Factor Aux Factor APos TPos Remark MHz dBuV/m dBuV/m dB dBuV dB/m dB dB dB cm deg 1 4924.00 52.39 74.00 -21.61 74.74 32.90 10.85 66.66 0.56 147 12 PEAK 2 4924.00 43.85 54.00 -10.15 66.20 32.90 10.85 66.66 0.56 147 12 AVERAGE 3 6565.33 53.04 ------ ------ 69.09 35.49 13.11 64.97 0.32 100 168 PEAK 4 7386.00 44.62 74.00 -29.38 59.92 36.48 13.79 65.86 0.29 -- -- PEAK

Remark: The unwanted signal at 6565.33MHz can be ignored as it falls within the non-restricted band and meets the requirements of FCC 15.247 (d), RSS-247 section 5.5, LP0002 section 4.1.10.5.

Mode	12	
	Harmonic	
	2400-2483.5_802.11ax HE20_CH11_Full RU_2462MHz	
ANT	1	
Pol.	Horizontal	Vertical
14.47G ~14.5G Avg	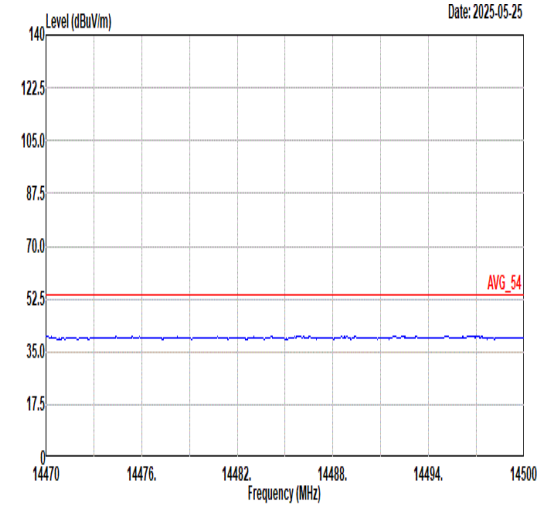 Site : 03CH11-HY Condition: AVG_54 3m 9120D_01620_240828 HORIZONTAL	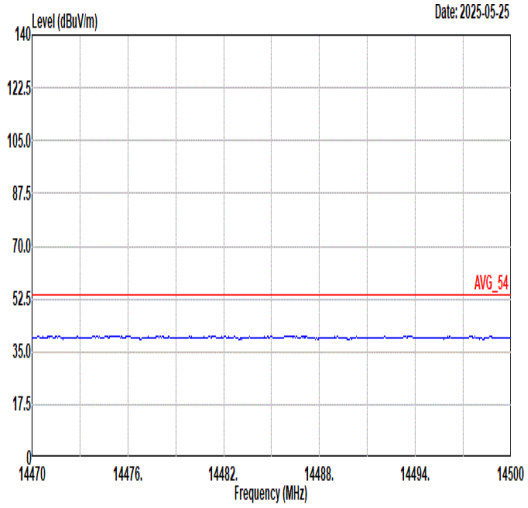 Site : 03CH11-HY Condition: AVG_54 3m 9120D_01620_240828 VERTICAL
17.7G ~18G Avg	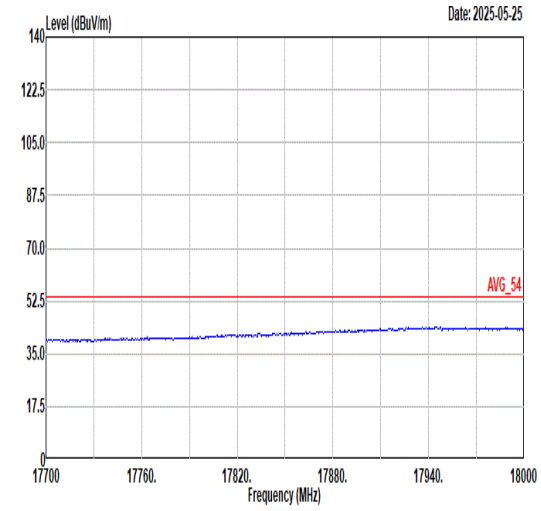 Site : 03CH11-HY Condition: AVG_54 3m 9120D_01620_240828 HORIZONTAL	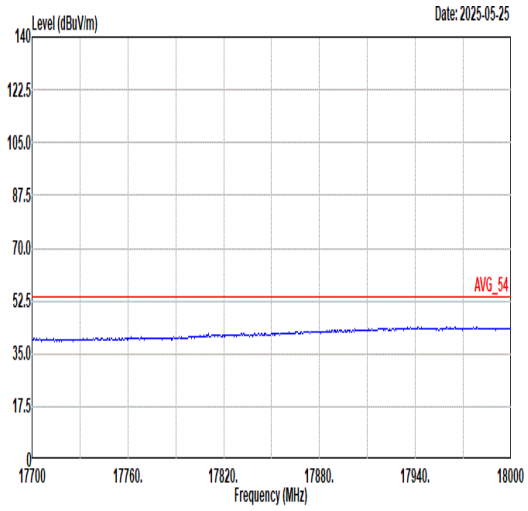 Site : 03CH11-HY Condition: AVG_54 3m 9120D_01620_240828 VERTICAL

Mode	13	
	Band Edge	
	2400-2483.5_802.11ax HE20_CH01_26/0 RU_2412MHz	
ANT	1	
Pol.	Horizontal	Fundamental
Peak	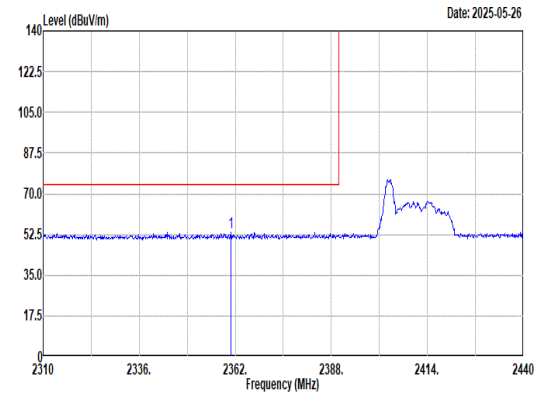 Site : 03CH11-HY Condition: PEAK_BE_74 3m 9120D_01620_240828 HORIZONTAL : RBW:1000.000kHz VBW:3000.000kHz SWT:Auto Freq Level Limit Line Margin Read Level Ant Factor Cable Loss Preamp Factor Aux Factor APos TPos Remark MHz dBuV/m dBuV/m dB dBuV dB/m dB dB dB cm deg 1 2360.83 53.52 74.00 -20.48 42.77 27.20 6.76 33.23 10.02 309 338 PEAK	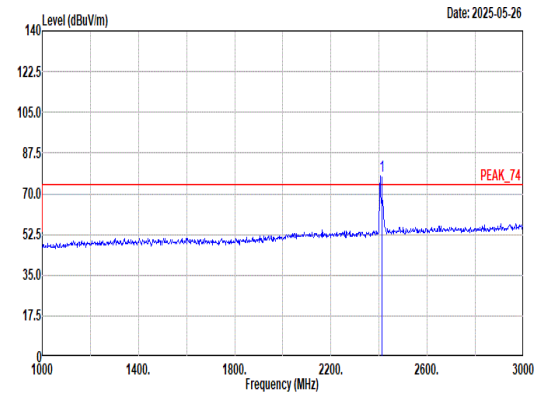 Site : 03CH11-HY Condition: PEAK_74 3m 9120D_01620_240828 HORIZONTAL : RBW:1000.000kHz VBW:3000.000kHz SWT:Auto Freq Level Limit Line Margin Read Level Ant Factor Cable Loss Preamp Factor Aux Factor APos TPos Remark MHz dBuV/m dBuV/m dB dBuV dB/m dB dB dB cm deg 1 2412.00 77.46 ------ ------ 66.40 27.40 6.82 33.19 10.03 309 338 PEAK
Avg	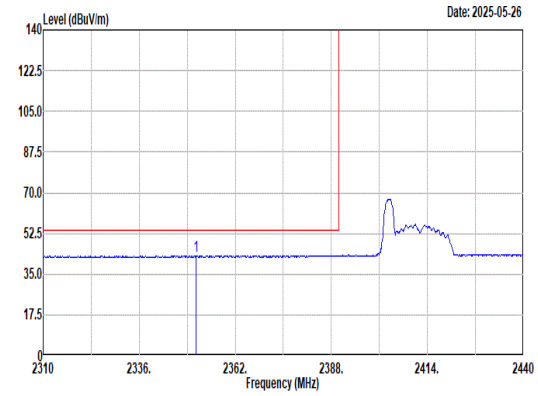 Site : 03CH11-HY Condition: AVG_BE_54 3m 9120D_01620_240828 HORIZONTAL : RBW:1000.000kHz VBW:2.200kHz SWT:Auto Freq Level Limit Line Margin Read Level Ant Factor Cable Loss Preamp Factor Aux Factor APos TPos Remark MHz dBuV/m dBuV/m dB dBuV dB/m dB dB dB cm deg 1 2351.47 43.00 54.00 -11.00 32.28 27.20 6.74 33.24 10.02 309 338 AVERAGE	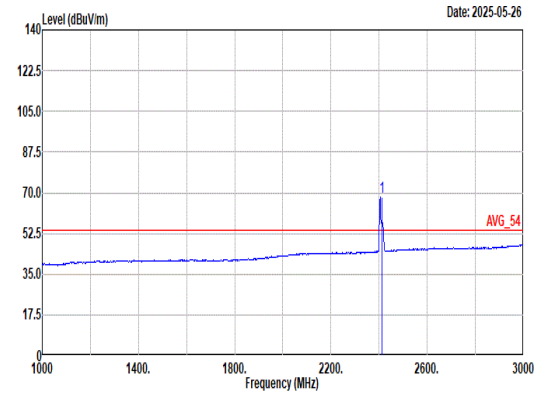 Site : 03CH11-HY Condition: AVG_54 3m 9120D_01620_240828 HORIZONTAL : RBW:1000.000kHz VBW:2.200kHz SWT:Auto Freq Level Limit Line Margin Read Level Ant Factor Cable Loss Preamp Factor Aux Factor APos TPos Remark MHz dBuV/m dBuV/m dB dBuV dB/m dB dB dB cm deg 1 2412.00 68.32 ------ ------ 57.26 27.40 6.82 33.19 10.03 309 338 AVERAGE

Mode	13	
	Band Edge	
	2400-2483.5_802.11ax HE20_CH01_26/0 RU_2412MHz	
ANT	1	
Pol.	Vertical	Fundamental
Peak	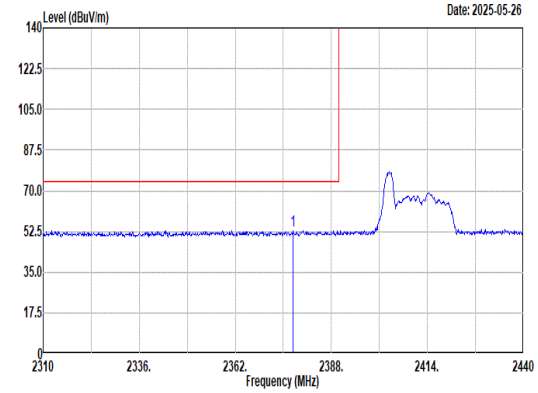 Site : 03CH11-HY Condition: PEAK_BE_74 3m 9120D_01620_240828 VERTICAL : RBW:1000.000kHz VBW:3000.000kHz SWT:Auto Freq Level Limit Line Margin Read Level Ant Factor Cable Loss Preamp Factor Aux Factor APos TPos Remark MHz dBuV/m dBuV/m dB dBuV dB/m dB dB dB cm deg 1 2377.60 53.06 74.00 -20.94 42.27 27.20 6.78 33.21 10.02 299 266 PEAK	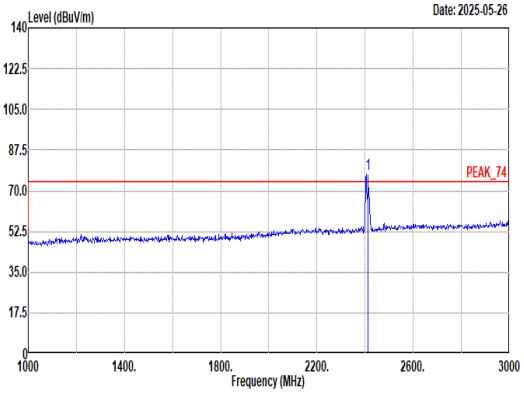 Site : 03CH11-HY Condition: PEAK_74 3m 9120D_01620_240828 VERTICAL : RBW:1000.000kHz VBW:3000.000kHz SWT:Auto Freq Level Limit Line Margin Read Level Ant Factor Cable Loss Preamp Factor Aux Factor APos TPos Remark MHz dBuV/m dBuV/m dB dBuV dB/m dB dB dB cm deg 1 2412.00 77.20 ------ ------ 66.14 27.40 6.82 33.19 10.03 299 266 PEAK
Avg	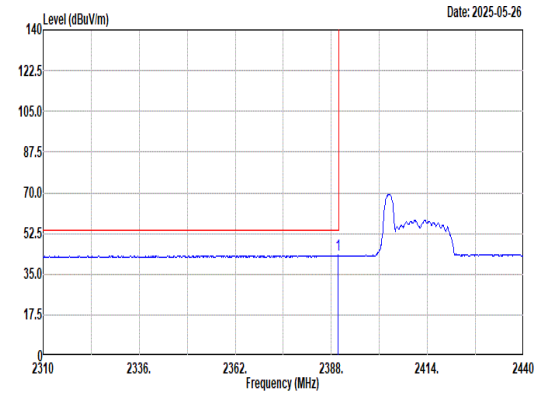 Site : 03CH11-HY Condition: AVG_BE_54 3m 9120D_01620_240828 VERTICAL : RBW:1000.000kHz VBW:2.200kHz SWT:Auto Freq Level Limit Line Margin Read Level Ant Factor Cable Loss Preamp Factor Aux Factor APos TPos Remark MHz dBuV/m dBuV/m dB dBuV dB/m dB dB dB cm deg 1 2389.82 43.07 54.00 -10.93 32.14 27.30 6.80 33.20 10.03 299 266 AVERAGE	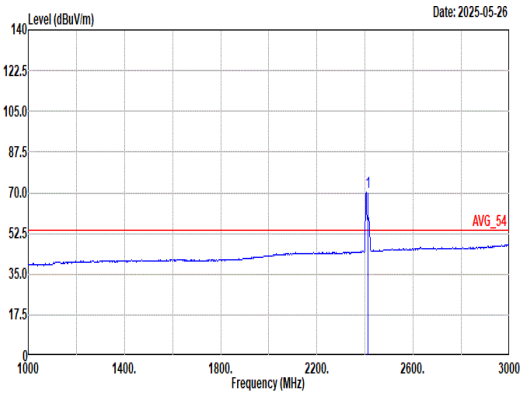 Site : 03CH11-HY Condition: AVG_54 3m 9120D_01620_240828 VERTICAL : RBW:1000.000kHz VBW:2.200kHz SWT:Auto Freq Level Limit Line Margin Read Level Ant Factor Cable Loss Preamp Factor Aux Factor APos TPos Remark MHz dBuV/m dBuV/m dB dBuV dB/m dB dB dB cm deg 1 2412.00 70.42 ------ ------ 59.36 27.40 6.82 33.19 10.03 299 266 AVERAGE

Mode	13	
	Harmonic	
	2400-2483.5_802.11ax HE20_CH01_26/0 RU_2412MHz	
ANT	1	
Pol.	Horizontal	Vertical
Peak Avg	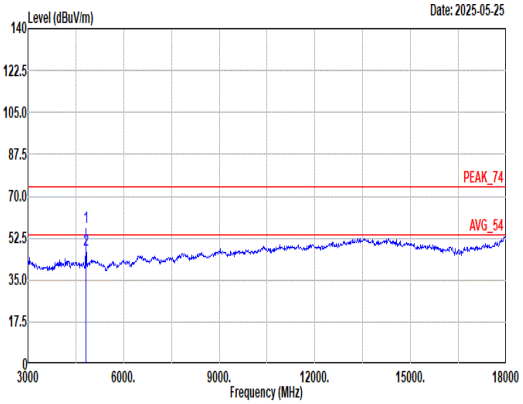 Site : 03CH11-HY Condition: PEAK_74 3m 9120D_01620_240828 HORIZONTAL Freq Level Limit Line Margin Read Level Ant Factor Cable Loss Preamp Factor Aux Factor APos TPos Remark MHz dBuV/m dBuV/m dB dBuV dB/m dB dB dB cm deg 1 4824.00 57.00 74.00 -17.00 80.37 32.44 10.42 66.74 0.51 100 59 PEAK 2 4824.00 47.72 54.00 -6.28 71.09 32.44 10.42 66.74 0.51 100 59 AVERAGE	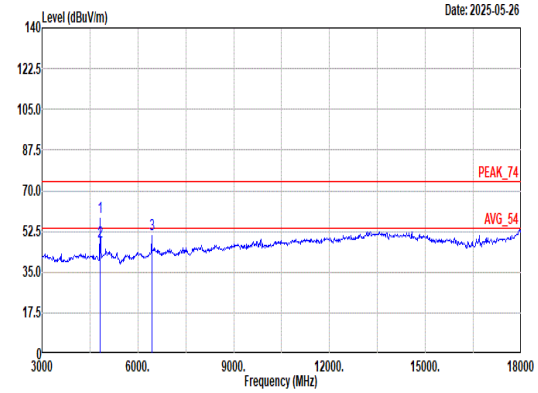 Site : 03CH11-HY Condition: PEAK_74 3m 9120D_01620_240828 VERTICAL Freq Level Limit Line Margin Read Level Ant Factor Cable Loss Preamp Factor Aux Factor APos TPos Remark MHz dBuV/m dBuV/m dB dBuV dB/m dB dB dB cm deg 1 4824.00 58.38 74.00 -15.62 81.75 32.44 10.42 66.74 0.51 100 286 PEAK 2 4824.00 48.13 54.00 -5.87 71.50 32.44 10.42 66.74 0.51 100 286 AVERAGE 3 6432.00 51.29 ------ ------ 68.19 34.76 12.76 64.90 0.48 301 176 PEAK

Remark: The unwanted signal at 6432MHz can be ignored as it falls within the non-restricted band and meets the requirements of FCC 15.247 (d), RSS-247 section 5.5, LP0002 section 4.1.10.5.

Mode	13	
	Harmonic	
	2400-2483.5_802.11ax HE20_CH01_26/0 RU_2412MHz	
ANT	1	
Pol.	Horizontal	Vertical
14.47G ~14.5G Avg	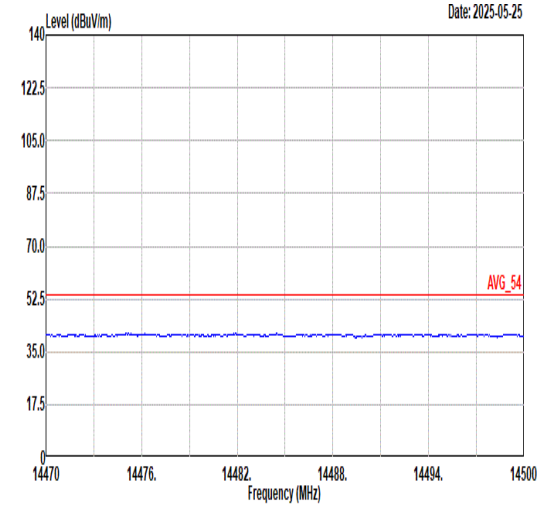 Site : 03CH11-HY Condition: AVG_54 3m 9120D_01620_240828 HORIZONTAL	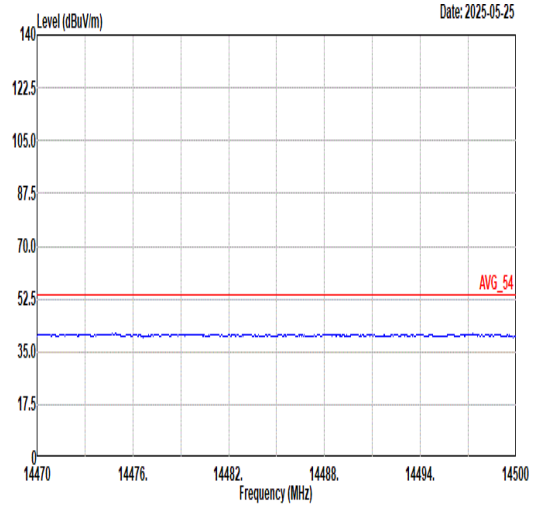 Site : 03CH11-HY Condition: AVG_54 3m 9120D_01620_240828 VERTICAL
17.7G ~18G Avg	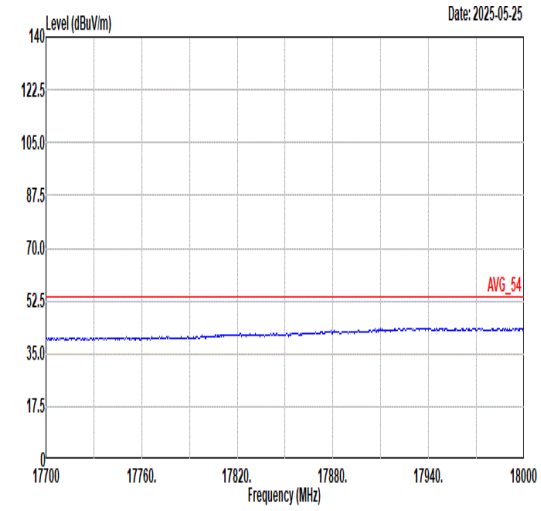 Site : 03CH11-HY Condition: AVG_54 3m 9120D_01620_240828 HORIZONTAL	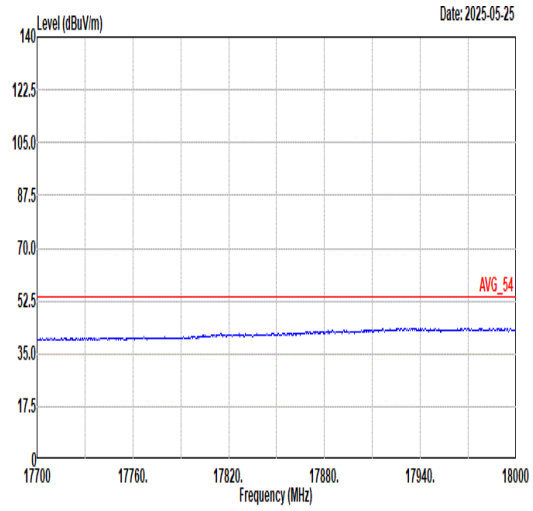 Site : 03CH11-HY Condition: AVG_54 3m 9120D_01620_240828 VERTICAL

Mode	14	
	Band Edge - L	
	2400-2483.5_802.11ax HE20_CH06_26/4 RU_2437MHz	
ANT	1	
Pol.	Horizontal	Fundamental
Peak	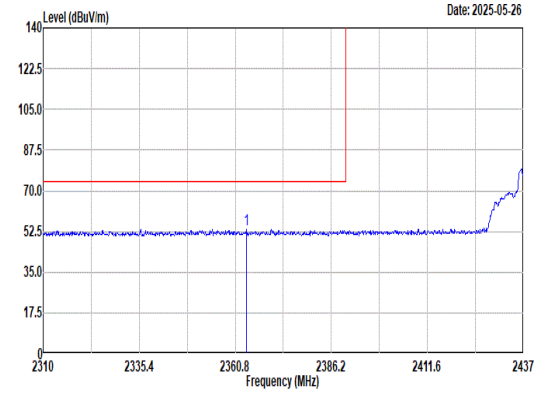 Site : 03CH11-HY Condition: PEAK_BE_74 3m 9120D_01620_240828 HORIZONTAL : RBW:1000.000kHz VBW:3000.000kHz SWT:Auto Freq Level Limit Line Margin Read Level Ant Factor Cable Loss Preamp Factor Aux Factor APos TPos Remark MHz dBuV/m dBuV/m dB dBuV dB/m dB dB dB cm deg 1 2363.72 53.58 74.00 -20.42 42.83 27.20 6.76 33.23 10.02 339 279 PEAK	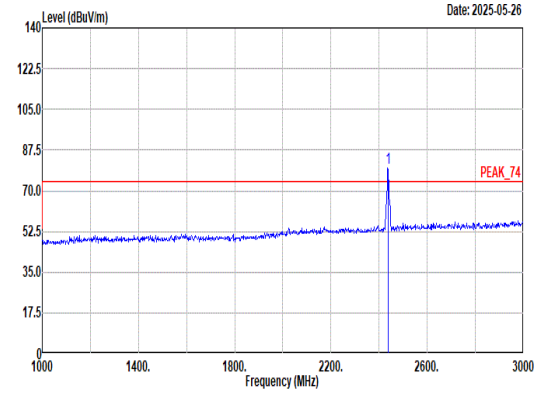 Site : 03CH11-HY Condition: PEAK_74 3m 9120D_01620_240828 HORIZONTAL : RBW:1000.000kHz VBW:3000.000kHz SWT:Auto Freq Level Limit Line Margin Read Level Ant Factor Cable Loss Preamp Factor Aux Factor APos TPos Remark MHz dBuV/m dBuV/m dB dBuV dB/m dB dB dB cm deg 1 2437.00 79.68 ------ ------ 68.37 27.60 6.84 33.16 10.03 339 279 PEAK
Avg	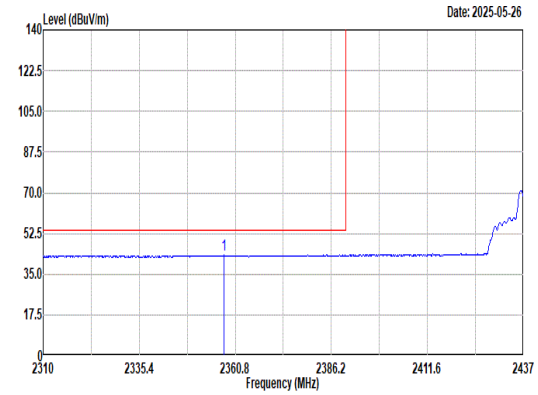 Site : 03CH11-HY Condition: AVG_BE_54 3m 9120D_01620_240828 HORIZONTAL : RBW:1000.000kHz VBW:2.200kHz SWT:Auto Freq Level Limit Line Margin Read Level Ant Factor Cable Loss Preamp Factor Aux Factor APos TPos Remark MHz dBuV/m dBuV/m dB dBuV dB/m dB dB dB cm deg 1 2357.75 43.23 54.00 -10.77 32.49 27.20 6.75 33.23 10.02 339 279 AVERAGE	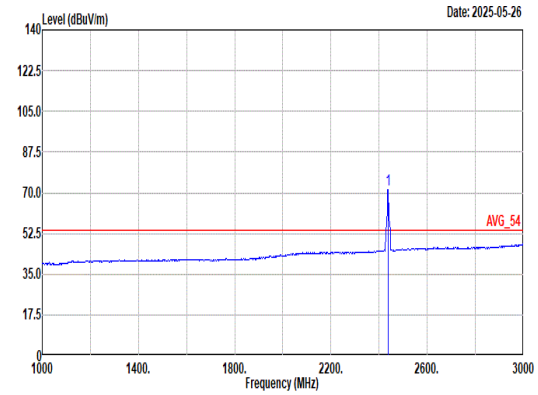 Site : 03CH11-HY Condition: AVG_54 3m 9120D_01620_240828 HORIZONTAL : RBW:1000.000kHz VBW:2.200kHz SWT:Auto Freq Level Limit Line Margin Read Level Ant Factor Cable Loss Preamp Factor Aux Factor APos TPos Remark MHz dBuV/m dBuV/m dB dBuV dB/m dB dB dB cm deg 1 2437.00 71.57 ------ ------ 60.26 27.60 6.84 33.16 10.03 339 279 AVERAGE

Mode	14	
	Band Edge - R	
	2400-2483.5_802.11ax HE20_CH06_26/4 RU_2437MHz	
ANT	1	
Pol.	Horizontal	Fundamental
Peak	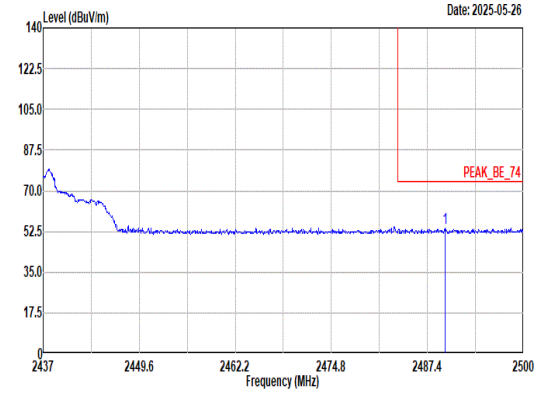 Site : 03CH11-HY Condition: PEAK_BE_74 3m 9120D_01620_240828 HORIZONTAL : RBW:1000.000kHz VBW:3000.000kHz SWT:Auto Limit Read Ant Cable Preamp Aux APos TPos Freq Level Line Margin Level Factor Loss Factor Factor Remark MHz dBuV/m dBuV/m dB dBuV dB/m dB dB dB cm deg 1 2489.73 53.90 74.00 -20.10 42.21 27.90 6.87 33.11 10.03 339 279 PEAK	Blank
Avg	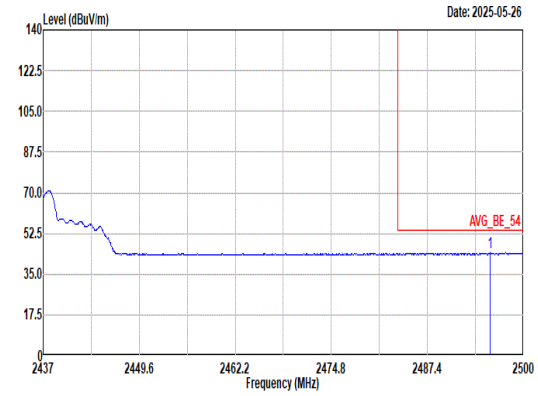 Site : 03CH11-HY Condition: AVG_BE_54 3m 9120D_01620_240828 HORIZONTAL : RBW:1000.000kHz VBW:2.200kHz SWT:Auto Limit Read Ant Cable Preamp Aux APos TPos Freq Level Line Margin Level Factor Loss Factor Factor Remark MHz dBuV/m dBuV/m dB dBuV dB/m dB dB dB cm deg 1 2495.65 44.16 54.00 -9.84 32.45 27.90 6.88 33.10 10.03 339 279 AVERAGE	Blank

Mode	14	
	Band Edge - L	
	2400-2483.5_802.11ax HE20_CH06_26/4 RU_2437MHz	
ANT	1	
Pol.	Vertical	Fundamental
Peak	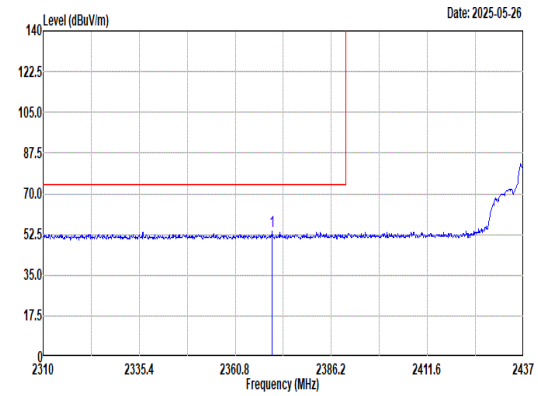 Site : 03CH11-HY Condition: PEAK_BE_74 3m 9120D_01620_240828 VERTICAL : RBW:1000.000kHz VBW:3000.000kHz SWT:Auto Freq Level Limit Line Margin Read Level Ant Factor Cable Loss Preamp Factor Aux Factor APos TPos Remark MHz dBuV/m dBuV/m dB dBuV dB/m dB dB dB cm deg 1 2370.58 53.63 74.00 -20.37 42.86 27.20 6.77 33.22 10.02 300 267 PEAK	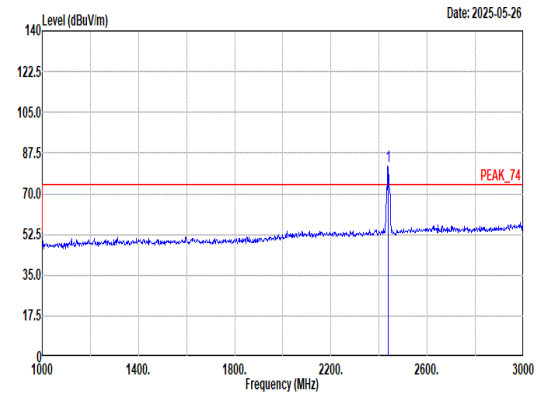 Site : 03CH11-HY Condition: PEAK_74 3m 9120D_01620_240828 VERTICAL : RBW:1000.000kHz VBW:3000.000kHz SWT:Auto Freq Level Limit Line Margin Read Level Ant Factor Cable Loss Preamp Factor Aux Factor APos TPos Remark MHz dBuV/m dBuV/m dB dBuV dB/m dB dB dB cm deg 1 2437.00 81.96 ------ ------ 70.65 27.60 6.84 33.16 10.03 300 267 PEAK
Avg	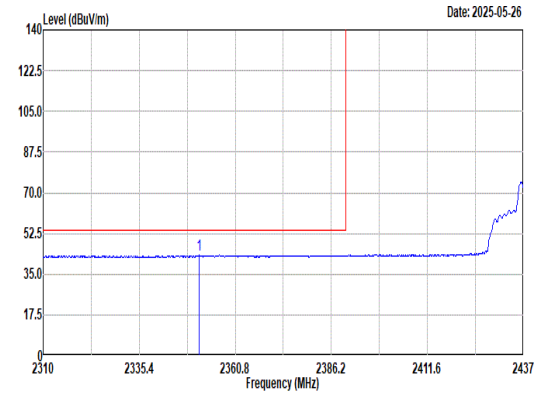 Site : 03CH11-HY Condition: AVG_BE_54 3m 9120D_01620_240828 VERTICAL : RBW:1000.000kHz VBW:2.200kHz SWT:Auto Freq Level Limit Line Margin Read Level Ant Factor Cable Loss Preamp Factor Aux Factor APos TPos Remark MHz dBuV/m dBuV/m dB dBuV dB/m dB dB dB cm deg 1 2351.15 43.20 54.00 -10.80 32.48 27.20 6.74 33.24 10.02 300 267 AVERAGE	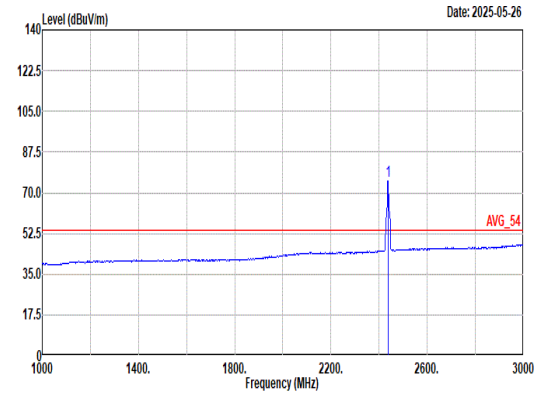 Site : 03CH11-HY Condition: AVG_54 3m 9120D_01620_240828 VERTICAL : RBW:1000.000kHz VBW:2.200kHz SWT:Auto Freq Level Limit Line Margin Read Level Ant Factor Cable Loss Preamp Factor Aux Factor APos TPos Remark MHz dBuV/m dBuV/m dB dBuV dB/m dB dB dB cm deg 1 2437.00 75.19 ------ ------ 63.88 27.60 6.84 33.16 10.03 300 267 AVERAGE

Mode	14	
	Band Edge - R	
	2400-2483.5_802.11ax HE20_CH06_26/4 RU_2437MHz	
ANT	1	
Pol.	Vertical	Fundamental
Peak	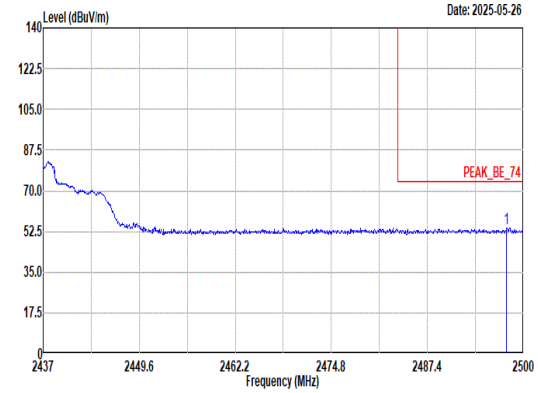 Site : 03CH11-HY Condition: PEAK_BE_74 3m 9120D_01620_240828 VERTICAL : RBW:1000.000kHz VBW:3000.000kHz SWT:Auto Limit Read Ant Cable Preamp Aux APos TPos Freq Level Line Margin Level Factor Loss Factor Factor Remark MHz dBuV/m dBuV/m dB dBuV dB/m dB dB dB cm deg 1 2497.80 53.85 74.00 -20.15 42.14 27.90 6.88 33.10 10.03 300 267 PEAK	Blank
Avg	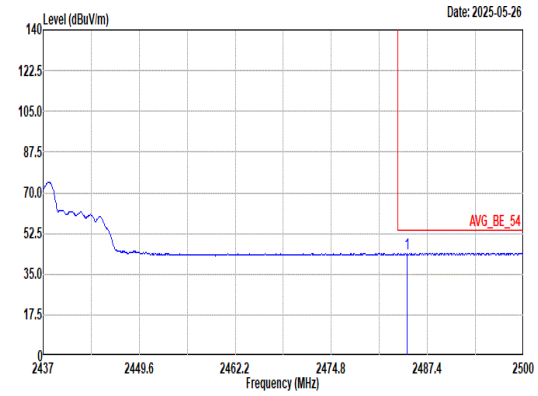 Site : 03CH11-HY Condition: AVG_BE_54 3m 9120D_01620_240828 VERTICAL : RBW:1000.000kHz VBW:2.200kHz SWT:Auto Limit Read Ant Cable Preamp Aux APos TPos Freq Level Line Margin Level Factor Loss Factor Factor Remark MHz dBuV/m dBuV/m dB dBuV dB/m dB dB dB cm deg 1 2484.69 44.04 54.00 -9.96 32.40 27.85 6.87 33.11 10.03 300 267 AVERAGE	Blank

Mode	14	
	Harmonic	
	2400-2483.5_802.11ax HE20_CH06_26/4 RU_2437MHz	
ANT	1	
Pol.	Horizontal	Vertical
Peak Avg	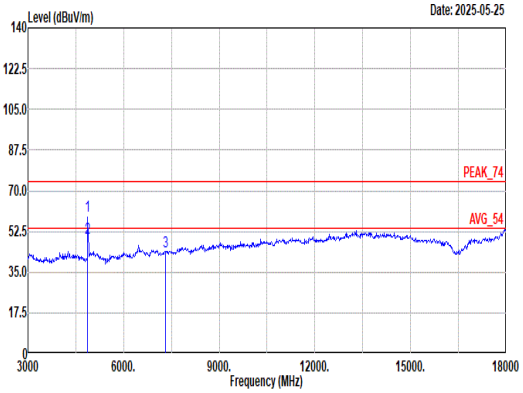 Site : 03CH11-HY Condition: PEAK_74 3m 9120D_01620_240828 HORIZONTAL Freq Level Limit Line Margin Read Level Ant Factor Cable Loss Preamp Factor Aux Factor APos TPos Remark MHz dBuV/m dBuV/m dB dBuV dB/m dB dB dB cm deg 1 4874.00 58.95 74.00 -15.05 81.78 32.70 10.64 66.70 0.53 100 60 PEAK 2 4874.00 49.77 54.00 -4.23 72.60 32.70 10.64 66.70 0.53 100 60 AVERAGE 3 7311.00 43.86 74.00 -30.14 58.80 36.78 13.73 65.77 0.32 -- -- PEAK	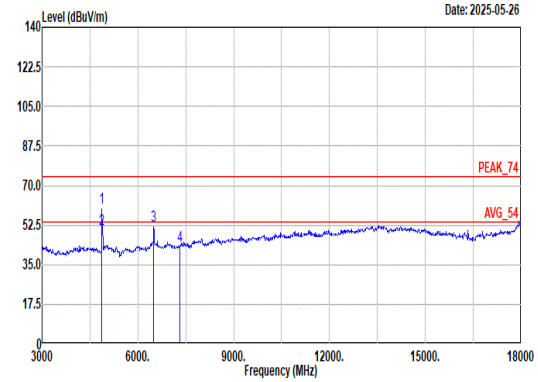 Site : 03CH11-HY Condition: PEAK_74 3m 9120D_01620_240828 VERTICAL Freq Level Limit Line Margin Read Level Ant Factor Cable Loss Preamp Factor Aux Factor APos TPos Remark MHz dBuV/m dBuV/m dB dBuV dB/m dB dB dB cm deg 1 4874.00 60.49 74.00 -13.51 83.32 32.70 10.64 66.70 0.53 100 157 PEAK 2 4874.00 50.61 54.00 -3.39 73.44 32.70 10.64 66.70 0.53 100 157 AVERAGE 3 6498.00 52.24 ------ ------ 68.82 34.99 12.93 64.90 0.40 309 187 PEAK 4 7311.00 43.48 74.00 -30.52 58.42 36.78 13.73 65.77 0.32 -- -- PEAK

Remark: The unwanted signal at 6498MHz can be ignored as it falls within the non-restricted band and meets the requirements of FCC 15.247 (d), RSS-247 section 5.5, LP0002 section 4.1.10.5.

Mode	14	
	Harmonic	
	2400-2483.5_802.11ax HE20_CH06_26/4 RU_2437MHz	
ANT	1	
Pol.	Horizontal	Vertical
14.47G ~14.5G Avg	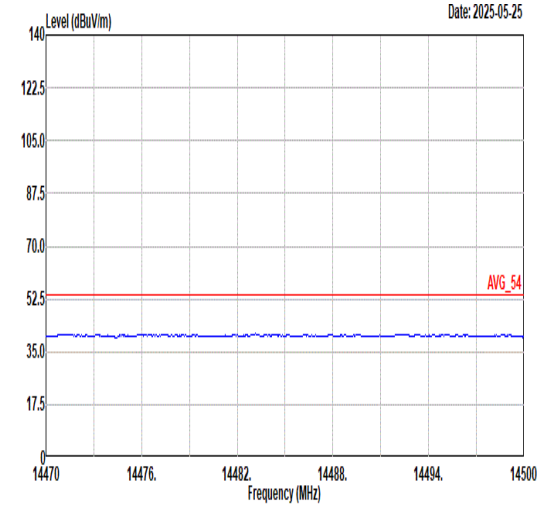 Site : 03CH11-HY Condition: AVG_54 3m 9120D_01620_240828 HORIZONTAL	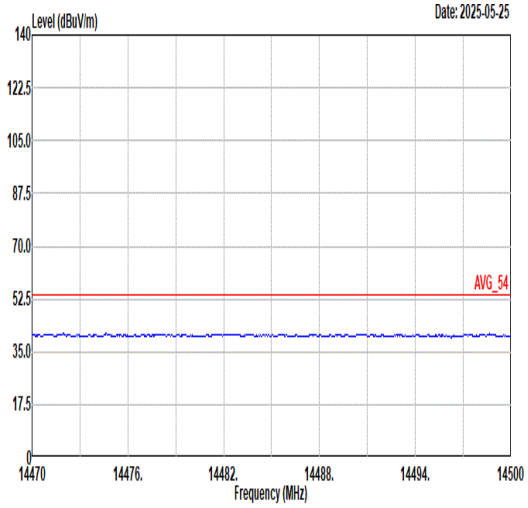 Site : 03CH11-HY Condition: AVG_54 3m 9120D_01620_240828 VERTICAL
17.7G ~18G Avg	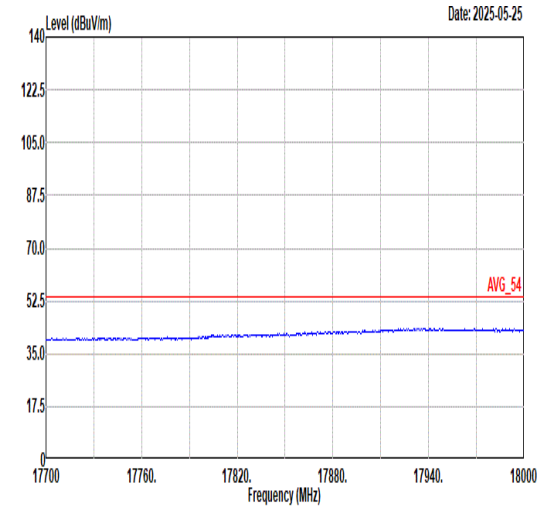 Site : 03CH11-HY Condition: AVG_54 3m 9120D_01620_240828 HORIZONTAL	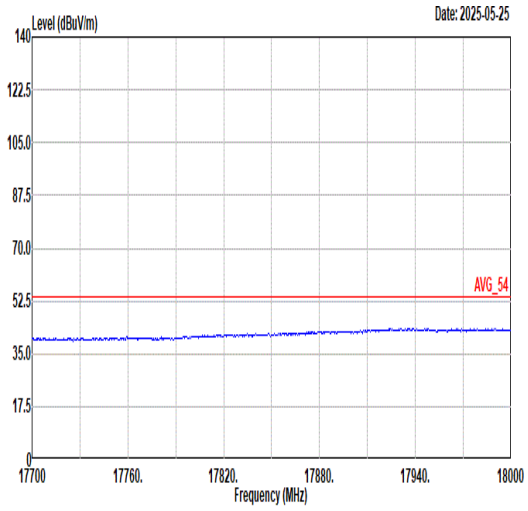 Site : 03CH11-HY Condition: AVG_54 3m 9120D_01620_240828 VERTICAL

Mode	15	
	Band Edge	
	2400-2483.5_802.11ax HE20_CH11_26/8 RU_2462MHz	
ANT	1	
Pol.	Horizontal	Fundamental
Peak	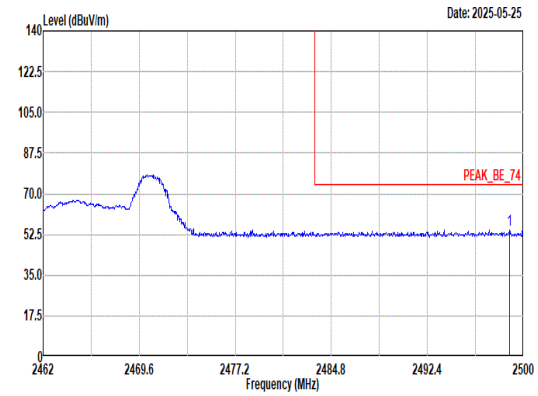 Site : 03CH11-HY Condition: PEAK_BE_74 3m 9120D_01620_240828 HORIZONTAL : RBW:1000.000kHz VBW:3000.000kHz SWT:Auto Freq Level Limit Line Margin Read Level Ant Factor Cable Loss Preamp Factor Aux Factor APos TPos Remark MHz dBuV/m dBuV/m dB dBuV dB/m dB dB dB cm deg 1 2498.90 54.36 74.00 -19.64 42.65 27.90 6.88 33.10 10.03 367 360 PEAK	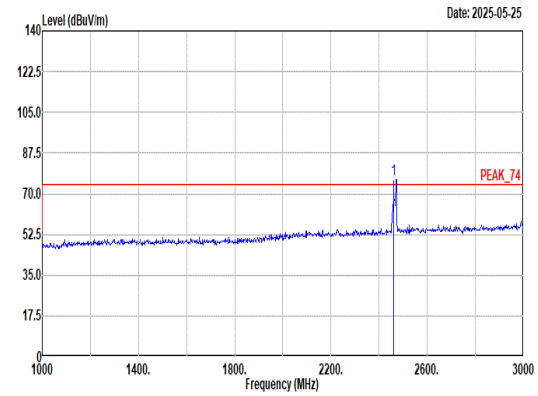 Site : 03CH11-HY Condition: PEAK_74 3m 9120D_01620_240828 HORIZONTAL : RBW:1000.000kHz VBW:3000.000kHz SWT:Auto Freq Level Limit Line Margin Read Level Ant Factor Cable Loss Preamp Factor Aux Factor APos TPos Remark MHz dBuV/m dBuV/m dB dBuV dB/m dB dB dB cm deg 1 2462.00 76.30 ------ ------ 64.84 27.70 6.86 33.13 10.03 367 360 PEAK
Avg	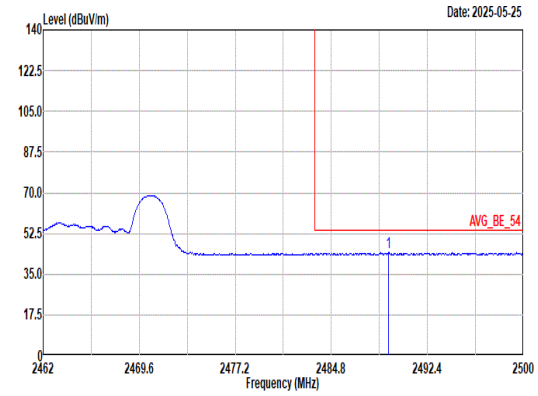 Site : 03CH11-HY Condition: AVG_BE_54 3m 9120D_01620_240828 HORIZONTAL : RBW:1000.000kHz VBW:2.200kHz SWT:Auto Freq Level Limit Line Margin Read Level Ant Factor Cable Loss Preamp Factor Aux Factor APos TPos Remark MHz dBuV/m dBuV/m dB dBuV dB/m dB dB dB cm deg 1 2489.32 44.18 54.00 -9.82 32.50 27.89 6.87 33.11 10.03 367 360 AVERAGE	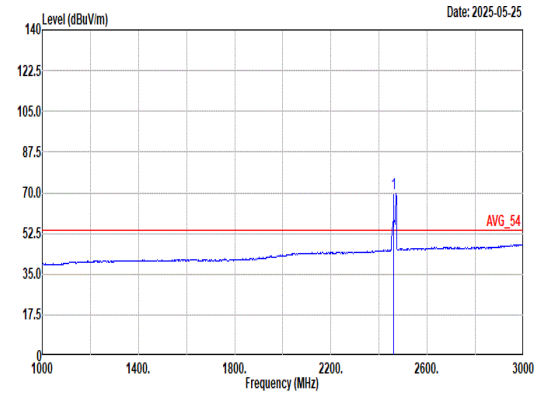 Site : 03CH11-HY Condition: AVG_54 3m 9120D_01620_240828 HORIZONTAL : RBW:1000.000kHz VBW:2.200kHz SWT:Auto Freq Level Limit Line Margin Read Level Ant Factor Cable Loss Preamp Factor Aux Factor APos TPos Remark MHz dBuV/m dBuV/m dB dBuV dB/m dB dB dB cm deg 1 2462.00 69.81 ------ ------ 58.35 27.70 6.86 33.13 10.03 367 360 AVERAGE

Mode	15	
	Band Edge	
	2400-2483.5_802.11ax HE20_CH11_26/8 RU_2462MHz	
ANT	1	
Pol.	Vertical	Fundamental
Peak	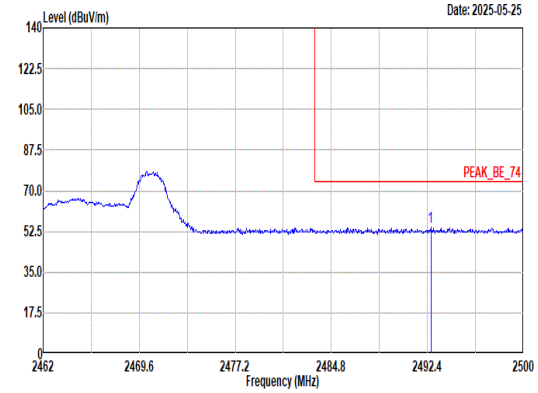 Site : 03CH11-HY Condition: PEAK_BE_74 3m 9120D_01620_240828 VERTICAL : RBW:1000.000kHz VBW:3000.000kHz SWT:Auto Freq Level Limit Line Margin Read Level Ant Factor Cable Loss Preamp Factor Aux Factor APos TPos Remark MHz dBuV/m dBuV/m dB dBuV dB/m dB dB dB cm deg 1 2492.67 54.25 74.00 -19.75 42.55 27.90 6.88 33.11 10.03 400 233 PEAK	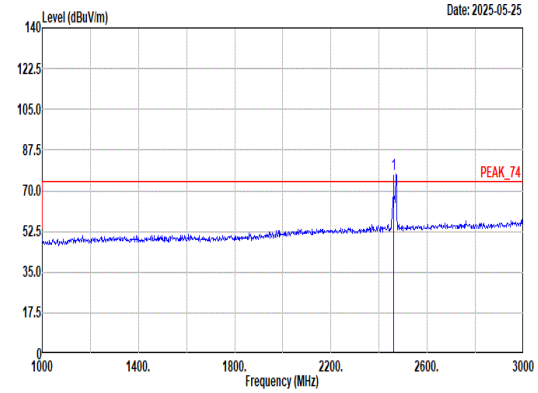 Site : 03CH11-HY Condition: PEAK_74 3m 9120D_01620_240828 VERTICAL : RBW:1000.000kHz VBW:3000.000kHz SWT:Auto Freq Level Limit Line Margin Read Level Ant Factor Cable Loss Preamp Factor Aux Factor APos TPos Remark MHz dBuV/m dBuV/m dB dBuV dB/m dB dB dB cm deg 1 2462.00 77.20 ------ ------ 65.74 27.70 6.86 33.13 10.03 400 233 PEAK
Avg	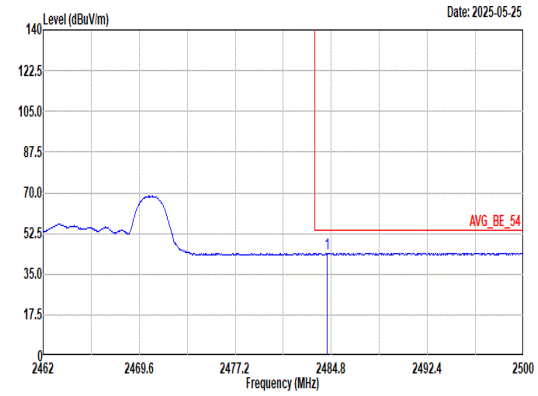 Site : 03CH11-HY Condition: AVG_BE_54 3m 9120D_01620_240828 VERTICAL : RBW:1000.000kHz VBW:2.200kHz SWT:Auto Freq Level Limit Line Margin Read Level Ant Factor Cable Loss Preamp Factor Aux Factor APos TPos Remark MHz dBuV/m dBuV/m dB dBuV dB/m dB dB dB cm deg 1 2484.50 44.07 54.00 -9.93 32.44 27.84 6.87 33.11 10.03 400 233 AVERAGE	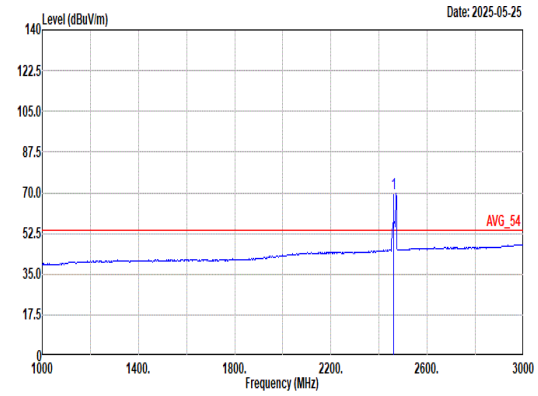 Site : 03CH11-HY Condition: AVG_54 3m 9120D_01620_240828 VERTICAL : RBW:1000.000kHz VBW:2.200kHz SWT:Auto Freq Level Limit Line Margin Read Level Ant Factor Cable Loss Preamp Factor Aux Factor APos TPos Remark MHz dBuV/m dBuV/m dB dBuV dB/m dB dB dB cm deg 1 2462.00 69.57 ------ ------ 58.11 27.70 6.86 33.13 10.03 400 233 AVERAGE

Mode	15	
	Harmonic	
	2400-2483.5_802.11ax HE20_CH11_26/8 RU_2462MHz	
ANT	1	
Pol.	Horizontal	Vertical
Peak Avg	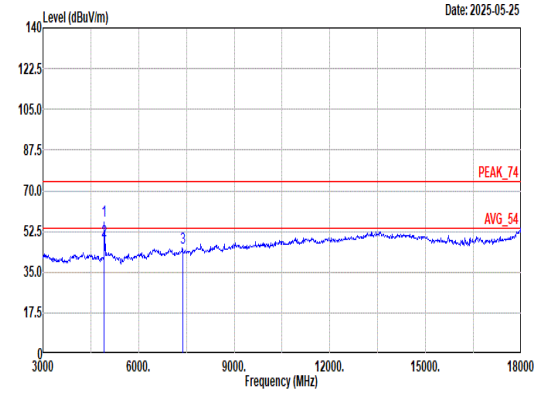 Site : 03CH11-HY Condition: PEAK_74 3m 9120D_01620_240828 HORIZONTAL Freq Level Limit Line Margin Read Level Ant Factor Cable Loss Preamp Factor Aux Factor APos TPos Remark MHz dBuV/m dBuV/m dB dBuV dB/m dB dB dB cm deg 1 4924.00 57.31 74.00 -16.69 79.66 32.90 10.85 66.66 0.56 100 61 PEAK 2 4924.00 48.82 54.00 -5.18 71.17 32.90 10.85 66.66 0.56 100 61 AVERAGE 3 7386.00 45.26 74.00 -28.74 60.56 36.48 13.79 65.86 0.29 -- -- PEAK	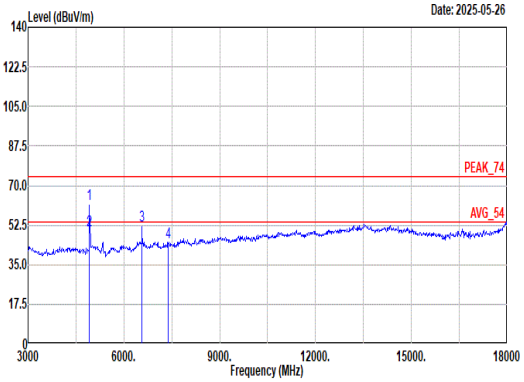 Site : 03CH11-HY Condition: PEAK_74 3m 9120D_01620_240828 VERTICAL Freq Level Limit Line Margin Read Level Ant Factor Cable Loss Preamp Factor Aux Factor APos TPos Remark MHz dBuV/m dBuV/m dB dBuV dB/m dB dB dB cm deg 1 4924.00 61.78 74.00 -12.22 84.13 32.90 10.85 66.66 0.56 100 155 PEAK 2 4924.00 50.35 54.00 -3.65 72.70 32.90 10.85 66.66 0.56 100 155 AVERAGE 3 6565.00 52.53 ------ ------ 68.57 35.49 13.11 64.96 0.32 100 178 PEAK 4 7386.00 44.89 74.00 -29.11 60.19 36.48 13.79 65.86 0.29 -- -- PEAK

Remark: The unwanted signal at 6565MHz can be ignored as it falls within the non-restricted band and meets the requirements of FCC 15.247 (d), RSS-247 section 5.5, LP0002 section 4.1.10.5.

Mode	15	
	Harmonic	
	2400-2483.5_802.11ax HE20_CH11_26/8 RU_2462MHz	
ANT	1	
Pol.	Horizontal	Vertical
14.47G ~14.5G Avg	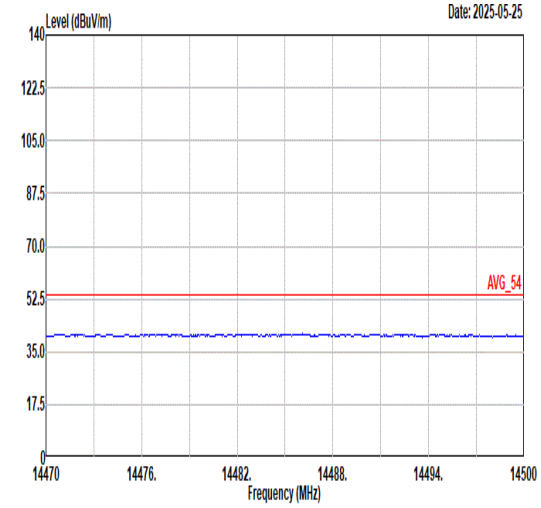 Site : 03CH11-HY Condition: AVG_54 3m 9120D_01620_240828 HORIZONTAL	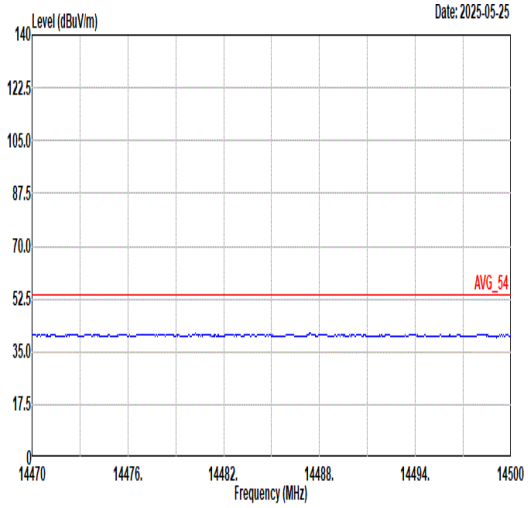 Site : 03CH11-HY Condition: AVG_54 3m 9120D_01620_240828 VERTICAL
17.7G ~18G Avg	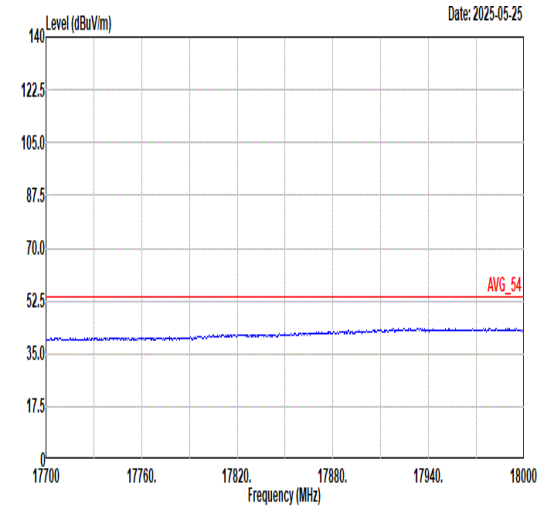 Site : 03CH11-HY Condition: AVG_54 3m 9120D_01620_240828 HORIZONTAL	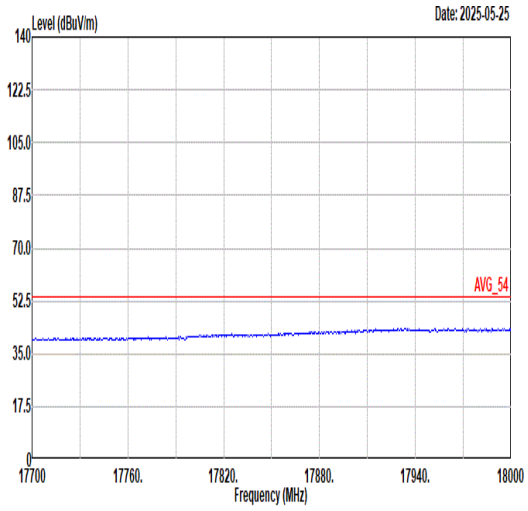 Site : 03CH11-HY Condition: AVG_54 3m 9120D_01620_240828 VERTICAL

Mode	16	
	Band Edge	
	2400-2483.5_802.11ax HE20_CH01_52/37 RU_2412MHz	
ANT	1	
Pol.	Horizontal	Fundamental
Peak	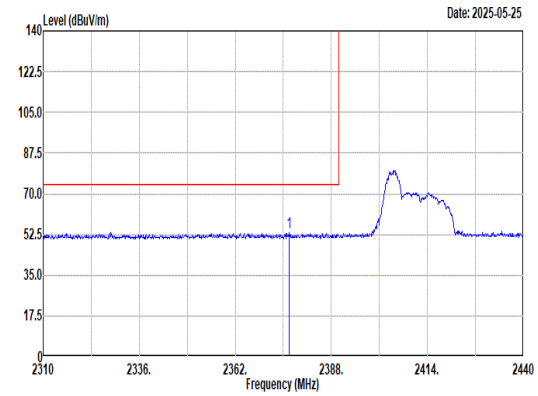 Site : 03CH11-HY Condition: PEAK_BE_74 3m 9120D_01620_240828 HORIZONTAL : RBW:1000.000kHz VBW:3000.000kHz SWT:Auto Freq Level Limit Line Margin Read Level Ant Factor Cable Loss Preamp Factor Aux Factor APos TPos Remark MHz dBuV/m dBuV/m dB dBuV dB/m dB dB dB cm deg 1 2376.56 53.45 74.00 -20.55 42.66 27.20 6.78 33.21 10.02 118 73 PEAK	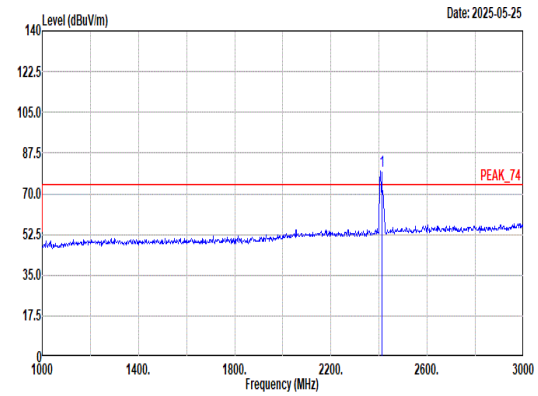 Site : 03CH11-HY Condition: PEAK_74 3m 9120D_01620_240828 HORIZONTAL : RBW:1000.000kHz VBW:3000.000kHz SWT:Auto Freq Level Limit Line Margin Read Level Ant Factor Cable Loss Preamp Factor Aux Factor APos TPos Remark MHz dBuV/m dBuV/m dB dBuV dB/m dB dB dB cm deg 1 2412.00 79.59 ------ ------ 68.53 27.40 6.82 33.19 10.03 118 73 PEAK
Avg	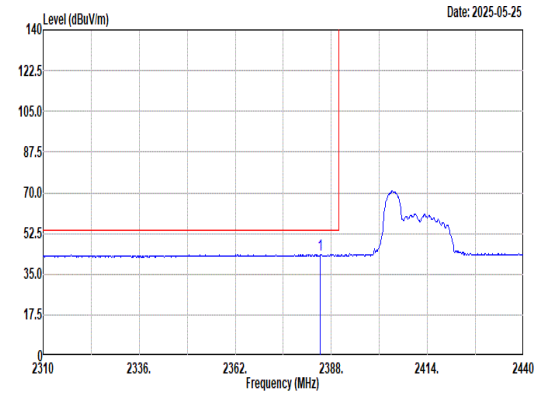 Site : 03CH11-HY Condition: AVG_BE_54 3m 9120D_01620_240828 HORIZONTAL : RBW:1000.000kHz VBW:2.400kHz SWT:Auto Freq Level Limit Line Margin Read Level Ant Factor Cable Loss Preamp Factor Aux Factor APos TPos Remark MHz dBuV/m dBuV/m dB dBuV dB/m dB dB dB cm deg 1 2385.01 43.50 54.00 -10.50 32.63 27.25 6.80 33.21 10.03 118 73 AVERAGE	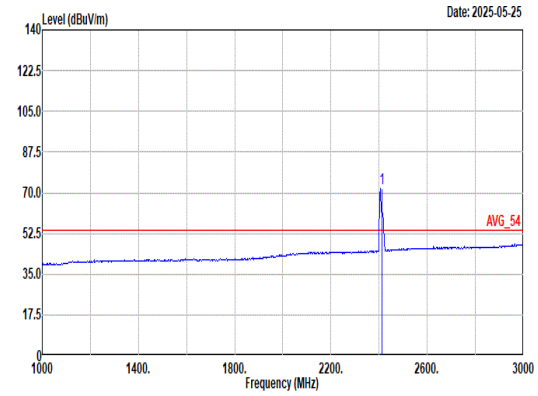 Site : 03CH11-HY Condition: AVG_54 3m 9120D_01620_240828 HORIZONTAL : RBW:1000.000kHz VBW:2.400kHz SWT:Auto Freq Level Limit Line Margin Read Level Ant Factor Cable Loss Preamp Factor Aux Factor APos TPos Remark MHz dBuV/m dBuV/m dB dBuV dB/m dB dB dB cm deg 1 2412.00 71.88 ------ ------ 60.82 27.40 6.82 33.19 10.03 118 73 AVERAGE