Mode	66	
	Harmonic	
	U-NII-3_5.725-5.85_802.11ax HE20_CH149_26/0 RU_5745MHz	
ANT	1	
Pol.	Horizontal	Vertical
14.47G ~14.5G Avg	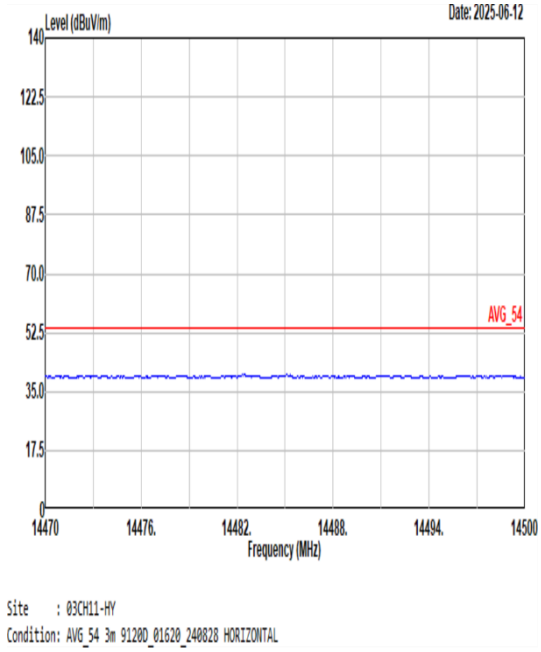	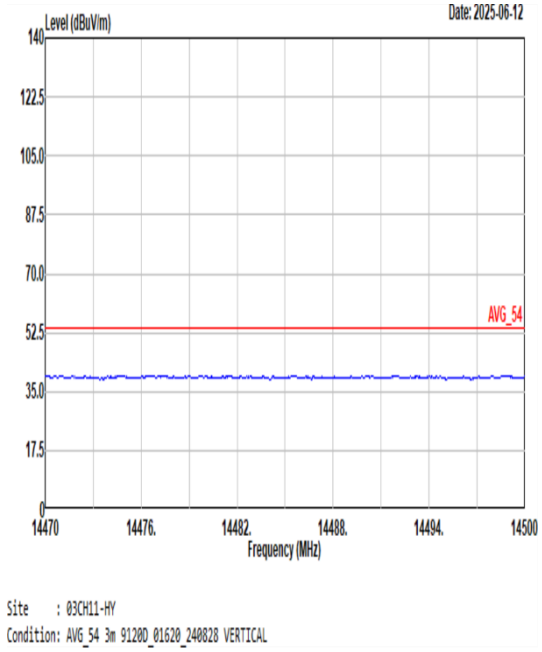
17.7G ~18G Avg	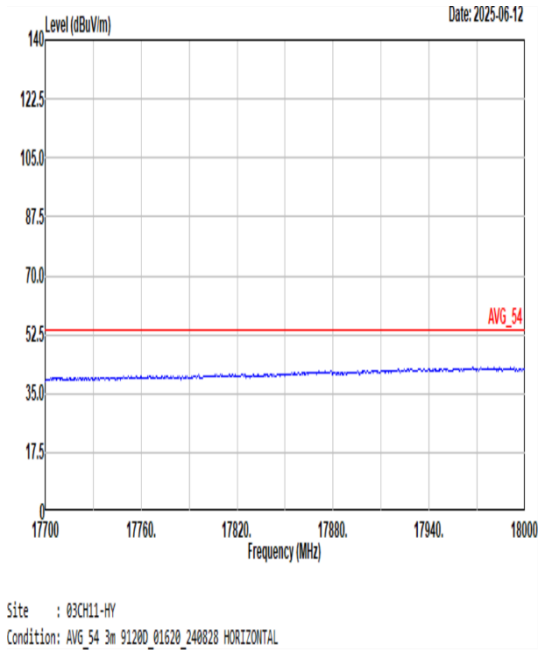	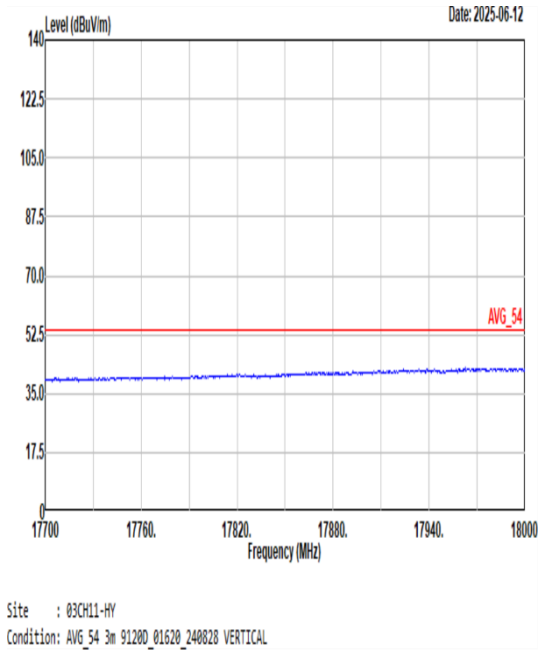

Mode	67
	Band Edge - L
	U-NII-3_5.725-5.85_802.11ax HE20_CH157_26/4 RU_5785MHz
ANT	1

Pol.	Horizontal	Fundamental
Peak	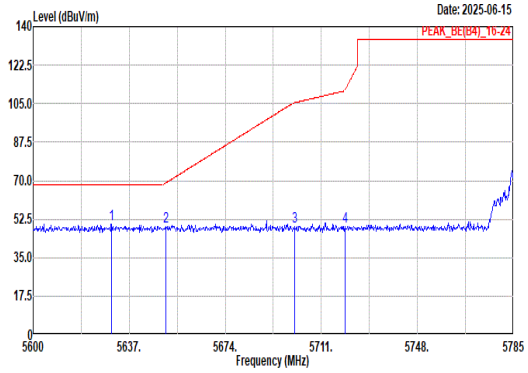 Site : 03CH11-HY Condition: PEAK_BE(B4)_16-24 3m 9120D_01620_240828 HORIZONTAL : RBW:1000.000kHz VBW:3000.000kHz SWT:Auto Freq Level Limit Line Margin Read Level Ant Factor Cable Loss Preamp Factor Aux Factor APos TPos Remark MHz dBuV/m dBuV/m dB dBuV dB/m dB dB dB cm deg 1 5630.16 50.36 68.20 -17.84 39.85 32.92 10.37 32.78 0.00 154 110 Peak 2 5651.06 49.07 68.99 -19.92 38.52 33.01 10.33 32.79 0.00 154 110 Peak 3 5700.83 49.11 105.43 -56.32 38.27 33.40 10.25 32.81 0.00 154 110 Peak 4 5720.07 49.19 110.95 -61.76 38.34 33.44 10.22 32.81 0.00 154 110 Peak	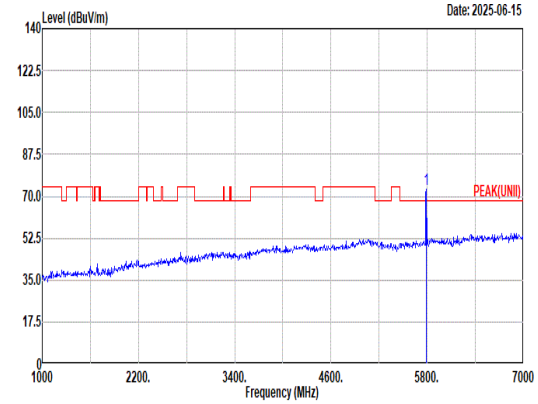 Site : 03CH11-HY Condition: PEAK(UNII) 3m 9120D_01620_240828 HORIZONTAL : RBW:1000.000kHz VBW:3000.000kHz SWT:Auto Freq Level Limit Line Margin Read Level Ant Factor Cable Loss Preamp Factor Aux Factor APos TPos Remark MHz dBuV/m dBuV/m dB dBuV dB/m dB dB dB cm deg 1 5785.00 72.88 ------ ------ 61.97 33.65 10.10 32.84 0.00 154 110 Peak
Avg	Blank	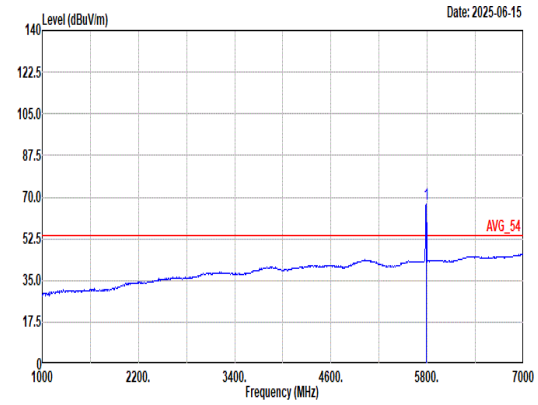 Site : 03CH11-HY Condition: AVG_54 3m 9120D_01620_240828 HORIZONTAL : RBW:1000.000kHz VBW:2.200kHz SWT:Auto Freq Level Limit Line Margin Read Level Ant Factor Cable Loss Preamp Factor Aux Factor APos TPos Remark MHz dBuV/m dBuV/m dB dBuV dB/m dB dB dB cm deg 1 5785.00 66.84 ------ ------ 55.93 33.65 10.10 32.84 0.00 154 110 Average

Mode	67	
	Band Edge - R	
	U-NII-3_5.725-5.85_802.11ax HE20_CH157_26/4 RU_5785MHz	
ANT	1	
Pol.	Horizontal	Fundamental
Peak	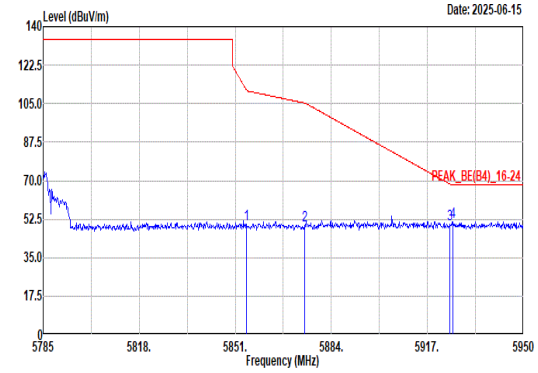 Site : 03CH11-HY Condition: PEAK_BE(B4)_16-24 3m 9120D_01620_240828 HORIZONTAL : RBW:1000.000kHz VBW:3000.000kHz SWT:Auto Limit Read Ant Cable Preamp Aux APos TPos Freq Level Line Margin Level Factor Loss Factor Factor Remark MHz dBuV/m dBuV/m dB dBuV dB/m dB dB dB cm deg 1 5854.96 50.32 110.89 -60.57 38.90 34.02 10.26 32.86 0.00 154 110 Peak 2 5874.93 49.86 105.22 -55.36 38.31 34.10 10.32 32.87 0.00 154 110 Peak 3 5924.76 50.01 68.38 -18.37 38.22 34.20 10.48 32.89 0.00 154 110 Peak 4 5925.75 51.37 68.20 -16.83 39.58 34.20 10.48 32.89 0.00 154 110 Peak	Blank

Mode	67	
	Band Edge - L	
	U-NII-3_5.725-5.85_802.11ax HE20_CH157_26/4 RU_5785MHz	
ANT	1	
Pol.	Vertical	Fundamental
Peak	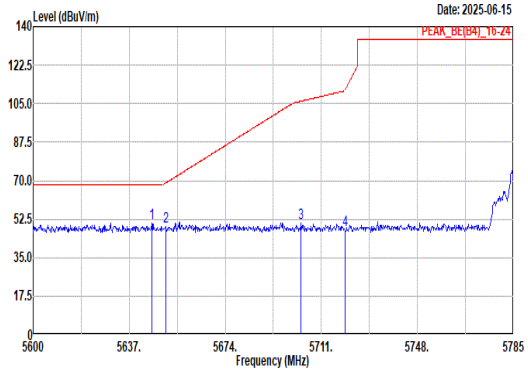 Site : 03CH11-HY Condition: PEAK_BE(B4)_16-24 3m 9120D_01620_240828 VERTICAL : RBW:1000.000kHz VBW:3000.000kHz SWT:Auto Freq Level Limit Line Margin Read Level Ant Factor Cable Loss Preamp Factor Aux Factor APos TPos Remark MHz dBuV/m dBuV/m dB dBuV dB/m dB dB dB cm deg 1 5645.70 50.61 68.20 -17.59 40.08 32.98 10.34 32.79 0.00 400 134 Peak 2 5651.25 49.20 69.13 -19.93 38.65 33.01 10.33 32.79 0.00 400 134 Peak 3 5703.23 50.62 106.11 -55.49 39.78 33.41 10.24 32.81 0.00 400 134 Peak 4 5720.07 47.66 110.95 -63.29 36.81 33.44 10.22 32.81 0.00 400 134 Peak	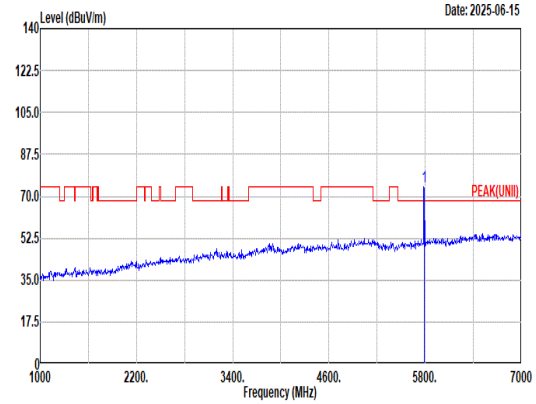 Site : 03CH11-HY Condition: PEAK(UNII) 3m 9120D_01620_240828 VERTICAL : RBW:1000.000kHz VBW:3000.000kHz SWT:Auto Freq Level Limit Line Margin Read Level Ant Factor Cable Loss Preamp Factor Aux Factor APos TPos Remark MHz dBuV/m dBuV/m dB dBuV dB/m dB dB dB cm deg 1 5785.00 73.74 ------ ------ 62.84 33.63 10.11 32.84 0.00 400 134 Peak
Avg	Blank	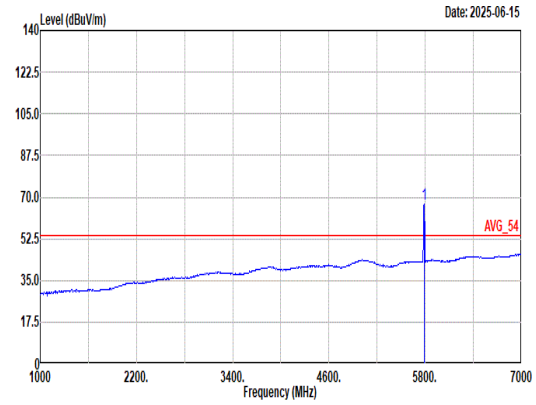 Site : 03CH11-HY Condition: AVG_54 3m 9120D_01620_240828 VERTICAL : RBW:1000.000kHz VBW:2.200kHz SWT:Auto Freq Level Limit Line Margin Read Level Ant Factor Cable Loss Preamp Factor Aux Factor APos TPos Remark MHz dBuV/m dBuV/m dB dBuV dB/m dB dB dB cm deg 1 5785.00 66.92 ------ ------ 56.01 33.65 10.10 32.84 0.00 400 134 Average

Mode	67	
	Band Edge - R	
	U-NII-3_5.725-5.85_802.11ax HE20_CH157_26/4 RU_5785MHz	
ANT	1	
Pol.	Vertical	Fundamental
Peak	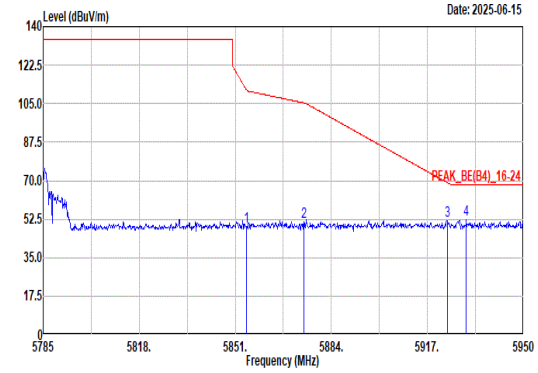 Site : 03CH11-HY Condition: PEAK_BE(B4)_16-24 3m 9120D_01620_240828 VERTICAL : RBW:1000.000kHz VBW:3000.000kHz SWT:Auto Limit Read Ant Cable Preamp Aux APos TPos Freq Level Line Margin Level Factor Loss Factor Factor Remark MHz dBuV/m dBuV/m dB dBuV dB/m dB dB dB cm deg 1 5854.96 49.16 110.89 -61.73 37.74 34.02 10.26 32.86 0.00 400 134 Peak 2 5874.60 51.46 105.31 -53.85 39.91 34.10 10.32 32.87 0.00 400 134 Peak 3 5923.77 51.93 69.11 -17.18 40.14 34.20 10.48 32.89 0.00 400 134 Peak 4 5930.37 52.17 68.20 -16.03 40.36 34.20 10.50 32.89 0.00 400 134 Peak	Blank

Mode	67	
	Harmonic	
	U-NII-3_5.725-5.85_802.11ax HE20_CH157_26/4 RU_5785MHz	
ANT	1	
Pol.	Horizontal	Vertical
Peak Avg	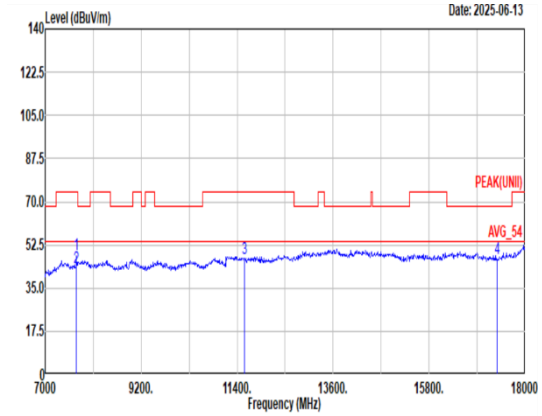 Site : 03CH11-HY Condition: PEAK(UNII) 3m 9120D_01620_240828 HORIZONTAL Freq Level Limit Line Margin Read Level Ant Factor Cable Loss Preamp Factor Aux Factor APos TPos Remark MHz dBuV/m dBuV/m dB dBuV dB/m dB dB dB cm deg 1 7715.00 48.78 74.00 -25.22 63.54 36.36 14.16 66.09 0.81 103 229 Peak 2 7715.00 43.35 54.00 -10.65 58.11 36.36 14.16 66.09 0.81 103 229 Average 3 11570.00 47.07 74.00 -26.93 56.55 38.68 17.55 66.07 0.36 -- -- Peak 4 17355.00 47.04 68.20 -21.16 52.52 38.50 21.65 66.08 0.45 -- -- Peak	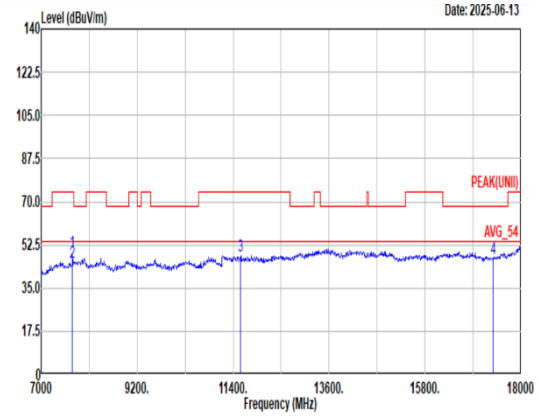 Site : 03CH11-HY Condition: PEAK(UNII) 3m 9120D_01620_240828 VERTICAL Freq Level Limit Line Margin Read Level Ant Factor Cable Loss Preamp Factor Aux Factor APos TPos Remark MHz dBuV/m dBuV/m dB dBuV dB/m dB dB dB cm deg 1 7715.00 49.91 74.00 -24.09 64.67 36.36 14.16 66.09 0.81 397 203 Peak 2 7715.00 45.67 54.00 -8.33 60.43 36.36 14.16 66.09 0.81 397 203 Average 3 11570.00 47.81 74.00 -26.19 57.29 38.68 17.55 66.07 0.36 -- -- Peak 4 17355.00 47.21 68.20 -20.99 52.69 38.50 21.65 66.08 0.45 -- -- Peak

Mode	67	
	Harmonic	
	U-NII-3_5.725-5.85_802.11ax HE20_CH157_26/4 RU_5785MHz	
ANT	1	
Pol.	Horizontal	Vertical
14.47G ~14.5G Avg	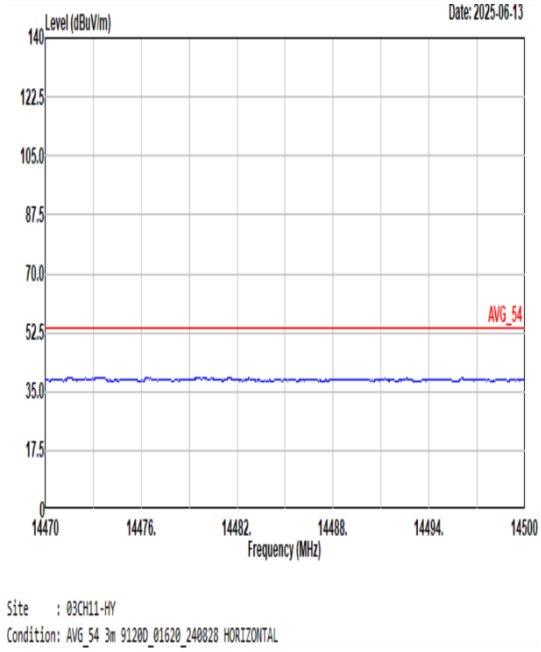	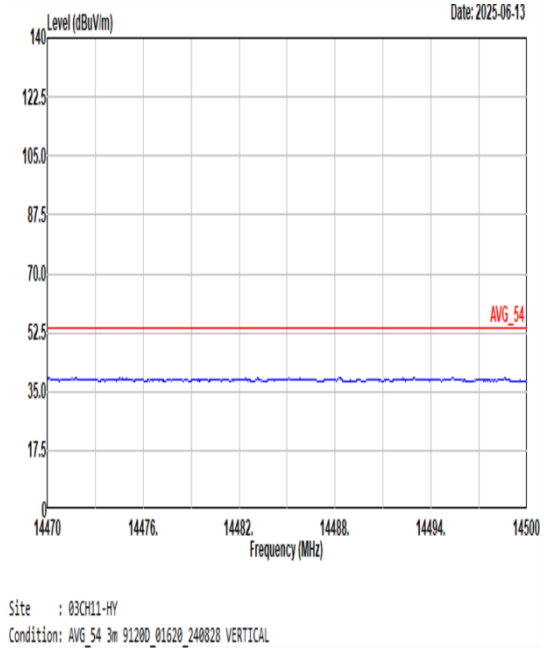
17.7G ~18G Avg	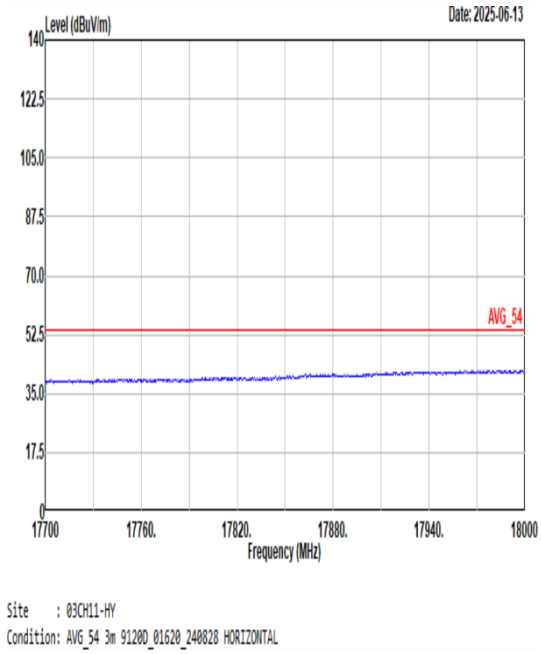	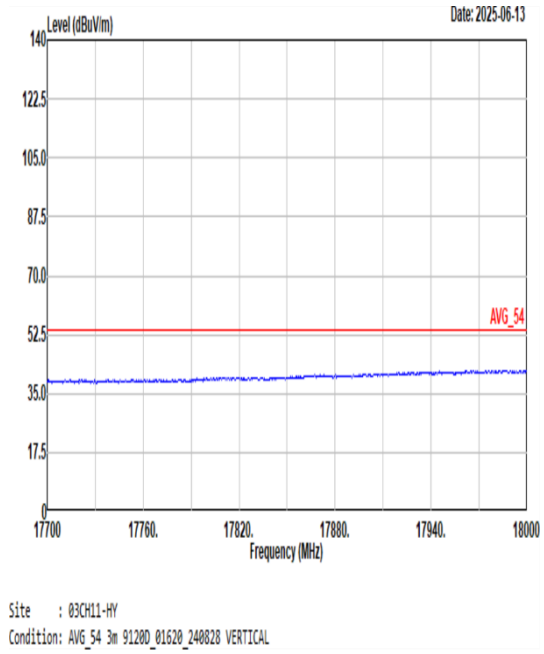

Mode	68
	Band Edge
	U-NII-3_5.725-5.85_802.11ax HE20_CH165_26/8 RU_5825MHz
ANT	1

Pol.	Horizontal	Fundamental
Peak	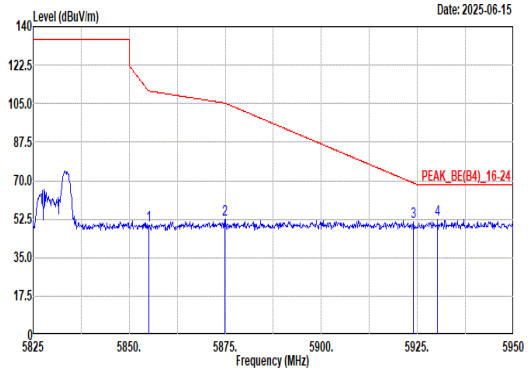 Site : 03CH11-HY Condition: PEAK_BE(B4)_16-24 3m 9120D_01620_240828 HORIZONTAL : RBW:1000.000kHz VBW:3000.000kHz SWT:Auto Freq Level Limit Line Margin Read Level Ant Factor Cable Loss Preamp Factor Aux Factor APos TPos Remark MHz dBuV/m dBuV/m dB dBuV dB/m dB dB dB cm deg 1 5855.00 49.71 110.80 -61.09 38.29 34.02 10.26 32.86 0.00 140 111 Peak 2 5874.88 52.42 105.23 -52.81 40.87 34.10 10.32 32.87 0.00 140 111 Peak 3 5923.88 51.46 69.03 -17.57 39.67 34.20 10.48 32.89 0.00 140 111 Peak 4 5930.25 52.33 68.20 -15.87 40.52 34.20 10.50 32.89 0.00 140 111 Peak	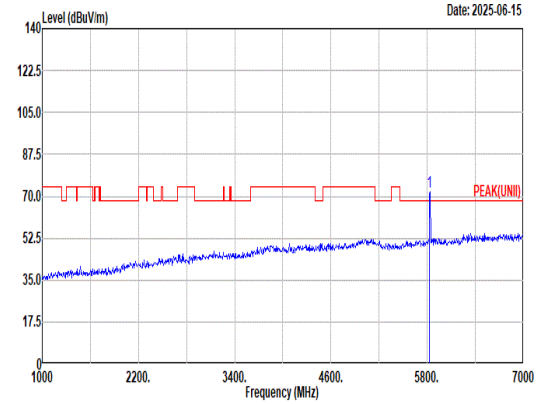 Site : 03CH11-HY Condition: PEAK(UNII) 3m 9120D_01620_240828 HORIZONTAL : RBW:1000.000kHz VBW:3000.000kHz SWT:Auto Freq Level Limit Line Margin Read Level Ant Factor Cable Loss Preamp Factor Aux Factor APos TPos Remark MHz dBuV/m dBuV/m dB dBuV dB/m dB dB dB cm deg 1 5825.00 71.96 ------ ------ 60.70 33.92 10.20 32.86 0.00 140 111 Peak
Avg	Blank	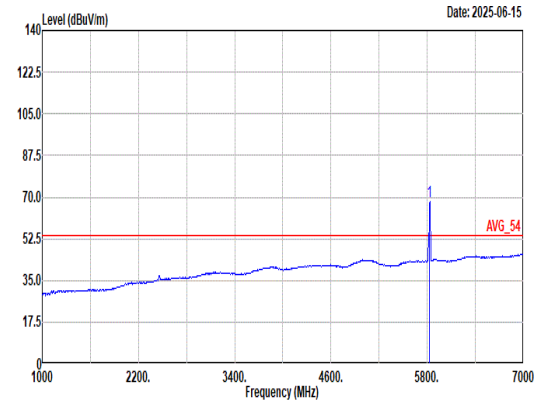 Site : 03CH11-HY Condition: AVG_54 3m 9120D_01620_240828 HORIZONTAL : RBW:1000.000kHz VBW:2.200kHz SWT:Auto Freq Level Limit Line Margin Read Level Ant Factor Cable Loss Preamp Factor Aux Factor APos TPos Remark MHz dBuV/m dBuV/m dB dBuV dB/m dB dB dB cm deg 1 5825.00 68.03 ------ ------ 56.77 33.92 10.20 32.86 0.00 140 111 Average

Mode	68	
	Band Edge	
	U-NII-3_5.725-5.85_802.11ax HE20_CH165_26/8 RU_5825MHz	
ANT	1	
Pol.	Vertical	Fundamental
Peak	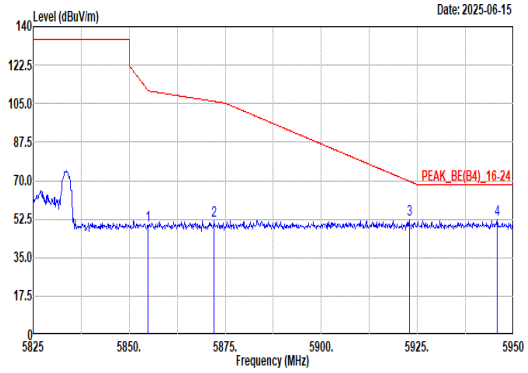 Site : 03CH11-HY Condition: PEAK_BE(B4)_16-24 3m 9120D_01620_240828 VERTICAL : RBW:1000.000kHz VBW:3000.000kHz SWT:Auto Freq Level Limit Line Margin Read Level Ant Factor Cable Loss Preamp Factor Aux Factor APos TPos Remark MHz dBuV/m dBuV/m dB dBuV dB/m dB dB dB cm deg 1 5854.88 49.85 111.08 -61.23 38.43 34.02 10.26 32.86 0.00 314 118 Peak 2 5872.13 51.68 106.00 -54.32 40.15 34.09 10.31 32.87 0.00 314 118 Peak 3 5922.88 52.44 69.77 -17.33 40.66 34.20 10.47 32.89 0.00 314 118 Peak 4 5945.75 52.13 68.20 -16.07 40.28 34.20 10.55 32.90 0.00 314 118 Peak	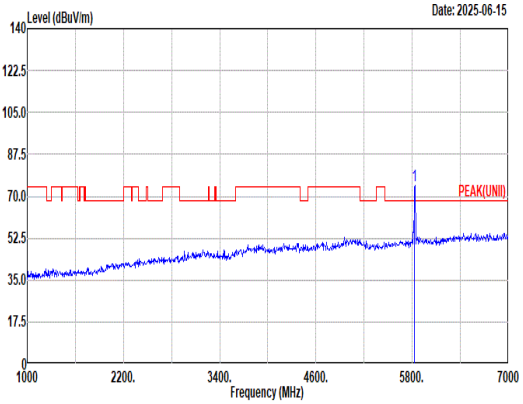 Site : 03CH11-HY Condition: PEAK(UNII) 3m 9120D_01620_240828 VERTICAL : RBW:1000.000kHz VBW:3000.000kHz SWT:Auto Freq Level Limit Line Margin Read Level Ant Factor Cable Loss Preamp Factor Aux Factor APos TPos Remark MHz dBuV/m dBuV/m dB dBuV dB/m dB dB dB cm deg 1 5825.00 74.58 ------ ------ 63.32 33.92 10.20 32.86 0.00 314 118 Peak
Avg	Blank	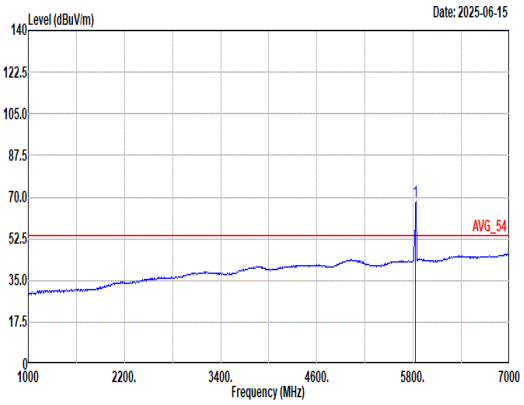 Site : 03CH11-HY Condition: AVG_54 3m 9120D_01620_240828 VERTICAL : RBW:1000.000kHz VBW:2.200kHz SWT:Auto Freq Level Limit Line Margin Read Level Ant Factor Cable Loss Preamp Factor Aux Factor APos TPos Remark MHz dBuV/m dBuV/m dB dBuV dB/m dB dB dB cm deg 1 5825.00 68.16 ------ ------ 56.90 33.92 10.20 32.86 0.00 314 118 Average

Mode	68	
	Harmonic	
	U-NII-3_5.725-5.85_802.11ax HE20_CH165_26/8 RU_5825MHz	
ANT	1	
Pol.	Horizontal	Vertical
Peak Avg	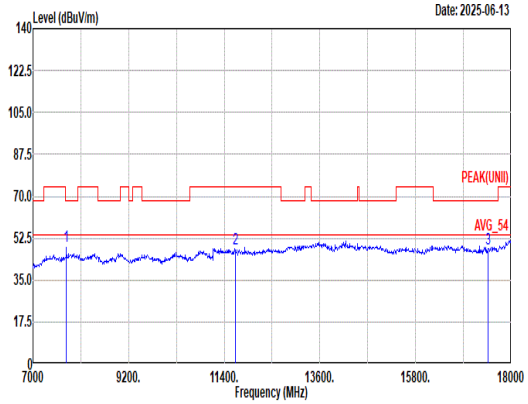 Site : 03CH11-HY Condition: PEAK(UNII) 3m 9120D_01620_240828 HORIZONTAL Freq Level Limit Line Margin Read Level Ant Factor Cable Loss Preamp Factor Aux Factor APos TPos Remark MHz dBuV/m dBuV/m dB dBuV dB/m dB dB dB cm deg 1 7770.00 48.90 68.20 -19.30 63.41 36.58 14.20 66.11 0.82 400 262 Peak 2 11650.00 47.89 74.00 -26.11 57.54 38.40 17.62 66.04 0.37 -- -- Peak 3 17475.00 47.86 68.20 -20.34 53.35 38.50 21.73 66.18 0.46 -- -- Peak	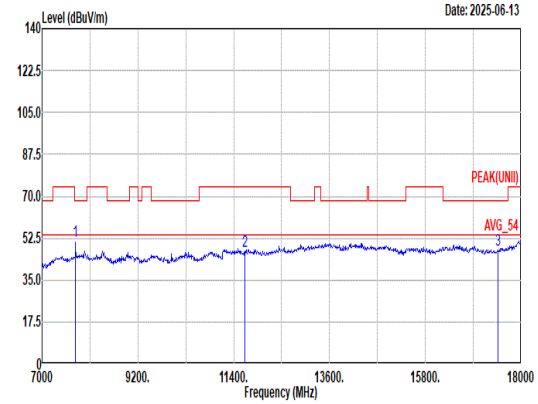 Site : 03CH11-HY Condition: PEAK(UNII) 3m 9120D_01620_240828 VERTICAL Freq Level Limit Line Margin Read Level Ant Factor Cable Loss Preamp Factor Aux Factor APos TPos Remark MHz dBuV/m dBuV/m dB dBuV dB/m dB dB dB cm deg 1 7770.00 51.18 68.20 -17.02 65.69 36.58 14.20 66.11 0.82 238 150 Peak 2 11650.00 46.79 74.00 -27.21 56.44 38.40 17.62 66.04 0.37 -- -- Peak 3 17475.00 47.75 68.20 -20.45 53.24 38.50 21.73 66.18 0.46 -- -- Peak

Mode	68	
	Harmonic	
	U-NII-3_5.725-5.85_802.11ax HE20_CH165_26/8 RU_5825MHz	
ANT	1	
Pol.	Horizontal	Vertical
14.47G ~14.5G Avg	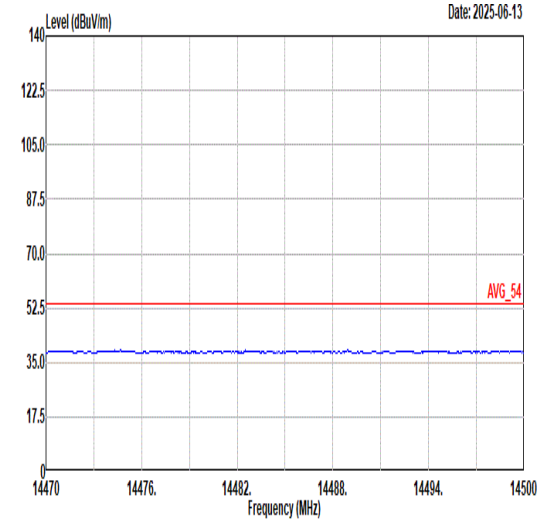 Site : 03CH11-HY Condition: AVG_54 3m 9120D_01620_240828 HORIZONTAL	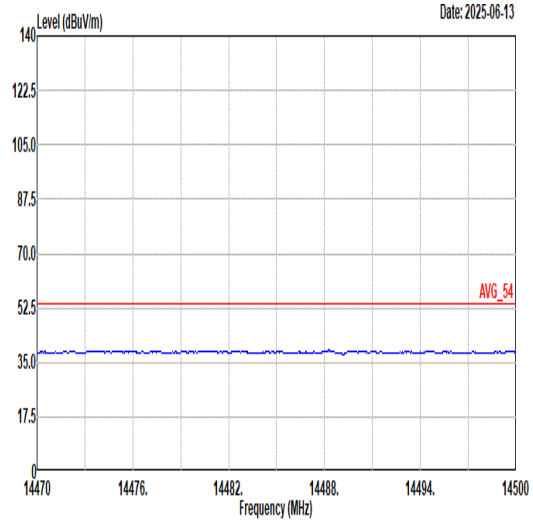 Site : 03CH11-HY Condition: AVG_54 3m 9120D_01620_240828 VERTICAL
17.7G ~18G Avg	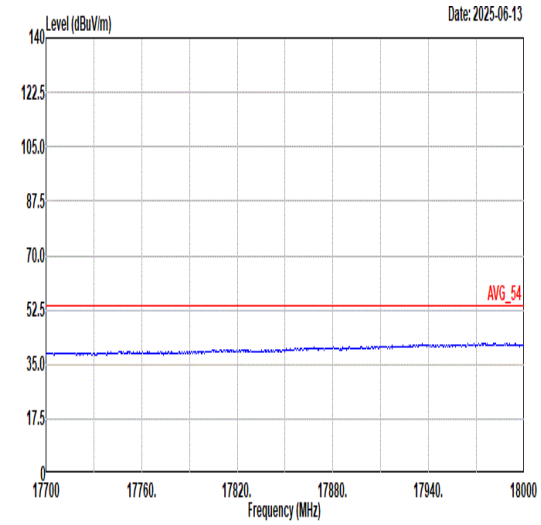 Site : 03CH11-HY Condition: AVG_54 3m 9120D_01620_240828 HORIZONTAL	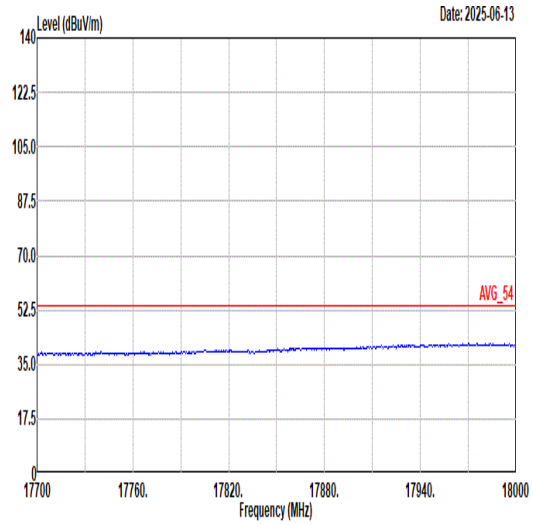 Site : 03CH11-HY Condition: AVG_54 3m 9120D_01620_240828 VERTICAL

Mode	69	
	Band Edge	
	U-NII-3_5.725-5.85_802.11ax HE20_CH149_52/37 RU_5745MHz	
ANT	1	
Pol.	Horizontal	Fundamental
Peak	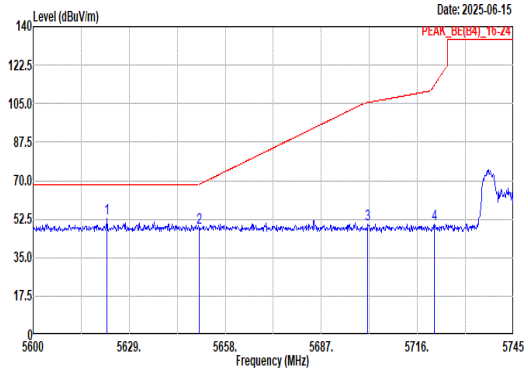 Site : 03CH11-HY Condition: PEAK_BE(B4)_16-24 3m 9120D_01620_240828 HORIZONTAL : RBW:1000.000kHz VBW:3000.000kHz SWT:Auto Freq Level Limit Line Margin Read Level Ant Factor Cable Loss Preamp Factor Aux Factor APos TPos Remark MHz dBuV/m dBuV/m dB dBuV dB/m dB dB dB cm deg 1 5622.33 52.69 68.20 -15.51 42.20 32.89 10.38 32.78 0.00 146 104 Peak 2 5650.03 48.71 68.22 -19.51 38.17 33.00 10.33 32.79 0.00 146 104 Peak 3 5701.07 50.42 105.50 -55.08 39.58 33.40 10.25 32.81 0.00 146 104 Peak 4 5721.08 49.96 113.25 -63.29 39.12 33.44 10.21 32.81 0.00 146 104 Peak	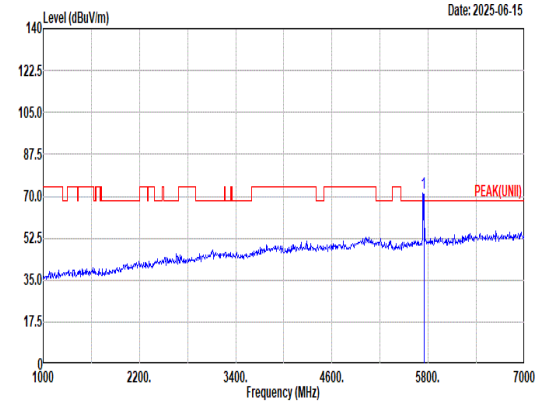 Site : 03CH11-HY Condition: PEAK(UNII) 3m 9120D_01620_240828 HORIZONTAL : RBW:1000.000kHz VBW:3000.000kHz SWT:Auto Freq Level Limit Line Margin Read Level Ant Factor Cable Loss Preamp Factor Aux Factor APos TPos Remark MHz dBuV/m dBuV/m dB dBuV dB/m dB dB dB cm deg 1 5745.00 71.24 ------ ------ 60.40 33.47 10.19 32.82 0.00 146 104 Peak
Avg	Blank	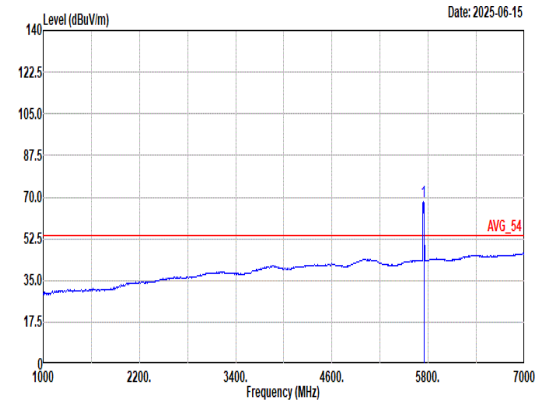 Site : 03CH11-HY Condition: AVG_54 3m 9120D_01620_240828 HORIZONTAL : RBW:1000.000kHz VBW:2.400kHz SWT:Auto Freq Level Limit Line Margin Read Level Ant Factor Cable Loss Preamp Factor Aux Factor APos TPos Remark MHz dBuV/m dBuV/m dB dBuV dB/m dB dB dB cm deg 1 5745.00 68.10 ------ ------ 57.26 33.48 10.18 32.82 0.00 146 104 Average

Mode	69	
	Band Edge	
	U-NII-3_5.725-5.85_802.11ax HE20_CH149_52/37 RU_5745MHz	
ANT	1	
Pol.	Vertical	Fundamental
Peak	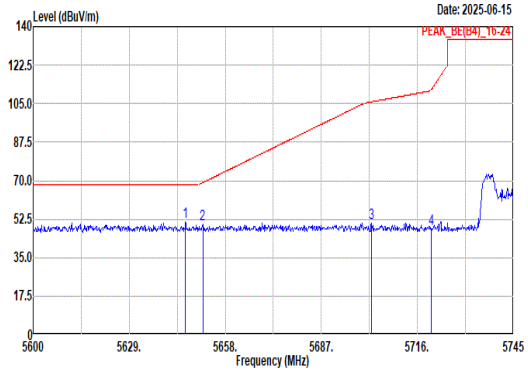 Site : 03CH11-HY Condition: PEAK_BE(B4)_16-24 3m 9120D_01620_240828 VERTICAL : RBW:1000.000kHz VBW:3000.000kHz SWT:Auto Freq Level Limit Line Margin Read Level Ant Factor Cable Loss Preamp Factor Aux Factor APos TPos Remark MHz dBuV/m dBuV/m dB dBuV dB/m dB dB dB cm deg 1 5645.97 51.49 68.20 -16.71 40.96 32.98 10.34 32.79 0.00 372 136 Peak 2 5651.19 50.24 69.08 -18.84 39.69 33.01 10.33 32.79 0.00 372 136 Peak 3 5702.08 50.55 105.78 -55.23 39.71 33.40 10.25 32.81 0.00 372 136 Peak 4 5720.21 47.86 111.27 -63.41 37.01 33.44 10.22 32.81 0.00 372 136 Peak	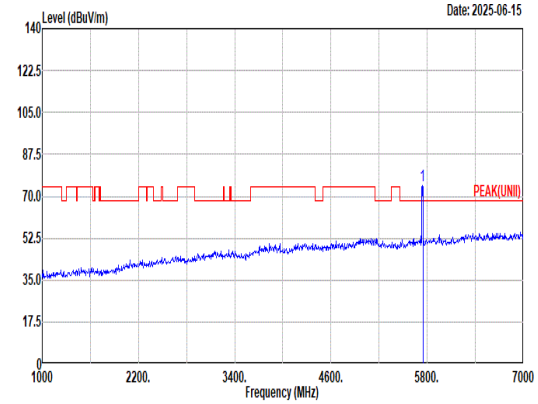 Site : 03CH11-HY Condition: PEAK(UNII) 3m 9120D_01620_240828 VERTICAL : RBW:1000.000kHz VBW:3000.000kHz SWT:Auto Freq Level Limit Line Margin Read Level Ant Factor Cable Loss Preamp Factor Aux Factor APos TPos Remark MHz dBuV/m dBuV/m dB dBuV dB/m dB dB dB cm deg 1 5745.00 74.36 ------ ------ 63.52 33.48 10.18 32.82 0.00 372 136 Peak
Avg	Blank	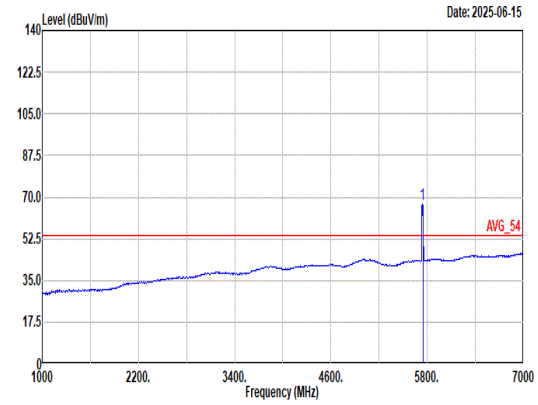 Site : 03CH11-HY Condition: AVG_54 3m 9120D_01620_240828 VERTICAL : RBW:1000.000kHz VBW:2.400kHz SWT:Auto Freq Level Limit Line Margin Read Level Ant Factor Cable Loss Preamp Factor Aux Factor APos TPos Remark MHz dBuV/m dBuV/m dB dBuV dB/m dB dB dB cm deg 1 5745.00 67.07 ------ ------ 56.23 33.48 10.18 32.82 0.00 372 136 Average

Mode	69	
	Harmonic	
	U-NII-3_5.725-5.85_802.11ax HE20_CH149_52/37 RU_5745MHz	
ANT	1	
Pol.	Horizontal	Vertical
Peak Avg	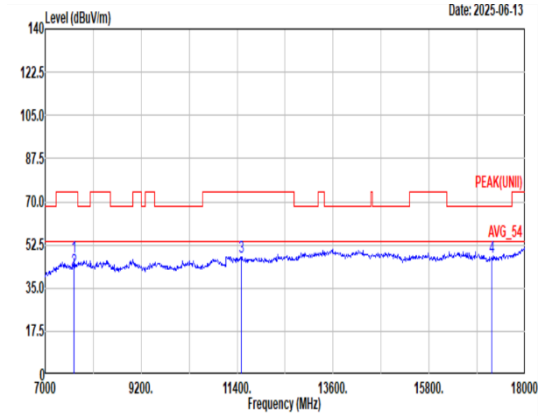 Site : 03CH11-HY Condition: PEAK(UNII) 3m 9120D_01620_240828 HORIZONTAL Freq Level Limit Line Margin Read Level Ant Factor Cable Loss Preamp Factor Aux Factor APos TPos Remark MHz dBuV/m dBuV/m dB dBuV dB/m dB dB dB cm deg 1 7660.00 47.79 74.00 -26.21 62.71 36.22 14.12 66.06 0.80 104 234 Peak 2 7660.00 42.47 54.00 -11.53 57.39 36.22 14.12 66.06 0.80 104 234 Average 3 11490.00 47.79 74.00 -26.21 57.08 38.98 17.48 66.11 0.36 -- -- Peak 4 17235.00 47.40 68.20 -20.80 53.03 38.34 21.58 65.99 0.44 -- -- Peak	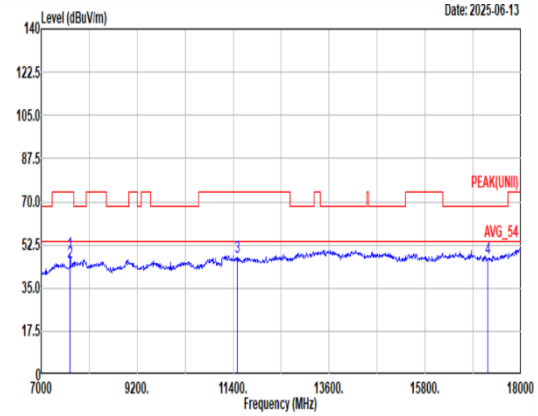 Site : 03CH11-HY Condition: PEAK(UNII) 3m 9120D_01620_240828 VERTICAL Freq Level Limit Line Margin Read Level Ant Factor Cable Loss Preamp Factor Aux Factor APos TPos Remark MHz dBuV/m dBuV/m dB dBuV dB/m dB dB dB cm deg 1 7660.00 49.31 74.00 -24.69 64.23 36.22 14.12 66.06 0.80 385 186 Peak 2 7660.00 45.48 54.00 -8.52 60.40 36.22 14.12 66.06 0.80 385 186 Average 3 11490.00 47.30 74.00 -26.70 56.59 38.98 17.48 66.11 0.36 -- -- Peak 4 17235.00 46.95 68.20 -21.25 52.58 38.34 21.58 65.99 0.44 -- -- Peak

Mode	69	
	Harmonic	
	U-NII-3_5.725-5.85_802.11ax HE20_CH149_52/37 RU_5745MHz	
ANT	1	
Pol.	Horizontal	Vertical
14.47G ~14.5G Avg	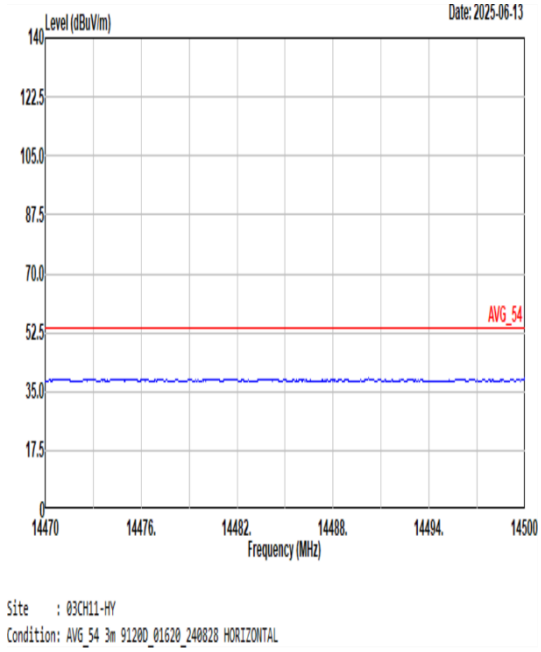	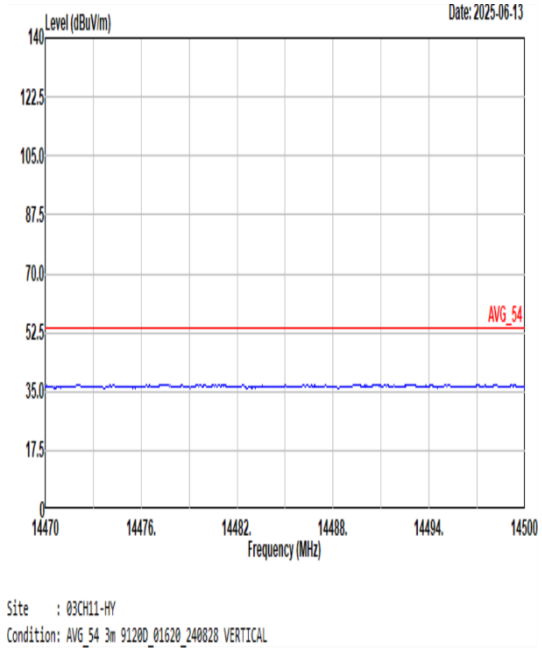
17.7G ~18G Avg	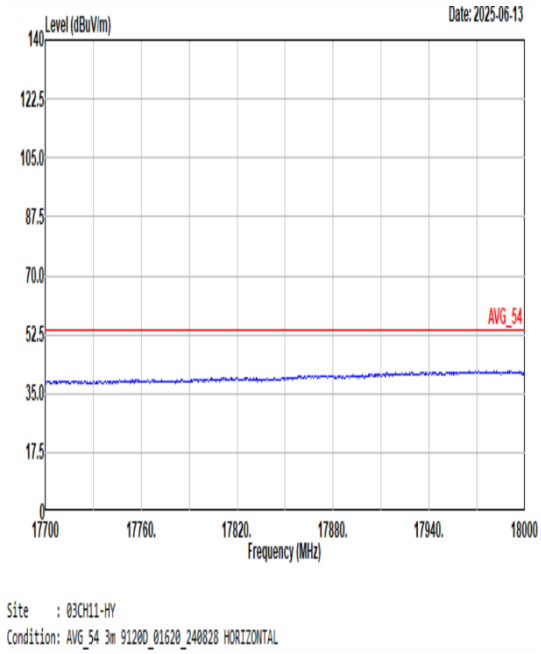	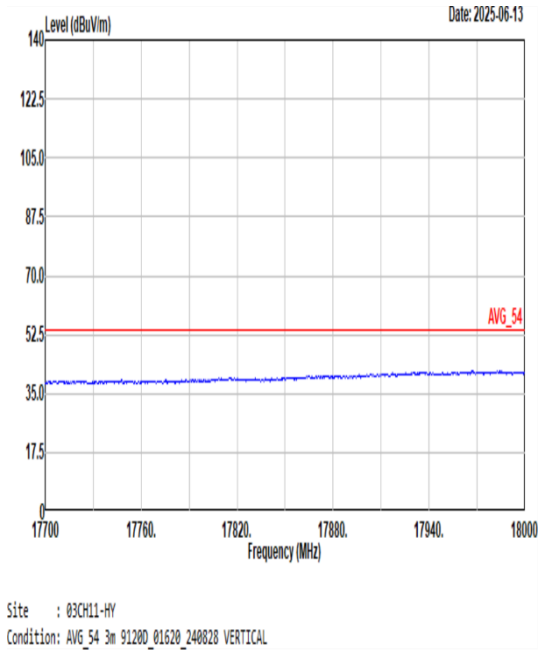

Mode	70	
	Band Edge - L	
	U-NII-3_5.725-5.85_802.11ax HE20_CH157_52/38 RU_5785MHz	
ANT	1	
Pol.	Horizontal	Fundamental
Peak	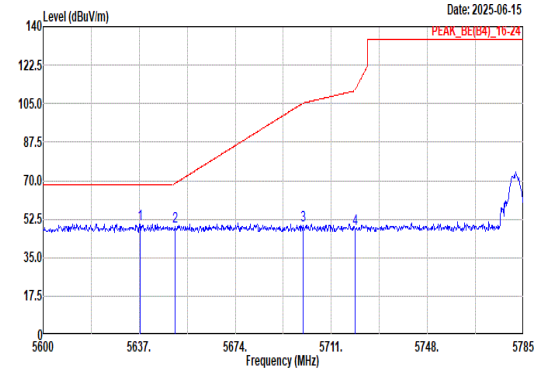 Site : 03CH11-HY Condition: PEAK_BE(B4)_16-24 3m 9120D_01620_240828 HORIZONTAL : RBW:1000.000kHz VBW:3000.000kHz SWT:Auto Freq Level Limit Line Margin Read Level Ant Factor Cable Loss Preamp Factor Aux Factor APos TPos Remark MHz dBuV/m dBuV/m dB dBuV dB/m dB dB dB cm deg 1 5637.37 50.39 68.20 -17.81 39.86 32.95 10.36 32.78 0.00 144 105 Peak 2 5650.69 49.23 68.71 -19.48 38.68 33.01 10.33 32.79 0.00 144 105 Peak 3 5700.27 49.74 105.28 -55.54 38.90 33.40 10.25 32.81 0.00 144 105 Peak 4 5720.07 48.20 110.95 -62.75 37.35 33.44 10.22 32.81 0.00 144 105 Peak	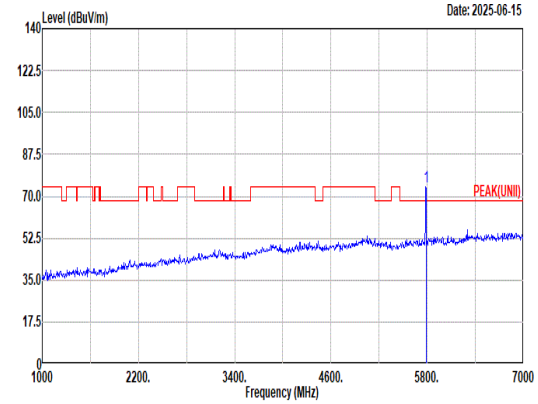 Site : 03CH11-HY Condition: PEAK(UNII) 3m 9120D_01620_240828 HORIZONTAL : RBW:1000.000kHz VBW:3000.000kHz SWT:Auto Freq Level Limit Line Margin Read Level Ant Factor Cable Loss Preamp Factor Aux Factor APos TPos Remark MHz dBuV/m dBuV/m dB dBuV dB/m dB dB dB cm deg 1 5785.00 73.90 ------ ------ 63.00 33.63 10.11 32.84 0.00 144 105 Peak
Avg	Blank	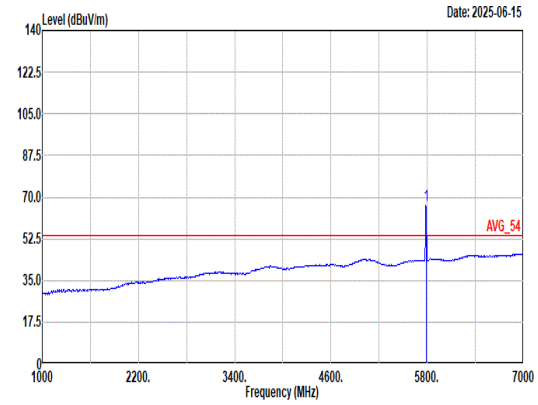 Site : 03CH11-HY Condition: AVG_54 3m 9120D_01620_240828 HORIZONTAL : RBW:1000.000kHz VBW:2.400kHz SWT:Auto Freq Level Limit Line Margin Read Level Ant Factor Cable Loss Preamp Factor Aux Factor APos TPos Remark MHz dBuV/m dBuV/m dB dBuV dB/m dB dB dB cm deg 1 5785.00 66.52 ------ ------ 55.62 33.63 10.11 32.84 0.00 144 105 Average

Mode	70	
	Band Edge - R	
	U-NII-3_5.725-5.85_802.11ax HE20_CH157_52/38 RU_5785MHz	
ANT	1	
Pol.	Horizontal	Fundamental
Peak	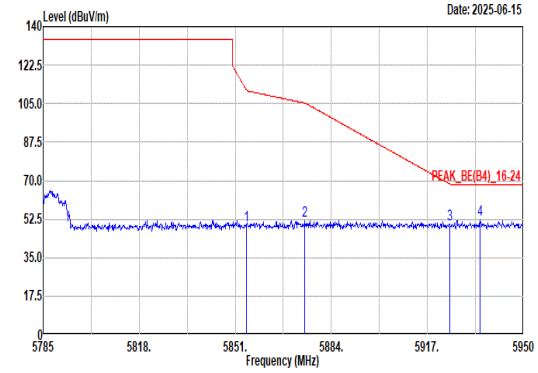 Site : 03CH11-HY Condition: PEAK_BE(B4)_16-24 3m 9120D_01620_240828 HORIZONTAL : RBW:1000.000kHz VBW:3000.000kHz SWT:Auto Limit Read Ant Cable Preamp Aux APos TPos Freq Level Line Margin Level Factor Loss Factor Factor Remark MHz dBuV/m dBuV/m dB dBuV dB/m dB dB dB cm deg 1 5854.96 49.71 110.89 -61.18 38.29 34.02 10.26 32.86 0.00 144 105 Peak 2 5874.93 51.53 105.22 -53.69 39.98 34.10 10.32 32.87 0.00 144 105 Peak 3 5924.59 50.34 68.50 -18.16 38.55 34.20 10.48 32.89 0.00 144 105 Peak 4 5934.99 52.46 68.20 -15.74 40.65 34.20 10.51 32.90 0.00 144 105 Peak	Blank

Mode	70	
	Band Edge - L	
	U-NII-3_5.725-5.85_802.11ax HE20_CH157_52/38 RU_5785MHz	
ANT	1	
Pol.	Vertical	Fundamental
Peak	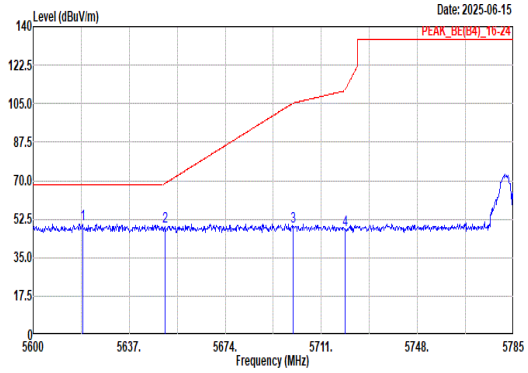 Site : 03CH11-HY Condition: PEAK_BE(B4)_16-24 3m 9120D_01620_240828 VERTICAL : RBW:1000.000kHz VBW:3000.000kHz SWT:Auto Freq Level Limit Line Margin Read Level Ant Factor Cable Loss Preamp Factor Aux Factor APos TPos Remark MHz dBuV/m dBuV/m dB dBuV dB/m dB dB dB cm deg 1 5619.06 50.39 68.20 -17.81 39.90 32.88 10.39 32.78 0.00 400 134 Peak 2 5650.69 49.38 68.71 -19.33 38.83 33.01 10.33 32.79 0.00 400 134 Peak 3 5700.27 49.03 105.28 -56.25 38.19 33.40 10.25 32.81 0.00 400 134 Peak 4 5720.07 47.74 110.95 -63.21 36.89 33.44 10.22 32.81 0.00 400 134 Peak	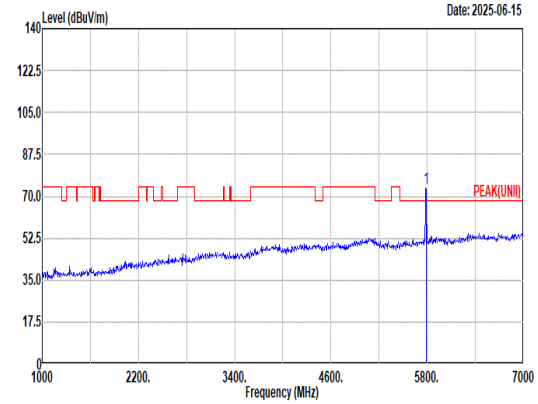 Site : 03CH11-HY Condition: PEAK(UNII) 3m 9120D_01620_240828 VERTICAL : RBW:1000.000kHz VBW:3000.000kHz SWT:Auto Freq Level Limit Line Margin Read Level Ant Factor Cable Loss Preamp Factor Aux Factor APos TPos Remark MHz dBuV/m dBuV/m dB dBuV dB/m dB dB dB cm deg 1 5785.00 73.36 ------ ------ 62.46 33.63 10.11 32.84 0.00 400 134 Peak
Avg	Blank	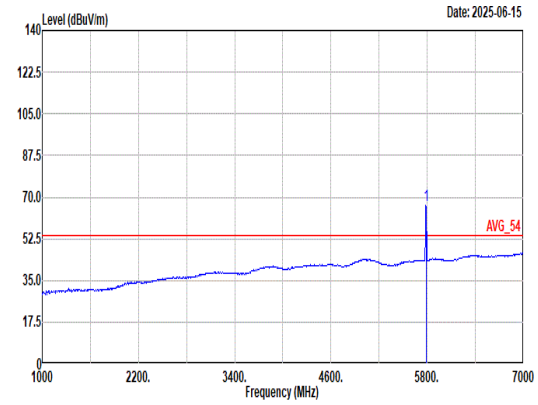 Site : 03CH11-HY Condition: AVG_54 3m 9120D_01620_240828 VERTICAL : RBW:1000.000kHz VBW:2.400kHz SWT:Auto Freq Level Limit Line Margin Read Level Ant Factor Cable Loss Preamp Factor Aux Factor APos TPos Remark MHz dBuV/m dBuV/m dB dBuV dB/m dB dB dB cm deg 1 5785.00 66.70 ------ ------ 55.80 33.63 10.11 32.84 0.00 400 134 Average

Mode	70	
	Band Edge - R	
	U-NII-3_5.725-5.85_802.11ax HE20_CH157_52/38 RU_5785MHz	
ANT	1	
Pol.	Vertical	Fundamental
Peak	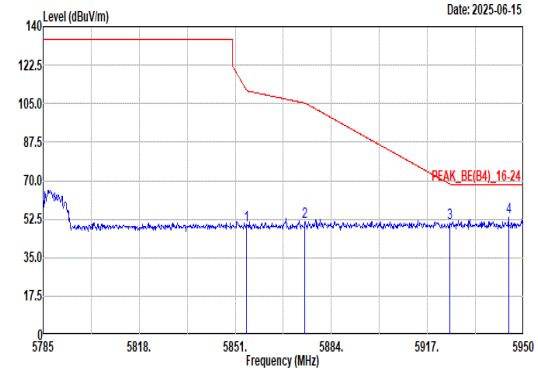 Site : 03CH11-HY Condition: PEAK_BE(B4)_16-24 3m 9120D_01620_240828 VERTICAL : RBW:1000.000kHz VBW:3000.000kHz SWT:Auto Limit Read Ant Cable Preamp Aux APos TPos Freq Level Line Margin Level Factor Loss Factor Factor Remark MHz dBuV/m dBuV/m dB dBuV dB/m dB dB dB cm deg 1 5854.96 49.76 110.89 -61.13 38.34 34.02 10.26 32.86 0.00 400 134 Peak 2 5874.93 51.28 105.22 -53.94 39.73 34.10 10.32 32.87 0.00 400 134 Peak 3 5924.76 50.88 68.38 -17.50 39.09 34.20 10.48 32.89 0.00 400 134 Peak 4 5944.89 53.14 68.20 -15.06 41.30 34.20 10.54 32.90 0.00 400 134 Peak	Blank

Mode	70	
	Harmonic	
	U-NII-3_5.725-5.85_802.11ax HE20_CH157_52/38 RU_5785MHz	
ANT	1	
Pol.	Horizontal	Vertical
Peak Avg	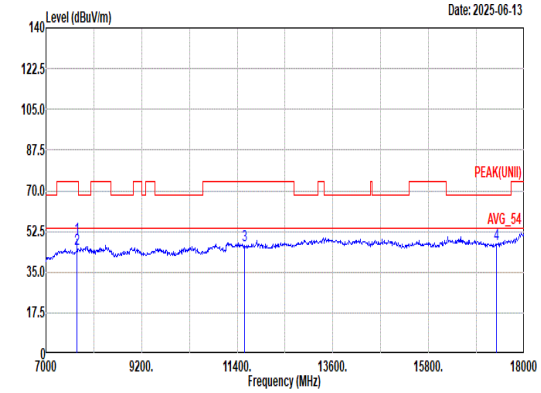 Site : 03CH11-HY Condition: PEAK(UNII) 3m 9120D_01620_240828 HORIZONTAL Freq Level Limit Line Margin Read Level Ant Factor Cable Loss Preamp Factor Aux Factor APos TPos Remark MHz dBuV/m dBuV/m dB dBuV dB/m dB dB dB cm deg 1 7715.00 49.75 74.00 -24.25 64.51 36.36 14.16 66.09 0.81 100 331 Peak 2 7715.00 45.10 54.00 -8.90 59.86 36.36 14.16 66.09 0.81 100 331 Average 3 11570.00 46.65 74.00 -27.35 56.13 38.68 17.55 66.07 0.36 -- -- Peak 4 17355.00 46.91 68.20 -21.29 52.39 38.50 21.65 66.08 0.45 -- -- Peak	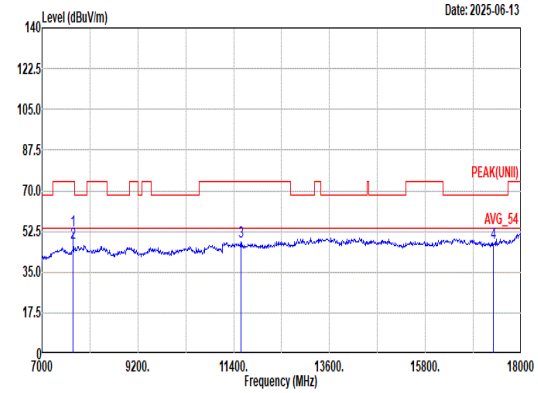 Site : 03CH11-HY Condition: PEAK(UNII) 3m 9120D_01620_240828 VERTICAL Freq Level Limit Line Margin Read Level Ant Factor Cable Loss Preamp Factor Aux Factor APos TPos Remark MHz dBuV/m dBuV/m dB dBuV dB/m dB dB dB cm deg 1 7715.00 52.79 74.00 -21.21 67.55 36.36 14.16 66.09 0.81 400 195 Peak 2 7715.00 47.80 54.00 -6.20 62.56 36.36 14.16 66.09 0.81 400 195 Average 3 11570.00 47.99 74.00 -26.01 57.47 38.68 17.55 66.07 0.36 -- -- Peak 4 17355.00 47.36 68.20 -20.84 52.84 38.50 21.65 66.08 0.45 -- -- Peak

Mode	70	
	Harmonic	
	U-NII-3_5.725-5.85_802.11ax HE20_CH157_52/38 RU_5785MHz	
ANT	1	
Pol.	Horizontal	Vertical
14.47G ~14.5G Avg	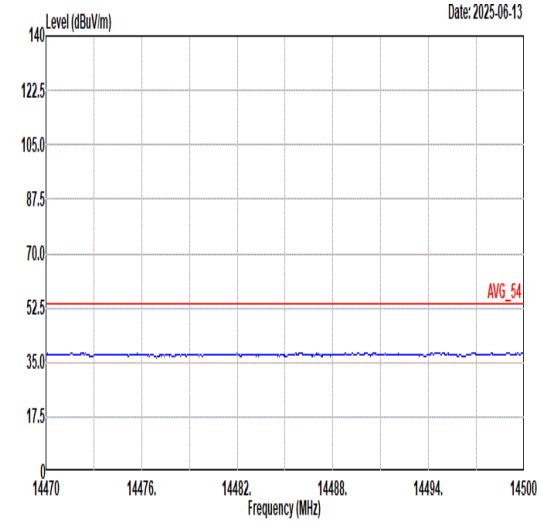 Site : 03CH11-HY Condition: AVG_54 3m 9120D_01620_240828 HORIZONTAL	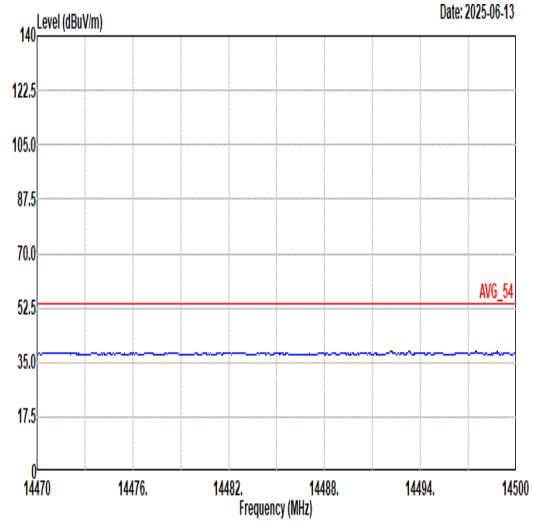 Site : 03CH11-HY Condition: AVG_54 3m 9120D_01620_240828 VERTICAL
17.7G ~18G Avg	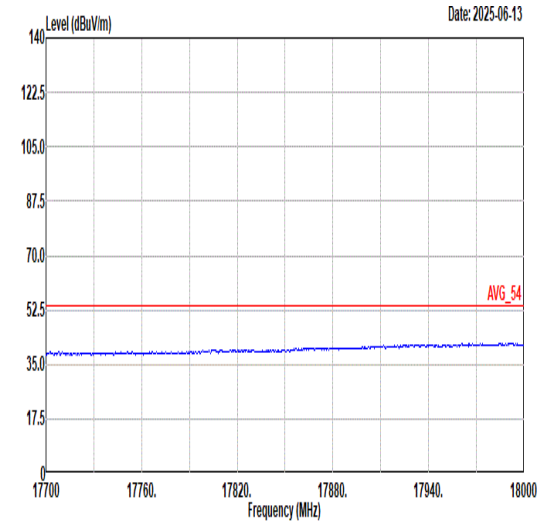 Site : 03CH11-HY Condition: AVG_54 3m 9120D_01620_240828 HORIZONTAL	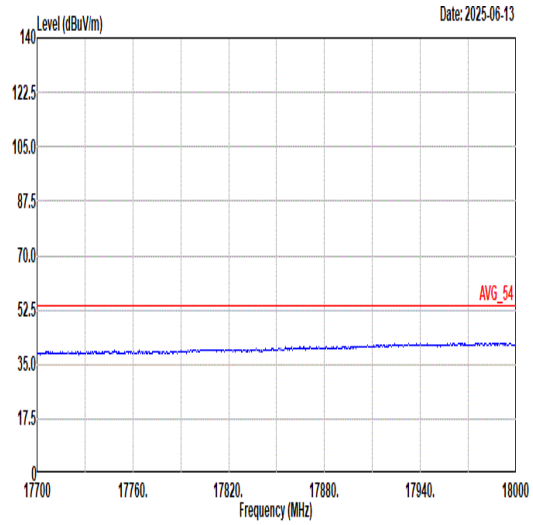 Site : 03CH11-HY Condition: AVG_54 3m 9120D_01620_240828 VERTICAL

Mode	71	
	Band Edge	
	U-NII-3_5.725-5.85_802.11ax HE20_CH165_52/40 RU_5825MHz	
ANT	1	
Pol.	Horizontal	Fundamental
Peak	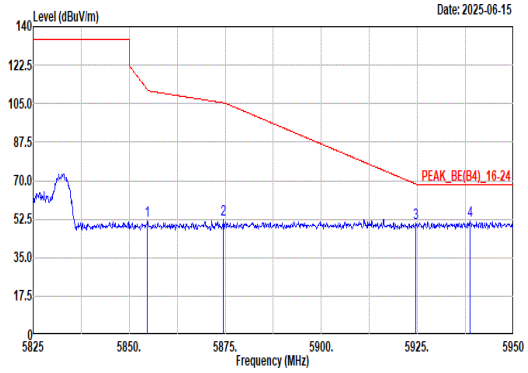 Site : 03CH11-HY Condition: PEAK_BE(B4)_16-24 3m 9120D_01620_240828 HORIZONTAL : RBW:1000.000kHz VBW:3000.000kHz SWT:Auto Freq Level Limit Line Margin Read Level Ant Factor Cable Loss Preamp Factor Aux Factor APos TPos Remark MHz dBuV/m dBuV/m dB dBuV dB/m dB dB dB cm deg 1 5854.75 51.97 111.37 -59.40 40.55 34.02 10.26 32.86 0.00 137 113 Peak 2 5874.50 52.40 105.34 -52.94 40.85 34.10 10.32 32.87 0.00 137 113 Peak 3 5924.63 50.96 68.48 -17.52 39.17 34.20 10.48 32.89 0.00 137 113 Peak 4 5938.75 51.73 68.20 -16.47 39.91 34.20 10.52 32.90 0.00 137 113 Peak	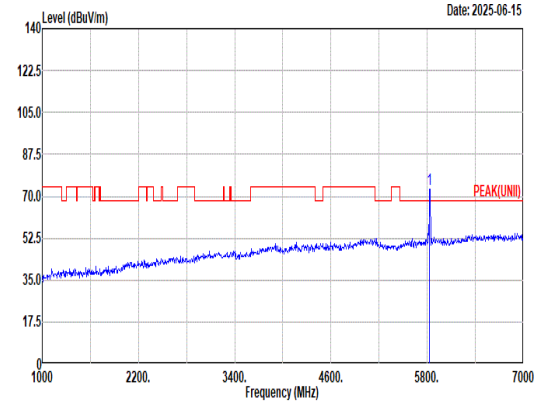 Site : 03CH11-HY Condition: PEAK(UNII) 3m 9120D_01620_240828 HORIZONTAL : RBW:1000.000kHz VBW:3000.000kHz SWT:Auto Freq Level Limit Line Margin Read Level Ant Factor Cable Loss Preamp Factor Aux Factor APos TPos Remark MHz dBuV/m dBuV/m dB dBuV dB/m dB dB dB cm deg 1 5825.00 72.88 ------ ------ 61.62 33.92 10.20 32.86 0.00 137 113 Peak
Avg	Blank	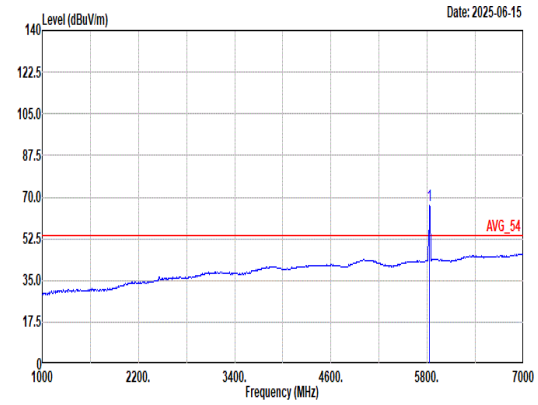 Site : 03CH11-HY Condition: AVG_54 3m 9120D_01620_240828 HORIZONTAL : RBW:1000.000kHz VBW:2.400kHz SWT:Auto Freq Level Limit Line Margin Read Level Ant Factor Cable Loss Preamp Factor Aux Factor APos TPos Remark MHz dBuV/m dBuV/m dB dBuV dB/m dB dB dB cm deg 1 5825.00 66.32 ------ ------ 55.12 33.88 10.18 32.86 0.00 137 113 Average

Mode	71	
	Band Edge	
	U-NII-3_5.725-5.85_802.11ax HE20_CH165_52/40 RU_5825MHz	
ANT	1	
Pol.	Vertical	Fundamental
Peak	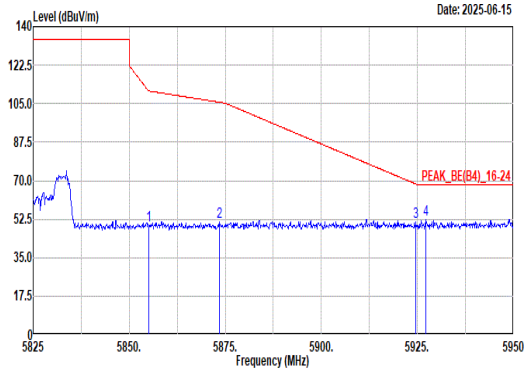 Site : 03CH11-HY Condition: PEAK_BE(B4)_16-24 3m 9120D_01620_240828 VERTICAL : RBW:1000.000kHz VBW:3000.000kHz SWT:Auto Freq Level Limit Line Margin Read Level Ant Factor Cable Loss Preamp Factor Aux Factor APos TPos Remark MHz dBuV/m dBuV/m dB dBuV dB/m dB dB dB cm deg 1 5855.00 49.92 110.80 -60.88 38.50 34.02 10.26 32.86 0.00 400 122 Peak 2 5873.38 51.26 105.65 -54.39 39.73 34.09 10.31 32.87 0.00 400 122 Peak 3 5924.63 51.21 68.48 -17.27 39.42 34.20 10.48 32.89 0.00 400 122 Peak 4 5927.13 52.36 68.20 -15.84 40.56 34.20 10.49 32.89 0.00 400 122 Peak	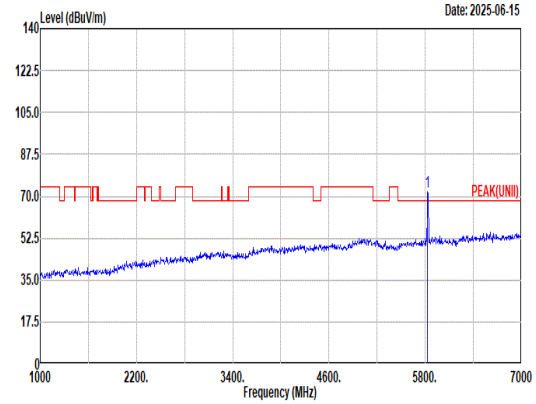 Site : 03CH11-HY Condition: PEAK(UNII) 3m 9120D_01620_240828 VERTICAL : RBW:1000.000kHz VBW:3000.000kHz SWT:Auto Freq Level Limit Line Margin Read Level Ant Factor Cable Loss Preamp Factor Aux Factor APos TPos Remark MHz dBuV/m dBuV/m dB dBuV dB/m dB dB dB cm deg 1 5825.00 71.94 ------ ------ 60.74 33.88 10.18 32.86 0.00 400 122 Peak
Avg	Blank	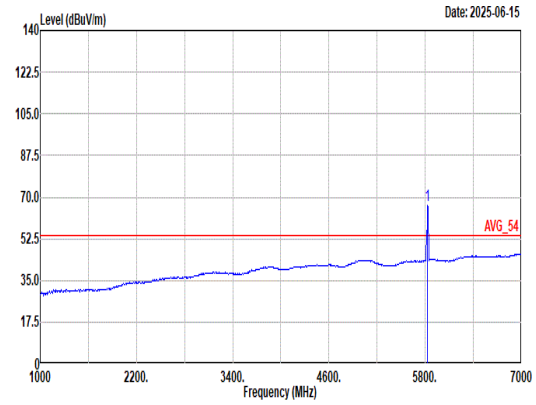 Site : 03CH11-HY Condition: AVG_54 3m 9120D_01620_240828 VERTICAL : RBW:1000.000kHz VBW:2.400kHz SWT:Auto Freq Level Limit Line Margin Read Level Ant Factor Cable Loss Preamp Factor Aux Factor APos TPos Remark MHz dBuV/m dBuV/m dB dBuV dB/m dB dB dB cm deg 1 5825.00 66.50 ------ ------ 55.30 33.88 10.18 32.86 0.00 400 122 Average

Mode	71	
	Harmonic	
	U-NII-3_5.725-5.85_802.11ax HE20_CH165_52/40 RU_5825MHz	
ANT	1	
Pol.	Horizontal	Vertical
Peak Avg	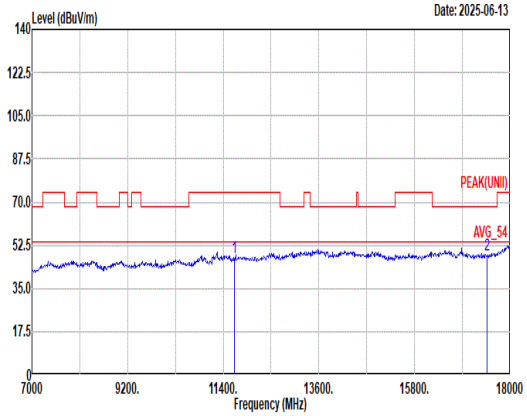 Site : 03CH11-HY Condition: PEAK(UNII) 3m 9120D_01620_240828 HORIZONTAL Freq Level Limit Line Margin Read Level Ant Factor Cable Loss Preamp Factor Aux Factor APos TPos Remark MHz dBuV/m dBuV/m dB dBuV dB/m dB dB dB cm deg 1 11650.00 47.41 74.00 -26.59 57.06 38.40 17.62 66.04 0.37 -- -- Peak 2 17475.00 48.36 68.20 -19.84 53.85 38.50 21.73 66.18 0.46 -- -- Peak	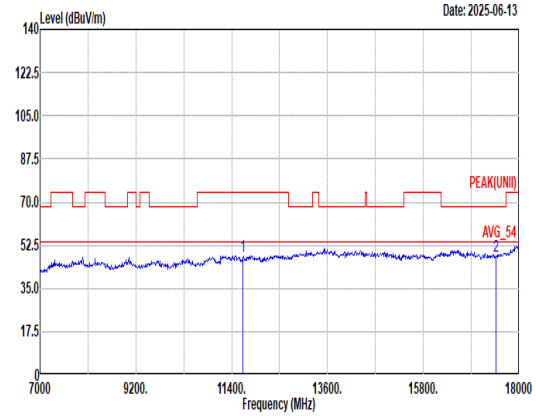 Site : 03CH11-HY Condition: PEAK(UNII) 3m 9120D_01620_240828 VERTICAL Freq Level Limit Line Margin Read Level Ant Factor Cable Loss Preamp Factor Aux Factor APos TPos Remark MHz dBuV/m dBuV/m dB dBuV dB/m dB dB dB cm deg 1 11650.00 47.90 74.00 -26.10 57.55 38.40 17.62 66.04 0.37 -- -- Peak 2 17475.00 48.11 68.20 -20.09 53.60 38.50 21.73 66.18 0.46 -- -- Peak

Mode	71	
	Harmonic	
	U-NII-3_5.725-5.85_802.11ax HE20_CH165_52/40 RU_5825MHz	
ANT	1	
Pol.	Horizontal	Vertical
14.47G ~14.5G Avg	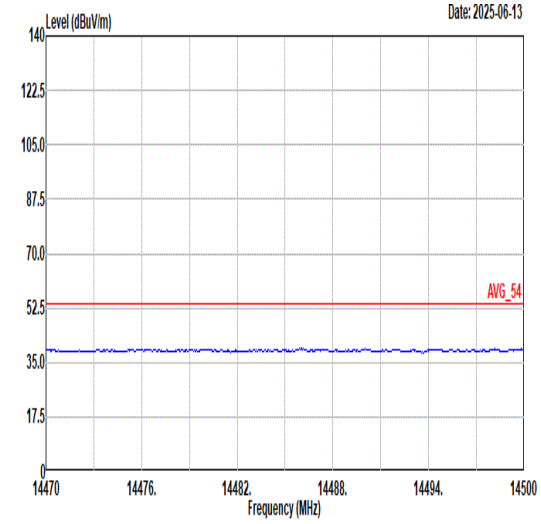 Site : 03CH11-HY Condition: AVG_54 3m 9120D_01620_240828 HORIZONTAL	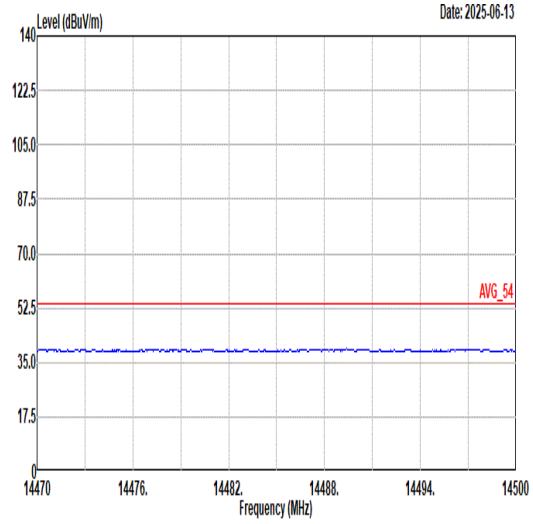 Site : 03CH11-HY Condition: AVG_54 3m 9120D_01620_240828 VERTICAL
17.7G ~18G Avg	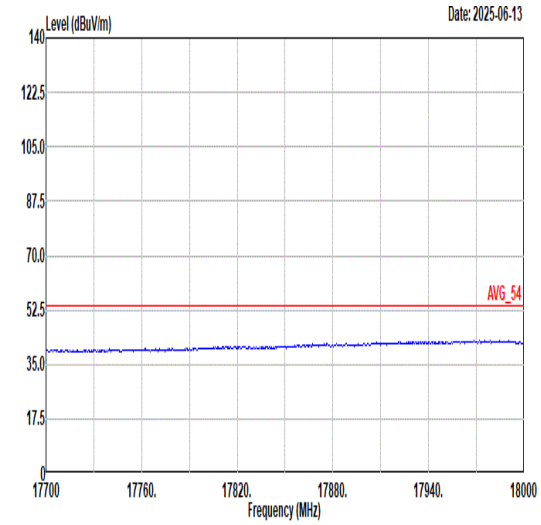 Site : 03CH11-HY Condition: AVG_54 3m 9120D_01620_240828 HORIZONTAL	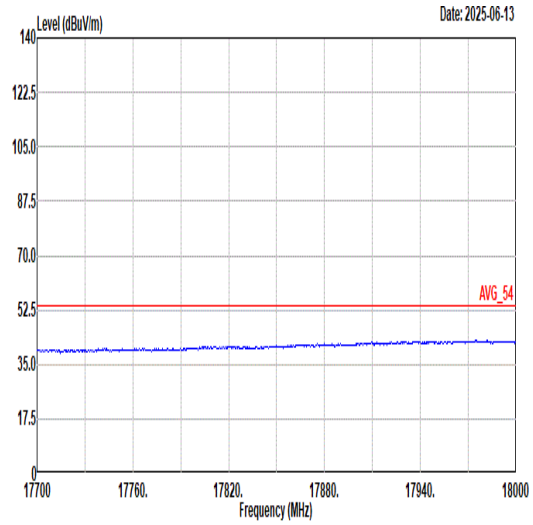 Site : 03CH11-HY Condition: AVG_54 3m 9120D_01620_240828 VERTICAL

Mode	72	
	Band Edge	
	U-NII-3_5.725-5.85_802.11ax HE20_CH149_106/53 RU_5745MHz	
ANT	1	
Pol.	Horizontal	Fundamental
Peak	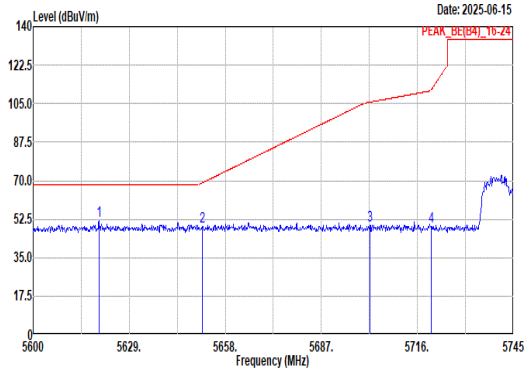 Site : 03CH11-HY Condition: PEAK_BE(B4)_16-24 3m 9120D_01620_240828 HORIZONTAL : RBW:1000.000kHz VBW:3000.000kHz SWT:Auto Freq Level Limit Line Margin Read Level Ant Factor Cable Loss Preamp Factor Aux Factor APos TPos Remark MHz dBuV/m dBuV/m dB dBuV dB/m dB dB dB cm deg 1 5619.87 51.54 68.20 -16.66 41.05 32.88 10.39 32.78 0.00 155 105 Peak 2 5651.04 49.20 68.97 -19.77 38.65 33.01 10.33 32.79 0.00 155 105 Peak 3 5701.65 49.64 105.66 -56.02 38.80 33.40 10.25 32.81 0.00 155 105 Peak 4 5720.21 49.06 111.27 -62.21 38.21 33.44 10.22 32.81 0.00 155 105 Peak	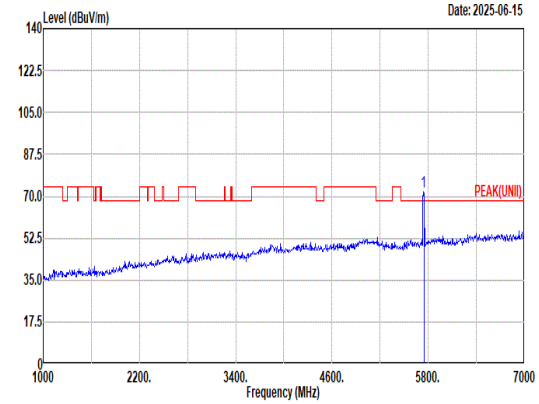 Site : 03CH11-HY Condition: PEAK(UNII) 3m 9120D_01620_240828 HORIZONTAL : RBW:1000.000kHz VBW:3000.000kHz SWT:Auto Freq Level Limit Line Margin Read Level Ant Factor Cable Loss Preamp Factor Aux Factor APos TPos Remark MHz dBuV/m dBuV/m dB dBuV dB/m dB dB dB cm deg 1 5745.00 71.63 ------ ------ 60.79 33.48 10.18 32.82 0.00 155 105 Peak
Avg	Blank	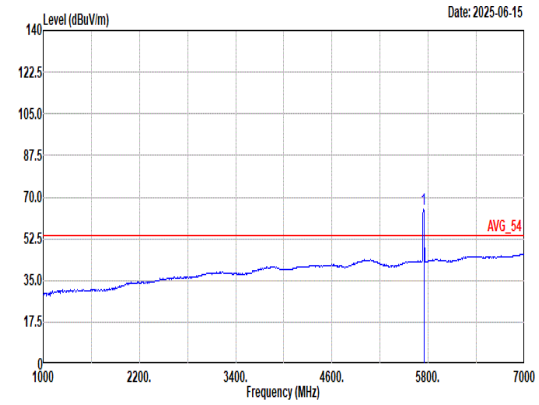 Site : 03CH11-HY Condition: AVG_54 3m 9120D_01620_240828 HORIZONTAL : RBW:1000.000kHz VBW:2.200kHz SWT:Auto Freq Level Limit Line Margin Read Level Ant Factor Cable Loss Preamp Factor Aux Factor APos TPos Remark MHz dBuV/m dBuV/m dB dBuV dB/m dB dB dB cm deg 1 5745.00 64.84 ------ ------ 54.00 33.48 10.18 32.82 0.00 155 105 Average

Mode	72	
	Band Edge	
	U-NII-3_5.725-5.85_802.11ax HE20_CH149_106/53 RU_5745MHz	
ANT	1	
Pol.	Vertical	Fundamental
Peak	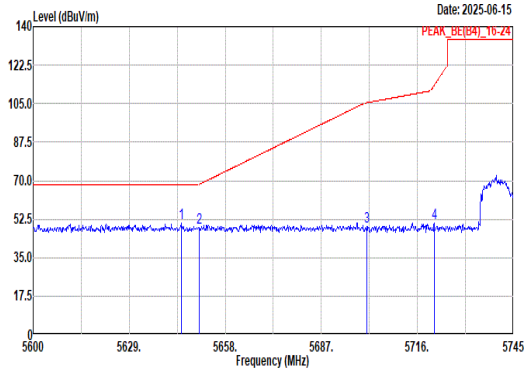 Site : 03CH11-HY Condition: PEAK_BE(B4)_16-24 3m 9120D_01620_240828 VERTICAL : RBW:1000.000kHz VBW:3000.000kHz SWT:Auto Freq Level Limit Line Margin Read Level Ant Factor Cable Loss Preamp Factor Aux Factor APos TPos Remark MHz dBuV/m dBuV/m dB dBuV dB/m dB dB dB cm deg 1 5644.66 50.53 68.20 -17.67 39.99 32.98 10.34 32.78 0.00 350 142 Peak 2 5650.03 48.86 68.22 -19.36 38.32 33.00 10.33 32.79 0.00 350 142 Peak 3 5700.63 49.16 105.38 -56.22 38.32 33.40 10.25 32.81 0.00 350 142 Peak 4 5721.08 50.56 113.25 -62.69 39.72 33.44 10.21 32.81 0.00 350 142 Peak	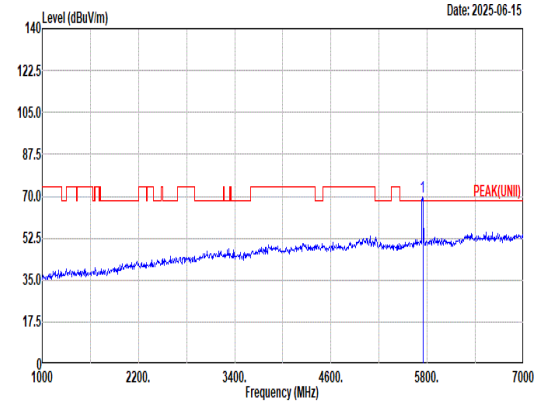 Site : 03CH11-HY Condition: PEAK(UNII) 3m 9120D_01620_240828 VERTICAL : RBW:1000.000kHz VBW:3000.000kHz SWT:Auto Freq Level Limit Line Margin Read Level Ant Factor Cable Loss Preamp Factor Aux Factor APos TPos Remark MHz dBuV/m dBuV/m dB dBuV dB/m dB dB dB cm deg 1 5745.00 69.61 ------ ------ 58.77 33.48 10.18 32.82 0.00 350 142 Peak
Avg	Blank	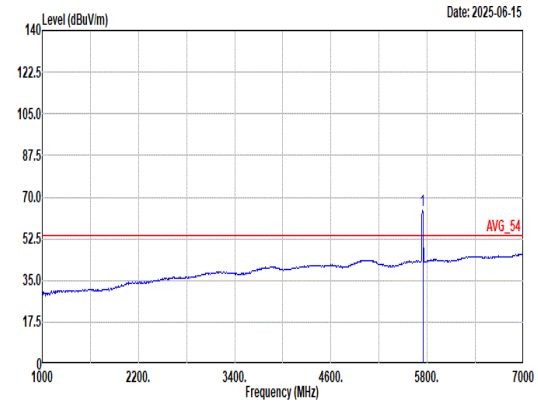 Site : 03CH11-HY Condition: AVG_54 3m 9120D_01620_240828 VERTICAL : RBW:1000.000kHz VBW:2.200kHz SWT:Auto Freq Level Limit Line Margin Read Level Ant Factor Cable Loss Preamp Factor Aux Factor APos TPos Remark MHz dBuV/m dBuV/m dB dBuV dB/m dB dB dB cm deg 1 5745.00 64.38 ------ ------ 53.54 33.48 10.18 32.82 0.00 350 142 Average

Mode	72	
	Harmonic	
	U-NII-3_5.725-5.85_802.11ax HE20_CH149_106/53 RU_5745MHz	
ANT	1	
Pol.	Horizontal	Vertical
Peak Avg	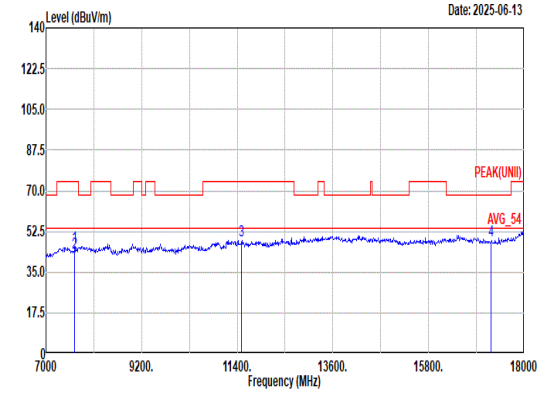 Site : 03CH11-HY Condition: PEAK(UNII) 3m 9120D_01620_240828 HORIZONTAL Freq Level Limit Line Margin Read Level Ant Factor Cable Loss Preamp Factor Aux Factor APos TPos Remark MHz dBuV/m dBuV/m dB dBuV dB/m dB dB dB cm deg 1 7660.00 46.08 74.00 -27.92 61.00 36.22 14.12 66.06 0.80 150 234 Peak 2 7660.00 43.24 54.00 -10.76 58.16 36.22 14.12 66.06 0.80 150 234 Average 3 11490.00 48.64 74.00 -25.36 57.93 38.98 17.48 66.11 0.36 -- -- Peak 4 17235.00 48.42 68.20 -19.78 54.05 38.34 21.58 65.99 0.44 -- -- Peak	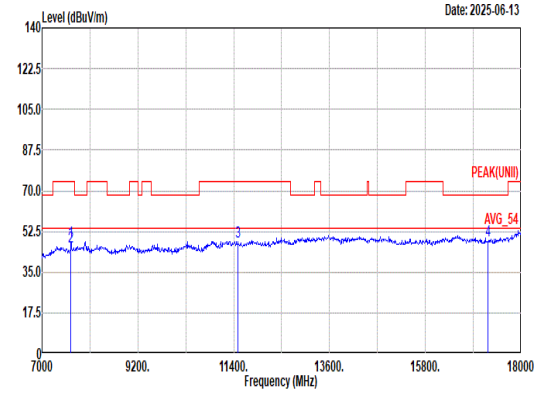 Site : 03CH11-HY Condition: PEAK(UNII) 3m 9120D_01620_240828 VERTICAL Freq Level Limit Line Margin Read Level Ant Factor Cable Loss Preamp Factor Aux Factor APos TPos Remark MHz dBuV/m dBuV/m dB dBuV dB/m dB dB dB cm deg 1 7660.00 48.08 74.00 -25.92 63.00 36.22 14.12 66.06 0.80 250 145 Peak 2 7660.00 46.05 54.00 -7.95 60.97 36.22 14.12 66.06 0.80 250 145 Average 3 11490.00 48.21 74.00 -25.79 57.50 38.98 17.48 66.11 0.36 -- -- Peak 4 17235.00 48.77 68.20 -19.43 54.40 38.34 21.58 65.99 0.44 -- -- Peak

Mode	72	
	Harmonic	
	U-NII-3_5.725-5.85_802.11ax HE20_CH149_106/53 RU_5745MHz	
ANT	1	
Pol.	Horizontal	Vertical
14.47G ~14.5G Avg	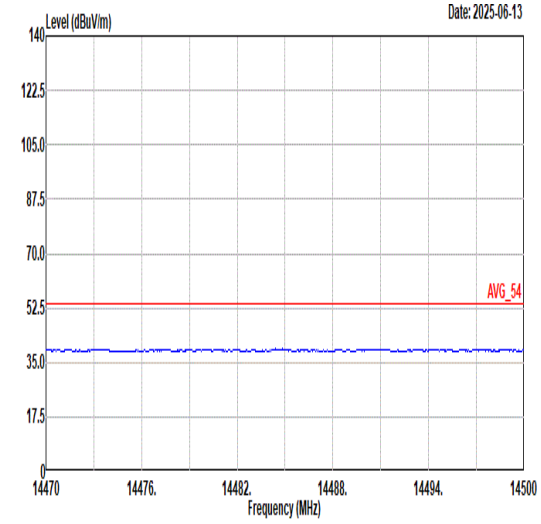 Site : 03CH11-HY Condition: AVG_54 3m 9120D_01620_240828 HORIZONTAL	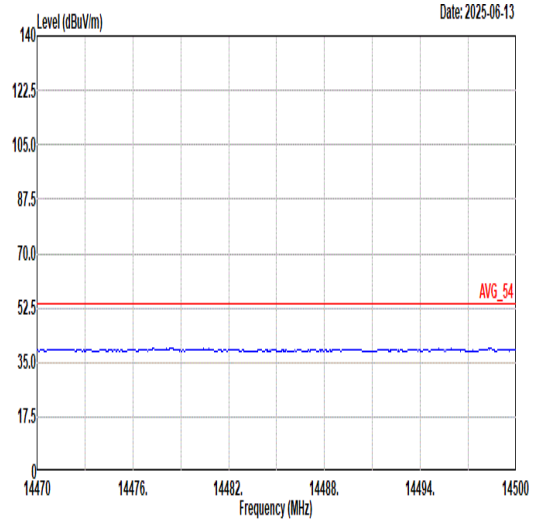 Site : 03CH11-HY Condition: AVG_54 3m 9120D_01620_240828 VERTICAL
17.7G ~18G Avg	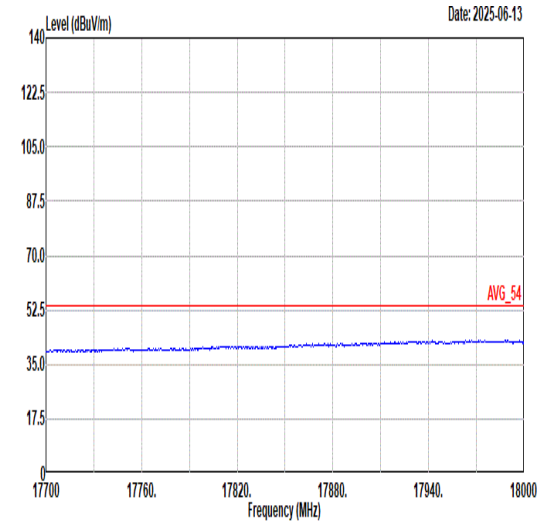 Site : 03CH11-HY Condition: AVG_54 3m 9120D_01620_240828 HORIZONTAL	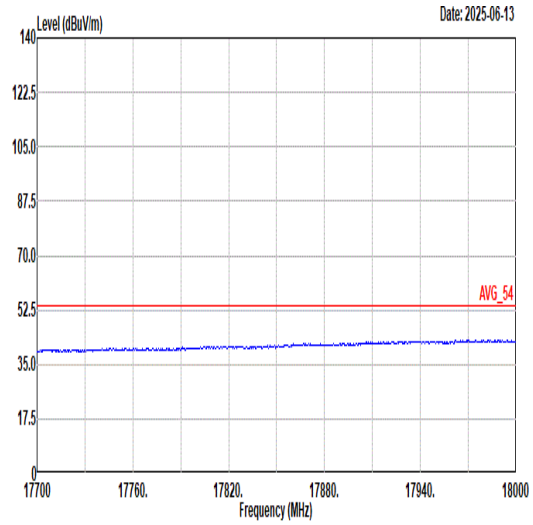 Site : 03CH11-HY Condition: AVG_54 3m 9120D_01620_240828 VERTICAL

Mode	73	
	Band Edge - L	
	U-NII-3_5.725-5.85_802.11ax HE20_CH157_106/53 RU_5785MHz	
ANT	1	
Pol.	Horizontal	Fundamental
Peak	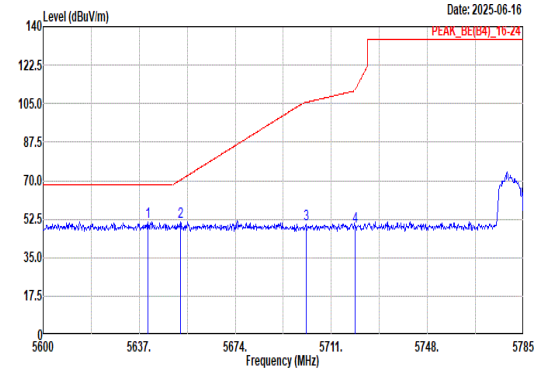 Site : 03CH11-HY Condition: PEAK_BE(B4)_16-24 3m 9120D_01620_240828 HORIZONTAL : RBW:1000.000kHz VBW:3000.000kHz SWT:Auto Freq Level Limit Line Margin Read Level Ant Factor Cable Loss Preamp Factor Aux Factor APos TPos Remark MHz dBuV/m dBuV/m dB dBuV dB/m dB dB dB cm deg 1 5640.33 51.16 68.20 -17.04 40.63 32.96 10.35 32.78 0.00 400 83 Peak 2 5652.91 51.41 70.36 -18.95 40.85 33.02 10.33 32.79 0.00 400 83 Peak 3 5701.20 50.24 105.54 -55.30 39.40 33.40 10.25 32.81 0.00 400 83 Peak 4 5720.07 49.11 110.95 -61.84 38.26 33.44 10.22 32.81 0.00 400 83 Peak	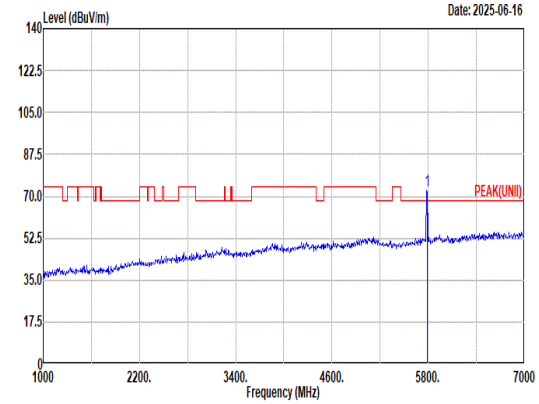 Site : 03CH11-HY Condition: PEAK(UNII) 3m 9120D_01620_240828 HORIZONTAL : RBW:1000.000kHz VBW:3000.000kHz SWT:Auto Freq Level Limit Line Margin Read Level Ant Factor Cable Loss Preamp Factor Aux Factor APos TPos Remark MHz dBuV/m dBuV/m dB dBuV dB/m dB dB dB cm deg 1 5785.00 72.26 ------ ------ 61.37 33.60 10.12 32.83 0.00 400 83 Peak
Avg	Blank	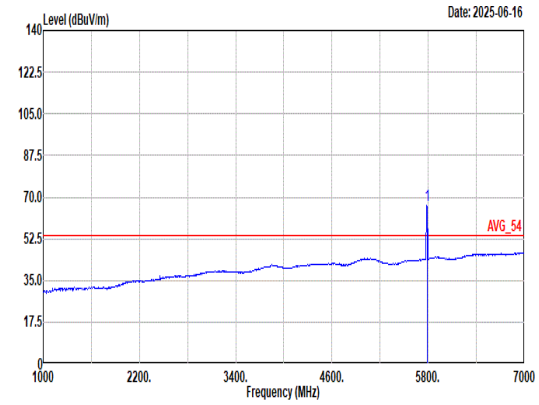 Site : 03CH11-HY Condition: AVG_54 3m 9120D_01620_240828 HORIZONTAL : RBW:1000.000kHz VBW:2.200kHz SWT:Auto Freq Level Limit Line Margin Read Level Ant Factor Cable Loss Preamp Factor Aux Factor APos TPos Remark MHz dBuV/m dBuV/m dB dBuV dB/m dB dB dB cm deg 1 5785.00 66.32 ------ ------ 55.42 33.63 10.11 32.84 0.00 400 83 Average

Mode	73	
	Band Edge - R	
	U-NII-3_5.725-5.85_802.11ax HE20_CH157_106/53 RU_5785MHz	
ANT	1	
Pol.	Horizontal	Fundamental
Peak	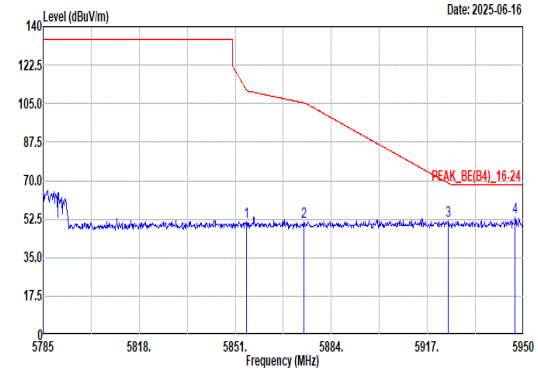 Site : 03CH11-HY Condition: PEAK_BE(B4)_16-24 3m 9120D_01620_240828 HORIZONTAL : RBW:1000.000kHz VBW:3000.000kHz SWT:Auto Limit Read Ant Cable Preamp Aux APos TPos Freq Level Line Margin Level Factor Loss Factor Factor Remark MHz dBuV/m dBuV/m dB dBuV dB/m dB dB dB cm deg 1 5854.96 51.01 110.89 -59.88 39.59 34.02 10.26 32.86 0.00 400 83 Peak 2 5874.60 51.00 105.31 -54.31 39.45 34.10 10.32 32.87 0.00 400 83 Peak 3 5924.26 51.55 68.75 -17.20 39.76 34.20 10.48 32.89 0.00 400 83 Peak 4 5947.20 53.17 68.20 -15.03 41.32 34.20 10.55 32.90 0.00 400 83 Peak	Blank

Mode	73
	Band Edge - L
	U-NII-3_5.725-5.85_802.11ax HE20_CH157_106/53 RU_5785MHz
ANT	1

Pol.	Vertical	Fundamental
Peak	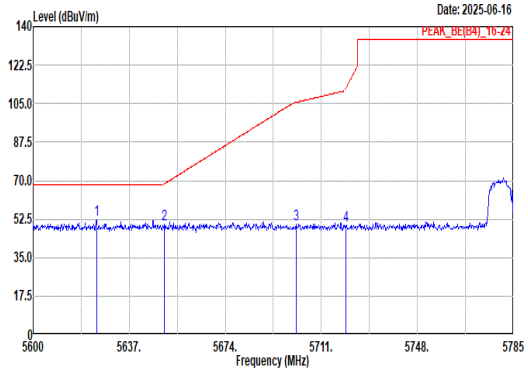 Site : 03CH11-HY Condition: PEAK_BE(B4)_16-24 3m 9120D_01620_240828 VERTICAL : RBW:1000.000kHz VBW:3000.000kHz SWT:Auto Freq Level Limit Line Margin Read Level Ant Factor Cable Loss Preamp Factor Aux Factor APos TPos Remark MHz dBuV/m dBuV/m dB dBuV dB/m dB dB dB cm deg 1 5624.42 52.15 68.20 -16.05 41.65 32.90 10.38 32.78 0.00 400 137 Peak 2 5650.51 49.93 68.58 -18.65 39.39 33.00 10.33 32.79 0.00 400 137 Peak 3 5701.20 50.12 105.54 -55.42 39.28 33.40 10.25 32.81 0.00 400 137 Peak 4 5720.44 49.80 111.79 -61.99 38.95 33.44 10.22 32.81 0.00 400 137 Peak	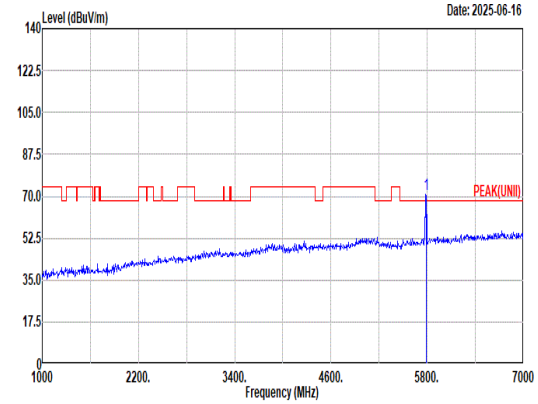 Site : 03CH11-HY Condition: PEAK(UNII) 3m 9120D_01620_240828 VERTICAL : RBW:1000.000kHz VBW:3000.000kHz SWT:Auto Freq Level Limit Line Margin Read Level Ant Factor Cable Loss Preamp Factor Aux Factor APos TPos Remark MHz dBuV/m dBuV/m dB dBuV dB/m dB dB dB cm deg 1 5785.00 70.85 ------ ------ 59.96 33.60 10.12 32.83 0.00 400 137 Peak
Avg	Blank	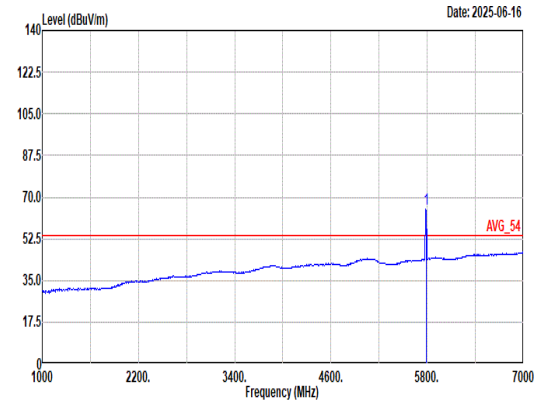 Site : 03CH11-HY Condition: AVG_54 3m 9120D_01620_240828 VERTICAL : RBW:1000.000kHz VBW:2.200kHz SWT:Auto Freq Level Limit Line Margin Read Level Ant Factor Cable Loss Preamp Factor Aux Factor APos TPos Remark MHz dBuV/m dBuV/m dB dBuV dB/m dB dB dB cm deg 1 5785.00 64.74 ------ ------ 53.84 33.63 10.11 32.84 0.00 400 137 Average

Mode	73	
	Band Edge - R	
	U-NII-3_5.725-5.85_802.11ax HE20_CH157_106/53 RU_5785MHz	
ANT	1	
Pol.	Vertical	Fundamental
Peak	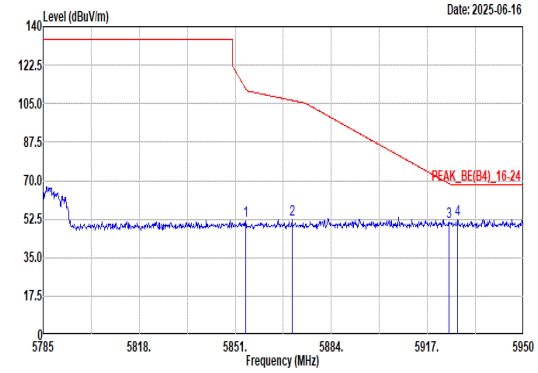 Site : 03CH11-HY Condition: PEAK_BE(B4)_16-24 3m 9120D_01620_240828 VERTICAL : RBW:1000.000kHz VBW:3000.000kHz SWT:Auto Limit Read Ant Cable Preamp Aux APos TPos Freq Level Line Margin Level Factor Loss Factor Factor Remark MHz dBuV/m dBuV/m dB dBuV dB/m dB dB dB cm deg 1 5854.47 51.55 112.02 -60.47 40.14 34.02 10.25 32.86 0.00 400 137 Peak 2 5870.47 52.25 106.47 -54.22 40.73 34.08 10.31 32.87 0.00 400 137 Peak 3 5924.43 51.42 68.62 -17.20 39.63 34.20 10.48 32.89 0.00 400 137 Peak 4 5927.40 52.31 68.20 -15.89 40.51 34.20 10.49 32.89 0.00 400 137 Peak	Blank

Mode	73	
	Harmonic	
	U-NII-3_5.725-5.85_802.11ax HE20_CH157_106/53 RU_5785MHz	
ANT	1	
Pol.	Horizontal	Vertical
Peak Avg	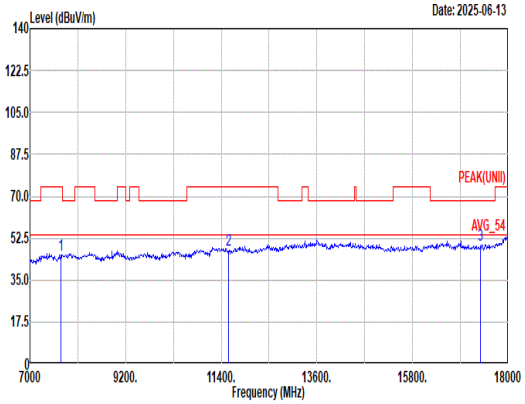 Site : 03CH11-HY Condition: PEAK(UNII) 3m 9120D_01620_240828 HORIZONTAL Freq Level Limit Line Margin Read Level Ant Factor Cable Loss Preamp Factor Aux Factor APos TPos Remark MHz dBuV/m dBuV/m dB dBuV dB/m dB dB dB cm deg 1 7713.33 45.59 74.00 -28.41 60.36 36.35 14.16 66.09 0.81 -- -- Peak 2 11570.00 47.76 74.00 -26.24 57.24 38.68 17.55 66.07 0.36 -- -- Peak 3 17355.00 49.52 68.20 -18.68 55.00 38.50 21.65 66.08 0.45 -- -- Peak	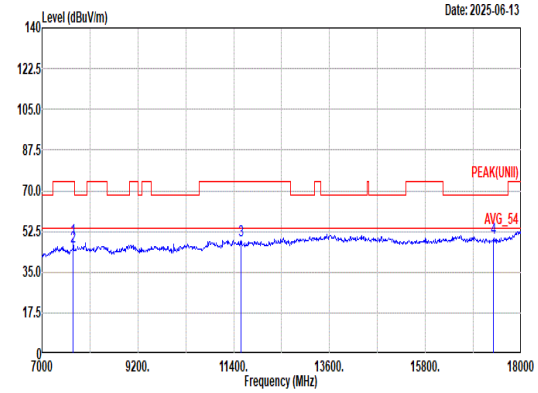 Site : 03CH11-HY Condition: PEAK(UNII) 3m 9120D_01620_240828 VERTICAL Freq Level Limit Line Margin Read Level Ant Factor Cable Loss Preamp Factor Aux Factor APos TPos Remark MHz dBuV/m dBuV/m dB dBuV dB/m dB dB dB cm deg 1 7713.33 48.88 74.00 -25.12 63.65 36.35 14.16 66.09 0.81 250 148 Peak 2 7713.33 46.15 54.00 -7.85 60.92 36.35 14.16 66.09 0.81 250 148 Average 3 11570.00 48.55 74.00 -25.45 58.03 38.68 17.55 66.07 0.36 -- -- Peak 4 17355.00 49.49 68.20 -18.71 54.97 38.50 21.65 66.08 0.45 -- -- Peak

Mode	73	
	Harmonic	
	U-NII-3_5.725-5.85_802.11ax HE20_CH157_106/53 RU_5785MHz	
ANT	1	
Pol.	Horizontal	Vertical
14.47G ~14.5G Avg	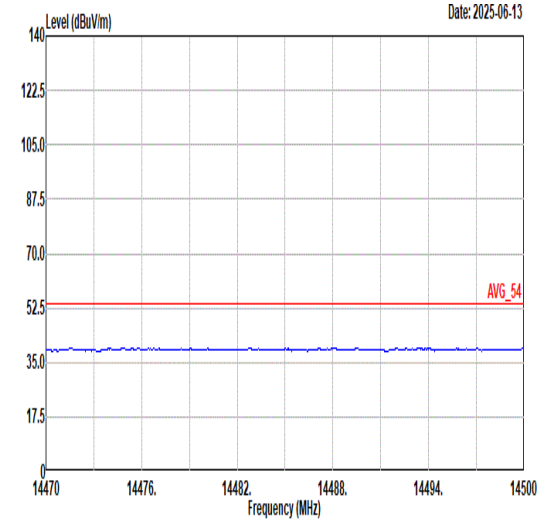 Site : 03CH11-HY Condition: AVG_54 3m 9120D_01620_240828 HORIZONTAL	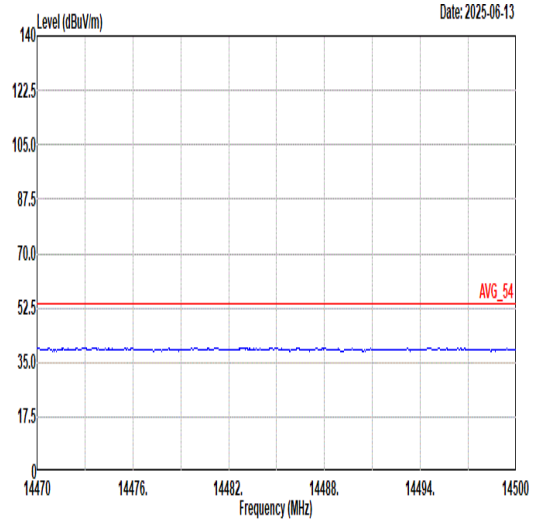 Site : 03CH11-HY Condition: AVG_54 3m 9120D_01620_240828 VERTICAL
17.7G ~18G Avg	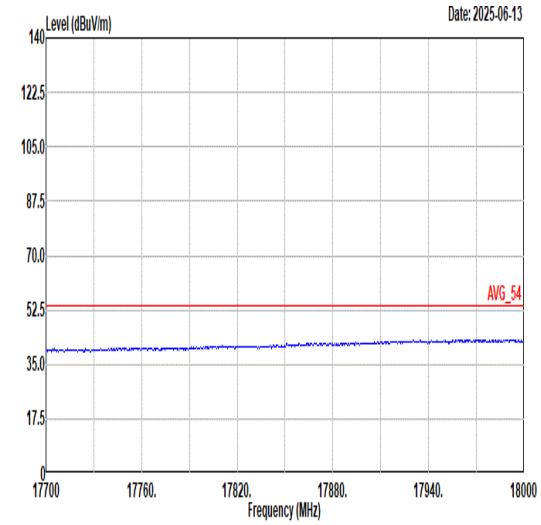 Site : 03CH11-HY Condition: AVG_54 3m 9120D_01620_240828 HORIZONTAL	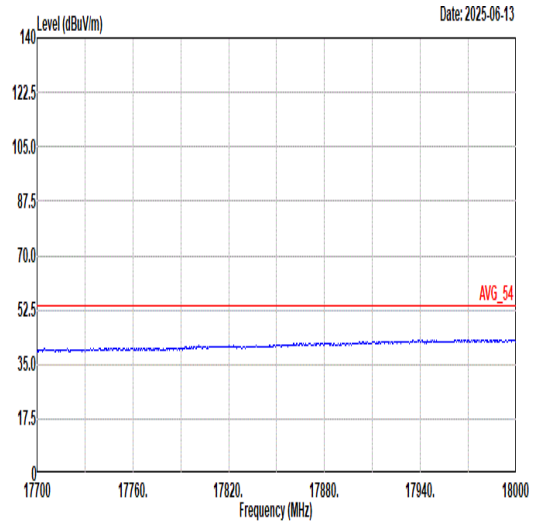 Site : 03CH11-HY Condition: AVG_54 3m 9120D_01620_240828 VERTICAL

Mode	74	
	Band Edge	
	U-NII-3_5.725-5.85_802.11ax HE20_CH165_106/54 RU_5825MHz	
ANT	1	
Pol.	Horizontal	Fundamental
Peak	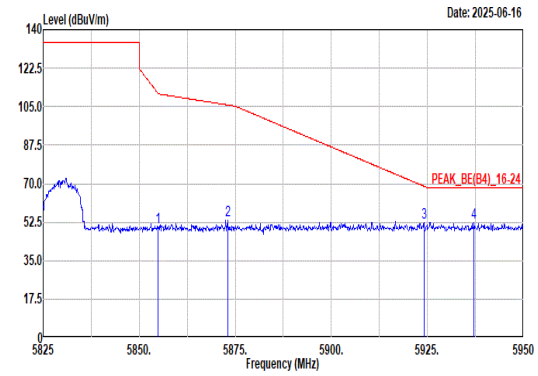 Site : 03CH11-HY Condition: PEAK_BE(B4)_16-24 3m 9120D_01620_240828 HORIZONTAL : RBW:1000.000kHz VBW:3000.000kHz SWT:Auto Freq Level Limit Line Margin Read Level Ant Factor Cable Loss Preamp Factor Aux Factor APos TPos Remark MHz dBuV/m dBuV/m dB dBuV dB/m dB dB dB cm deg 1 5854.88 50.01 111.08 -61.07 38.59 34.02 10.26 32.86 0.00 133 114 Peak 2 5873.00 53.46 105.76 -52.30 41.93 34.09 10.31 32.87 0.00 133 114 Peak 3 5924.13 52.36 68.84 -16.48 40.57 34.20 10.48 32.89 0.00 133 114 Peak 4 5937.13 52.48 68.20 -15.72 40.66 34.20 10.52 32.90 0.00 133 114 Peak	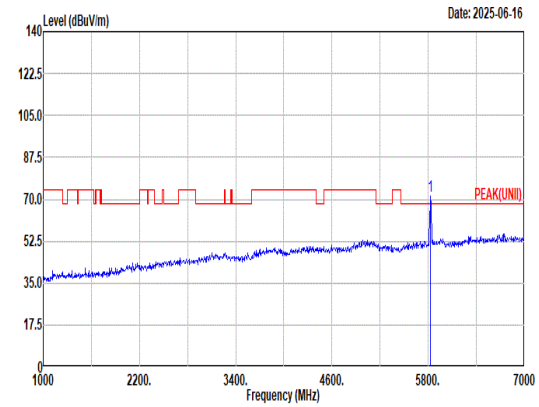 Site : 03CH11-HY Condition: PEAK(UNII) 3m 9120D_01620_240828 HORIZONTAL : RBW:1000.000kHz VBW:3000.000kHz SWT:Auto Freq Level Limit Line Margin Read Level Ant Factor Cable Loss Preamp Factor Aux Factor APos TPos Remark MHz dBuV/m dBuV/m dB dBuV dB/m dB dB dB cm deg 1 5825.00 71.22 ------ ------ 60.02 33.88 10.18 32.86 0.00 133 114 Peak
Avg	Blank	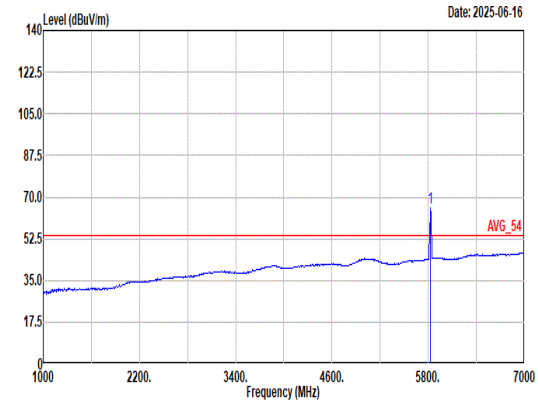 Site : 03CH11-HY Condition: AVG_54 3m 9120D_01620_240828 HORIZONTAL : RBW:1000.000kHz VBW:2.200kHz SWT:Auto Freq Level Limit Line Margin Read Level Ant Factor Cable Loss Preamp Factor Aux Factor APos TPos Remark MHz dBuV/m dBuV/m dB dBuV dB/m dB dB dB cm deg 1 5825.00 65.28 ------ ------ 54.08 33.88 10.18 32.86 0.00 133 114 Average

Mode	74	
	Band Edge	
	U-NII-3_5.725-5.85_802.11ax HE20_CH165_106/54 RU_5825MHz	
ANT	1	
Pol.	Vertical	Fundamental
Peak	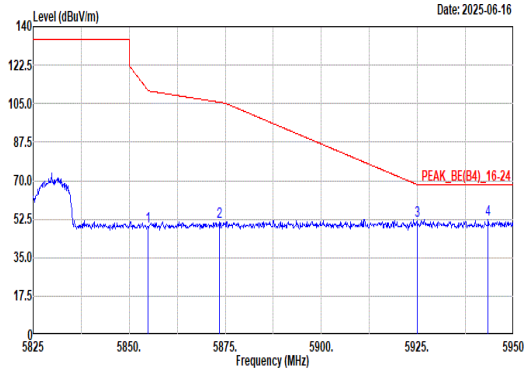 Site : 03CH11-HY Condition: PEAK_BE(B4)_16-24 3m 9120D_01620_240828 VERTICAL : RBW:1000.000kHz VBW:3000.000kHz SWT:Auto Freq Level Limit Line Margin Read Level Ant Factor Cable Loss Preamp Factor Aux Factor APos TPos Remark MHz dBuV/m dBuV/m dB dBuV dB/m dB dB dB cm deg 1 5854.88 49.05 111.08 -62.03 37.63 34.02 10.26 32.86 0.00 344 123 Peak 2 5873.38 51.34 105.65 -54.31 39.81 34.09 10.31 32.87 0.00 344 123 Peak 3 5924.88 51.63 68.29 -16.66 39.84 34.20 10.48 32.89 0.00 344 123 Peak 4 5943.38 52.13 68.20 -16.07 40.29 34.20 10.54 32.90 0.00 344 123 Peak	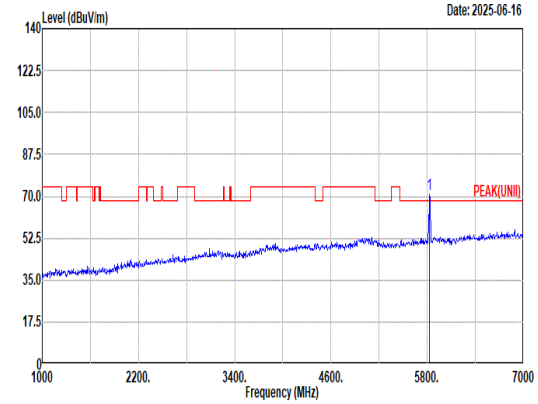 Site : 03CH11-HY Condition: PEAK(UNII) 3m 9120D_01620_240828 VERTICAL : RBW:1000.000kHz VBW:3000.000kHz SWT:Auto Freq Level Limit Line Margin Read Level Ant Factor Cable Loss Preamp Factor Aux Factor APos TPos Remark MHz dBuV/m dBuV/m dB dBuV dB/m dB dB dB cm deg 1 5825.00 70.96 ------ ------ 59.76 33.88 10.18 32.86 0.00 344 123 Peak
Avg	Blank	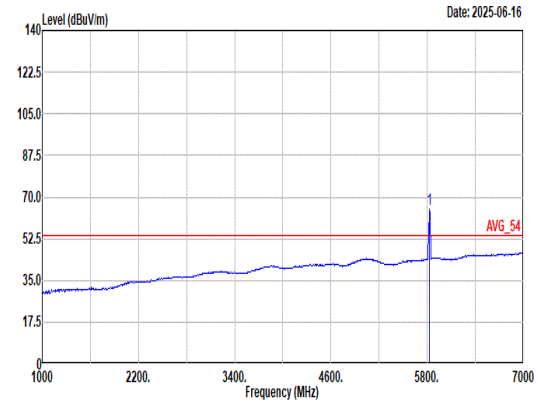 Site : 03CH11-HY Condition: AVG_54 3m 9120D_01620_240828 VERTICAL : RBW:1000.000kHz VBW:2.200kHz SWT:Auto Freq Level Limit Line Margin Read Level Ant Factor Cable Loss Preamp Factor Aux Factor APos TPos Remark MHz dBuV/m dBuV/m dB dBuV dB/m dB dB dB cm deg 1 5825.00 65.08 ------ ------ 53.88 33.88 10.18 32.86 0.00 344 123 Average

Mode	74	
	Harmonic	
	U-NII-3_5.725-5.85_802.11ax HE20_CH165_106/54 RU_5825MHz	
ANT	1	
Pol.	Horizontal	Vertical
Peak Avg	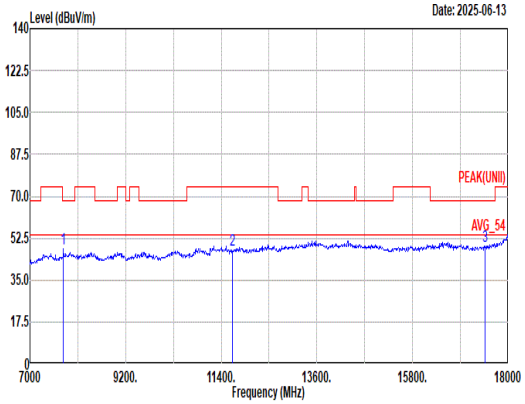 Site : 03CH11-HY Condition: PEAK(UNII) 3m 9120D_01620_240828 HORIZONTAL Freq Level Limit Line Margin Read Level Ant Factor Cable Loss Preamp Factor Aux Factor APos TPos Remark MHz dBuV/m dBuV/m dB dBuV dB/m dB dB dB cm deg 1 7766.67 48.15 68.20 -20.05 62.68 36.57 14.20 66.11 0.81 400 256 Peak 2 11650.00 47.79 74.00 -26.21 57.44 38.40 17.62 66.04 0.37 -- -- Peak 3 17475.00 49.35 68.20 -18.85 54.84 38.50 21.73 66.18 0.46 -- -- Peak	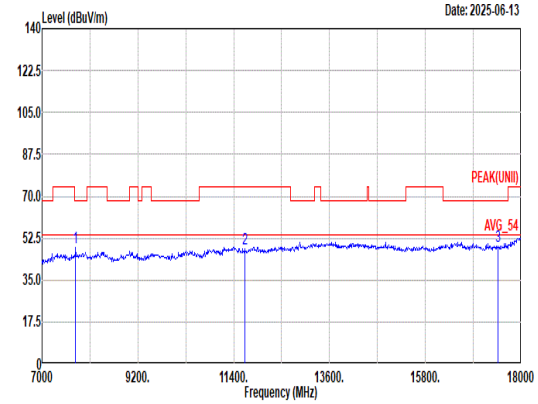 Site : 03CH11-HY Condition: PEAK(UNII) 3m 9120D_01620_240828 VERTICAL Freq Level Limit Line Margin Read Level Ant Factor Cable Loss Preamp Factor Aux Factor APos TPos Remark MHz dBuV/m dBuV/m dB dBuV dB/m dB dB dB cm deg 1 7766.67 48.84 68.20 -19.36 63.37 36.57 14.20 66.11 0.81 250 150 Peak 2 11650.00 47.95 74.00 -26.05 57.60 38.40 17.62 66.04 0.37 -- -- Peak 3 17475.00 49.00 68.20 -19.20 54.49 38.50 21.73 66.18 0.46 -- -- Peak

Mode	74	
	Harmonic	
	U-NII-3_5.725-5.85_802.11ax HE20_CH165_106/54 RU_5825MHz	
ANT	1	
Pol.	Horizontal	Vertical
14.47G ~14.5G Avg	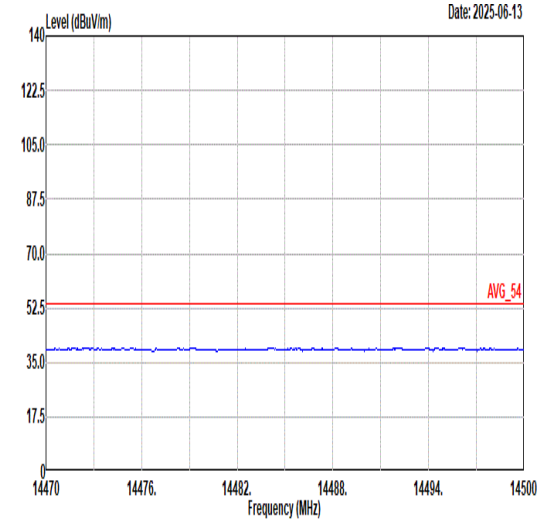 Site : 03CH11-HY Condition: AVG_54 3m 9120D_01620_240828 HORIZONTAL	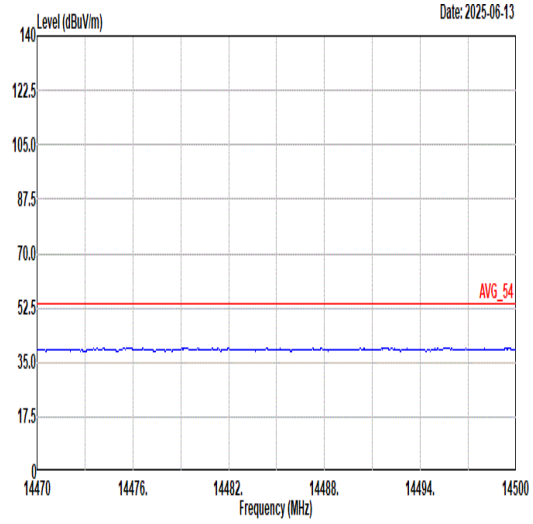 Site : 03CH11-HY Condition: AVG_54 3m 9120D_01620_240828 VERTICAL
17.7G ~18G Avg	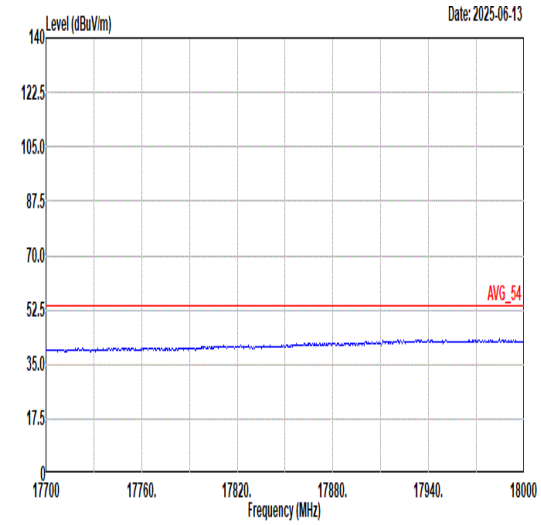 Site : 03CH11-HY Condition: AVG_54 3m 9120D_01620_240828 HORIZONTAL	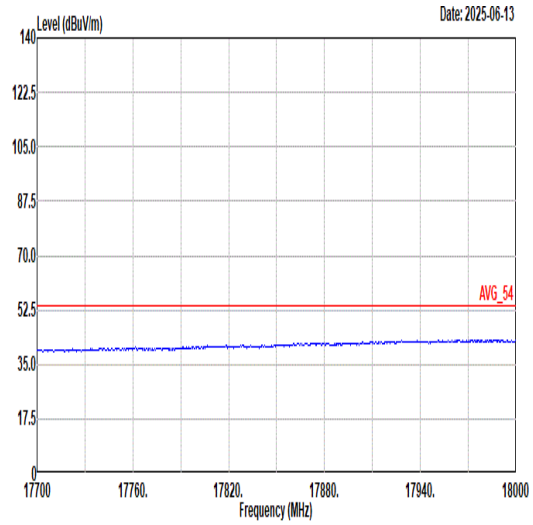 Site : 03CH11-HY Condition: AVG_54 3m 9120D_01620_240828 VERTICAL

Mode	75	
	SHF	
	U-NII-3_5.725-5.85_802.11ax HE20_CH157_52/38 RU_5785MHz	
ANT	1	
Pol.	Horizontal	Vertical
Peak	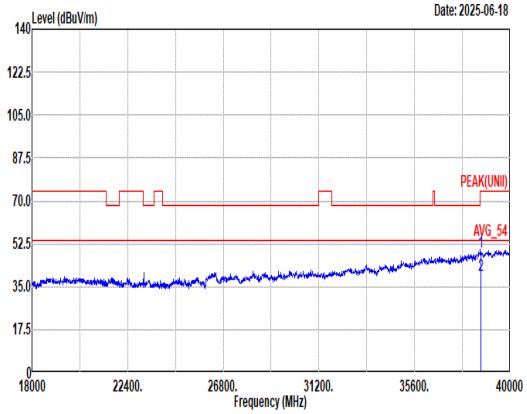 Site : 03CH11-HY Condition: PEAK(UNII) 1m SHF_1223_240624 HORIZONTAL Freq Level Limit Line Margin Read Level Ant Factor Cable Loss Preamp Factor Aux Factor APos TPos Remark MHz dBuV/m dBuV/m dB dBuV dB/m dB dB dB cm deg 1 38634.08 49.34 74.00 -24.66 41.84 43.63 33.82 60.41 -9.54 153 244 PEAK 2 38634.08 39.74 54.00 -14.26 32.24 43.63 33.82 60.41 -9.54 153 244 Average	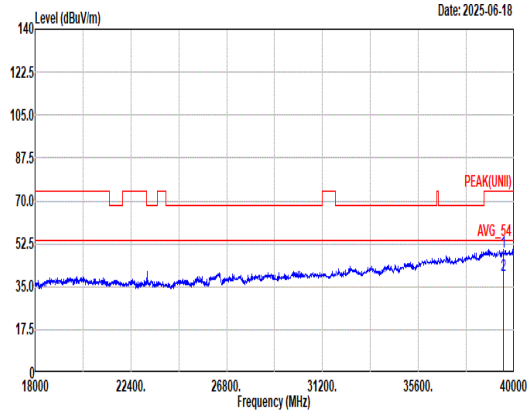 Site : 03CH11-HY Condition: PEAK(UNII) 1m SHF_1223_240624 VERTICAL Freq Level Limit Line Margin Read Level Ant Factor Cable Loss Preamp Factor Aux Factor APos TPos Remark MHz dBuV/m dBuV/m dB dBuV dB/m dB dB dB cm deg 1 39519.46 48.98 74.00 -25.02 40.01 44.95 34.25 60.69 -9.54 170 213 PEAK 2 39519.46 39.80 54.00 -14.20 30.83 44.95 34.25 60.69 -9.54 170 213 Average

Mode	76	
	LF	
	U-NII-3_5.725-5.85_802.11ax HE20_CH157_52/38 RU_5785MHz	
ANT	1	
Pol.	Horizontal	Vertical
QP/ Peak	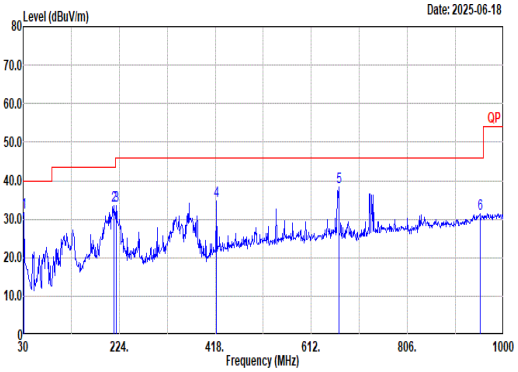 Site : 03CH11-HY Condition: QP 3m BILOG_37059&01_241127 HORIZONTAL Freq Level Limit Line Margin Read Level Ant Factor Cable Loss Preamp Factor Aux Factor APos TPos Remark 1 30.97 31.63 40.00 -8.37 38.93 24.21 0.83 32.41 0.07 -- -- Peak 2 213.33 33.36 43.50 -10.14 48.28 15.10 2.04 32.19 0.13 -- -- Peak 3 218.18 33.65 46.00 -12.35 48.42 15.22 2.06 32.19 0.14 -- -- Peak 4 420.91 34.62 46.00 -11.38 41.03 22.74 2.85 32.11 0.11 -- -- Peak 5 667.29 38.23 46.00 -7.77 40.14 26.58 3.59 32.23 0.15 -- -- Peak 6 952.47 31.49 46.00 -14.51 26.80 31.07 4.28 30.87 0.21 -- -- Peak	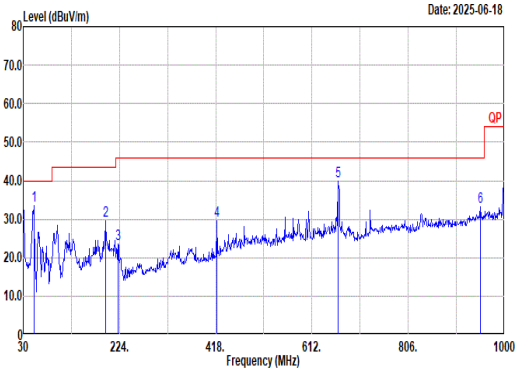 Site : 03CH11-HY Condition: QP 3m BILOG_37059&01_241127 VERTICAL Freq Level Limit Line Margin Read Level Ant Factor Cable Loss Preamp Factor Aux Factor APos TPos Remark 1 51.34 33.53 40.00 -6.47 50.64 14.06 1.10 32.34 0.07 -- -- Peak 2 195.87 29.52 43.50 -13.98 44.50 15.13 1.96 32.20 0.13 -- -- Peak 3 221.09 23.66 46.00 -22.34 38.19 15.45 2.07 32.19 0.14 -- -- Peak 4 420.91 29.66 46.00 -16.34 36.07 22.74 2.85 32.11 0.11 -- -- Peak 5 664.38 39.95 46.00 -6.05 41.88 26.58 3.58 32.24 0.15 -- -- Peak 6 951.50 33.22 46.00 -12.78 28.57 31.04 4.28 30.88 0.21 -- -- Peak

Appendix F. Duty Cycle Plots

Antenna	Band	Duty Cycle(%)	T(us)	1/T(kHz)	VBW Setting
1	802.11a	38.43	930	1.075	1.1 kHz
1	5GHz 802.11n HT20	36.41	852	1.174	1.2 kHz
1	5GHz 802.11ax HE20 Full RU	33.09	736	1.359	1.5 kHz
1	5GHz 802.11ax HE20 26 RU	31.23	501.6	1.994	2.2 kHz
1	5GHz 802.11ax HE20 52 RU	28.53	440.8	2.269	2.4 kHz
1	5GHz 802.11ax HE20 106 RU	29.90	471.2	2.122	2.2 kHz

<Ant. 1>

802.11a

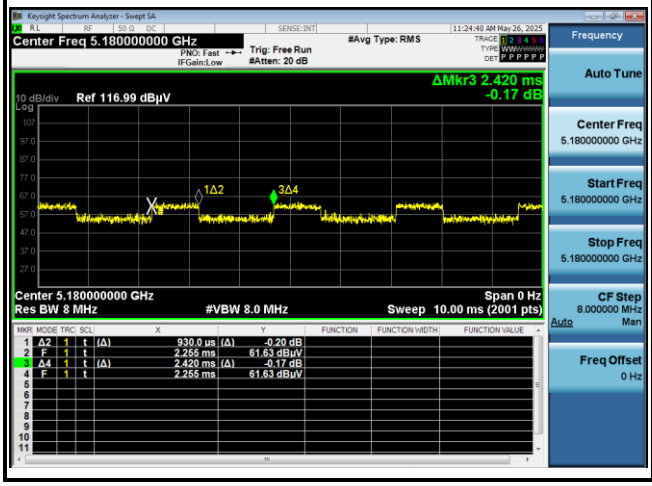

5GHz 802.11n HT20

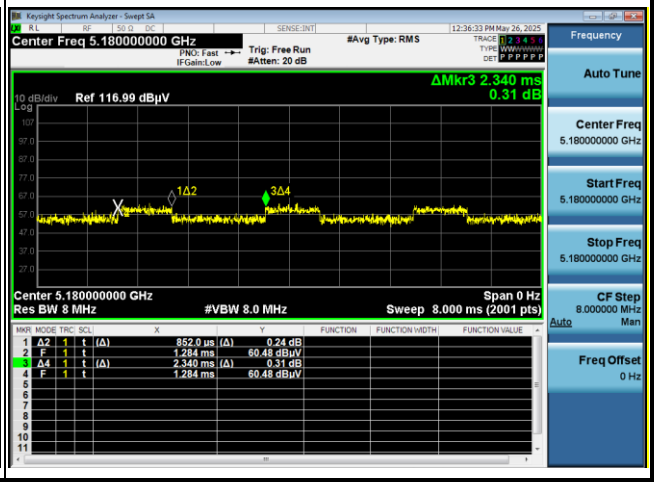

5GHz 802.11ax HE20 Full RU	5GHz 802.11ax HE20 26 RU
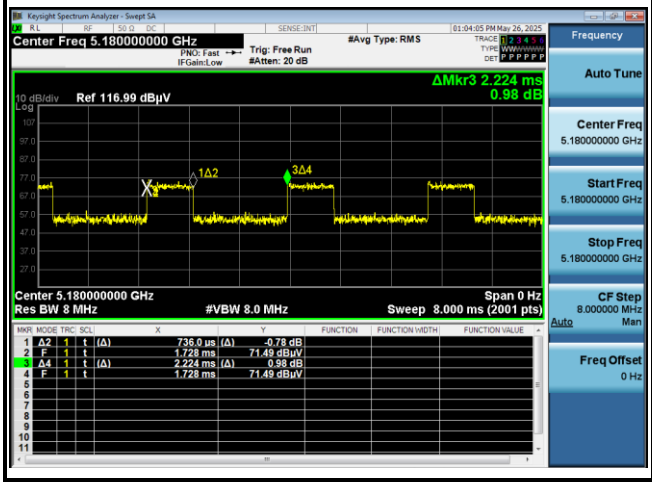	
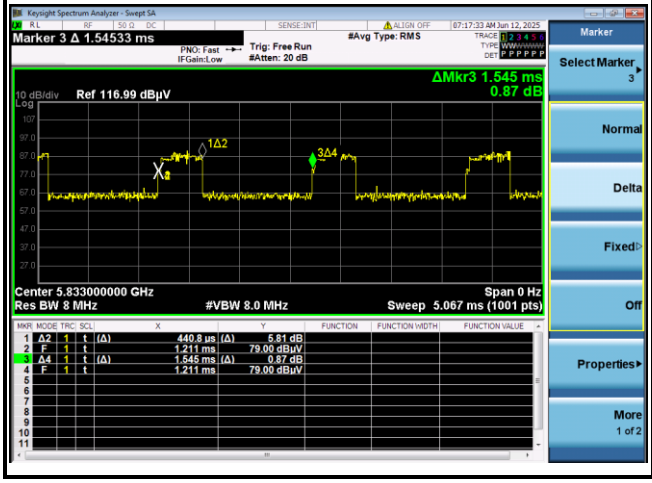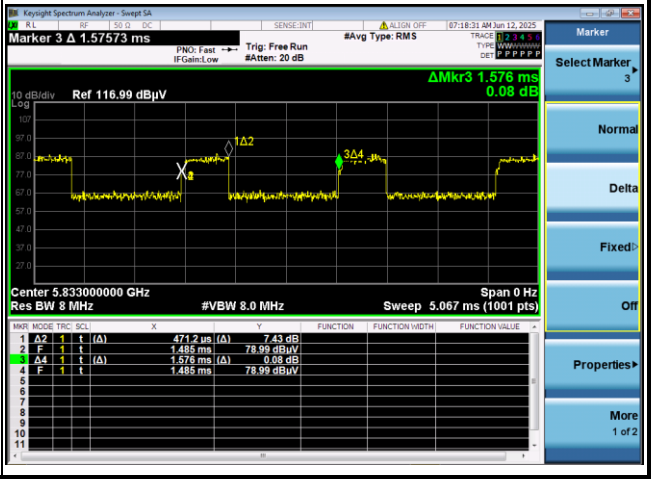
5GHz 802.11ax HE20 52 RU	5GHz 802.11ax HE20 106 RU