Mode	2	
	Band Edge - L	
	2400-2483.5_Bluetooth-LE_GFSK _CH19_2440MHz	
ANT	1	
Pol.	Horizontal	Fundamental
Peak	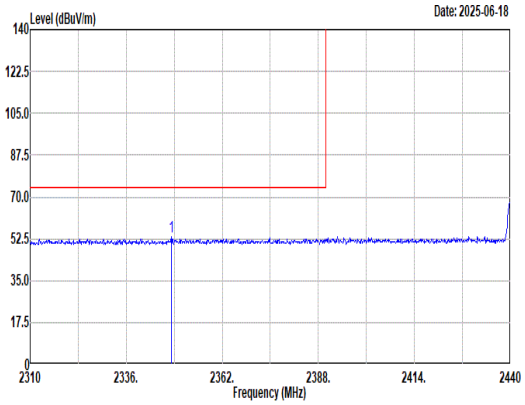 Site : 03CH11-HY Condition: PEAK_BE_74 3m 9120D_01620_240828 HORIZONTAL : RBW:1000.000kHz VBW:3000.000kHz SWT:Auto Freq Level Limit Line Margin Read Level Ant Factor Cable Loss Preamp Factor Aux Factor APos TPos Remark MHz dBuV/m dBuV/m dB dBuV dB/m dB dB dB cm deg 1 2348.22 53.10 74.00 -20.90 42.41 27.18 6.73 33.24 10.02 331 323 Peak	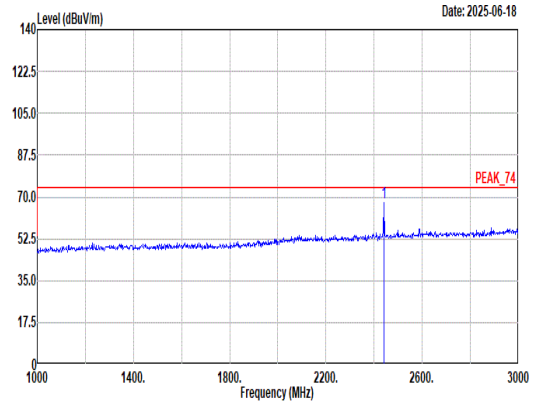 Site : 03CH11-HY Condition: PEAK_74 3m 9120D_01620_240828 HORIZONTAL : RBW:1000.000kHz VBW:3000.000kHz SWT:Auto Freq Level Limit Line Margin Read Level Ant Factor Cable Loss Preamp Factor Aux Factor APos TPos Remark MHz dBuV/m dBuV/m dB dBuV dB/m dB dB dB cm deg 1 2440.00 67.66 ------ ------ 56.35 27.60 6.84 33.16 10.03 331 323 Peak
Avg	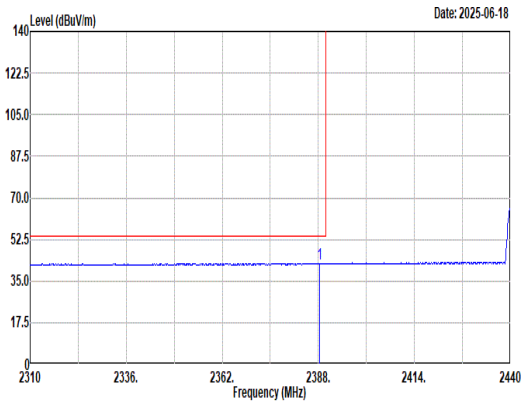 Site : 03CH11-HY Condition: AVG_BE_54 3m 9120D_01620_240828 HORIZONTAL : RBW:1000.000kHz VBW:1.100kHz SWT:Auto Freq Level Limit Line Margin Read Level Ant Factor Cable Loss Preamp Factor Aux Factor APos TPos Remark MHz dBuV/m dBuV/m dB dBuV dB/m dB dB dB cm deg 1 2388.26 42.43 54.00 -11.57 31.52 27.28 6.80 33.20 10.03 331 323 Average	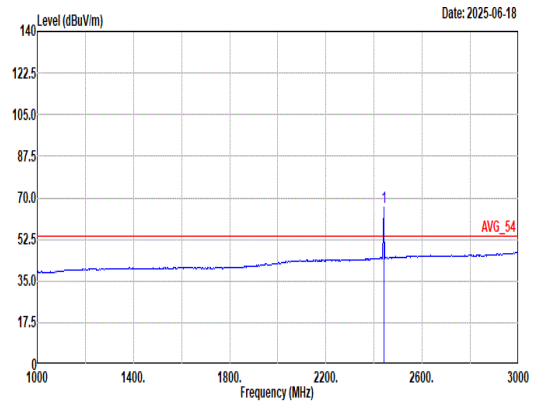 Site : 03CH11-HY Condition: AVG_54 3m 9120D_01620_240828 HORIZONTAL : RBW:1000.000kHz VBW:1.100kHz SWT:Auto Freq Level Limit Line Margin Read Level Ant Factor Cable Loss Preamp Factor Aux Factor APos TPos Remark MHz dBuV/m dBuV/m dB dBuV dB/m dB dB dB cm deg 1 2440.00 66.27 ------ ------ 54.96 27.60 6.84 33.16 10.03 331 323 Average

Mode	2	
	Band Edge - R	
	2400-2483.5_Bluetooth-LE_GFSK _CH19_2440MHz	
ANT	1	
Pol.	Horizontal	Fundamental
Peak	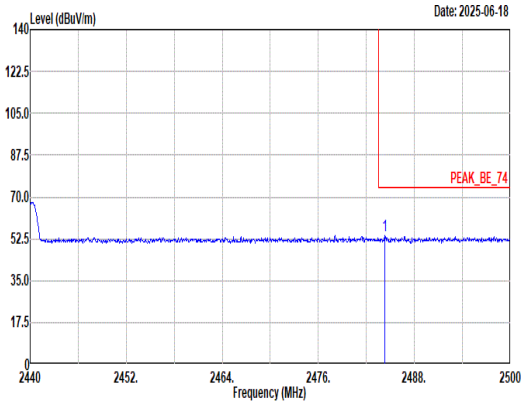 Site : 03CH11-HY Condition: PEAK_BE_74 3m 9120D_01620_240828 HORIZONTAL : RBW:1000.000kHz VBW:3000.000kHz SWT:Auto Limit Read Ant Cable Preamp Aux APos TPos Freq Level Line Margin Level Factor Loss Factor Factor Remark MHz dBuV/m dBuV/m dB dBuV dB/m dB dB dB cm deg 1 2484.28 53.71 74.00 -20.29 42.08 27.84 6.87 33.11 10.03 331 323 Peak	Blank
Avg	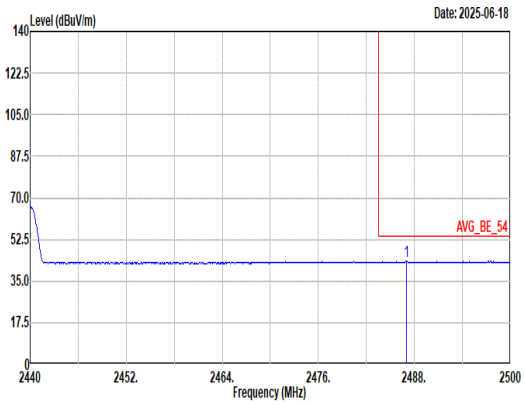 Site : 03CH11-HY Condition: AVG_BE_54 3m 9120D_01620_240828 HORIZONTAL : RBW:1000.000kHz VBW:1.100kHz SWT:Auto Limit Read Ant Cable Preamp Aux APos TPos Freq Level Line Margin Level Factor Loss Factor Factor Remark MHz dBuV/m dBuV/m dB dBuV dB/m dB dB dB cm deg 1 2487.04 43.32 54.00 -10.68 31.66 27.87 6.87 33.11 10.03 331 323 Average	Blank

Mode	2	
	Band Edge - L	
	2400-2483.5_Bluetooth-LE_GFSK _CH19_2440MHz	
ANT	1	
Pol.	Vertical	Fundamental
Peak	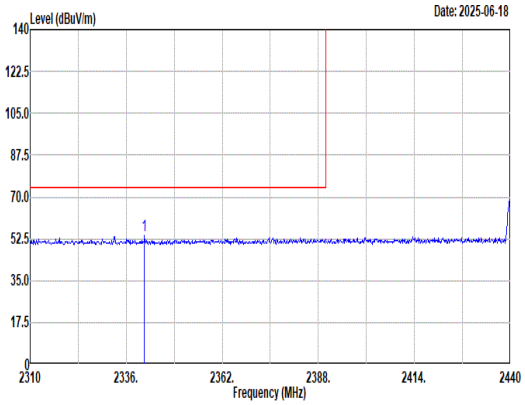 Site : 03CH11-HY Condition: PEAK_BE_74 3m 9120D_01620_240828 VERTICAL : RBW:1000.000kHz VBW:3000.000kHz SWT:Auto Freq Level Limit Line Margin Read Level Ant Factor Cable Loss Preamp Factor Aux Factor APos TPos Remark MHz dBuV/m dBuV/m dB dBuV dB/m dB dB dB cm deg 1 2340.94 53.67 74.00 -20.33 43.07 27.11 6.72 33.25 10.02 300 275 Peak	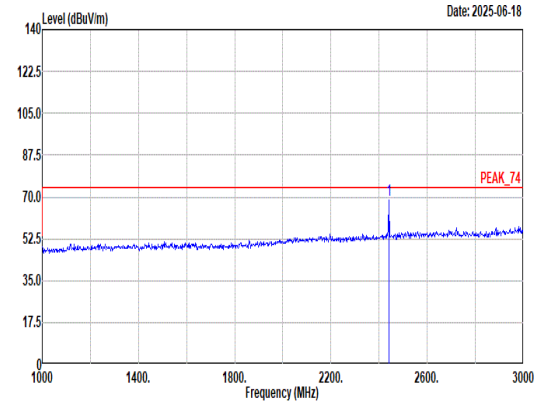 Site : 03CH11-HY Condition: PEAK_74 3m 9120D_01620_240828 VERTICAL : RBW:1000.000kHz VBW:3000.000kHz SWT:Auto Freq Level Limit Line Margin Read Level Ant Factor Cable Loss Preamp Factor Aux Factor APos TPos Remark MHz dBuV/m dBuV/m dB dBuV dB/m dB dB dB cm deg 1 2440.00 68.61 ------ ------ 57.30 27.60 6.84 33.16 10.03 300 275 Peak
Avg	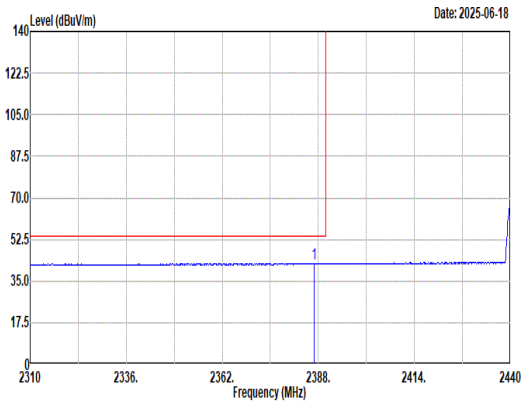 Site : 03CH11-HY Condition: AVG_BE_54 3m 9120D_01620_240828 VERTICAL : RBW:1000.000kHz VBW:1.100kHz SWT:Auto Freq Level Limit Line Margin Read Level Ant Factor Cable Loss Preamp Factor Aux Factor APos TPos Remark MHz dBuV/m dBuV/m dB dBuV dB/m dB dB dB cm deg 1 2386.96 42.45 54.00 -11.55 31.55 27.27 6.80 33.20 10.03 300 275 Average	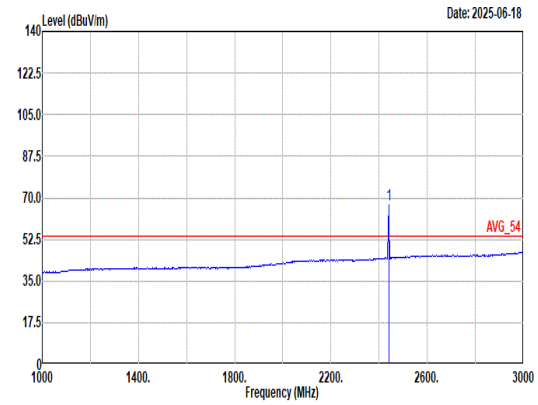 Site : 03CH11-HY Condition: AVG_54 3m 9120D_01620_240828 VERTICAL : RBW:1000.000kHz VBW:1.100kHz SWT:Auto Freq Level Limit Line Margin Read Level Ant Factor Cable Loss Preamp Factor Aux Factor APos TPos Remark MHz dBuV/m dBuV/m dB dBuV dB/m dB dB dB cm deg 1 2440.00 67.16 ------ ------ 55.85 27.60 6.84 33.16 10.03 300 275 Average

Mode	2	
	Band Edge - R	
	2400-2483.5_Bluetooth-LE_GFSK _CH19_2440MHz	
ANT	1	
Pol.	Vertical	Fundamental
Peak	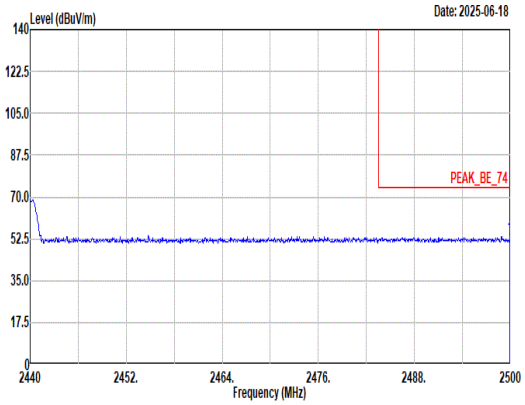 Site : 03CH11-HY Condition: PEAK_BE_74 3m 9120D_01620_240828 VERTICAL : RBW:1000.000kHz VBW:3000.000kHz SWT:Auto Limit Read Ant Cable Preamp Aux APos TPos Freq Level Line Margin Level Factor Loss Factor Factor Remark MHz dBuV/m dBuV/m dB dBuV dB/m dB dB dB cm deg 1 2499.94 53.27 74.00 -20.73 41.56 27.90 6.88 33.10 10.03 300 275 Peak	Blank
Avg	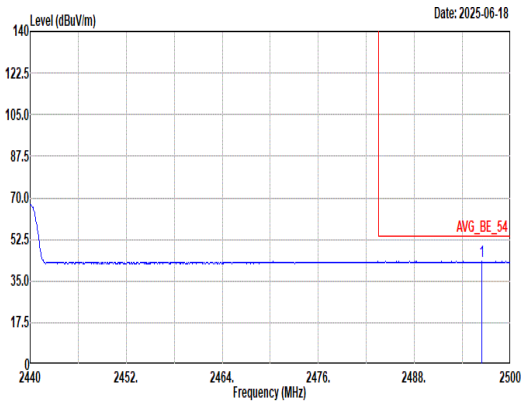 Site : 03CH11-HY Condition: AVG_BE_54 3m 9120D_01620_240828 VERTICAL : RBW:1000.000kHz VBW:1.100kHz SWT:Auto Limit Read Ant Cable Preamp Aux APos TPos Freq Level Line Margin Level Factor Loss Factor Factor Remark MHz dBuV/m dBuV/m dB dBuV dB/m dB dB dB cm deg 1 2496.40 43.17 54.00 -10.83 31.46 27.90 6.88 33.10 10.03 300 275 Average	Blank

Mode	2	
	Harmonic	
	2400-2483.5_Bluetooth-LE_GFSK _CH19_2440MHz	
ANT	1	
Pol.	Horizontal	Vertical
Peak Avg	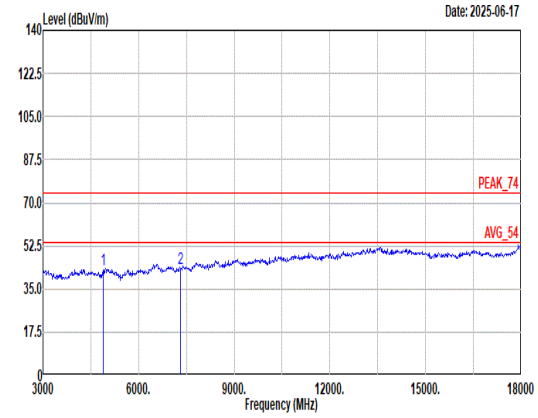 Site : 03CH11-HY Condition: PEAK_74 3m 9120D_01620_240828 HORIZONTAL Freq Level Limit Line Margin Read Level Ant Factor Cable Loss Preamp Factor Aux Factor APos TPos Remark MHz dBuV/m dBuV/m dB dBuV dB/m dB dB dB cm deg 1 4880.00 42.67 74.00 -31.33 65.45 32.72 10.66 66.70 0.54 -- -- Peak 2 7320.00 43.49 74.00 -30.51 58.46 36.76 13.74 65.78 0.31 -- -- Peak	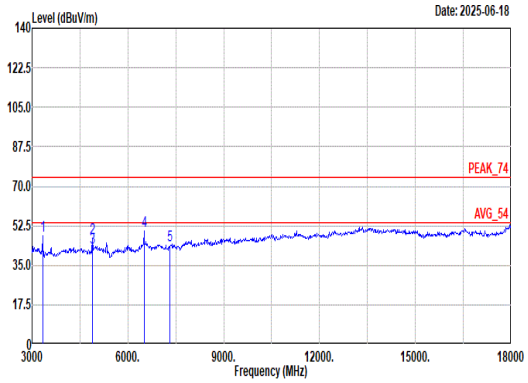 Site : 03CH11-HY Condition: PEAK_74 3m 9120D_01620_240828 VERTICAL Freq Level Limit Line Margin Read Level Ant Factor Cable Loss Preamp Factor Aux Factor APos TPos Remark MHz dBuV/m dBuV/m dB dBuV dB/m dB dB dB cm deg 1 3330.00 48.15 74.00 -25.85 74.45 29.60 9.17 66.33 1.26 242 0 Peak 2 4880.00 47.22 74.00 -26.78 70.00 32.72 10.66 66.70 0.54 179 4 Peak 3 4880.00 43.01 54.00 -10.99 65.79 32.72 10.66 66.70 0.54 179 4 Average 4 6510.00 50.39 74.00 -23.61 66.86 35.08 12.97 64.91 0.39 100 165 Peak 5 7320.00 43.82 74.00 -30.18 58.79 36.76 13.74 65.78 0.31 -- -- Peak

Remark: The unwanted signals 3330MHz, 6510MHz can be ignored as they fall within the non-restricted band and meet the requirements of FCC 15.247 (d), RSS-247 section 5.5, LP0002 section 4.1.10.5.

Mode	2	
	Harmonic	
	2400-2483.5_Bluetooth-LE_GFSK _CH19_2440MHz	
ANT	1	
Pol.	Horizontal	Vertical
14.47G ~14.5G Avg	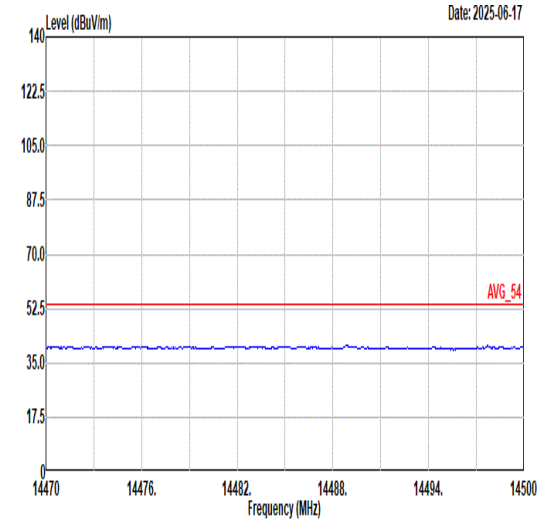 Site : 03CH11-HY Condition: AVG_54 3m 9120D_01620_240828 HORIZONTAL	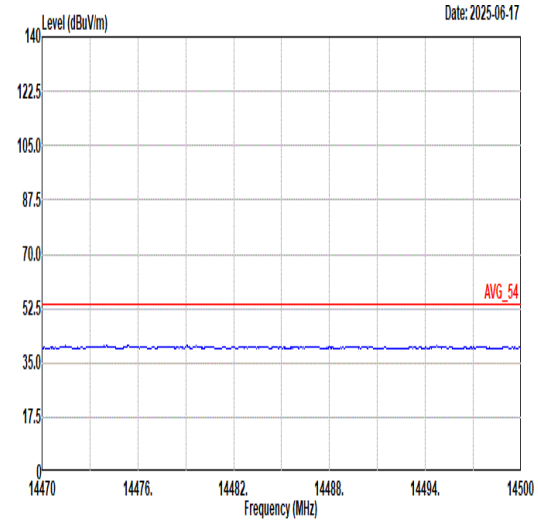 Site : 03CH11-HY Condition: AVG_54 3m 9120D_01620_240828 VERTICAL
17.7G ~18G Avg	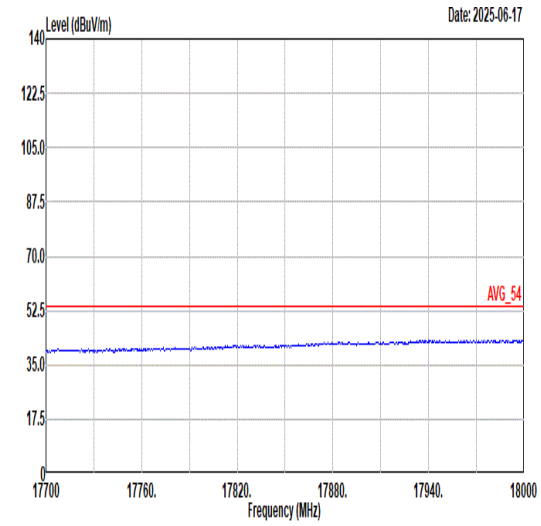 Site : 03CH11-HY Condition: AVG_54 3m 9120D_01620_240828 HORIZONTAL	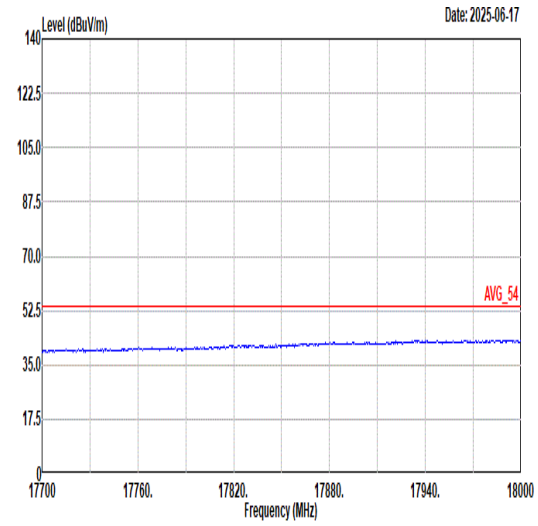 Site : 03CH11-HY Condition: AVG_54 3m 9120D_01620_240828 VERTICAL

Mode	3	
	Band Edge	
	2400-2483.5_Bluetooth-LE_GFSK _CH39_2480MHz	
ANT	1	
Pol.	Horizontal	Fundamental
Peak	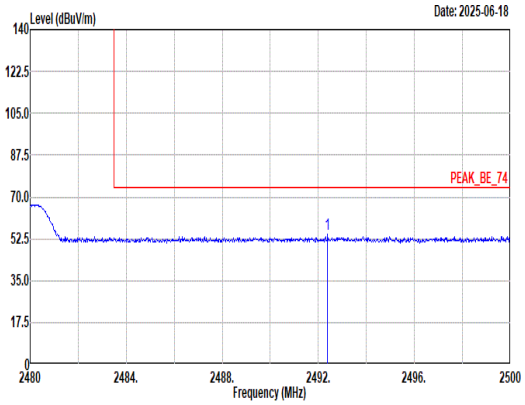 Site : 03CH11-HY Condition: PEAK_BE_74 3m 9120D_01620_240828 HORIZONTAL : RBW:1000.000kHz VBW:3000.000kHz SWT:Auto Freq Level Limit Line Margin Read Level Ant Factor Cable Loss Preamp Factor Aux Factor APos TPos Remark MHz dBuV/m dBuV/m dB dBuV dB/m dB dB dB cm deg 1 2492.38 54.27 74.00 -19.73 42.57 27.90 6.88 33.11 10.03 108 214 Peak	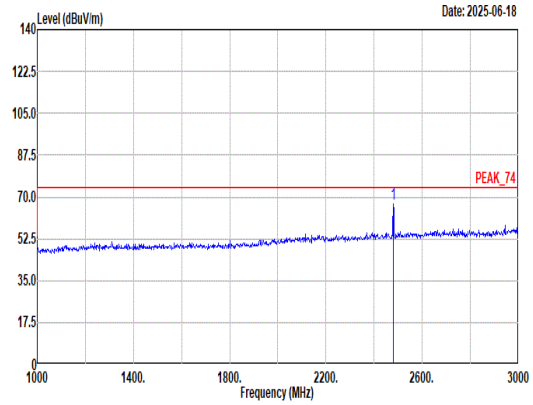 Site : 03CH11-HY Condition: PEAK_74 3m 9120D_01620_240828 HORIZONTAL : RBW:1000.000kHz VBW:3000.000kHz SWT:Auto Freq Level Limit Line Margin Read Level Ant Factor Cable Loss Preamp Factor Aux Factor APos TPos Remark MHz dBuV/m dBuV/m dB dBuV dB/m dB dB dB cm deg 1 2480.00 66.84 ------ ------ 55.26 27.80 6.87 33.12 10.03 108 214 Peak
Avg	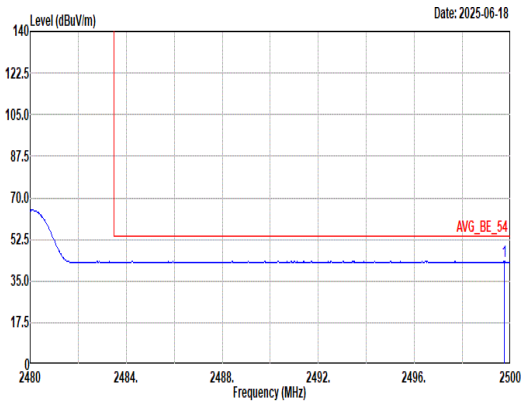 Site : 03CH11-HY Condition: AVG_BE_54 3m 9120D_01620_240828 HORIZONTAL : RBW:1000.000kHz VBW:1.100kHz SWT:Auto Freq Level Limit Line Margin Read Level Ant Factor Cable Loss Preamp Factor Aux Factor APos TPos Remark MHz dBuV/m dBuV/m dB dBuV dB/m dB dB dB cm deg 1 2499.74 43.31 54.00 -10.69 31.60 27.90 6.88 33.10 10.03 108 214 Average	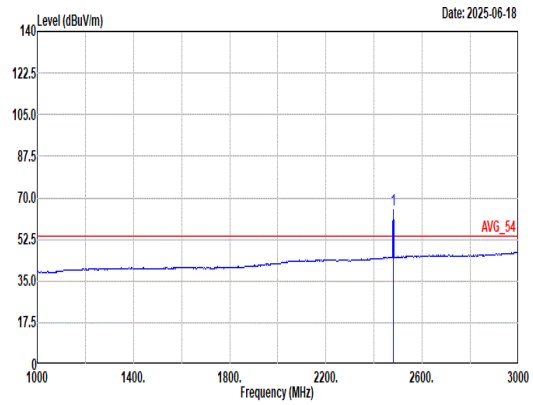 Site : 03CH11-HY Condition: AVG_54 3m 9120D_01620_240828 HORIZONTAL : RBW:1000.000kHz VBW:1.100kHz SWT:Auto Freq Level Limit Line Margin Read Level Ant Factor Cable Loss Preamp Factor Aux Factor APos TPos Remark MHz dBuV/m dBuV/m dB dBuV dB/m dB dB dB cm deg 1 2480.00 65.03 ------ ------ 53.45 27.80 6.87 33.12 10.03 108 214 Average

Mode	3	
	Band Edge	
	2400-2483.5_Bluetooth-LE_GFSK _CH39_2480MHz	
ANT	1	
Pol.	Vertical	Fundamental
Peak	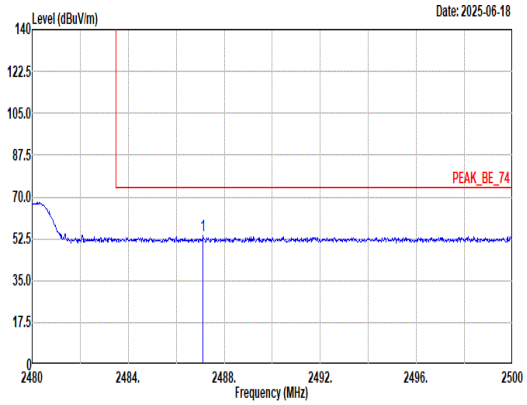 Site : 03CH11-HY Condition: PEAK_BE_74 3m 9120D_01620_240828 VERTICAL : RBW:1000.000kHz VBW:3000.000kHz SWT:Auto Freq Level Limit Line Margin Read Level Ant Factor Cable Loss Preamp Factor Aux Factor APos TPos Remark MHz dBuV/m dBuV/m dB dBuV dB/m dB dB dB cm deg 1 2487.12 53.65 74.00 -20.35 41.99 27.87 6.87 33.11 10.03 400 263 Peak	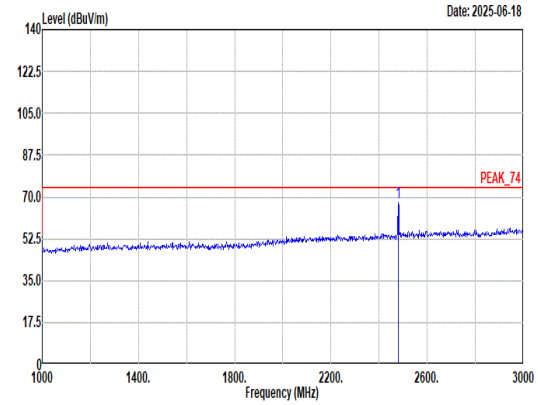 Site : 03CH11-HY Condition: PEAK_74 3m 9120D_01620_240828 VERTICAL : RBW:1000.000kHz VBW:3000.000kHz SWT:Auto Freq Level Limit Line Margin Read Level Ant Factor Cable Loss Preamp Factor Aux Factor APos TPos Remark MHz dBuV/m dBuV/m dB dBuV dB/m dB dB dB cm deg 1 2480.00 67.47 ------ ------ 55.89 27.80 6.87 33.12 10.03 400 263 Peak
Avg	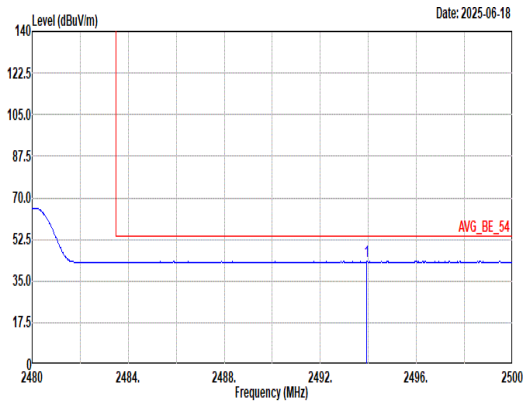 Site : 03CH11-HY Condition: AVG_BE_54 3m 9120D_01620_240828 VERTICAL : RBW:1000.000kHz VBW:1.100kHz SWT:Auto Freq Level Limit Line Margin Read Level Ant Factor Cable Loss Preamp Factor Aux Factor APos TPos Remark MHz dBuV/m dBuV/m dB dBuV dB/m dB dB dB cm deg 1 2493.92 43.29 54.00 -10.71 31.59 27.90 6.88 33.11 10.03 400 263 Average	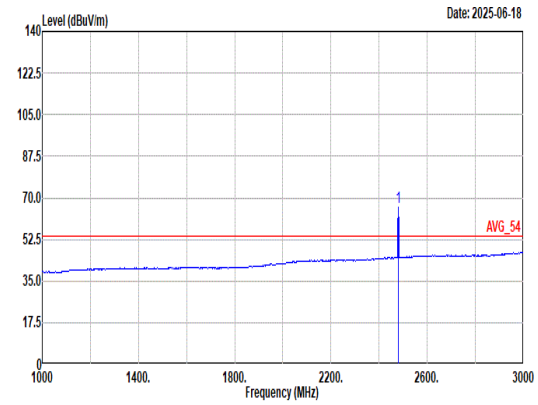 Site : 03CH11-HY Condition: AVG_54 3m 9120D_01620_240828 VERTICAL : RBW:1000.000kHz VBW:1.100kHz SWT:Auto Freq Level Limit Line Margin Read Level Ant Factor Cable Loss Preamp Factor Aux Factor APos TPos Remark MHz dBuV/m dBuV/m dB dBuV dB/m dB dB dB cm deg 1 2480.00 66.07 ------ ------ 54.49 27.80 6.87 33.12 10.03 400 263 Average

Mode	3	
	Harmonic	
	2400-2483.5_Bluetooth-LE_GFSK _CH39_2480MHz	
ANT	1	
Pol.	Horizontal	Vertical
Peak Avg	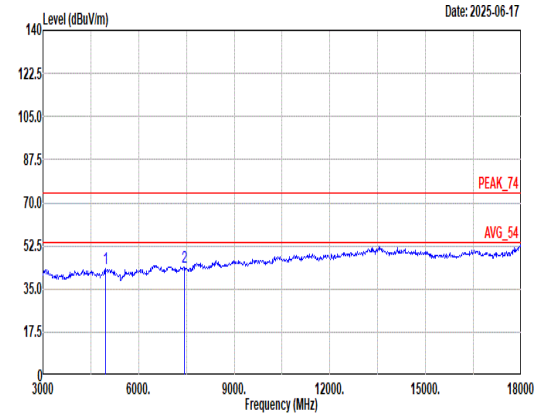 Site : 03CH11-HY Condition: PEAK_74 3m 9120D_01620_240828 HORIZONTAL 1 4960.00 43.55 74.00 -30.45 65.58 33.02 11.01 66.63 0.57 -- -- Peak 2 7440.00 43.87 74.00 -30.13 59.38 36.24 13.86 65.93 0.32 -- -- Peak	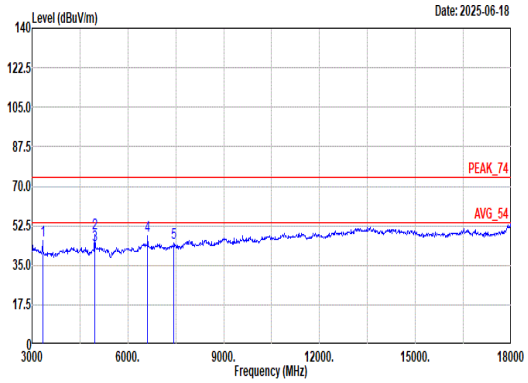 Site : 03CH11-HY Condition: PEAK_74 3m 9120D_01620_240828 VERTICAL 1 3330.00 45.80 74.00 -28.20 72.10 29.60 9.17 66.33 1.26 300 1 Peak 2 4960.00 48.94 74.00 -25.06 70.97 33.02 11.01 66.63 0.57 162 4 Peak 3 4960.00 43.88 54.00 -10.12 65.91 33.02 11.01 66.63 0.57 162 4 Average 4 6615.00 47.89 74.00 -26.11 63.68 35.73 13.21 65.01 0.28 200 194 Peak 5 7440.00 45.03 74.00 -28.97 60.54 36.24 13.86 65.93 0.32 -- -- Peak

Remark: The unwanted signals 3330MHz, 6615MHz can be ignored as they fall within the non-restricted band and meet the requirements of FCC 15.247 (d), RSS-247 section 5.5, LP0002 section 4.1.10.5.

Mode	3	
	Harmonic	
	2400-2483.5_Bluetooth-LE_GFSK _CH39_2480MHz	
ANT	1	
Pol.	Horizontal	Vertical
14.47G ~14.5G Avg	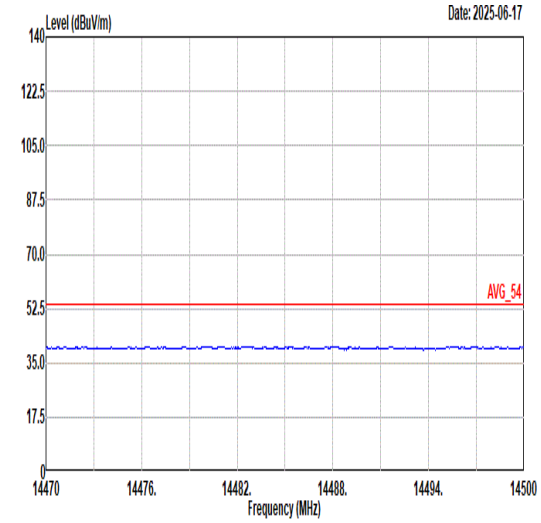 Site : 03CH11-HY Condition: AVG_54 3m 9120D_01620_240828 HORIZONTAL	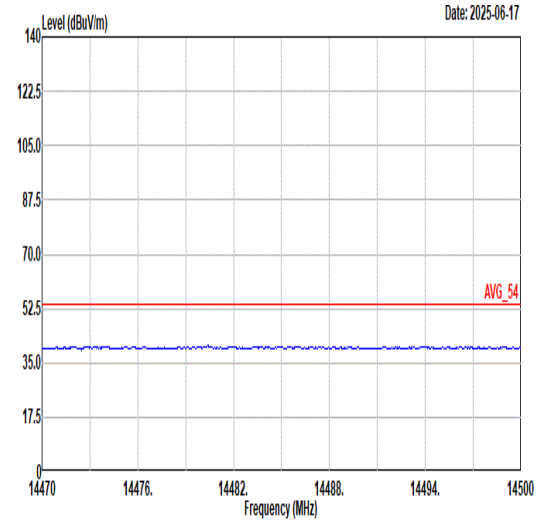 Site : 03CH11-HY Condition: AVG_54 3m 9120D_01620_240828 VERTICAL
17.7G ~18G Avg	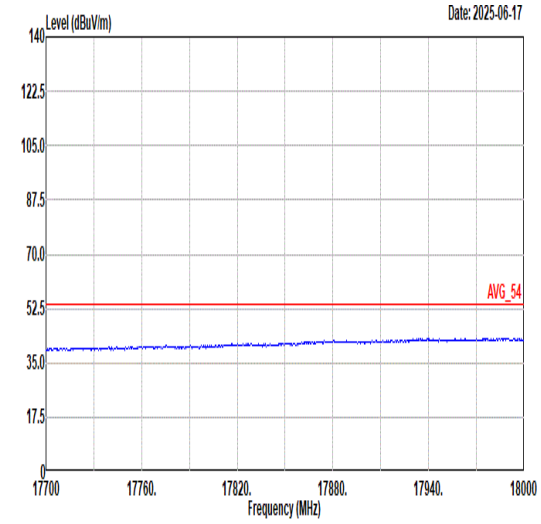 Site : 03CH11-HY Condition: AVG_54 3m 9120D_01620_240828 HORIZONTAL	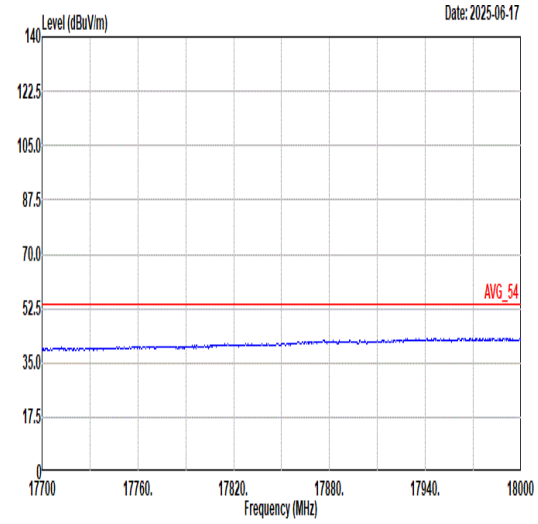 Site : 03CH11-HY Condition: AVG_54 3m 9120D_01620_240828 VERTICAL

Mode	4	
	Band Edge	
	2400-2483.5_Bluetooth-LE_GFSK _CH01_2404MHz	
ANT	1	
Pol.	Horizontal	Fundamental
Peak	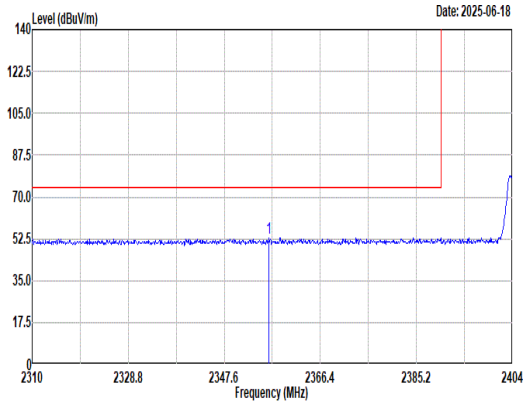 Site : 03CH11-HY Condition: PEAK_BE_74 3m 9120D_01620_240828 HORIZONTAL : RBW:1000.000kHz VBW:3000.000kHz SWT:Auto Freq Level Limit Line Margin Read Level Ant Factor Cable Loss Preamp Factor Aux Factor APos TPos Remark MHz dBuV/m dBuV/m dB dBuV dB/m dB dB dB cm deg 1 2356.34 53.07 74.00 -20.93 42.33 27.20 6.75 33.23 10.02 300 324 Peak	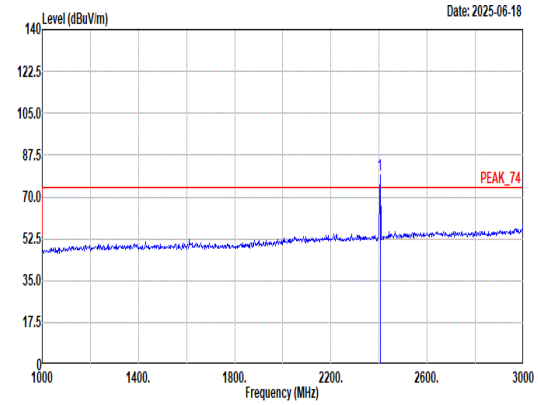 Site : 03CH11-HY Condition: PEAK_74 3m 9120D_01620_240828 HORIZONTAL : RBW:1000.000kHz VBW:3000.000kHz SWT:Auto Freq Level Limit Line Margin Read Level Ant Factor Cable Loss Preamp Factor Aux Factor APos TPos Remark MHz dBuV/m dBuV/m dB dBuV dB/m dB dB dB cm deg 1 2404.00 79.00 ------ ------ 67.94 27.40 6.82 33.19 10.03 300 324 Peak
Avg	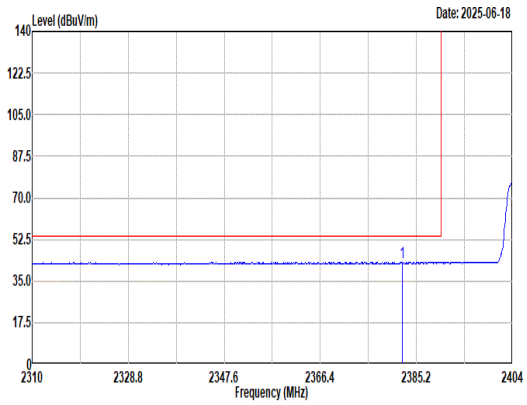 Site : 03CH11-HY Condition: AVG_BE_54 3m 9120D_01620_240828 HORIZONTAL : RBW:1000.000kHz VBW:2.200kHz SWT:Auto Freq Level Limit Line Margin Read Level Ant Factor Cable Loss Preamp Factor Aux Factor APos TPos Remark MHz dBuV/m dBuV/m dB dBuV dB/m dB dB dB cm deg 1 2382.38 43.05 54.00 -10.95 32.22 27.22 6.79 33.21 10.03 300 324 Average	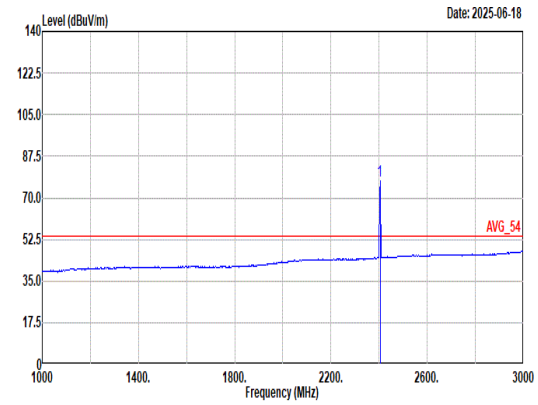 Site : 03CH11-HY Condition: AVG_54 3m 9120D_01620_240828 HORIZONTAL : RBW:1000.000kHz VBW:2.200kHz SWT:Auto Freq Level Limit Line Margin Read Level Ant Factor Cable Loss Preamp Factor Aux Factor APos TPos Remark MHz dBuV/m dBuV/m dB dBuV dB/m dB dB dB cm deg 1 2404.00 77.33 ------ ------ 66.27 27.40 6.82 33.19 10.03 300 324 Average

Mode	4	
	Band Edge	
	2400-2483.5_Bluetooth-LE_GFSK _CH01_2404MHz	
ANT	1	
Pol.	Vertical	Fundamental
Peak	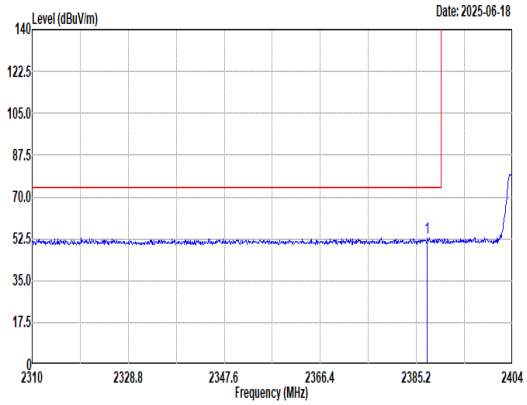 Site : 03CH11-HY Condition: PEAK_BE_74 3m 9120D_01620_240828 VERTICAL : RBW:1000.000kHz VBW:3000.000kHz SWT:Auto Freq Level Limit Line Margin Read Level Ant Factor Cable Loss Preamp Factor Aux Factor APos TPos Remark MHz dBuV/m dBuV/m dB dBuV dB/m dB dB dB cm deg 1 2387.36 52.98 74.00 -21.02 42.08 27.27 6.80 33.20 10.03 302 275 Peak	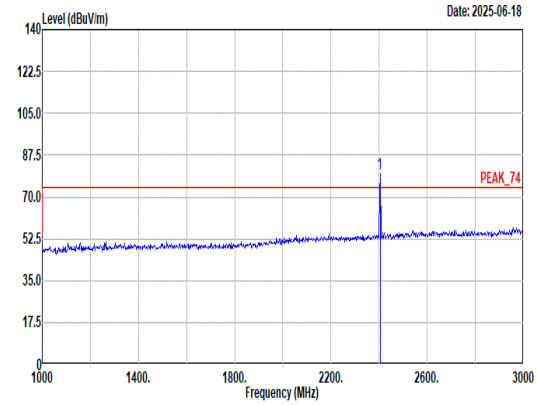 Site : 03CH11-HY Condition: PEAK_74 3m 9120D_01620_240828 VERTICAL : RBW:1000.000kHz VBW:3000.000kHz SWT:Auto Freq Level Limit Line Margin Read Level Ant Factor Cable Loss Preamp Factor Aux Factor APos TPos Remark MHz dBuV/m dBuV/m dB dBuV dB/m dB dB dB cm deg 1 2404.00 79.58 ------ ------ 68.52 27.40 6.82 33.19 10.03 302 275 Peak
Avg	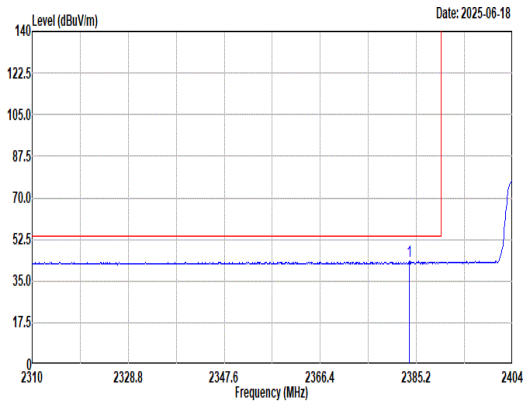 Site : 03CH11-HY Condition: AVG_BE_54 3m 9120D_01620_240828 VERTICAL : RBW:1000.000kHz VBW:2.200kHz SWT:Auto Freq Level Limit Line Margin Read Level Ant Factor Cable Loss Preamp Factor Aux Factor APos TPos Remark MHz dBuV/m dBuV/m dB dBuV dB/m dB dB dB cm deg 1 2383.79 43.17 54.00 -10.83 32.32 27.24 6.79 33.21 10.03 302 275 Average	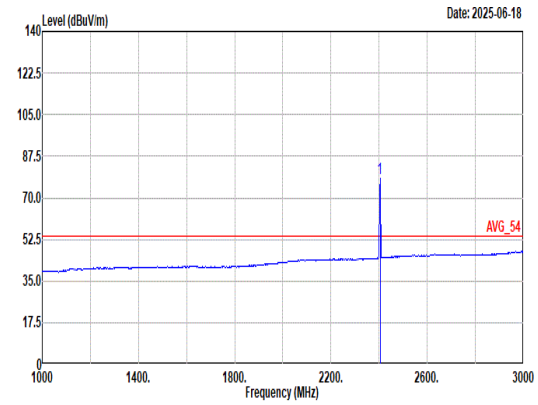 Site : 03CH11-HY Condition: AVG_54 3m 9120D_01620_240828 VERTICAL : RBW:1000.000kHz VBW:2.200kHz SWT:Auto Freq Level Limit Line Margin Read Level Ant Factor Cable Loss Preamp Factor Aux Factor APos TPos Remark MHz dBuV/m dBuV/m dB dBuV dB/m dB dB dB cm deg 1 2404.00 78.15 ------ ------ 67.09 27.40 6.82 33.19 10.03 302 275 Average

Mode	4	
	Harmonic	
	2400-2483.5_Bluetooth-LE_GFSK _CH01_2404MHz	
ANT	1	
Pol.	Horizontal	Vertical
Peak Avg	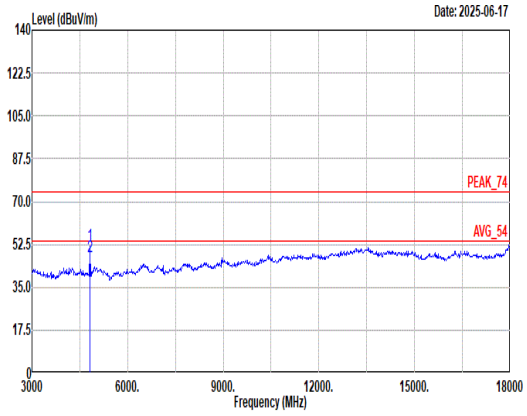 Site : 03CH11-HY Condition: PEAK_74 3m 9120D_01620_240828 HORIZONTAL Freq Level Limit Line Margin Read Level Ant Factor Cable Loss Preamp Factor Aux Factor APos TPos Remark MHz dBuV/m dBuV/m dB dBuV dB/m dB dB dB cm deg 1 4808.00 52.31 74.00 -21.69 75.86 32.35 10.35 66.75 0.50 114 80 Peak 2 4808.00 47.68 54.00 -6.32 71.23 32.35 10.35 66.75 0.50 114 80 Average	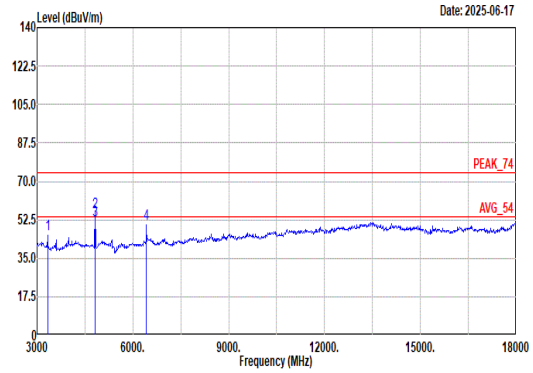 Site : 03CH11-HY Condition: PEAK_74 3m 9120D_01620_240828 VERTICAL Freq Level Limit Line Margin Read Level Ant Factor Cable Loss Preamp Factor Aux Factor APos TPos Remark MHz dBuV/m dBuV/m dB dBuV dB/m dB dB dB cm deg 1 3330.00 46.06 74.00 -27.94 72.36 29.60 9.17 66.33 1.26 197 0 Peak 2 4808.00 56.24 74.00 -17.76 79.79 32.35 10.35 66.75 0.50 184 351 Peak 3 4808.00 52.09 54.00 -1.91 75.64 32.35 10.35 66.75 0.50 184 351 Average 4 6420.00 50.91 74.00 -23.09 67.84 34.74 12.73 64.90 0.50 117 174 Peak

Remark: The unwanted signals 3330MHz, 6420MHz can be ignored as they fall within the non-restricted band and meet the requirements of FCC 15.247 (d), RSS-247 section 5.5, LP0002 section 4.1.10.5.

Mode	4	
	Harmonic	
	2400-2483.5_Bluetooth-LE_GFSK _CH01_2404MHz	
ANT	1	
Pol.	Horizontal	Vertical
14.47G ~14.5G Avg	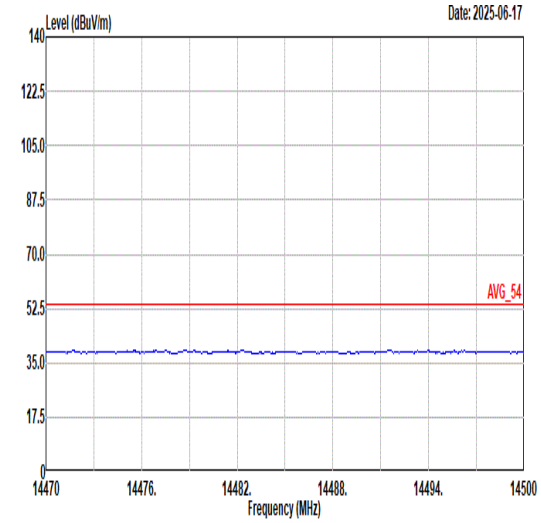 Site : 03CH11-HY Condition: AVG_54 3m 9120D_01620_240828 HORIZONTAL	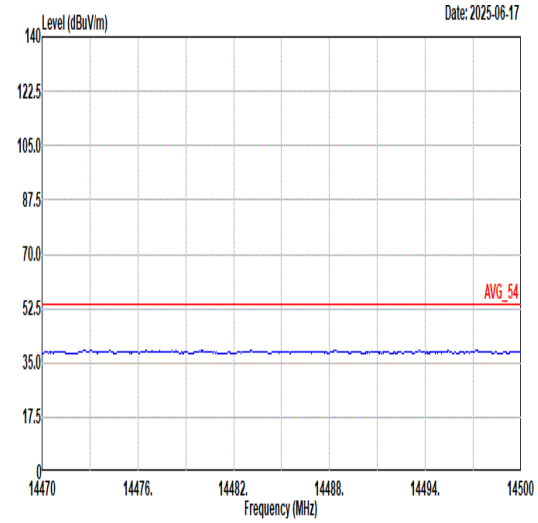 Site : 03CH11-HY Condition: AVG_54 3m 9120D_01620_240828 VERTICAL
17.7G ~18G Avg	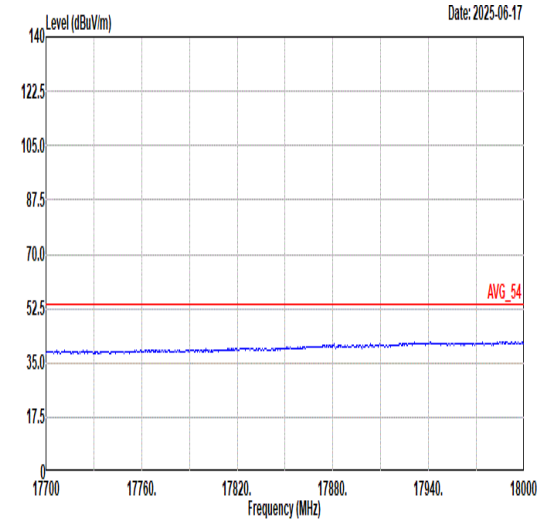 Site : 03CH11-HY Condition: AVG_54 3m 9120D_01620_240828 HORIZONTAL	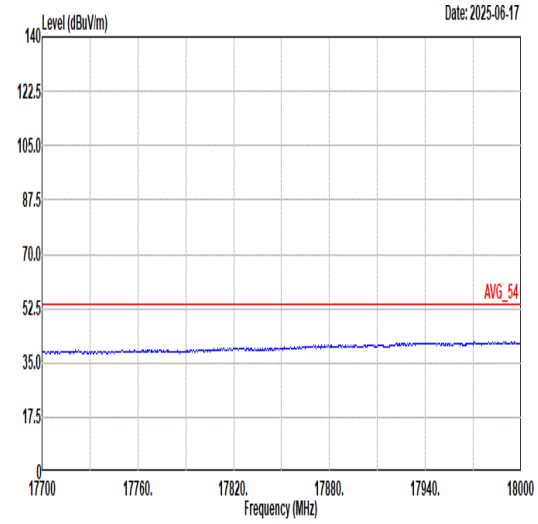 Site : 03CH11-HY Condition: AVG_54 3m 9120D_01620_240828 VERTICAL

Mode	5	
	Band Edge - L	
	2400-2483.5_Bluetooth-LE_GFSK _CH19_2440MHz	
ANT	1	
Pol.	Horizontal	Fundamental
Peak	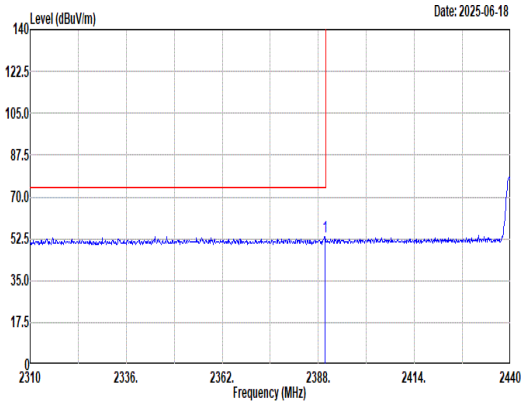 Site : 03CH11-HY Condition: PEAK_BE_74 3m 9120D_01620_240828 HORIZONTAL : RBW:1000.000kHz VBW:3000.000kHz SWT:Auto 1 2389.82 53.29 74.00 -20.71 42.36 27.30 6.80 33.20 10.03 331 325 Peak	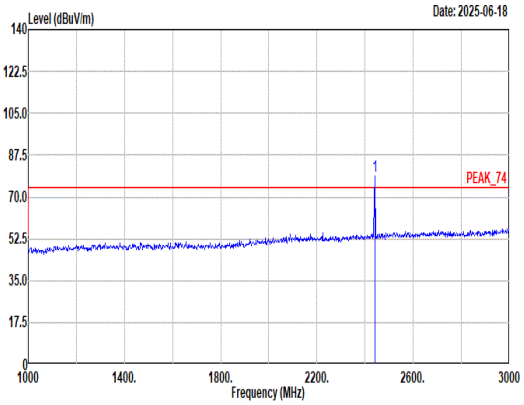 Site : 03CH11-HY Condition: PEAK_74 3m 9120D_01620_240828 HORIZONTAL : RBW:1000.000kHz VBW:3000.000kHz SWT:Auto 1 2440.00 78.50 ------ ------ 67.19 27.60 6.84 33.16 10.03 331 325 Peak
Avg	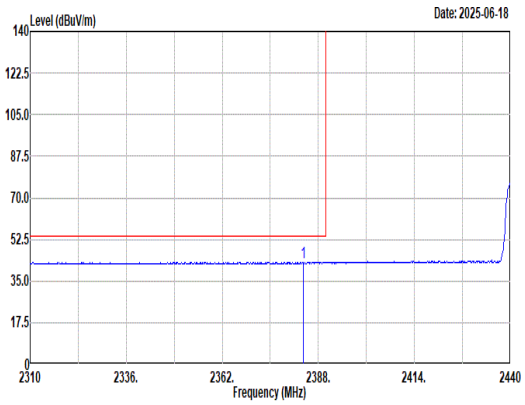 Site : 03CH11-HY Condition: AVG_BE_54 3m 9120D_01620_240828 HORIZONTAL : RBW:1000.000kHz VBW:2.200kHz SWT:Auto 1 2383.84 42.95 54.00 -11.05 32.10 27.24 6.79 33.21 10.03 331 325 Average	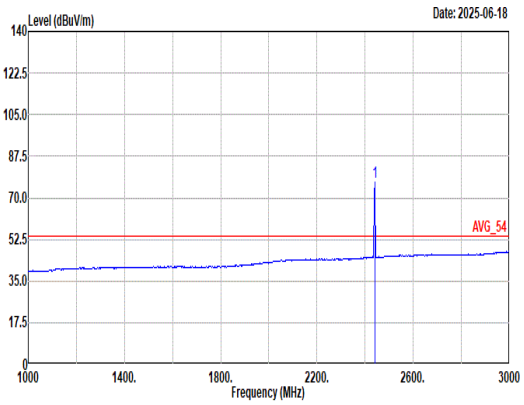 Site : 03CH11-HY Condition: AVG_54 3m 9120D_01620_240828 HORIZONTAL : RBW:1000.000kHz VBW:2.200kHz SWT:Auto 1 2440.00 76.80 ------ ------ 65.49 27.60 6.84 33.16 10.03 331 325 Average

Mode	5	
	Band Edge - R	
	2400-2483.5_Bluetooth-LE_GFSK _CH19_2440MHz	
ANT	1	
Pol.	Horizontal	Fundamental
Peak	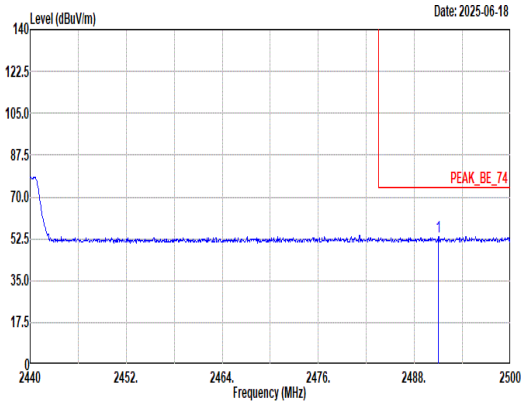 Site : 03CH11-HY Condition: PEAK_BE_74 3m 9120D_01620_240828 HORIZONTAL : RBW:1000.000kHz VBW:3000.000kHz SWT:Auto Limit Read Ant Cable Preamp Aux APos TPos Freq Level Line Margin Level Factor Loss Factor Factor Remark MHz dBuV/m dBuV/m dB dBuV dB/m dB dB dB cm deg 1 2491.00 53.44 74.00 -20.56 41.75 27.90 6.87 33.11 10.03 331 325 Peak	Blank
Avg	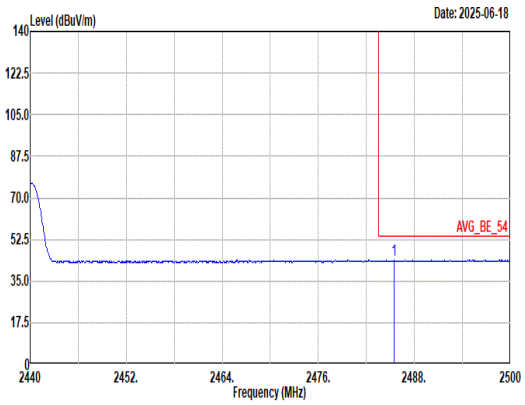 Site : 03CH11-HY Condition: AVG_BE_54 3m 9120D_01620_240828 HORIZONTAL : RBW:1000.000kHz VBW:2.200kHz SWT:Auto Limit Read Ant Cable Preamp Aux APos TPos Freq Level Line Margin Level Factor Loss Factor Factor Remark MHz dBuV/m dBuV/m dB dBuV dB/m dB dB dB cm deg 1 2485.42 43.93 54.00 -10.07 32.29 27.85 6.87 33.11 10.03 331 325 Average	Blank

Mode	5	
	Band Edge - L	
	2400-2483.5_Bluetooth-LE_GFSK _CH19_2440MHz	
ANT	1	
Pol.	Vertical	Fundamental
Peak	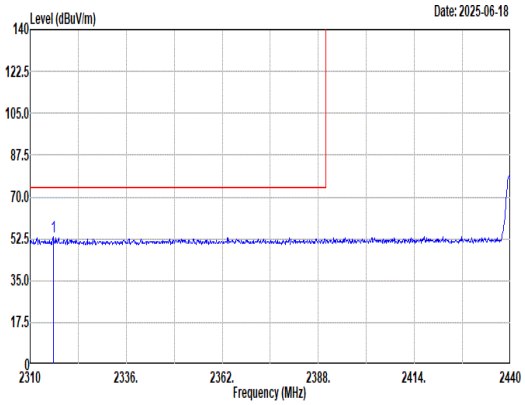 Site : 03CH11-HY Condition: PEAK_BE_74 3m 9120D_01620_240828 VERTICAL : RBW:1000.000kHz VBW:3000.000kHz SWT:Auto Freq Level Limit Line Margin Read Level Ant Factor Cable Loss Preamp Factor Aux Factor APos TPos Remark MHz dBuV/m dBuV/m dB dBuV dB/m dB dB dB cm deg 1 2316.24 53.32 74.00 -20.68 42.70 27.20 6.68 33.27 10.01 300 274 Peak	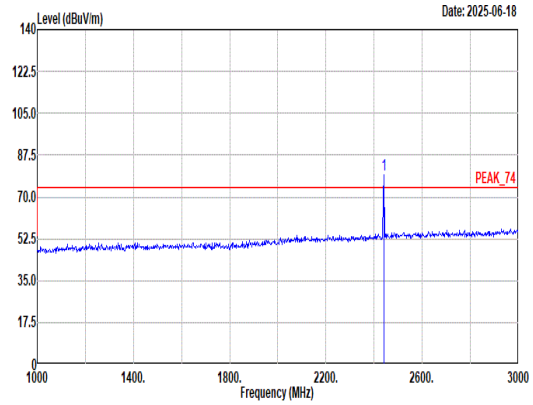 Site : 03CH11-HY Condition: PEAK_74 3m 9120D_01620_240828 VERTICAL : RBW:1000.000kHz VBW:3000.000kHz SWT:Auto Freq Level Limit Line Margin Read Level Ant Factor Cable Loss Preamp Factor Aux Factor APos TPos Remark MHz dBuV/m dBuV/m dB dBuV dB/m dB dB dB cm deg 1 2440.00 79.06 ------ ------ 67.75 27.60 6.84 33.16 10.03 300 274 Peak
Avg	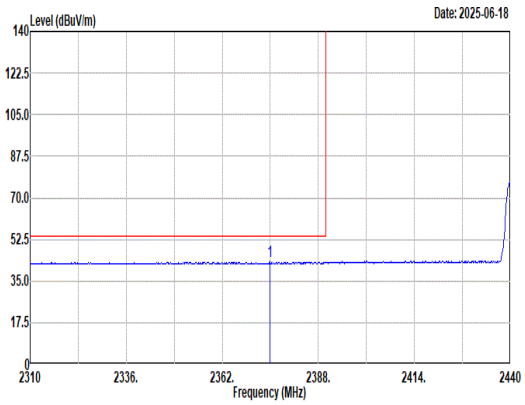 Site : 03CH11-HY Condition: AVG_BE_54 3m 9120D_01620_240828 VERTICAL : RBW:1000.000kHz VBW:2.200kHz SWT:Auto Freq Level Limit Line Margin Read Level Ant Factor Cable Loss Preamp Factor Aux Factor APos TPos Remark MHz dBuV/m dBuV/m dB dBuV dB/m dB dB dB cm deg 1 2374.87 43.13 54.00 -10.87 32.35 27.20 6.78 33.22 10.02 300 274 Average	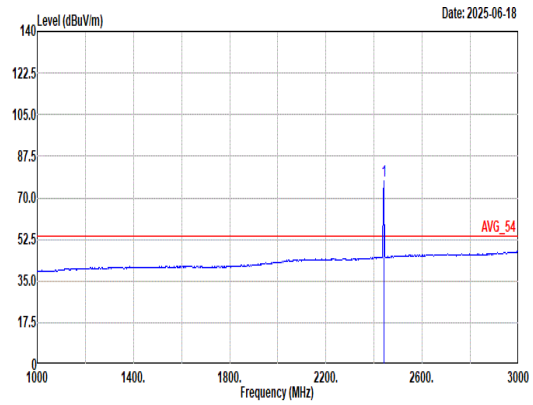 Site : 03CH11-HY Condition: AVG_54 3m 9120D_01620_240828 VERTICAL : RBW:1000.000kHz VBW:2.200kHz SWT:Auto Freq Level Limit Line Margin Read Level Ant Factor Cable Loss Preamp Factor Aux Factor APos TPos Remark MHz dBuV/m dBuV/m dB dBuV dB/m dB dB dB cm deg 1 2440.00 77.34 ------ ------ 66.03 27.60 6.84 33.16 10.03 300 274 Average

Mode	5	
	Band Edge - R	
	2400-2483.5_Bluetooth-LE_GFSK _CH19_2440MHz	
ANT	1	
Pol.	Vertical	Fundamental
Peak	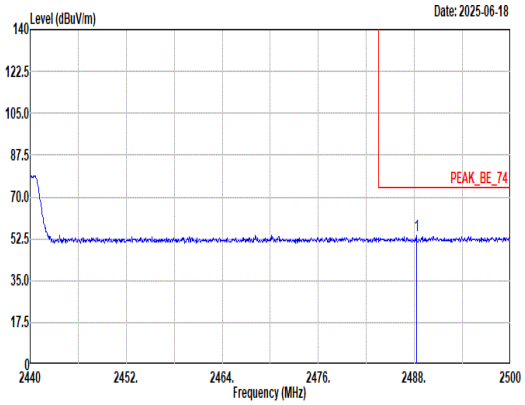 Site : 03CH11-HY Condition: PEAK_BE_74 3m 9120D_01620_240828 VERTICAL : RBW:1000.000kHz VBW:3000.000kHz SWT:Auto Limit Read Ant Cable Preamp Aux APos TPos Freq Level Line Margin Level Factor Loss Factor Factor Remark MHz dBuV/m dBuV/m dB dBuV dB/m dB dB dB cm deg 1 2488.24 53.88 74.00 -20.12 42.21 27.88 6.87 33.11 10.03 300 274 Peak	Blank
Avg	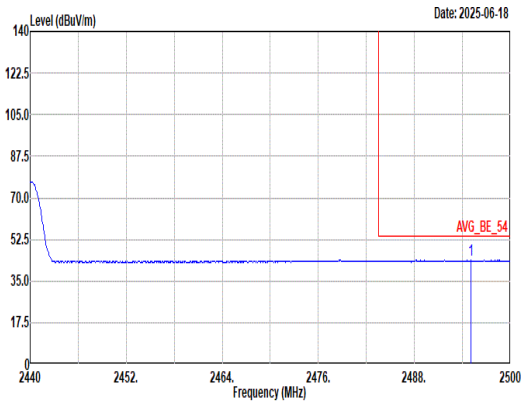 Site : 03CH11-HY Condition: AVG_BE_54 3m 9120D_01620_240828 VERTICAL : RBW:1000.000kHz VBW:2.200kHz SWT:Auto Limit Read Ant Cable Preamp Aux APos TPos Freq Level Line Margin Level Factor Loss Factor Factor Remark MHz dBuV/m dBuV/m dB dBuV dB/m dB dB dB cm deg 1 2495.08 43.81 54.00 -10.19 32.10 27.90 6.88 33.10 10.03 300 274 Average	Blank

Mode	5	
	Harmonic	
	2400-2483.5_Bluetooth-LE_GFSK _CH19_2440MHz	
ANT	1	
Pol.	Horizontal	Vertical
Peak Avg	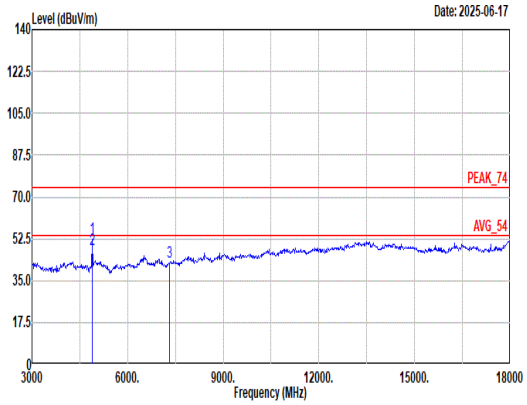 Site : 03CH11-HY Condition: PEAK_74 3m 9120D_01620_240828 HORIZONTAL 1 4880.00 53.08 74.00 -20.92 75.86 32.72 10.66 66.70 0.54 167 57 Peak 2 4880.00 48.21 54.00 -5.79 70.99 32.72 10.66 66.70 0.54 167 57 Average 3 7320.00 42.83 74.00 -31.17 57.80 36.76 13.74 65.78 0.31 -- -- Peak	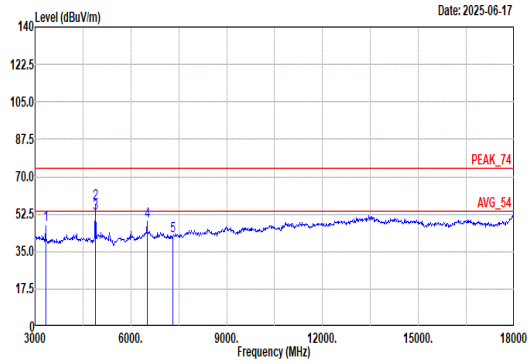 Site : 03CH11-HY Condition: PEAK_74 3m 9120D_01620_240828 VERTICAL 1 3330.00 47.47 74.00 -26.53 73.77 29.60 9.17 66.33 1.26 187 360 Peak 2 4880.00 57.42 74.00 -16.58 80.20 32.72 10.66 66.70 0.54 181 10 Peak 3 4880.00 52.87 54.00 -1.13 75.65 32.72 10.66 66.70 0.54 181 10 Average 4 6510.00 49.10 74.00 -24.90 65.57 35.08 12.97 64.91 0.39 100 165 Peak 5 7320.00 42.29 74.00 -31.71 57.26 36.76 13.74 65.78 0.31 -- -- Peak

Remark: The unwanted signals 3330MHz, 6510MHz can be ignored as they fall within the non-restricted band and meet the requirements of FCC 15.247 (d), RSS-247 section 5.5, LP0002 section 4.1.10.5.

Mode	5	
	Harmonic	
	2400-2483.5_Bluetooth-LE_GFSK _CH19_2440MHz	
ANT	1	
Pol.	Horizontal	Vertical
14.47G ~14.5G Avg	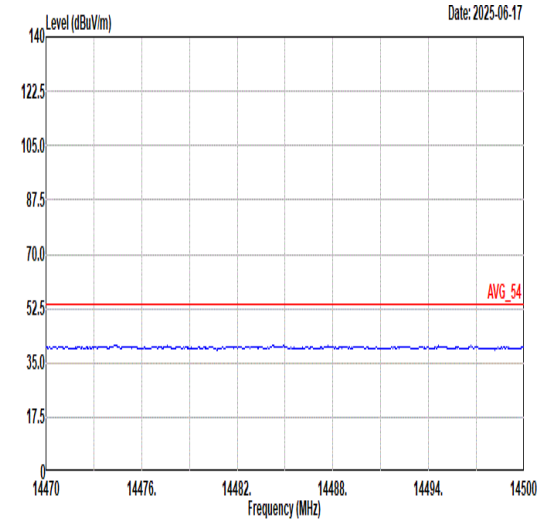 Site : 03CH11-HY Condition: AVG_54 3m 9120D_01620_240828 HORIZONTAL	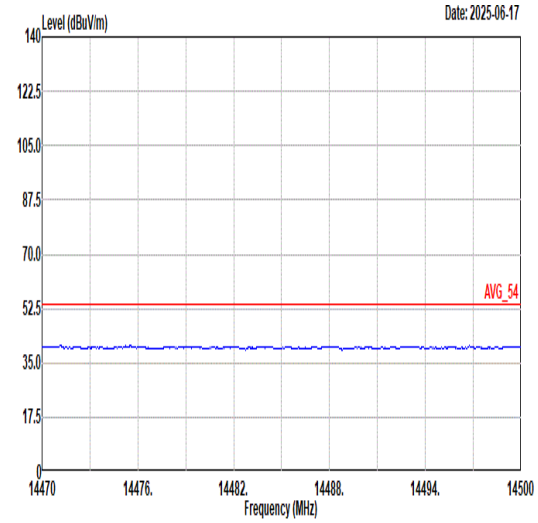 Site : 03CH11-HY Condition: AVG_54 3m 9120D_01620_240828 VERTICAL
17.7G ~18G Avg	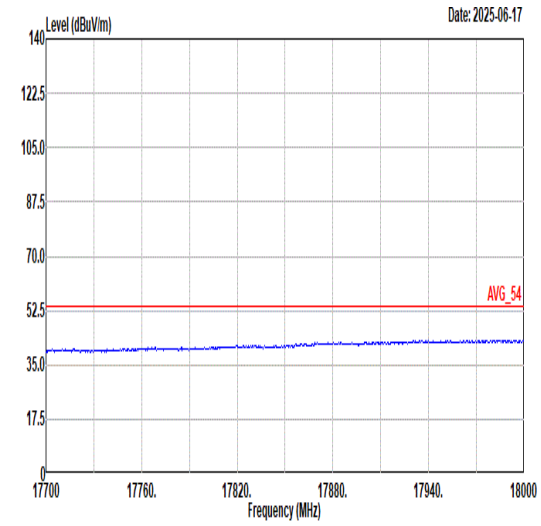 Site : 03CH11-HY Condition: AVG_54 3m 9120D_01620_240828 HORIZONTAL	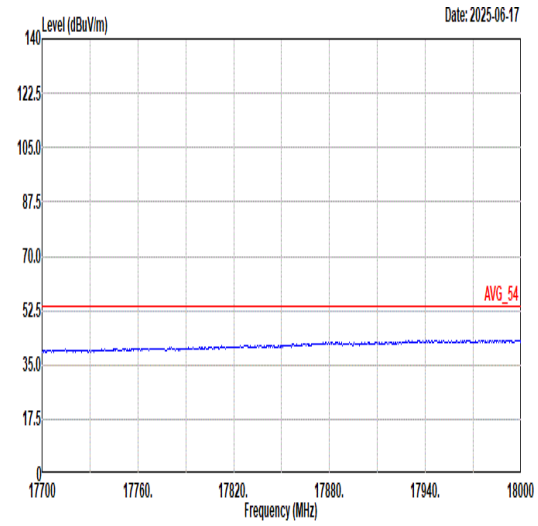 Site : 03CH11-HY Condition: AVG_54 3m 9120D_01620_240828 VERTICAL

Mode	6	
	Band Edge	
	2400-2483.5_Bluetooth-LE_GFSK _CH38_2478MHz	
ANT	1	
Pol.	Horizontal	Fundamental
Peak	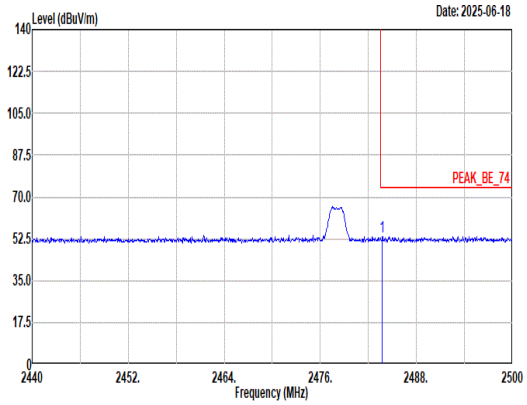 Site : 03CH11-HY Condition: PEAK_BE_74 3m 9120D_01620_240828 HORIZONTAL : RBW:1000.000kHz VBW:3000.000kHz SWT:Auto Freq Level Limit Line Margin Read Level Ant Factor Cable Loss Preamp Factor Aux Factor APos TPos Remark MHz dBuV/m dBuV/m dB dBuV dB/m dB dB dB cm deg 1 2483.74 53.60 74.00 -20.40 41.97 27.84 6.87 33.11 10.03 200 210 Peak	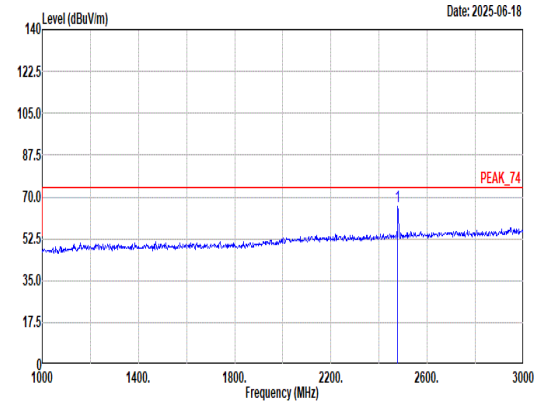 Site : 03CH11-HY Condition: PEAK_74 3m 9120D_01620_240828 HORIZONTAL : RBW:1000.000kHz VBW:3000.000kHz SWT:Auto Freq Level Limit Line Margin Read Level Ant Factor Cable Loss Preamp Factor Aux Factor APos TPos Remark MHz dBuV/m dBuV/m dB dBuV dB/m dB dB dB cm deg 1 2478.00 66.00 ------ ------ 54.44 27.78 6.87 33.12 10.03 200 210 Peak
Avg	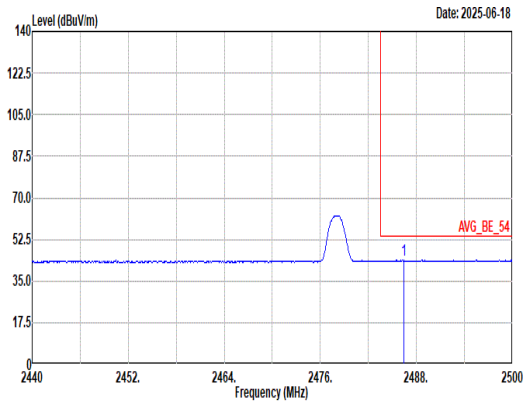 Site : 03CH11-HY Condition: AVG_BE_54 3m 9120D_01620_240828 HORIZONTAL : RBW:1000.000kHz VBW:2.200kHz SWT:Auto Freq Level Limit Line Margin Read Level Ant Factor Cable Loss Preamp Factor Aux Factor APos TPos Remark MHz dBuV/m dBuV/m dB dBuV dB/m dB dB dB cm deg 1 2486.44 43.77 54.00 -10.23 32.12 27.86 6.87 33.11 10.03 200 210 Average	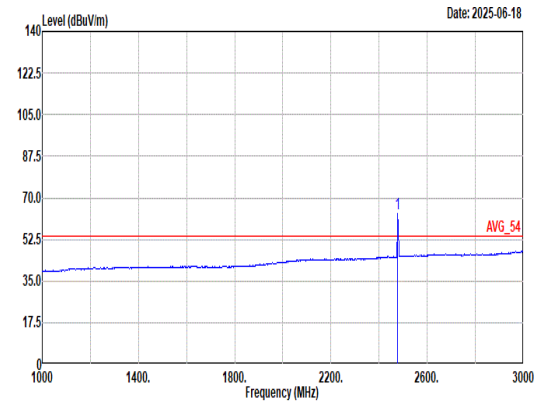 Site : 03CH11-HY Condition: AVG_54 3m 9120D_01620_240828 HORIZONTAL : RBW:1000.000kHz VBW:2.200kHz SWT:Auto Freq Level Limit Line Margin Read Level Ant Factor Cable Loss Preamp Factor Aux Factor APos TPos Remark MHz dBuV/m dBuV/m dB dBuV dB/m dB dB dB cm deg 1 2478.00 63.31 ------ ------ 51.75 27.78 6.87 33.12 10.03 200 210 Average

Mode	6	
	Band Edge	
	2400-2483.5_Bluetooth-LE_GFSK _CH38_2478MHz	
ANT	1	
Pol.	Vertical	Fundamental
Peak	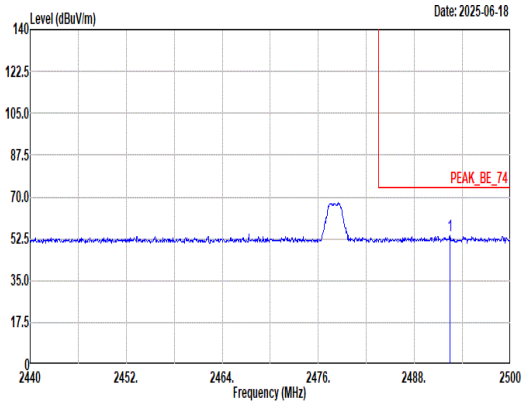 Site : 03CH11-HY Condition: PEAK_BE_74 3m 9120D_01620_240828 VERTICAL : RBW:1000.000kHz VBW:3000.000kHz SWT:Auto Freq Level Limit Line Margin Read Level Ant Factor Cable Loss Preamp Factor Aux Factor APos TPos Remark MHz dBuV/m dBuV/m dB dBuV dB/m dB dB dB cm deg 1 2492.44 53.98 74.00 -20.02 42.28 27.90 6.88 33.11 10.03 400 261 Peak	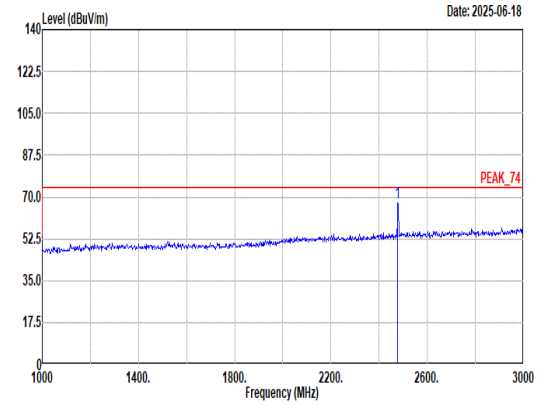 Site : 03CH11-HY Condition: PEAK_74 3m 9120D_01620_240828 VERTICAL : RBW:1000.000kHz VBW:3000.000kHz SWT:Auto Freq Level Limit Line Margin Read Level Ant Factor Cable Loss Preamp Factor Aux Factor APos TPos Remark MHz dBuV/m dBuV/m dB dBuV dB/m dB dB dB cm deg 1 2478.00 67.52 ------ ------ 55.96 27.78 6.87 33.12 10.03 400 261 Peak
Avg	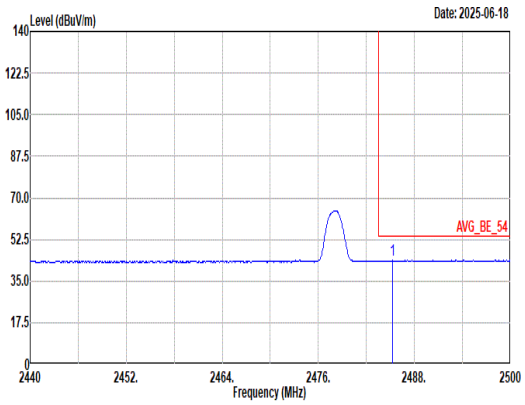 Site : 03CH11-HY Condition: AVG_BE_54 3m 9120D_01620_240828 VERTICAL : RBW:1000.000kHz VBW:2.200kHz SWT:Auto Freq Level Limit Line Margin Read Level Ant Factor Cable Loss Preamp Factor Aux Factor APos TPos Remark MHz dBuV/m dBuV/m dB dBuV dB/m dB dB dB cm deg 1 2485.30 43.83 54.00 -10.17 32.19 27.85 6.87 33.11 10.03 400 261 Average	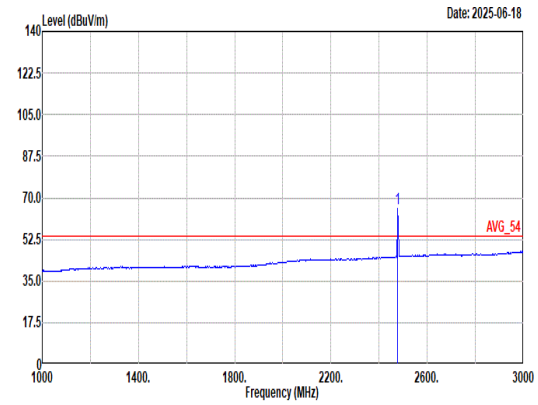 Site : 03CH11-HY Condition: AVG_54 3m 9120D_01620_240828 VERTICAL : RBW:1000.000kHz VBW:2.200kHz SWT:Auto Freq Level Limit Line Margin Read Level Ant Factor Cable Loss Preamp Factor Aux Factor APos TPos Remark MHz dBuV/m dBuV/m dB dBuV dB/m dB dB dB cm deg 1 2478.00 65.28 ------ ------ 53.72 27.78 6.87 33.12 10.03 400 261 Average

Mode	6	
	Harmonic	
	2400-2483.5_Bluetooth-LE_GFSK _CH38_2478MHz	
ANT	1	
Pol.	Horizontal	Vertical
Peak Avg	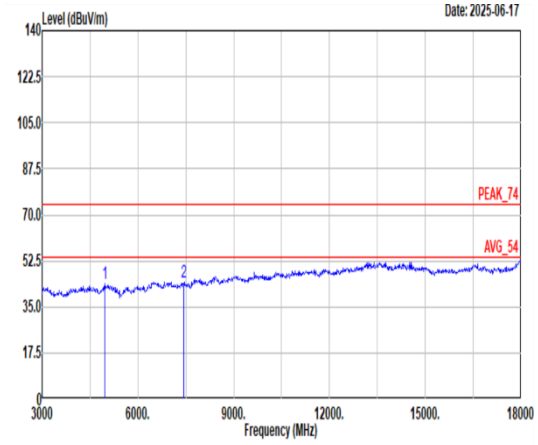 Site : 03CH11-HY Condition: PEAK_74 3m 9120D_01620_240828 HORIZONTAL Freq Level Limit Line Margin Read Level Ant Factor Cable Loss Preamp Factor Aux Factor APos TPos Remark MHz dBuV/m dBuV/m dB dBuV dB/m dB dB dB cm deg 1 4956.00 43.63 74.00 -30.37 65.70 33.01 10.99 66.64 0.57 -- -- Peak 2 7434.00 44.37 74.00 -29.63 59.87 36.26 13.85 65.92 0.31 -- -- Peak	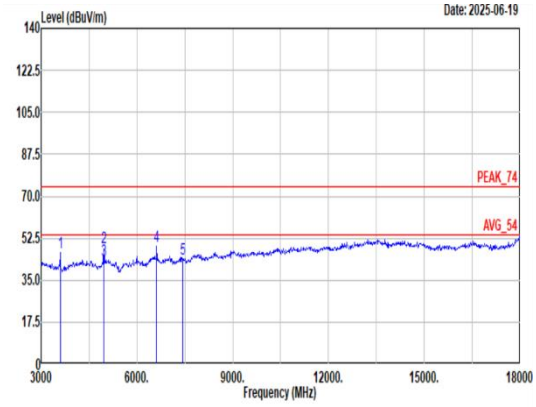 Site : 03CH11-HY Condition: PEAK_74 3m 9120D_01620_240828 VERTICAL Freq Level Limit Line Margin Read Level Ant Factor Cable Loss Preamp Factor Aux Factor APos TPos Remark MHz dBuV/m dBuV/m dB dBuV dB/m dB dB dB cm deg 1 3598.00 46.58 74.00 -27.42 72.85 29.70 9.47 66.48 1.04 200 7 Peak 2 4956.00 48.37 74.00 -25.63 70.44 33.01 10.99 66.64 0.57 130 356 Peak 3 4956.00 43.27 54.00 -10.73 65.34 33.01 10.99 66.64 0.57 130 356 Average 4 6615.00 49.37 74.00 -24.63 65.16 35.73 13.21 65.01 0.28 100 175 Peak 5 7434.00 43.64 74.00 -30.36 59.14 36.26 13.85 65.92 0.31 -- -- Peak

Remark: The unwanted signals 3598MHz, 6615MHz can be ignored as they fall within the non-restricted band and meet the requirements of FCC 15.247 (d), RSS-247 section 5.5, LP0002 section 4.1.10.5.

Mode	6	
	Harmonic	
	2400-2483.5_Bluetooth-LE_GFSK _CH38_2478MHz	
ANT	1	
Pol.	Horizontal	Vertical
14.47G ~14.5G Avg	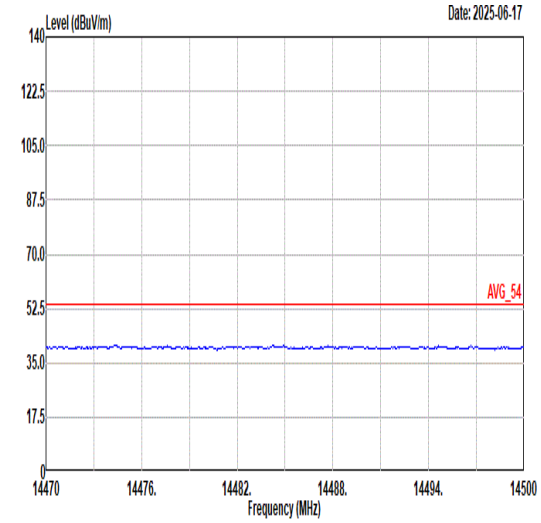 Site : 03CH11-HY Condition: AVG_54 3m 9120D_01620_240828 HORIZONTAL	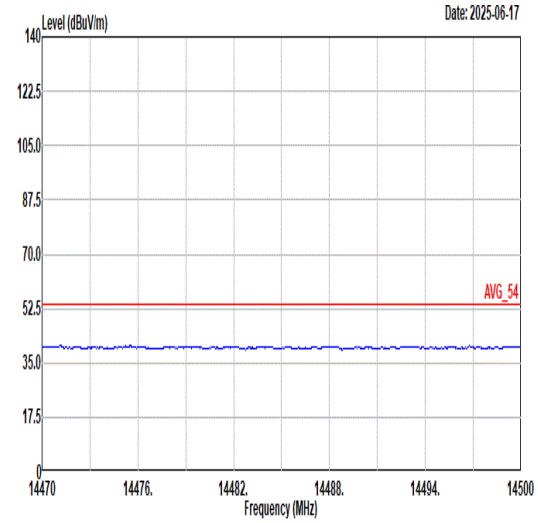 Site : 03CH11-HY Condition: AVG_54 3m 9120D_01620_240828 VERTICAL
17.7G ~18G Avg	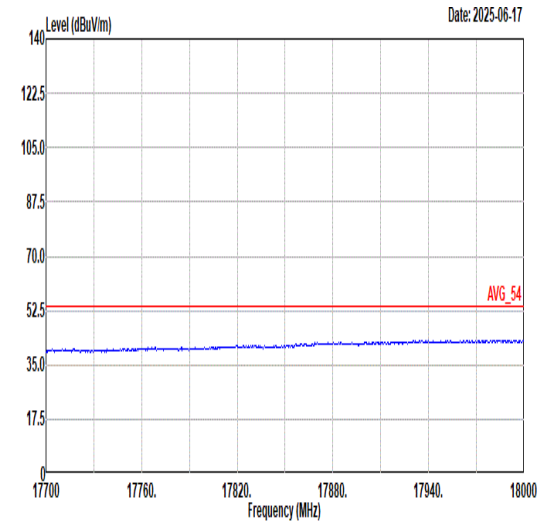 Site : 03CH11-HY Condition: AVG_54 3m 9120D_01620_240828 HORIZONTAL	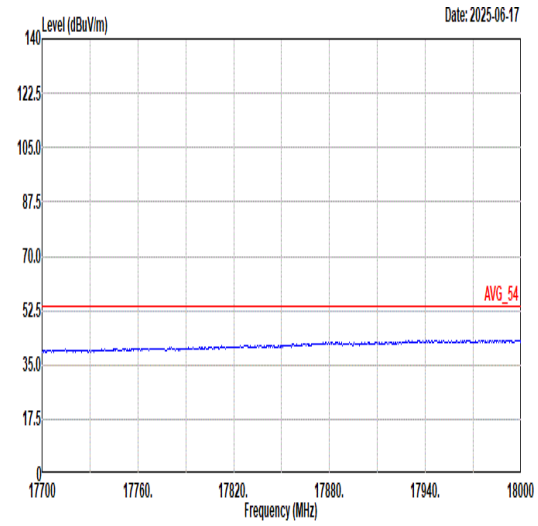 Site : 03CH11-HY Condition: AVG_54 3m 9120D_01620_240828 VERTICAL

Mode	7	
	Band Edge	
	2400-2483.5_Bluetooth-LE_GFSK _CH00_2402MHz	
ANT	1	
Pol.	Horizontal	Fundamental
Peak	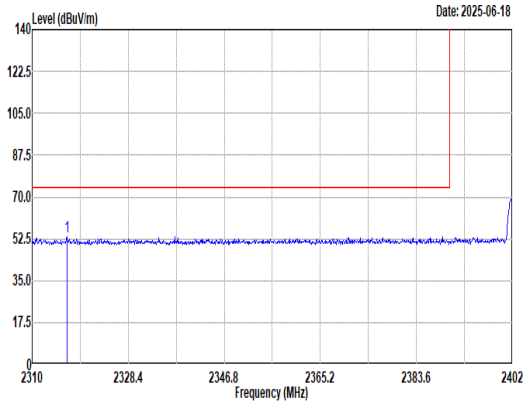 Site : 03CH11-HY Condition: PEAK_BE_74 3m 9120D_01620_240828 HORIZONTAL : RBW:1000.000kHz VBW:3000.000kHz SWT:Auto Freq Level Limit Line Margin Read Level Ant Factor Cable Loss Preamp Factor Aux Factor APos TPos Remark MHz dBuV/m dBuV/m dB dBuV dB/m dB dB dB cm deg 1 2316.62 53.46 74.00 -20.54 42.84 27.20 6.68 33.27 10.01 173 226 Peak	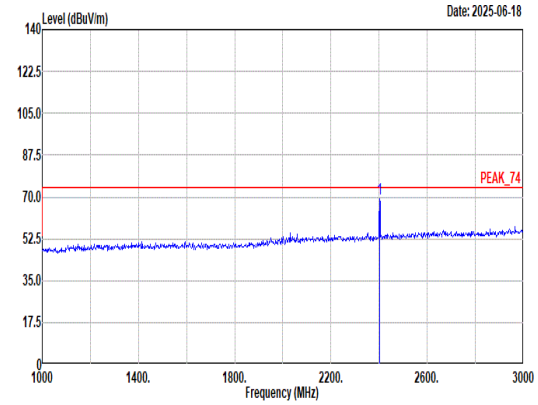 Site : 03CH11-HY Condition: PEAK_74 3m 9120D_01620_240828 HORIZONTAL : RBW:1000.000kHz VBW:3000.000kHz SWT:Auto Freq Level Limit Line Margin Read Level Ant Factor Cable Loss Preamp Factor Aux Factor APos TPos Remark MHz dBuV/m dBuV/m dB dBuV dB/m dB dB dB cm deg 1 2402.00 69.27 ------ ------ 58.21 27.40 6.82 33.19 10.03 173 226 Peak
Avg	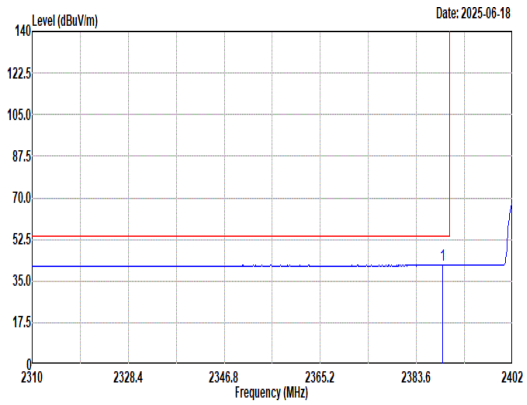 Site : 03CH11-HY Condition: AVG_BE_54 3m 9120D_01620_240828 HORIZONTAL : RBW:1000.000kHz VBW:0.100kHz SWT:Auto Freq Level Limit Line Margin Read Level Ant Factor Cable Loss Preamp Factor Aux Factor APos TPos Remark MHz dBuV/m dBuV/m dB dBuV dB/m dB dB dB cm deg 1 2388.57 41.67 54.00 -12.33 30.75 27.29 6.80 33.20 10.03 173 226 Average	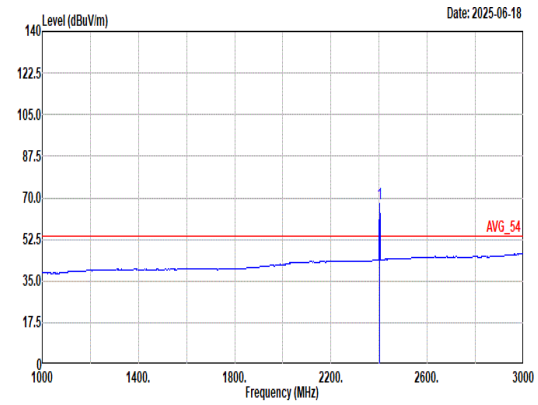 Site : 03CH11-HY Condition: AVG_54 3m 9120D_01620_240828 HORIZONTAL : RBW:1000.000kHz VBW:0.100kHz SWT:Auto Freq Level Limit Line Margin Read Level Ant Factor Cable Loss Preamp Factor Aux Factor APos TPos Remark MHz dBuV/m dBuV/m dB dBuV dB/m dB dB dB cm deg 1 2402.00 67.86 ------ ------ 56.80 27.40 6.82 33.19 10.03 173 226 Average

Mode	7	
	Band Edge	
	2400-2483.5_Bluetooth-LE_GFSK _CH00_2402MHz	
ANT	1	
Pol.	Vertical	Fundamental
Peak	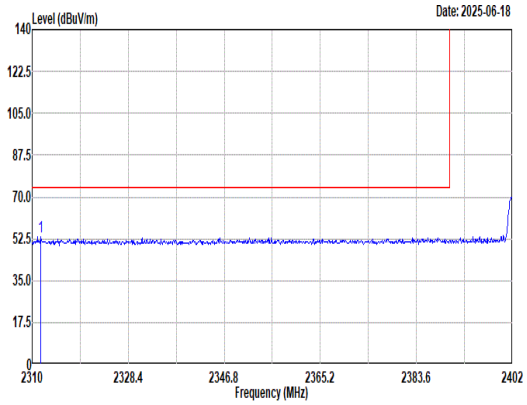 Site : 03CH11-HY Condition: PEAK_BE_74 3m 9120D_01620_240828 VERTICAL : RBW:1000.000kHz VBW:3000.000kHz SWT:Auto Freq Level Limit Line Margin Read Level Ant Factor Cable Loss Preamp Factor Aux Factor APos TPos Remark MHz dBuV/m dBuV/m dB dBuV dB/m dB dB dB cm deg 1 2311.66 53.20 74.00 -20.80 42.59 27.20 6.67 33.27 10.01 100 6 Peak	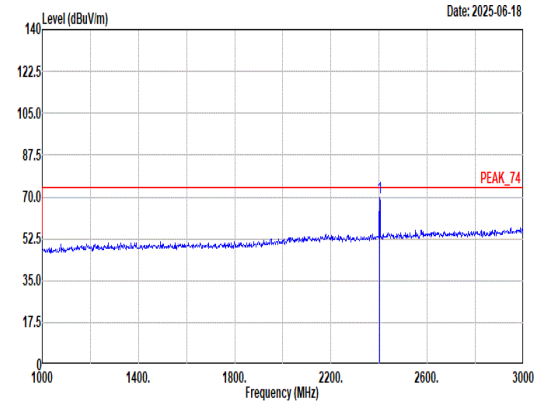 Site : 03CH11-HY Condition: PEAK_74 3m 9120D_01620_240828 VERTICAL : RBW:1000.000kHz VBW:3000.000kHz SWT:Auto Freq Level Limit Line Margin Read Level Ant Factor Cable Loss Preamp Factor Aux Factor APos TPos Remark MHz dBuV/m dBuV/m dB dBuV dB/m dB dB dB cm deg 1 2402.00 69.58 ------ ------ 58.52 27.40 6.82 33.19 10.03 100 6 Peak
Avg	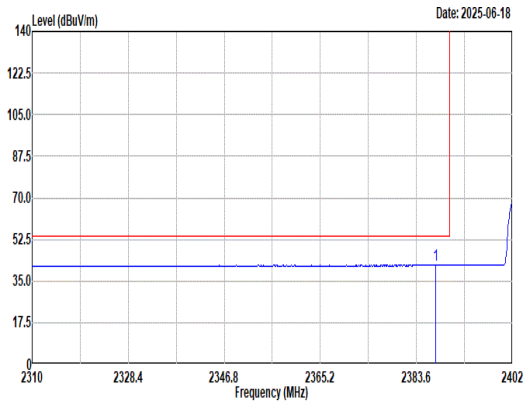 Site : 03CH11-HY Condition: AVG_BE_54 3m 9120D_01620_240828 VERTICAL : RBW:1000.000kHz VBW:0.100kHz SWT:Auto Freq Level Limit Line Margin Read Level Ant Factor Cable Loss Preamp Factor Aux Factor APos TPos Remark MHz dBuV/m dBuV/m dB dBuV dB/m dB dB dB cm deg 1 2387.28 41.74 54.00 -12.26 30.84 27.27 6.80 33.20 10.03 100 6 Average	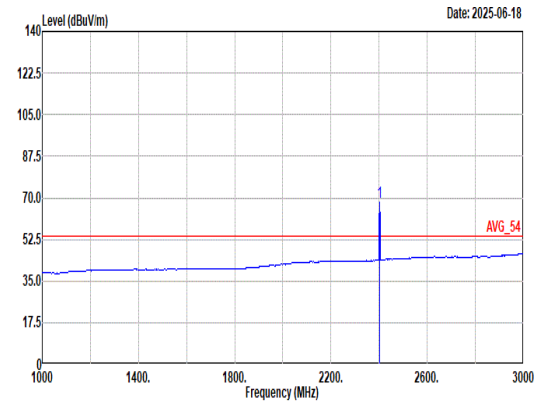 Site : 03CH11-HY Condition: AVG_54 3m 9120D_01620_240828 VERTICAL : RBW:1000.000kHz VBW:0.100kHz SWT:Auto Freq Level Limit Line Margin Read Level Ant Factor Cable Loss Preamp Factor Aux Factor APos TPos Remark MHz dBuV/m dBuV/m dB dBuV dB/m dB dB dB cm deg 1 2402.00 68.28 ------ ------ 57.22 27.40 6.82 33.19 10.03 100 6 Average

Mode	7	
	Harmonic	
	2400-2483.5_Bluetooth-LE_GFSK _CH00_2402MHz	
ANT	1	
Pol.	Horizontal	Vertical
Peak Avg	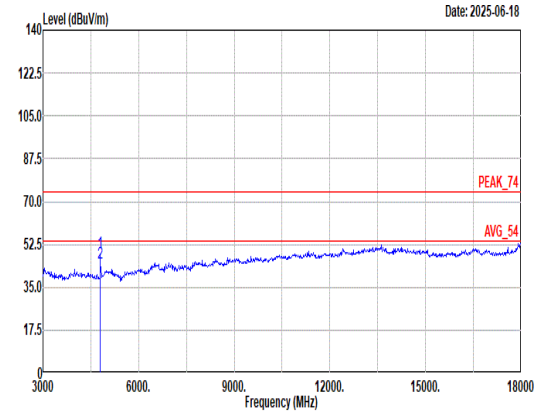 Site : 03CH11-HY Condition: PEAK_74 3m 9120D_01620_240828 HORIZONTAL Freq Level Limit Line Margin Read Level Ant Factor Cable Loss Preamp Factor Aux Factor APos TPos Remark MHz dBuV/m dBuV/m dB dBuV dB/m dB dB dB cm deg 1 4804.00 49.16 74.00 -24.84 72.76 32.32 10.34 66.76 0.50 117 35 Peak 2 4804.00 44.66 54.00 -9.34 68.26 32.32 10.34 66.76 0.50 117 35 Average	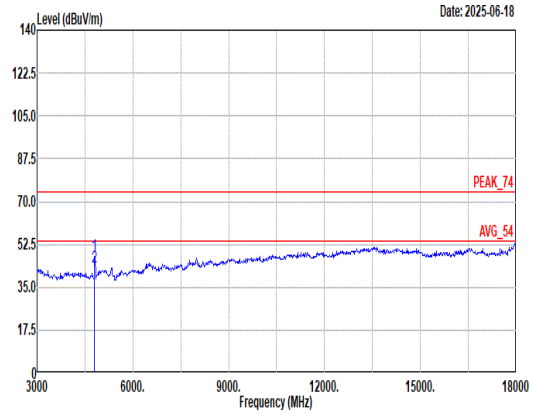 Site : 03CH11-HY Condition: PEAK_74 3m 9120D_01620_240828 VERTICAL Freq Level Limit Line Margin Read Level Ant Factor Cable Loss Preamp Factor Aux Factor APos TPos Remark MHz dBuV/m dBuV/m dB dBuV dB/m dB dB dB cm deg 1 4804.00 48.00 74.00 -26.00 71.60 32.32 10.34 66.76 0.50 323 8 Peak 2 4804.00 43.51 54.00 -10.49 67.11 32.32 10.34 66.76 0.50 323 8 Average

Mode	7	
	Harmonic	
	2400-2483.5_Bluetooth-LE_GFSK _CH00_2402MHz	
ANT	1	
Pol.	Horizontal	Vertical
14.47G ~14.5G Avg	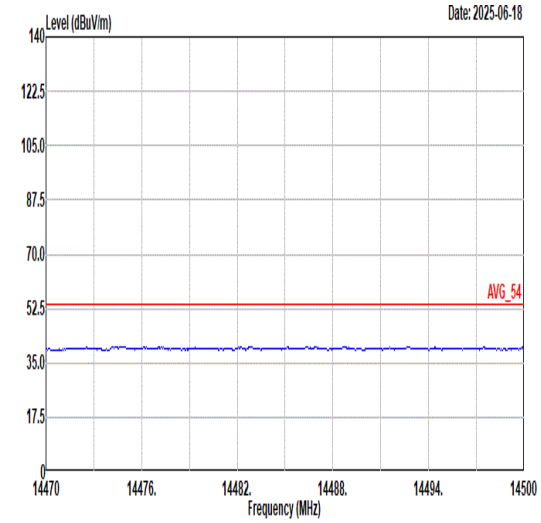 Site : 03CH11-HY Condition: AVG_54 3m 9120D_01620_240828 HORIZONTAL	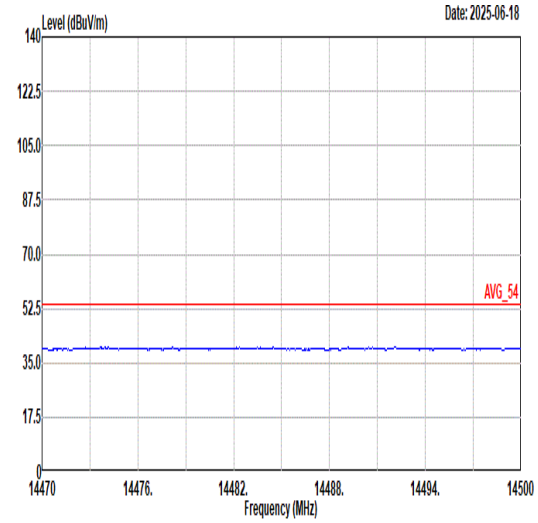 Site : 03CH11-HY Condition: AVG_54 3m 9120D_01620_240828 VERTICAL
17.7G ~18G Avg	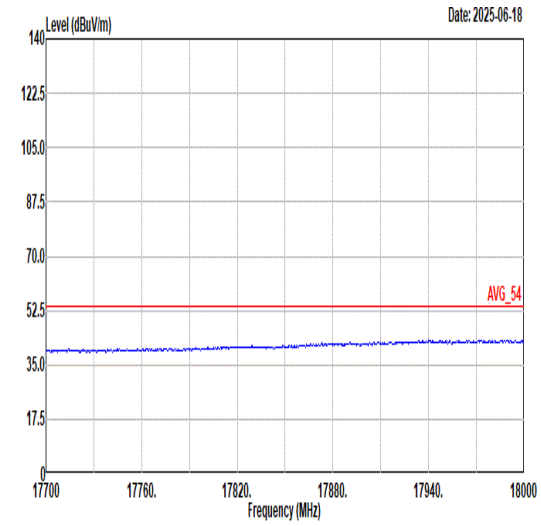 Site : 03CH11-HY Condition: AVG_54 3m 9120D_01620_240828 HORIZONTAL	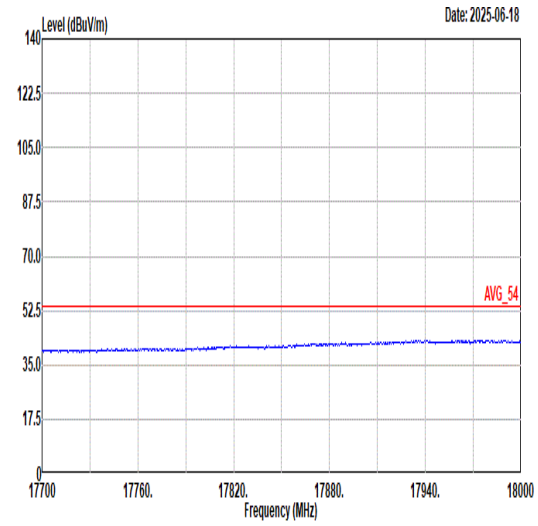 Site : 03CH11-HY Condition: AVG_54 3m 9120D_01620_240828 VERTICAL

Mode	8	
	Band Edge - L	
	2400-2483.5_Bluetooth-LE_GFSK _CH19_2440MHz	
ANT	1	
Pol.	Horizontal	Fundamental
Peak	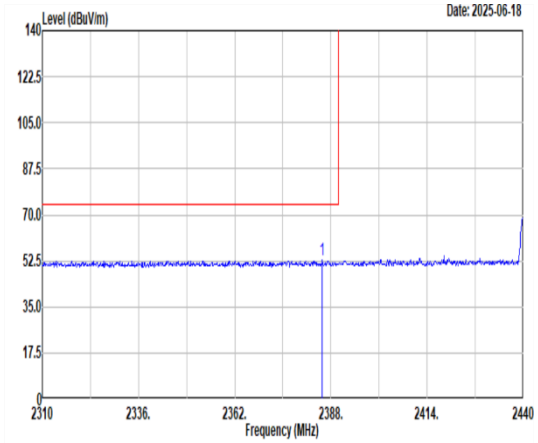 Site : 03CH11-HY Condition: PEAK_BE_74 3m 9120D_01620_240828 HORIZONTAL : RBW:1000.000kHz VBW:3000.000kHz SWT:Auto Freq Level Limit Line Margin Read Level Ant Factor Cable Loss Preamp Factor Aux Factor APos TPos Remark MHz dBuV/m dBuV/m dB dBuV dB/m dB dB dB cm deg 1 2385.66 52.70 74.00 -21.30 41.82 27.26 6.80 33.21 10.03 200 225 Peak	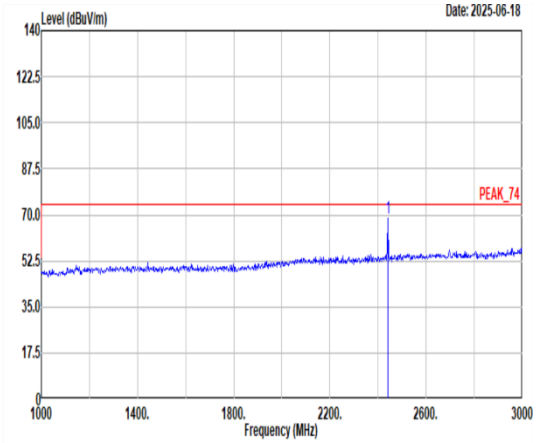 Site : 03CH11-HY Condition: PEAK_74 3m 9120D_01620_240828 HORIZONTAL : RBW:1000.000kHz VBW:3000.000kHz SWT:Auto Freq Level Limit Line Margin Read Level Ant Factor Cable Loss Preamp Factor Aux Factor APos TPos Remark MHz dBuV/m dBuV/m dB dBuV dB/m dB dB dB cm deg 1 2440.00 68.58 74.00 -5.42 57.27 27.60 6.84 33.16 10.03 200 225 Peak
Avg	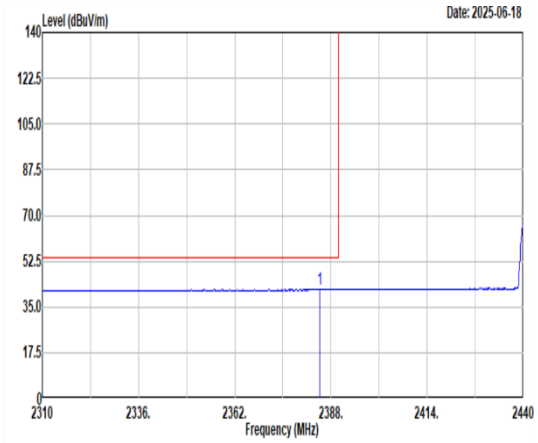 Site : 03CH11-HY Condition: AVG_BE_54 3m 9120D_01620_240828 HORIZONTAL : RBW:1000.000kHz VBW:0.100kHz SWT:Auto Freq Level Limit Line Margin Read Level Ant Factor Cable Loss Preamp Factor Aux Factor APos TPos Remark MHz dBuV/m dBuV/m dB dBuV dB/m dB dB dB cm deg 1 2385.01 41.64 54.00 -12.36 30.77 27.25 6.80 33.21 10.03 200 225 Average	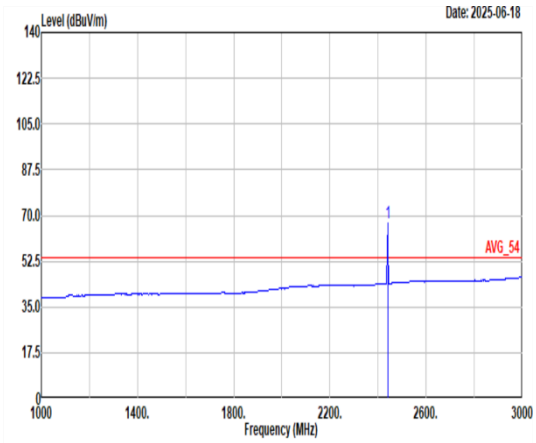 Site : 03CH11-HY Condition: AVG_54 3m 9120D_01620_240828 HORIZONTAL : RBW:1000.000kHz VBW:0.100kHz SWT:Auto Freq Level Limit Line Margin Read Level Ant Factor Cable Loss Preamp Factor Aux Factor APos TPos Remark MHz dBuV/m dBuV/m dB dBuV dB/m dB dB dB cm deg 1 2440.00 66.95 54.00 12.95 55.64 27.60 6.84 33.16 10.03 200 225 Average

Mode	8	
	Band Edge - R	
	2400-2483.5_Bluetooth-LE_GFSK _CH19_2440MHz	
ANT	1	
Pol.	Horizontal	Fundamental
Peak	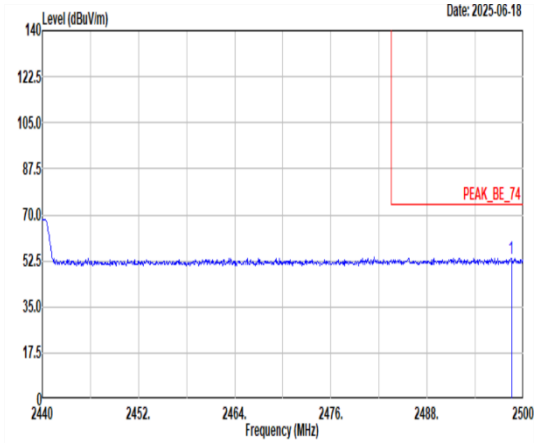 Site : 03CH11-HY Condition: PEAK_BE_74 3m 9120D_01620_240828 HORIZONTAL : RBW:1000.000kHz VBW:3000.000kHz SWT:Auto Freq Level Limit Line Margin Read Level Ant Factor Cable Loss Preamp Factor Aux Factor APos TPos Remark MHz dBuV/m dBuV/m dB dBuV dB/m dB dB dB cm deg 1 2498.50 53.46 74.00 -20.54 41.75 27.90 6.88 33.10 10.03 200 225 Peak	Blank
Avg	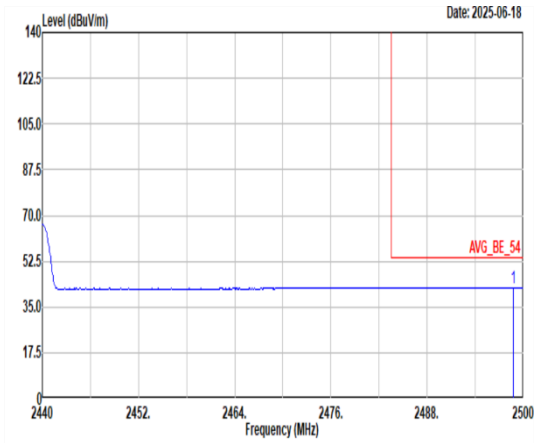 Site : 03CH11-HY Condition: AVG_BE_54 3m 9120D_01620_240828 HORIZONTAL : RBW:1000.000kHz VBW:0.100kHz SWT:Auto Freq Level Limit Line Margin Read Level Ant Factor Cable Loss Preamp Factor Aux Factor APos TPos Remark MHz dBuV/m dBuV/m dB dBuV dB/m dB dB dB cm deg 1 2498.74 42.44 54.00 -11.56 30.73 27.90 6.88 33.10 10.03 200 225 Average	Blank

Mode	8	
	Band Edge - L	
	2400-2483.5_Bluetooth-LE_GFSK _CH19_2440MHz	
ANT	1	
Pol.	Vertical	Fundamental
Peak	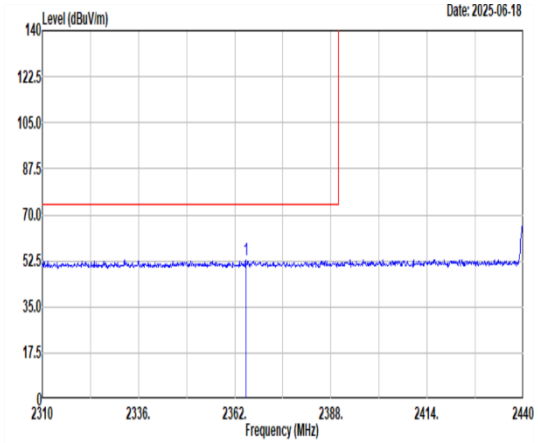 Site : 03CH11-HY Condition: PEAK_BE_74 3m 9120D_01620_240828 VERTICAL : RBW:1000.000kHz VBW:3000.000kHz SWT:Auto Freq Level Limit Line Margin Read Level Ant Factor Cable Loss Preamp Factor Aux Factor APos TPos Remark MHz dBuV/m dBuV/m dB dBuV dB/m dB dB dB cm deg 1 2364.99 53.05 74.00 -20.95 42.29 27.20 6.76 33.22 10.02 100 6 Peak	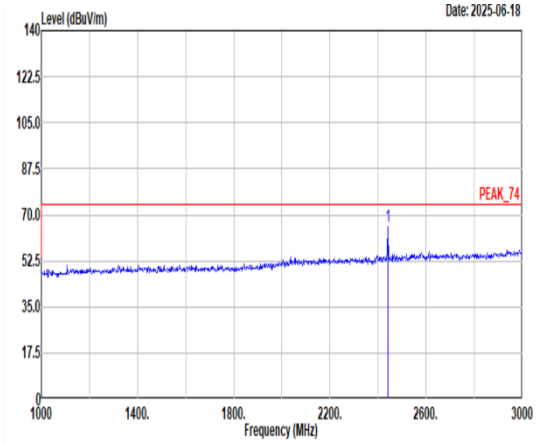 Site : 03CH11-HY Condition: PEAK_74 3m 9120D_01620_240828 VERTICAL : RBW:1000.000kHz VBW:3000.000kHz SWT:Auto Freq Level Limit Line Margin Read Level Ant Factor Cable Loss Preamp Factor Aux Factor APos TPos Remark MHz dBuV/m dBuV/m dB dBuV dB/m dB dB dB cm deg 1 2440.00 65.68 74.00 -8.32 54.37 27.60 6.84 33.16 10.03 100 6 Peak
Avg	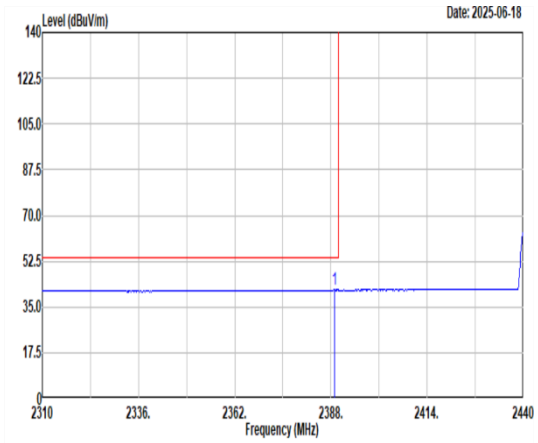 Site : 03CH11-HY Condition: AVG_BE_54 3m 9120D_01620_240828 VERTICAL : RBW:1000.000kHz VBW:0.100kHz SWT:Auto Freq Level Limit Line Margin Read Level Ant Factor Cable Loss Preamp Factor Aux Factor APos TPos Remark MHz dBuV/m dBuV/m dB dBuV dB/m dB dB dB cm deg 1 2388.91 41.54 54.00 -12.46 30.62 27.29 6.80 33.20 10.03 100 6 Average	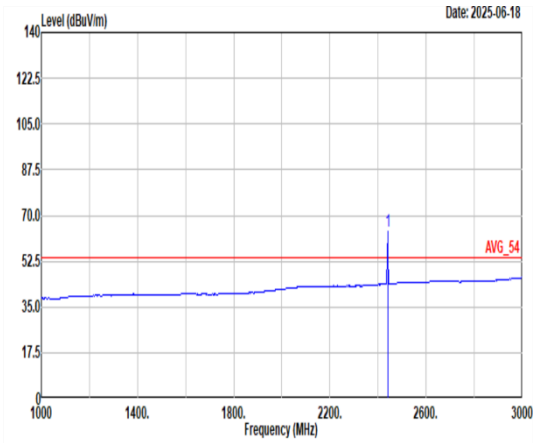 Site : 03CH11-HY Condition: AVG_54 3m 9120D_01620_240828 VERTICAL : RBW:1000.000kHz VBW:0.100kHz SWT:Auto Freq Level Limit Line Margin Read Level Ant Factor Cable Loss Preamp Factor Aux Factor APos TPos Remark MHz dBuV/m dBuV/m dB dBuV dB/m dB dB dB cm deg 1 2440.00 63.76 54.00 9.76 52.45 27.60 6.84 33.16 10.03 100 6 Average

Mode	8	
	Band Edge - R	
	2400-2483.5_Bluetooth-LE_GFSK _CH19_2440MHz	
ANT	1	
Pol.	Vertical	Fundamental
Peak	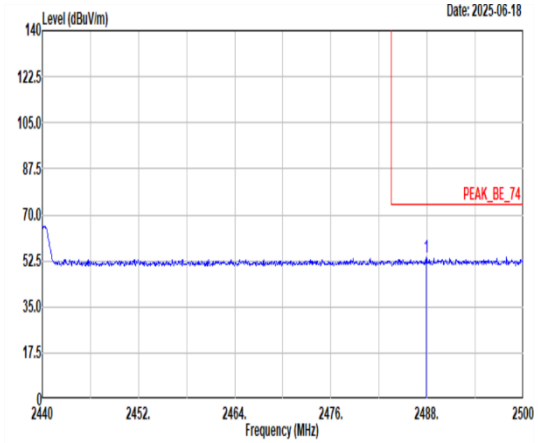 Site : 03CH11-HY Condition: PEAK_BE_74 3m 9120D_01620_240828 VERTICAL : RBW:1000.000kHz VBW:3000.000kHz SWT:Auto Freq Level Limit Line Margin Read Level Ant Factor Cable Loss Preamp Factor Aux Factor APos TPos Remark MHz dBuV/m dBuV/m dB dBuV dB/m dB dB dB cm deg 1 2487.88 53.79 74.00 -20.21 42.12 27.88 6.87 33.11 10.03 100 6 Peak	Blank
Avg	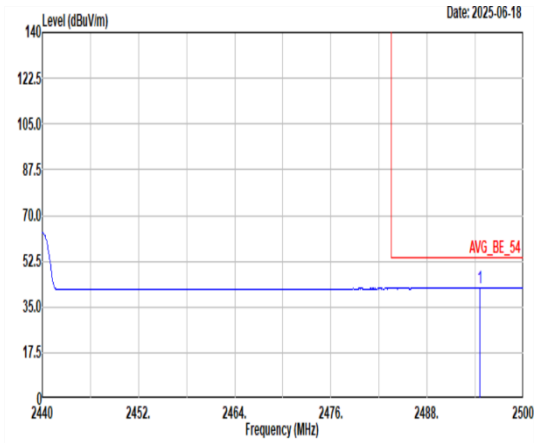 Site : 03CH11-HY Condition: AVG_BE_54 3m 9120D_01620_240828 VERTICAL : RBW:1000.000kHz VBW:0.100kHz SWT:Auto Freq Level Limit Line Margin Read Level Ant Factor Cable Loss Preamp Factor Aux Factor APos TPos Remark MHz dBuV/m dBuV/m dB dBuV dB/m dB dB dB cm deg 1 2494.60 42.25 54.00 -11.75 30.54 27.90 6.88 33.10 10.03 100 6 Average	Blank

Mode	8	
	Harmonic	
	2400-2483.5_Bluetooth-LE_GFSK _CH19_2440MHz	
ANT	1	
Pol.	Horizontal	Vertical
Peak Avg	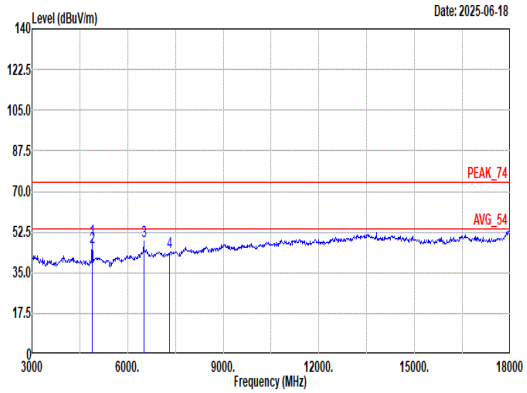 Site : 03CH11-HY Condition: PEAK_74 3m 9120D_01620_240828 HORIZONTAL Freq Level Limit Line Margin Read Level Ant Factor Cable Loss Preamp Factor Aux Factor APos TPos Remark MHz dBuV/m dBuV/m dB dBuV dB/m dB dB dB cm deg 1 4880.00 49.03 74.00 -24.97 71.81 32.72 10.66 66.70 0.54 150 30 Peak 2 4880.00 45.96 54.00 -8.04 68.74 32.72 10.66 66.70 0.54 150 30 Average 3 6510.00 48.81 74.00 -25.19 65.28 35.08 12.97 64.91 0.39 200 190 Peak 4 7320.00 44.07 74.00 -29.93 59.04 36.76 13.74 65.78 0.31 -- -- Peak	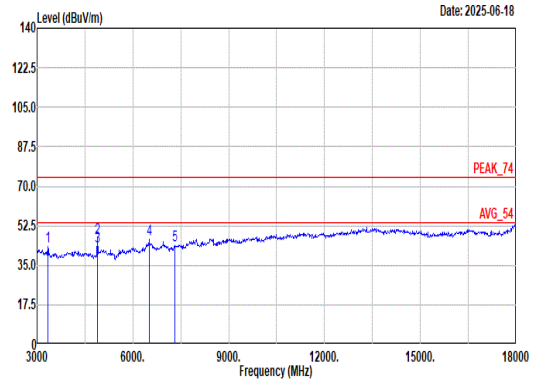 Site : 03CH11-HY Condition: PEAK_74 3m 9120D_01620_240828 VERTICAL Freq Level Limit Line Margin Read Level Ant Factor Cable Loss Preamp Factor Aux Factor APos TPos Remark MHz dBuV/m dBuV/m dB dBuV dB/m dB dB dB cm deg 1 3330.00 43.47 74.00 -30.53 69.77 29.60 9.17 66.33 1.26 200 3 Peak 2 4880.00 47.27 74.00 -26.73 70.05 32.72 10.66 66.70 0.54 400 23 Peak 3 4880.00 43.53 54.00 -10.47 66.31 32.72 10.66 66.70 0.54 400 23 Average 4 6510.00 46.61 74.00 -27.39 63.08 35.08 12.97 64.91 0.39 300 160 Peak 5 7320.00 43.60 74.00 -30.40 58.57 36.76 13.74 65.78 0.31 -- -- Peak

Remark: The unwanted signals 3330MHz, 6510MHz can be ignored as they fall within the non-restricted band and meet the requirements of FCC 15.247 (d), RSS-247 section 5.5, LP0002 section 4.1.10.5.

Mode	8	
	Harmonic	
	2400-2483.5_Bluetooth-LE_GFSK _CH19_2440MHz	
ANT	1	
Pol.	Horizontal	Vertical
14.47G ~14.5G Avg	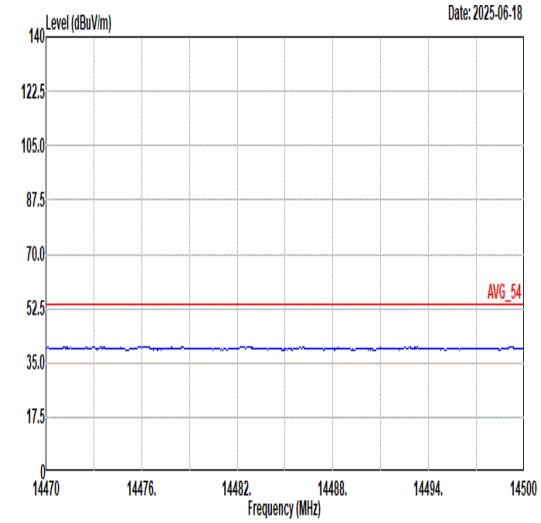 Site : 03CH11-HY Condition: AVG_54 3m 9120D_01620_240828 HORIZONTAL	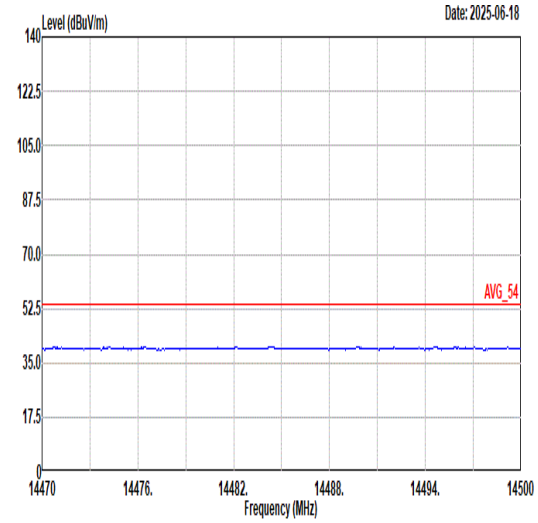 Site : 03CH11-HY Condition: AVG_54 3m 9120D_01620_240828 VERTICAL
17.7G ~18G Avg	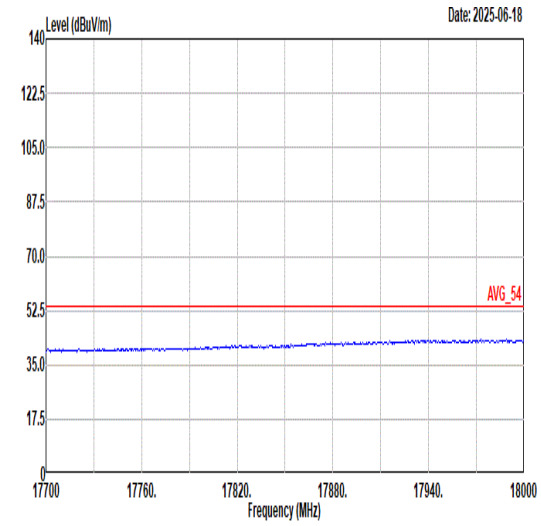 Site : 03CH11-HY Condition: AVG_54 3m 9120D_01620_240828 HORIZONTAL	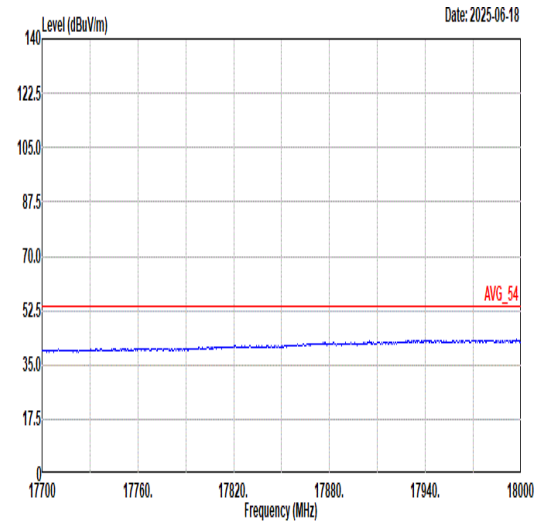 Site : 03CH11-HY Condition: AVG_54 3m 9120D_01620_240828 VERTICAL

Mode	9	
	Band Edge	
	2400-2483.5_Bluetooth-LE_GFSK _CH39_2480MHz	
ANT	1	
Pol.	Horizontal	Fundamental
Peak	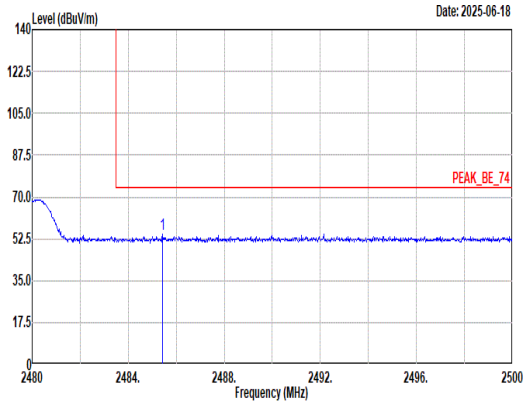 Site : 03CH11-HY Condition: PEAK_BE_74 3m 9120D_01620_240828 HORIZONTAL : RBW:1000.000kHz VBW:3000.000kHz SWT:Auto Freq Level Limit Line Margin Read Level Ant Factor Cable Loss Preamp Factor Aux Factor APos TPos Remark MHz dBuV/m dBuV/m dB dBuV dB/m dB dB dB cm deg 1 2485.42 54.40 74.00 -19.60 42.76 27.85 6.87 33.11 10.03 192 227 Peak	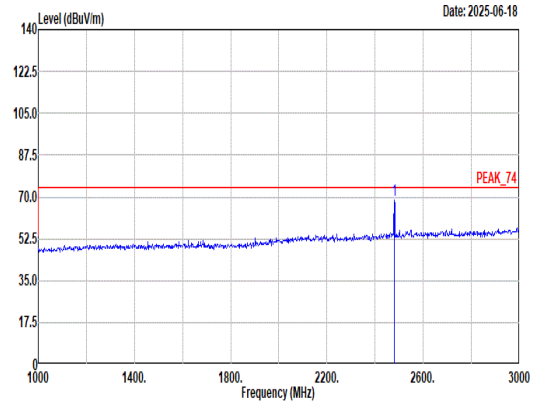 Site : 03CH11-HY Condition: PEAK_74 3m 9120D_01620_240828 HORIZONTAL : RBW:1000.000kHz VBW:3000.000kHz SWT:Auto Freq Level Limit Line Margin Read Level Ant Factor Cable Loss Preamp Factor Aux Factor APos TPos Remark MHz dBuV/m dBuV/m dB dBuV dB/m dB dB dB cm deg 1 2480.00 68.87 ------ ------ 57.29 27.80 6.87 33.12 10.03 192 227 Peak
Avg	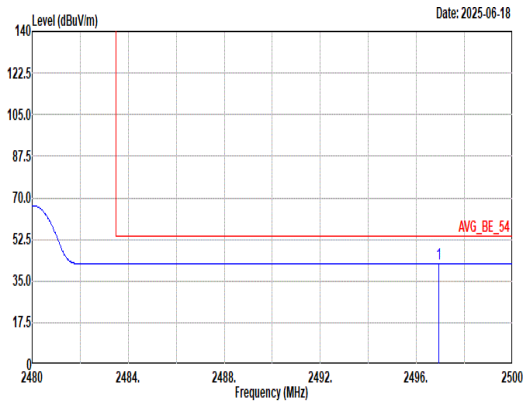 Site : 03CH11-HY Condition: AVG_BE_54 3m 9120D_01620_240828 HORIZONTAL : RBW:1000.000kHz VBW:0.100kHz SWT:Auto Freq Level Limit Line Margin Read Level Ant Factor Cable Loss Preamp Factor Aux Factor APos TPos Remark MHz dBuV/m dBuV/m dB dBuV dB/m dB dB dB cm deg 1 2496.94 42.48 54.00 -11.52 30.77 27.90 6.88 33.10 10.03 192 227 Average	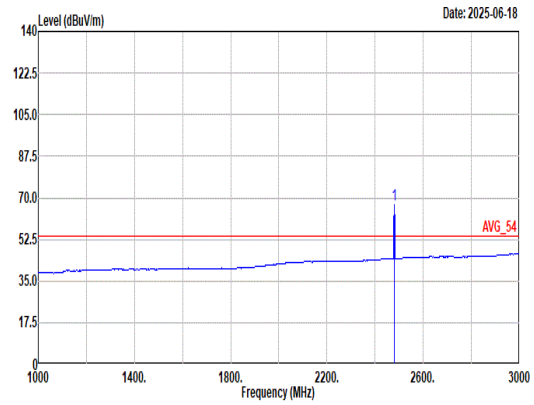 Site : 03CH11-HY Condition: AVG_54 3m 9120D_01620_240828 HORIZONTAL : RBW:1000.000kHz VBW:0.100kHz SWT:Auto Freq Level Limit Line Margin Read Level Ant Factor Cable Loss Preamp Factor Aux Factor APos TPos Remark MHz dBuV/m dBuV/m dB dBuV dB/m dB dB dB cm deg 1 2480.00 67.18 ------ ------ 55.60 27.80 6.87 33.12 10.03 192 227 Average

Mode	9	
	Band Edge	
	2400-2483.5_Bluetooth-LE_GFSK _CH39_2480MHz	
ANT	1	
Pol.	Vertical	Fundamental
Peak	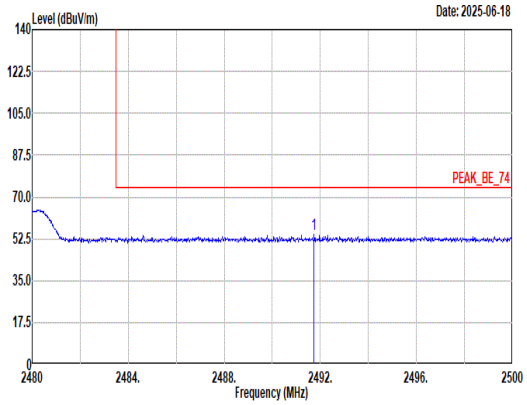 Site : 03CH11-HY Condition: PEAK_BE_74 3m 9120D_01620_240828 VERTICAL : RBW:1000.000kHz VBW:3000.000kHz SWT:Auto Freq Level Limit Line Margin Read Level Ant Factor Cable Loss Preamp Factor Aux Factor APos TPos Remark MHz dBuV/m dBuV/m dB dBuV dB/m dB dB dB cm deg 1 2491.74 54.42 74.00 -19.58 42.72 27.90 6.88 33.11 10.03 358 258 Peak	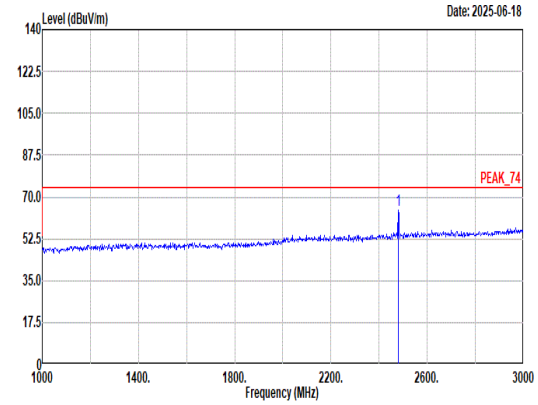 Site : 03CH11-HY Condition: PEAK_74 3m 9120D_01620_240828 VERTICAL : RBW:1000.000kHz VBW:3000.000kHz SWT:Auto Freq Level Limit Line Margin Read Level Ant Factor Cable Loss Preamp Factor Aux Factor APos TPos Remark MHz dBuV/m dBuV/m dB dBuV dB/m dB dB dB cm deg 1 2480.00 64.51 ------ ------ 52.93 27.80 6.87 33.12 10.03 358 258 Peak
Avg	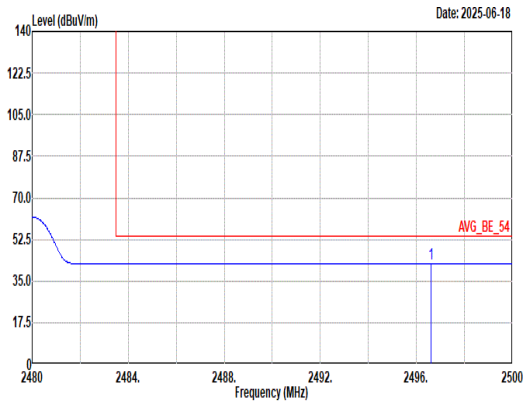 Site : 03CH11-HY Condition: AVG_BE_54 3m 9120D_01620_240828 VERTICAL : RBW:1000.000kHz VBW:0.100kHz SWT:Auto Freq Level Limit Line Margin Read Level Ant Factor Cable Loss Preamp Factor Aux Factor APos TPos Remark MHz dBuV/m dBuV/m dB dBuV dB/m dB dB dB cm deg 1 2496.60 42.46 54.00 -11.54 30.75 27.90 6.88 33.10 10.03 358 258 Average	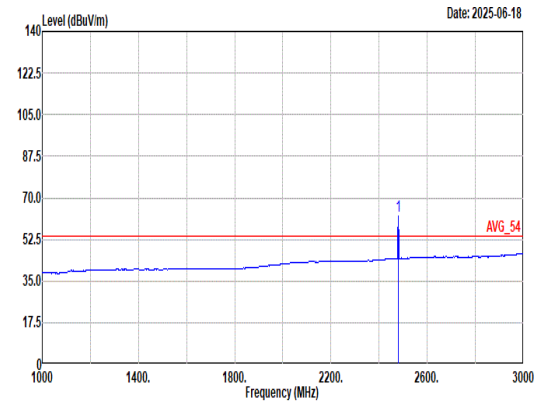 Site : 03CH11-HY Condition: AVG_54 3m 9120D_01620_240828 VERTICAL : RBW:1000.000kHz VBW:0.100kHz SWT:Auto Freq Level Limit Line Margin Read Level Ant Factor Cable Loss Preamp Factor Aux Factor APos TPos Remark MHz dBuV/m dBuV/m dB dBuV dB/m dB dB dB cm deg 1 2480.00 62.21 ------ ------ 50.63 27.80 6.87 33.12 10.03 358 258 Average

Mode	9	
	Harmonic	
	2400-2483.5_Bluetooth-LE_GFSK _CH39_2480MHz	
ANT	1	
Pol.	Horizontal	Vertical
Peak Avg	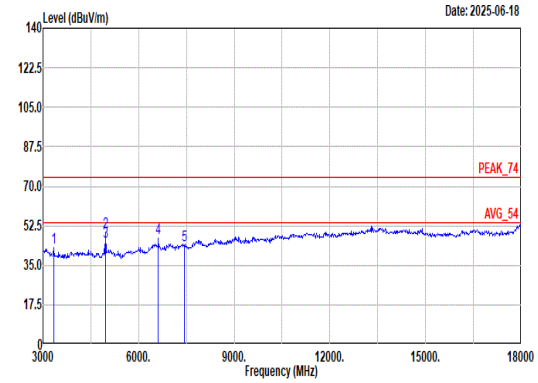 Site : 03CH11-HY Condition: PEAK_74 3m 9120D_01620_240828 HORIZONTAL Freq Level Limit Line Margin Read Level Ant Factor Cable Loss Preamp Factor Aux Factor APos TPos Remark MHz dBuV/m dBuV/m dB dBuV dB/m dB dB dB cm deg 1 3330.00 42.71 74.00 -31.29 69.01 29.60 9.17 66.33 1.26 100 321 Peak 2 4960.00 49.46 74.00 -24.54 71.49 33.02 11.01 66.63 0.57 250 39 Peak 3 4960.00 45.53 54.00 -8.47 67.56 33.02 11.01 66.63 0.57 250 39 Average 4 6615.00 47.18 74.00 -26.82 62.97 35.73 13.21 65.01 0.28 100 148 Peak 5 7440.00 43.75 74.00 -30.25 59.26 36.24 13.86 65.93 0.32 -- -- Peak	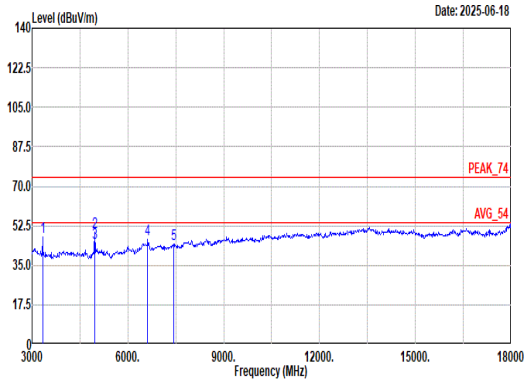 Site : 03CH11-HY Condition: PEAK_74 3m 9120D_01620_240828 VERTICAL Freq Level Limit Line Margin Read Level Ant Factor Cable Loss Preamp Factor Aux Factor APos TPos Remark MHz dBuV/m dBuV/m dB dBuV dB/m dB dB dB cm deg 1 3330.00 47.42 74.00 -26.58 73.72 29.60 9.17 66.33 1.26 237 360 Peak 2 4960.00 49.87 74.00 -24.13 71.90 33.02 11.01 66.63 0.57 384 0 Peak 3 4960.00 44.91 54.00 -9.09 66.94 33.02 11.01 66.63 0.57 384 0 Average 4 6615.00 46.33 74.00 -27.67 62.12 35.73 13.21 65.01 0.28 300 153 Peak 5 7440.00 44.49 74.00 -29.51 60.00 36.24 13.86 65.93 0.32 -- -- Peak

Remark: The unwanted signals 3330MHz, 6615MHz can be ignored as they fall within the non-restricted band and meet the requirements of FCC 15.247 (d), RSS-247 section 5.5, LP0002 section 4.1.10.5.

Mode	9	
	Harmonic	
	2400-2483.5_Bluetooth-LE_GFSK _CH39_2480MHz	
ANT	1	
Pol.	Horizontal	Vertical
14.47G ~14.5G Avg	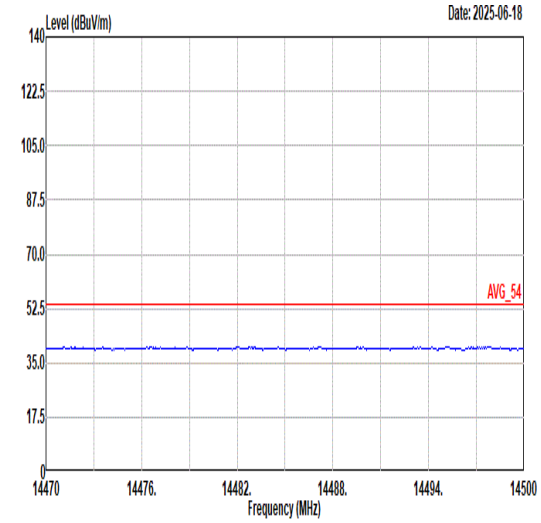 Site : 03CH11-HY Condition: AVG_54 3m 9120D_01620_240828 HORIZONTAL	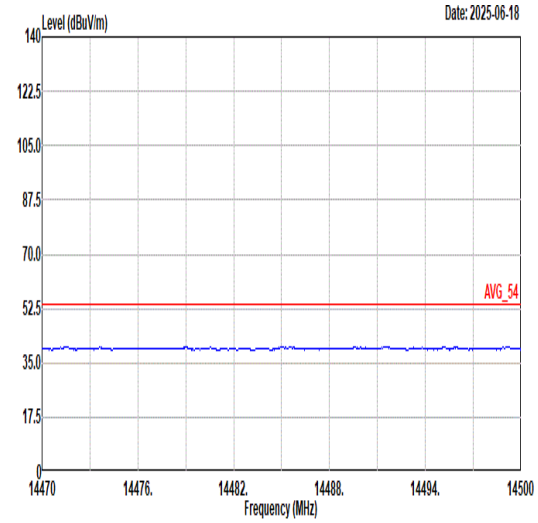 Site : 03CH11-HY Condition: AVG_54 3m 9120D_01620_240828 VERTICAL
17.7G ~18G Avg	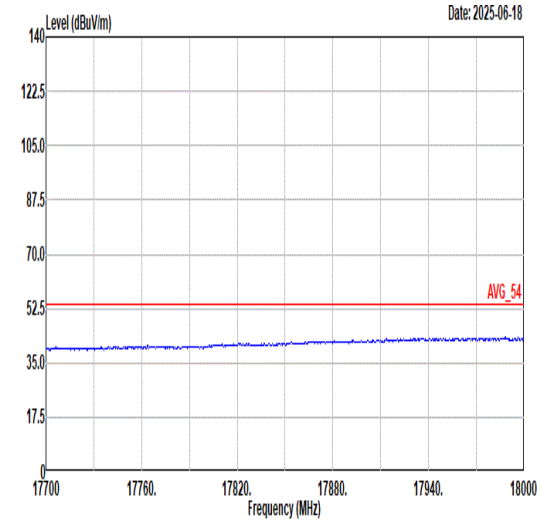 Site : 03CH11-HY Condition: AVG_54 3m 9120D_01620_240828 HORIZONTAL	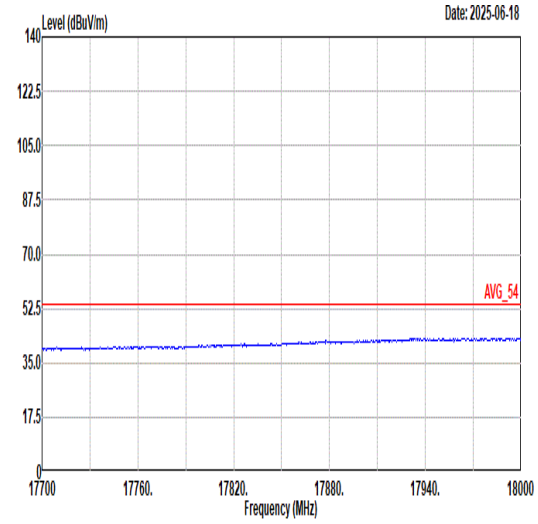 Site : 03CH11-HY Condition: AVG_54 3m 9120D_01620_240828 VERTICAL

Mode	10	
	Band Edge	
	2400-2483.5_Bluetooth-LE_GFSK _CH00_2402MHz	
ANT	1	
Pol.	Horizontal	Fundamental
Peak	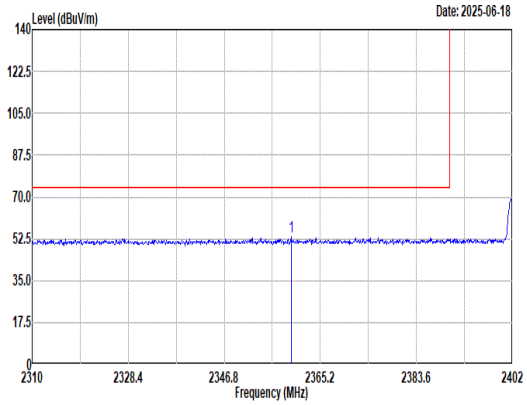 Site : 03CH11-HY Condition: PEAK_BE_74 3m 9120D_01620_240828 HORIZONTAL : RBW:1000.000kHz VBW:3000.000kHz SWT:Auto Freq Level Limit Line Margin Read Level Ant Factor Cable Loss Preamp Factor Aux Factor APos TPos Remark MHz dBuV/m dBuV/m dB dBuV dB/m dB dB dB cm deg 1 2359.59 53.18 74.00 -20.82 42.44 27.20 6.75 33.23 10.02 174 226 Peak	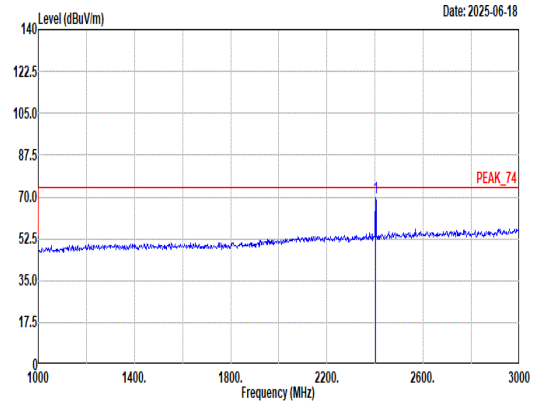 Site : 03CH11-HY Condition: PEAK_74 3m 9120D_01620_240828 HORIZONTAL : RBW:1000.000kHz VBW:3000.000kHz SWT:Auto Freq Level Limit Line Margin Read Level Ant Factor Cable Loss Preamp Factor Aux Factor APos TPos Remark MHz dBuV/m dBuV/m dB dBuV dB/m dB dB dB cm deg 1 2402.00 69.48 ------ ------ 58.42 27.40 6.82 33.19 10.03 174 226 Peak
Avg	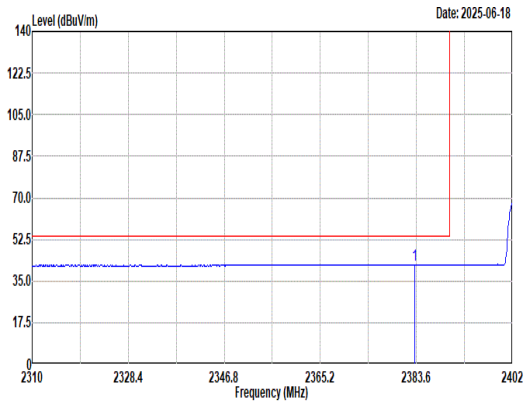 Site : 03CH11-HY Condition: AVG_BE_54 3m 9120D_01620_240828 HORIZONTAL : RBW:1000.000kHz VBW:0.300kHz SWT:Auto Freq Level Limit Line Margin Read Level Ant Factor Cable Loss Preamp Factor Aux Factor APos TPos Remark MHz dBuV/m dBuV/m dB dBuV dB/m dB dB dB cm deg 1 2383.32 41.88 54.00 -12.12 31.04 27.23 6.79 33.21 10.03 174 226 Average	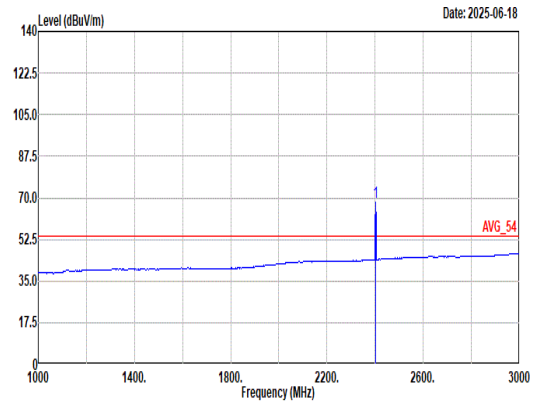 Site : 03CH11-HY Condition: AVG_54 3m 9120D_01620_240828 HORIZONTAL : RBW:1000.000kHz VBW:0.300kHz SWT:Auto Freq Level Limit Line Margin Read Level Ant Factor Cable Loss Preamp Factor Aux Factor APos TPos Remark MHz dBuV/m dBuV/m dB dBuV dB/m dB dB dB cm deg 1 2402.00 67.91 ------ ------ 56.85 27.40 6.82 33.19 10.03 174 226 Average

Mode	10	
	Band Edge	
	2400-2483.5_Bluetooth-LE_GFSK _CH00_2402MHz	
ANT	1	
Pol.	Vertical	Fundamental
Peak	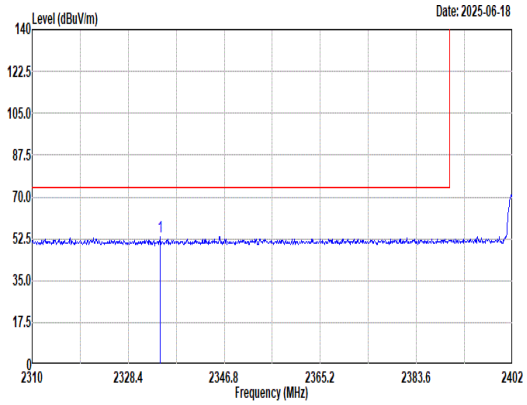 Site : 03CH11-HY Condition: PEAK_BE_74 3m 9120D_01620_240828 VERTICAL : RBW:1000.000kHz VBW:3000.000kHz SWT:Auto Freq Level Limit Line Margin Read Level Ant Factor Cable Loss Preamp Factor Aux Factor APos TPos Remark MHz dBuV/m dBuV/m dB dBuV dB/m dB dB dB cm deg 1 2334.56 53.54 74.00 -20.46 42.97 27.10 6.71 33.25 10.01 123 2 Peak	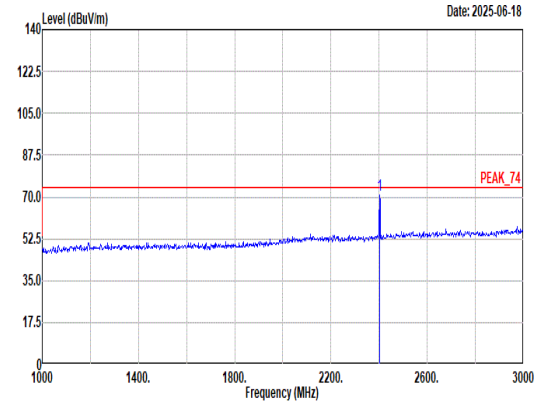 Site : 03CH11-HY Condition: PEAK_74 3m 9120D_01620_240828 VERTICAL : RBW:1000.000kHz VBW:3000.000kHz SWT:Auto Freq Level Limit Line Margin Read Level Ant Factor Cable Loss Preamp Factor Aux Factor APos TPos Remark MHz dBuV/m dBuV/m dB dBuV dB/m dB dB dB cm deg 1 2402.00 70.55 ------ ------ 59.49 27.40 6.82 33.19 10.03 123 2 Peak
Avg	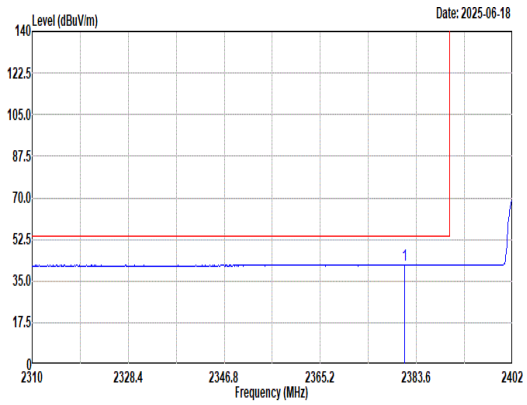 Site : 03CH11-HY Condition: AVG_BE_54 3m 9120D_01620_240828 VERTICAL : RBW:1000.000kHz VBW:0.300kHz SWT:Auto Freq Level Limit Line Margin Read Level Ant Factor Cable Loss Preamp Factor Aux Factor APos TPos Remark MHz dBuV/m dBuV/m dB dBuV dB/m dB dB dB cm deg 1 2381.30 41.92 54.00 -12.08 31.10 27.21 6.79 33.21 10.03 123 2 Average	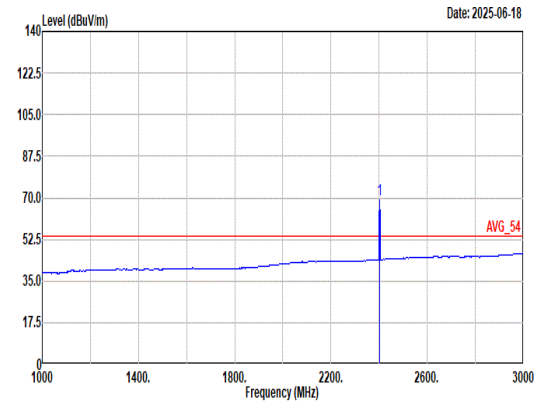 Site : 03CH11-HY Condition: AVG_54 3m 9120D_01620_240828 VERTICAL : RBW:1000.000kHz VBW:0.300kHz SWT:Auto Freq Level Limit Line Margin Read Level Ant Factor Cable Loss Preamp Factor Aux Factor APos TPos Remark MHz dBuV/m dBuV/m dB dBuV dB/m dB dB dB cm deg 1 2402.00 69.37 ------ ------ 58.31 27.40 6.82 33.19 10.03 123 2 Average

Mode	10	
	Harmonic	
	2400-2483.5_Bluetooth-LE_GFSK _CH00_2402MHz	
ANT	1	
Pol.	Horizontal	Vertical
Peak Avg	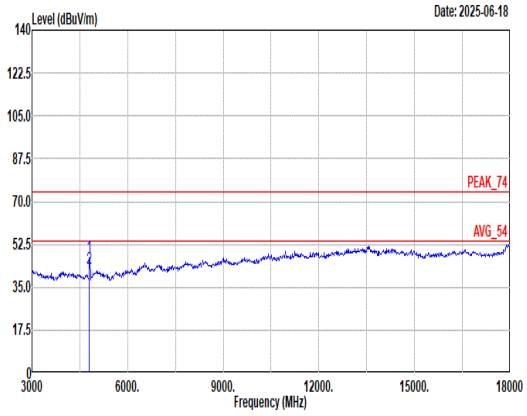 Site : 03CH11-HY Condition: PEAK_74 3m 9120D_01620_240828 HORIZONTAL Freq Level Limit Line Margin Read Level Ant Factor Cable Loss Preamp Factor Aux Factor APos TPos Remark MHz dBuV/m dBuV/m dB dBuV dB/m dB dB dB cm deg 1 4804.00 47.44 74.00 -26.56 71.04 32.32 10.34 66.76 0.50 100 32 Peak 2 4804.00 42.85 54.00 -11.15 66.45 32.32 10.34 66.76 0.50 100 32 Average	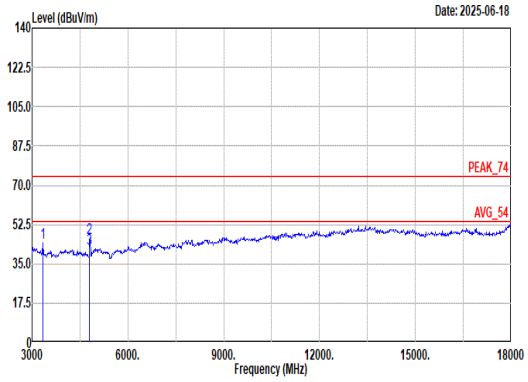 Site : 03CH11-HY Condition: PEAK_74 3m 9120D_01620_240828 VERTICAL Freq Level Limit Line Margin Read Level Ant Factor Cable Loss Preamp Factor Aux Factor APos TPos Remark MHz dBuV/m dBuV/m dB dBuV dB/m dB dB dB cm deg 1 3345.00 44.53 74.00 -29.47 70.84 29.60 9.19 66.34 1.24 106 360 Peak 2 4804.00 46.66 74.00 -27.34 70.26 32.32 10.34 66.76 0.50 324 360 Peak 3 4804.00 41.58 54.00 -12.42 65.18 32.32 10.34 66.76 0.50 324 360 Average

Remark: The unwanted signal at 3345MHz can be ignored as it falls within the non-restricted band and meets the requirements of FCC 15.247 (d), RSS-247 section 5.5, LP0002 section 4.1.10.5.

Mode	10	
	Harmonic	
	2400-2483.5_Bluetooth-LE_GFSK _CH00_2402MHz	
ANT	1	
Pol.	Horizontal	Vertical
14.47G ~14.5G Avg	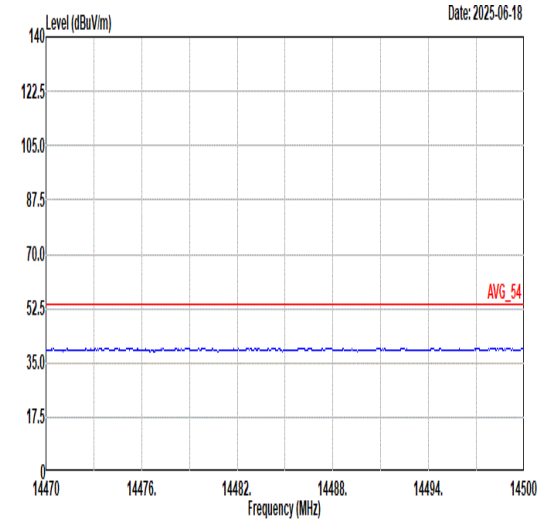 Site : 03CH11-HY Condition: AVG_54 3m 9120D_01620_240828 HORIZONTAL	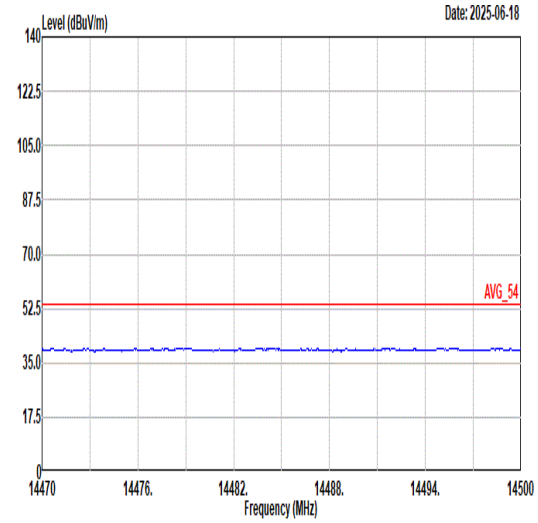 Site : 03CH11-HY Condition: AVG_54 3m 9120D_01620_240828 VERTICAL
17.7G ~18G Avg	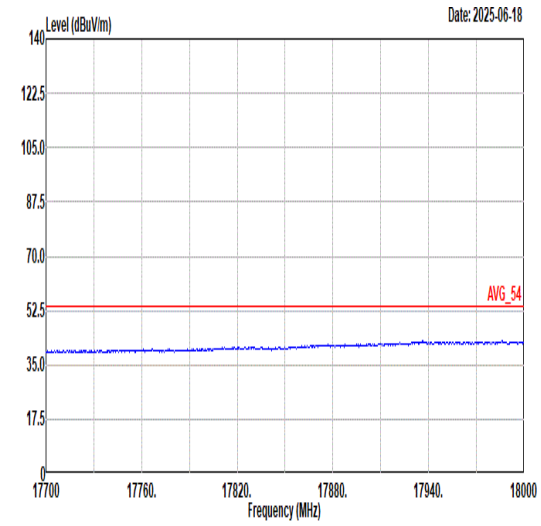 Site : 03CH11-HY Condition: AVG_54 3m 9120D_01620_240828 HORIZONTAL	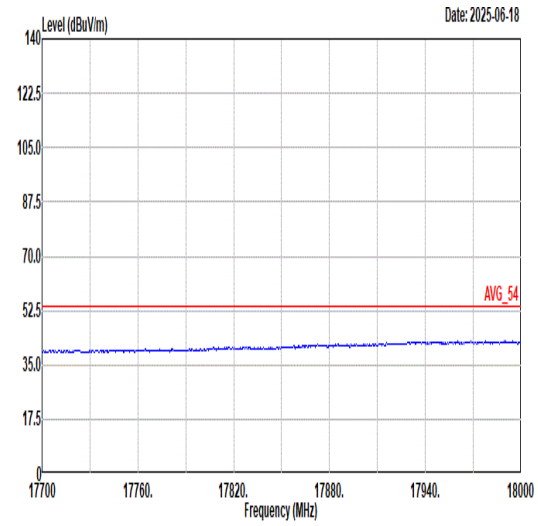 Site : 03CH11-HY Condition: AVG_54 3m 9120D_01620_240828 VERTICAL

Mode	11	
	Band Edge - L	
	2400-2483.5_Bluetooth-LE_GFSK _CH19_2440MHz	
ANT	1	
Pol.	Horizontal	Fundamental
Peak	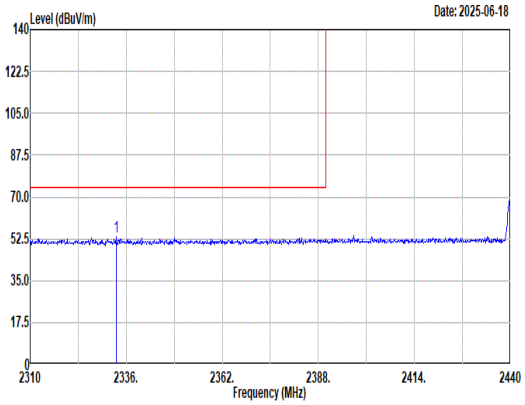 Site : 03CH11-HY Condition: PEAK_BE_74 3m 9120D_01620_240828 HORIZONTAL : RBW:1000.000kHz VBW:3000.000kHz SWT:Auto 1 2333.27 53.26 74.00 -20.74 42.69 27.10 6.71 33.25 10.01 171 226 Peak	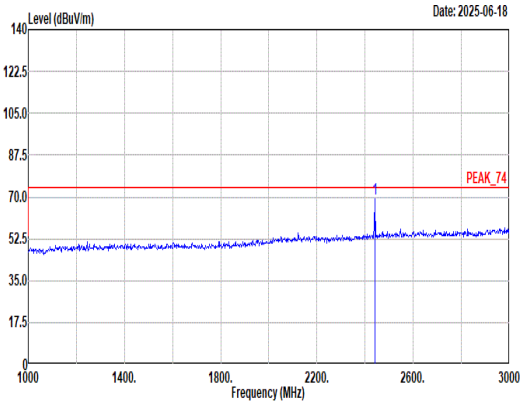 Site : 03CH11-HY Condition: PEAK_74 3m 9120D_01620_240828 HORIZONTAL : RBW:1000.000kHz VBW:3000.000kHz SWT:Auto 1 2440.00 69.01 ------ ------ 57.70 27.60 6.84 33.16 10.03 171 226 Peak
Avg	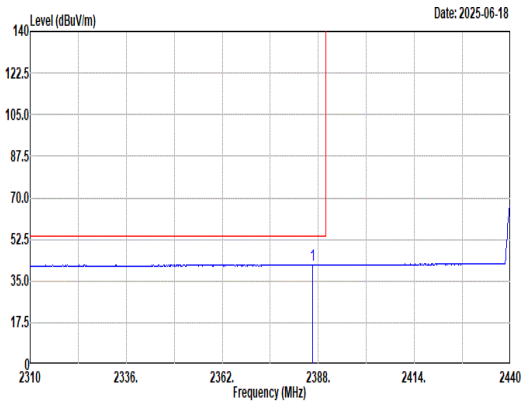 Site : 03CH11-HY Condition: AVG_BE_54 3m 9120D_01620_240828 HORIZONTAL : RBW:1000.000kHz VBW:0.300kHz SWT:Auto 1 2386.44 41.84 54.00 -12.16 30.95 27.26 6.80 33.20 10.03 171 226 Average	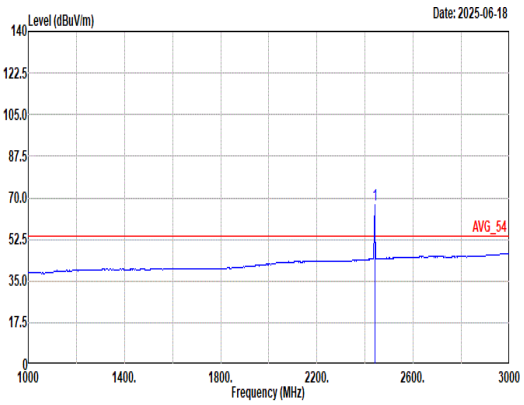 Site : 03CH11-HY Condition: AVG_54 3m 9120D_01620_240828 HORIZONTAL : RBW:1000.000kHz VBW:0.300kHz SWT:Auto 1 2440.00 67.19 ------ ------ 55.88 27.60 6.84 33.16 10.03 171 226 Average

Mode	11	
	Band Edge - R	
	2400-2483.5_Bluetooth-LE_GFSK _CH19_2440MHz	
ANT	1	
Pol.	Horizontal	Fundamental
Peak	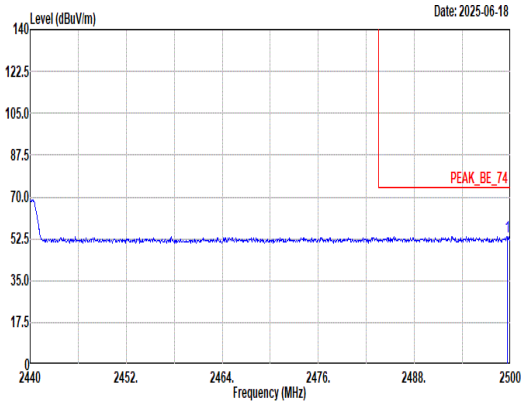 Site : 03CH11-HY Condition: PEAK_BE_74 3m 9120D_01620_240828 HORIZONTAL : RBW:1000.000kHz VBW:3000.000kHz SWT:Auto Limit Read Ant Cable Preamp Aux APos TPos Freq Level Line Margin Level Factor Loss Factor Factor Remark MHz dBuV/m dBuV/m dB dBuV dB/m dB dB dB cm deg 1 2499.58 53.61 74.00 -20.39 41.90 27.90 6.88 33.10 10.03 171 226 Peak	Blank
Avg	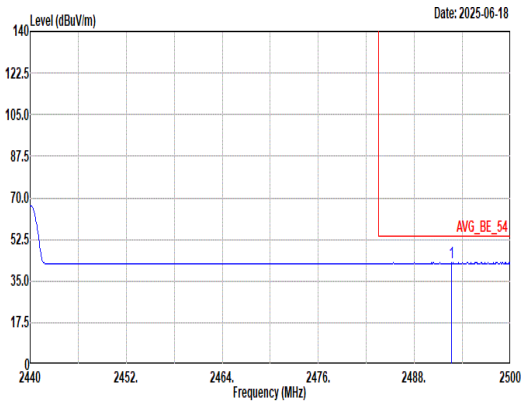 Site : 03CH11-HY Condition: AVG_BE_54 3m 9120D_01620_240828 HORIZONTAL : RBW:1000.000kHz VBW:0.300kHz SWT:Auto Limit Read Ant Cable Preamp Aux APos TPos Freq Level Line Margin Level Factor Loss Factor Factor Remark MHz dBuV/m dBuV/m dB dBuV dB/m dB dB dB cm deg 1 2492.62 42.61 54.00 -11.39 30.91 27.90 6.88 33.11 10.03 171 226 Average	Blank

Mode	11	
	Band Edge - L	
	2400-2483.5_Bluetooth-LE_GFSK _CH19_2440MHz	
ANT	1	
Pol.	Vertical	Fundamental
Peak	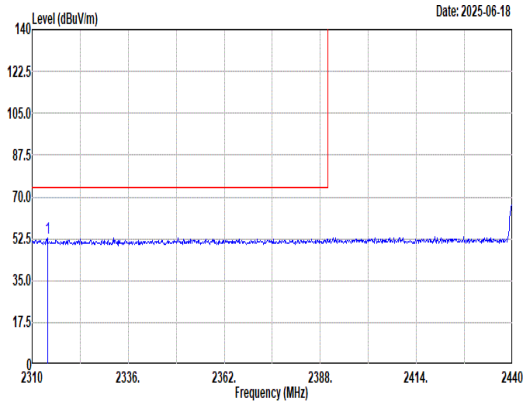 Site : 03CH11-HY Condition: PEAK_BE_74 3m 9120D_01620_240828 VERTICAL : RBW:1000.000kHz VBW:3000.000kHz SWT:Auto Freq Level Limit Line Margin Read Level Ant Factor Cable Loss Preamp Factor Aux Factor APos TPos Remark MHz dBuV/m dBuV/m dB dBuV dB/m dB dB dB cm deg 1 2314.16 52.77 74.00 -21.23 42.15 27.20 6.68 33.27 10.01 114 3 Peak	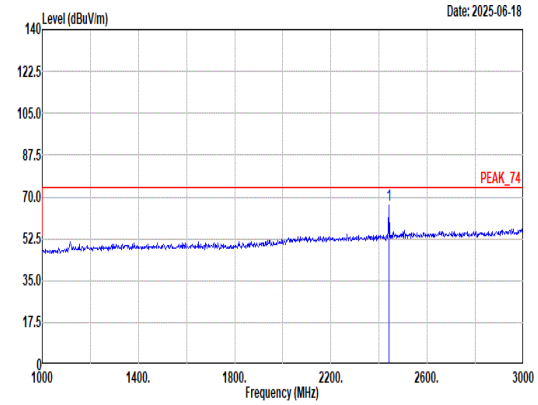 Site : 03CH11-HY Condition: PEAK_74 3m 9120D_01620_240828 VERTICAL : RBW:1000.000kHz VBW:3000.000kHz SWT:Auto Freq Level Limit Line Margin Read Level Ant Factor Cable Loss Preamp Factor Aux Factor APos TPos Remark MHz dBuV/m dBuV/m dB dBuV dB/m dB dB dB cm deg 1 2440.00 66.43 ------ ------ 55.12 27.60 6.84 33.16 10.03 114 3 Peak
Avg	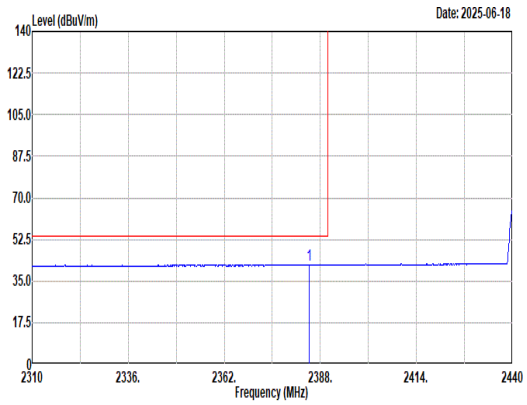 Site : 03CH11-HY Condition: AVG_BE_54 3m 9120D_01620_240828 VERTICAL : RBW:1000.000kHz VBW:0.300kHz SWT:Auto Freq Level Limit Line Margin Read Level Ant Factor Cable Loss Preamp Factor Aux Factor APos TPos Remark MHz dBuV/m dBuV/m dB dBuV dB/m dB dB dB cm deg 1 2385.01 41.88 54.00 -12.12 31.01 27.25 6.80 33.21 10.03 114 3 Average	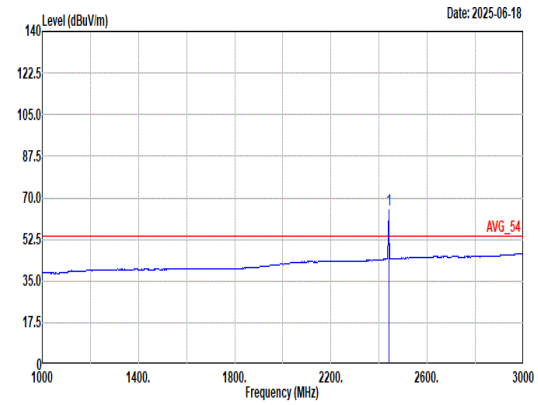 Site : 03CH11-HY Condition: AVG_54 3m 9120D_01620_240828 VERTICAL : RBW:1000.000kHz VBW:0.300kHz SWT:Auto Freq Level Limit Line Margin Read Level Ant Factor Cable Loss Preamp Factor Aux Factor APos TPos Remark MHz dBuV/m dBuV/m dB dBuV dB/m dB dB dB cm deg 1 2440.00 64.83 ------ ------ 53.52 27.60 6.84 33.16 10.03 114 3 Average

Mode	11	
	Band Edge - R	
	2400-2483.5_Bluetooth-LE_GFSK _CH19_2440MHz	
ANT	1	
Pol.	Vertical	Fundamental
Peak	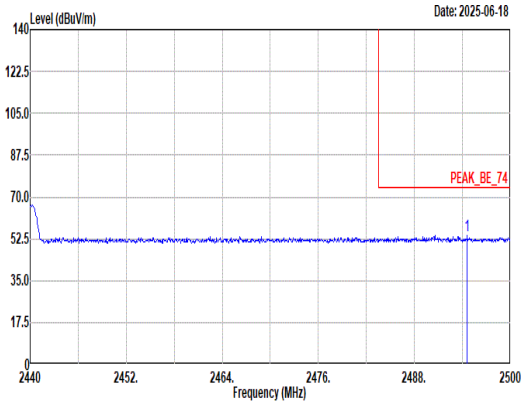 Site : 03CH11-HY Condition: PEAK_BE_74 3m 9120D_01620_240828 VERTICAL : RBW:1000.000kHz VBW:3000.000kHz SWT:Auto Limit Read Ant Cable Preamp Aux APos TPos Freq Level Line Margin Level Factor Loss Factor Factor Remark MHz dBuV/m dBuV/m dB dBuV dB/m dB dB dB cm deg 1 2494.60 53.84 74.00 -20.16 42.13 27.90 6.88 33.10 10.03 114 3 Peak	Blank
Avg	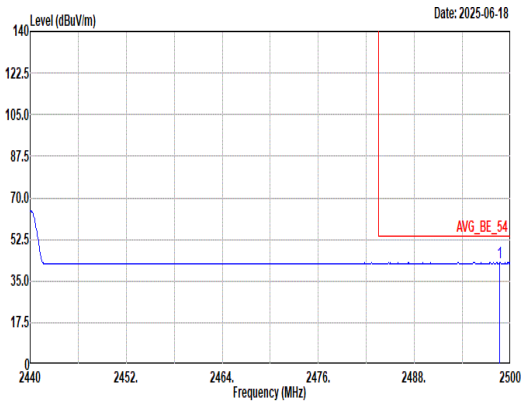 Site : 03CH11-HY Condition: AVG_BE_54 3m 9120D_01620_240828 VERTICAL : RBW:1000.000kHz VBW:0.300kHz SWT:Auto Limit Read Ant Cable Preamp Aux APos TPos Freq Level Line Margin Level Factor Loss Factor Factor Remark MHz dBuV/m dBuV/m dB dBuV dB/m dB dB dB cm deg 1 2498.68 42.63 54.00 -11.37 30.92 27.90 6.88 33.10 10.03 114 3 Average	Blank

Mode	11	
	Harmonic	
	2400-2483.5_Bluetooth-LE_GFSK _CH19_2440MHz	
ANT	1	
Pol.	Horizontal	Vertical
Peak Avg	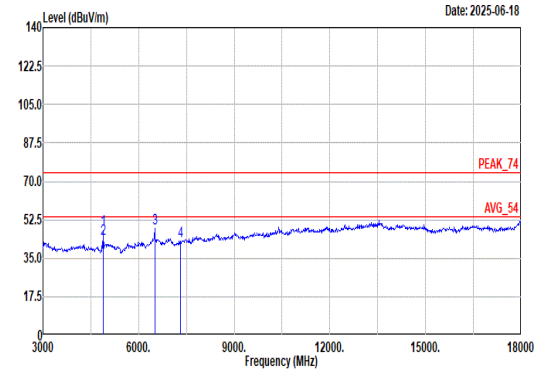 Site : 03CH11-HY Condition: PEAK_74 3m 9120D_01620_240828 HORIZONTAL Freq Level Limit Line Margin Read Level Ant Factor Cable Loss Preamp Factor Aux Factor APos TPos Remark 1 4880.00 48.26 74.00 -25.74 71.04 32.72 10.66 66.70 0.54 104 30 Peak 2 4880.00 44.07 54.00 -9.93 66.85 32.72 10.66 66.70 0.54 104 30 Average 3 6510.00 48.34 74.00 -25.66 64.81 35.08 12.97 64.91 0.39 100 156 Peak 4 7320.00 42.93 74.00 -31.07 57.90 36.76 13.74 65.78 0.31 -- -- Peak	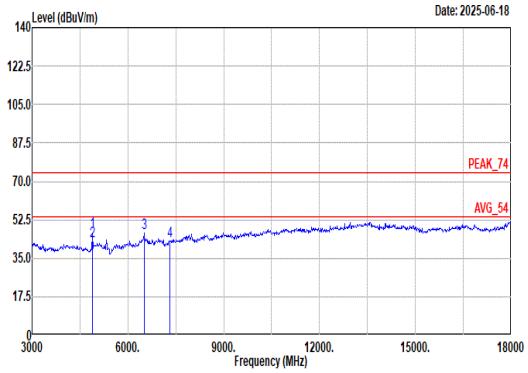 Site : 03CH11-HY Condition: PEAK_74 3m 9120D_01620_240828 VERTICAL Freq Level Limit Line Margin Read Level Ant Factor Cable Loss Preamp Factor Aux Factor APos TPos Remark 1 4880.00 46.95 74.00 -27.05 69.73 32.72 10.66 66.70 0.54 376 20 Peak 2 4880.00 42.65 54.00 -11.35 65.43 32.72 10.66 66.70 0.54 376 20 Average 3 6510.00 46.30 74.00 -27.70 62.77 35.08 12.97 64.91 0.39 100 26 Peak 4 7320.00 42.76 74.00 -31.24 57.73 36.76 13.74 65.78 0.31 -- -- Peak

Remark: The unwanted signal at 6510MHz can be ignored as it falls within the non-restricted band and meets the requirements of FCC 15.247 (d), RSS-247 section 5.5, LP0002 section 4.1.10.5.

Mode	11	
	Harmonic	
	2400-2483.5_Bluetooth-LE_GFSK _CH19_2440MHz	
ANT	1	
Pol.	Horizontal	Vertical
14.47G ~14.5G Avg	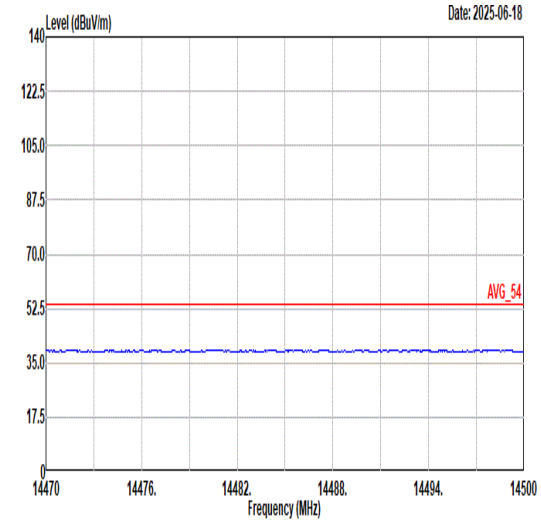 Site : 03CH11-HY Condition: AVG_54 3m 9120D_01620_240828 HORIZONTAL	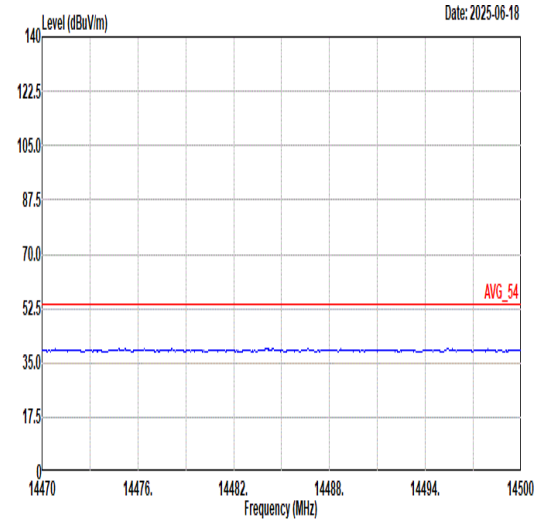 Site : 03CH11-HY Condition: AVG_54 3m 9120D_01620_240828 VERTICAL
17.7G ~18G Avg	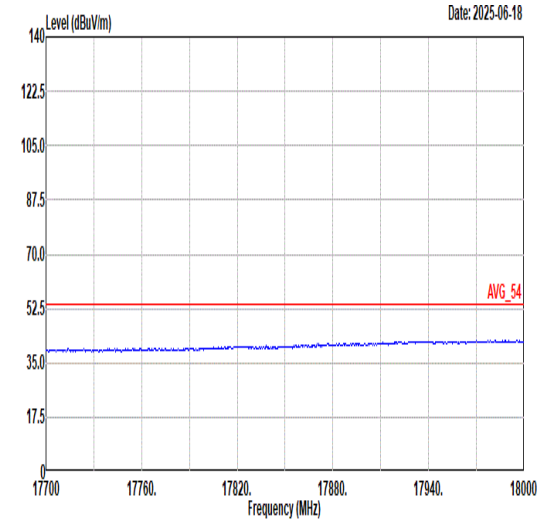 Site : 03CH11-HY Condition: AVG_54 3m 9120D_01620_240828 HORIZONTAL	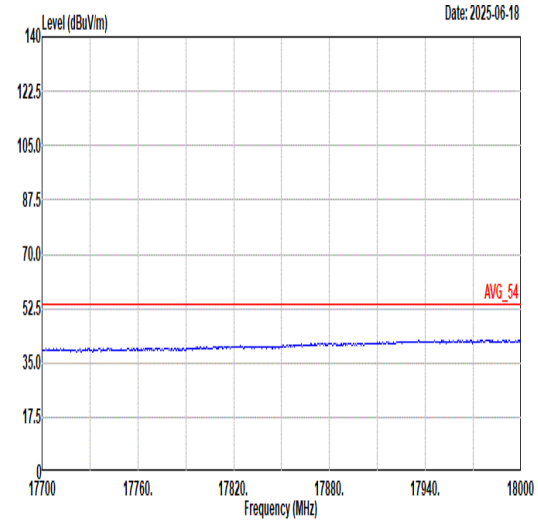 Site : 03CH11-HY Condition: AVG_54 3m 9120D_01620_240828 VERTICAL

Mode	12	
	Band Edge	
	2400-2483.5_Bluetooth-LE_GFSK _CH39_2480MHz	
ANT	1	
Pol.	Horizontal	Fundamental
Peak	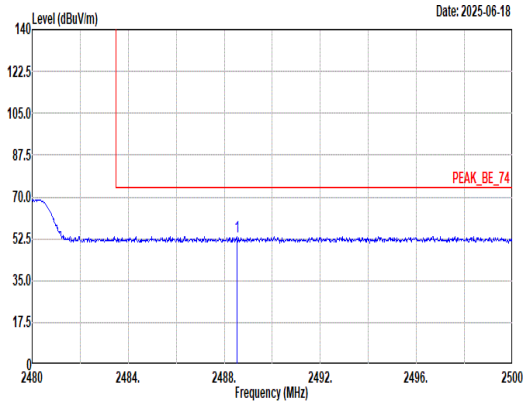 Site : 03CH11-HY Condition: PEAK_BE_74 3m 9120D_01620_240828 HORIZONTAL : RBW:1000.000kHz VBW:3000.000kHz SWT:Auto Freq Level Limit Line Margin Read Level Ant Factor Cable Loss Preamp Factor Aux Factor APos TPos Remark MHz dBuV/m dBuV/m dB dBuV dB/m dB dB dB cm deg 1 2488.52 53.56 74.00 -20.44 41.88 27.89 6.87 33.11 10.03 194 228 Peak	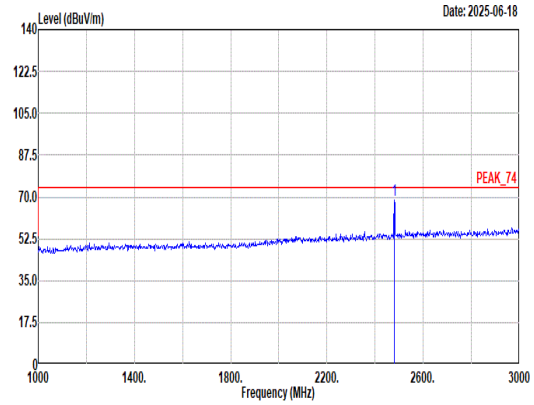 Site : 03CH11-HY Condition: PEAK_74 3m 9120D_01620_240828 HORIZONTAL : RBW:1000.000kHz VBW:3000.000kHz SWT:Auto Freq Level Limit Line Margin Read Level Ant Factor Cable Loss Preamp Factor Aux Factor APos TPos Remark MHz dBuV/m dBuV/m dB dBuV dB/m dB dB dB cm deg 1 2480.00 68.81 ------ ------ 57.23 27.80 6.87 33.12 10.03 194 228 Peak
Avg	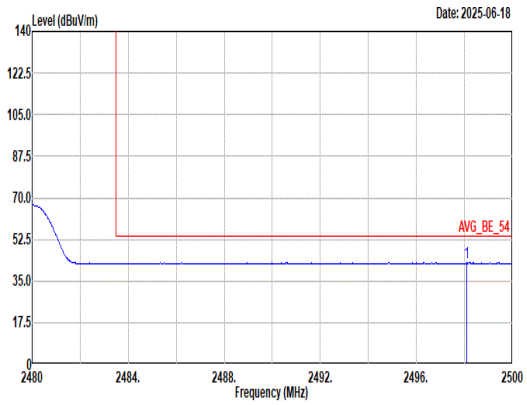 Site : 03CH11-HY Condition: AVG_BE_54 3m 9120D_01620_240828 HORIZONTAL : RBW:1000.000kHz VBW:0.300kHz SWT:Auto Freq Level Limit Line Margin Read Level Ant Factor Cable Loss Preamp Factor Aux Factor APos TPos Remark MHz dBuV/m dBuV/m dB dBuV dB/m dB dB dB cm deg 1 2498.08 42.63 54.00 -11.37 30.92 27.90 6.88 33.10 10.03 194 228 Average	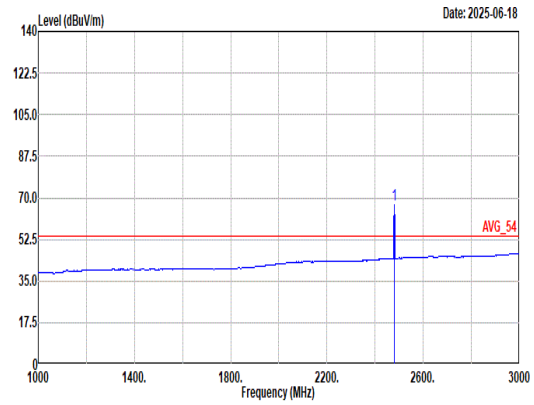 Site : 03CH11-HY Condition: AVG_54 3m 9120D_01620_240828 HORIZONTAL : RBW:1000.000kHz VBW:0.300kHz SWT:Auto Freq Level Limit Line Margin Read Level Ant Factor Cable Loss Preamp Factor Aux Factor APos TPos Remark MHz dBuV/m dBuV/m dB dBuV dB/m dB dB dB cm deg 1 2480.00 67.26 ------ ------ 55.68 27.80 6.87 33.12 10.03 194 228 Average

Mode	12	
	Band Edge	
	2400-2483.5_Bluetooth-LE_GFSK _CH39_2480MHz	
ANT	1	
Pol.	Vertical	Fundamental
Peak	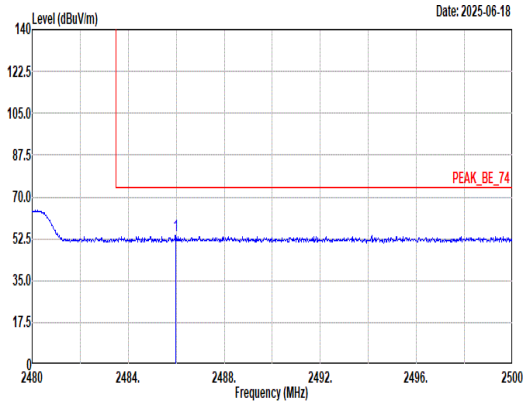 Site : 03CH11-HY Condition: PEAK_BE_74 3m 9120D_01620_240828 VERTICAL : RBW:1000.000kHz VBW:3000.000kHz SWT:Auto Freq Level Limit Line Margin Read Level Ant Factor Cable Loss Preamp Factor Aux Factor APos TPos Remark MHz dBuV/m dBuV/m dB dBuV dB/m dB dB dB cm deg 1 2485.98 53.80 74.00 -20.20 42.15 27.86 6.87 33.11 10.03 358 258 Peak	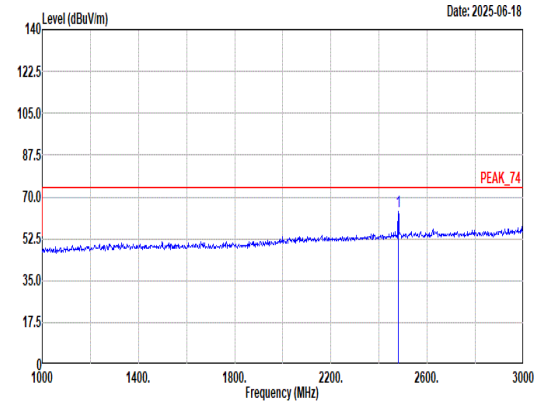 Site : 03CH11-HY Condition: PEAK_74 3m 9120D_01620_240828 VERTICAL : RBW:1000.000kHz VBW:3000.000kHz SWT:Auto Freq Level Limit Line Margin Read Level Ant Factor Cable Loss Preamp Factor Aux Factor APos TPos Remark MHz dBuV/m dBuV/m dB dBuV dB/m dB dB dB cm deg 1 2480.00 64.17 ------ ------ 52.59 27.80 6.87 33.12 10.03 358 258 Peak
Avg	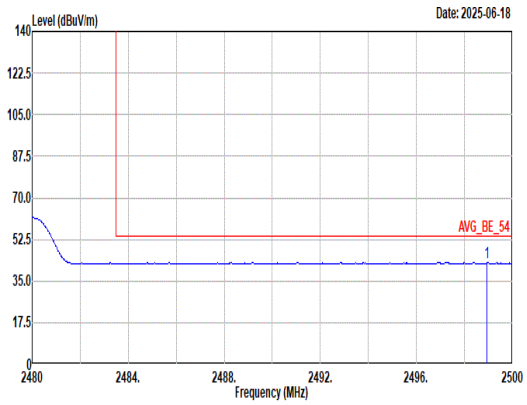 Site : 03CH11-HY Condition: AVG_BE_54 3m 9120D_01620_240828 VERTICAL : RBW:1000.000kHz VBW:0.300kHz SWT:Auto Freq Level Limit Line Margin Read Level Ant Factor Cable Loss Preamp Factor Aux Factor APos TPos Remark MHz dBuV/m dBuV/m dB dBuV dB/m dB dB dB cm deg 1 2498.94 42.68 54.00 -11.32 30.97 27.90 6.88 33.10 10.03 358 258 Average	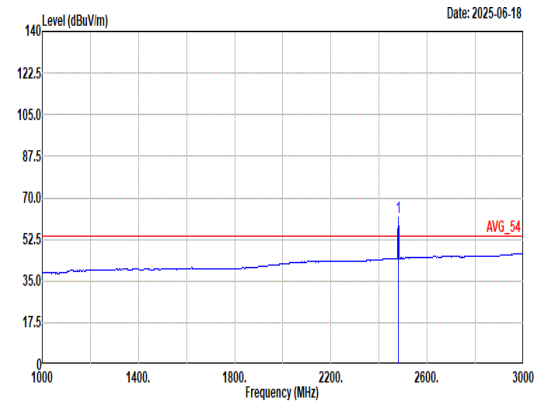 Site : 03CH11-HY Condition: AVG_54 3m 9120D_01620_240828 VERTICAL : RBW:1000.000kHz VBW:0.300kHz SWT:Auto Freq Level Limit Line Margin Read Level Ant Factor Cable Loss Preamp Factor Aux Factor APos TPos Remark MHz dBuV/m dBuV/m dB dBuV dB/m dB dB dB cm deg 1 2480.00 61.92 ------ ------ 50.34 27.80 6.87 33.12 10.03 358 258 Average

Mode	12	
	Harmonic	
	2400-2483.5_Bluetooth-LE_GFSK _CH39_2480MHz	
ANT	1	
Pol.	Horizontal	Vertical
Peak Avg	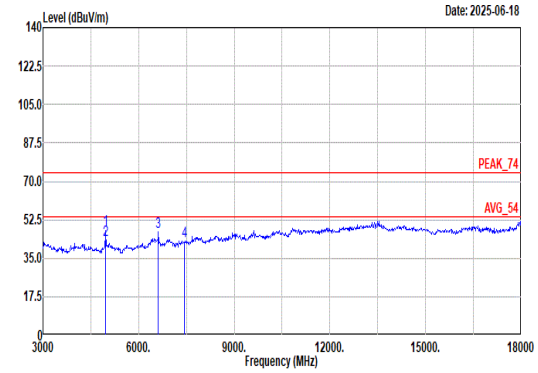 Site : 03CH11-HY Condition: PEAK_74 3m 9120D_01620_240828 HORIZONTAL Freq Level Limit Line Margin Read Level Ant Factor Cable Loss Preamp Factor Aux Factor APos TPos Remark 1 4960.00 48.34 74.00 -25.66 70.37 33.02 11.01 66.63 0.57 137 38 Peak 2 4960.00 43.51 54.00 -10.49 65.54 33.02 11.01 66.63 0.57 137 38 Average 3 6615.00 47.08 74.00 -26.92 62.87 35.73 13.21 65.01 0.28 100 156 Peak 4 7440.00 42.87 74.00 -31.13 58.38 36.24 13.86 65.93 0.32 -- -- Peak	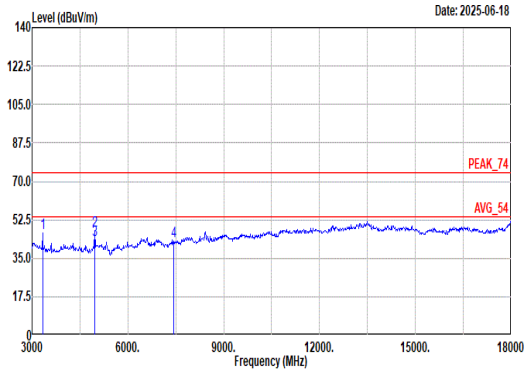 Site : 03CH11-HY Condition: PEAK_74 3m 9120D_01620_240828 VERTICAL Freq Level Limit Line Margin Read Level Ant Factor Cable Loss Preamp Factor Aux Factor APos TPos Remark 1 3330.00 46.30 74.00 -27.70 72.60 29.60 9.17 66.33 1.26 300 360 Peak 2 4960.00 47.73 74.00 -26.27 69.76 33.02 11.01 66.63 0.57 341 355 Peak 3 4960.00 43.09 54.00 -10.91 65.12 33.02 11.01 66.63 0.57 341 355 Average 4 7440.00 42.87 74.00 -31.13 58.38 36.24 13.86 65.93 0.32 -- -- Peak

Remark: The unwanted signals 3330MHz, 6615MHz can be ignored as they fall within the non-restricted band and meet the requirements of FCC 15.247 (d), RSS-247 section 5.5, LP0002 section 4.1.10.5.

Mode	12	
	Harmonic	
	2400-2483.5_Bluetooth-LE_GFSK _CH39_2480MHz	
ANT	1	
Pol.	Horizontal	Vertical
14.47G ~14.5G Avg	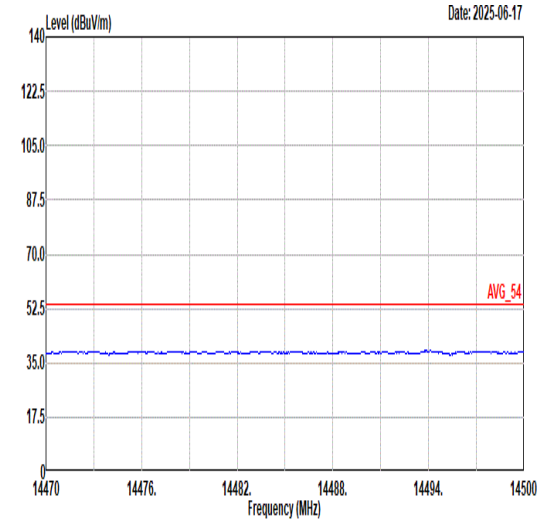 Site : 03CH11-HY Condition: AVG_54 3m 9120D_01620_240828 HORIZONTAL	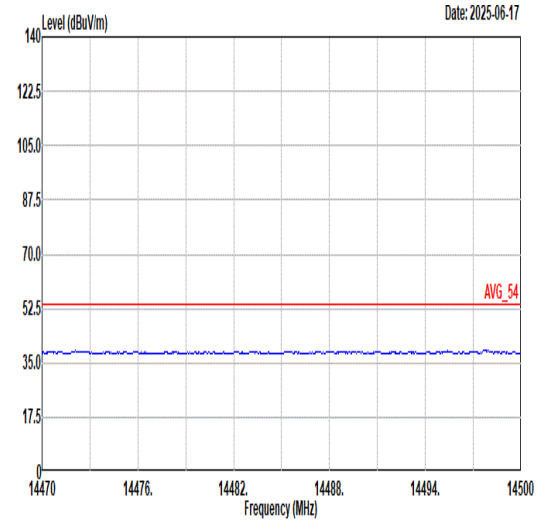 Site : 03CH11-HY Condition: AVG_54 3m 9120D_01620_240828 VERTICAL
17.7G ~18G Avg	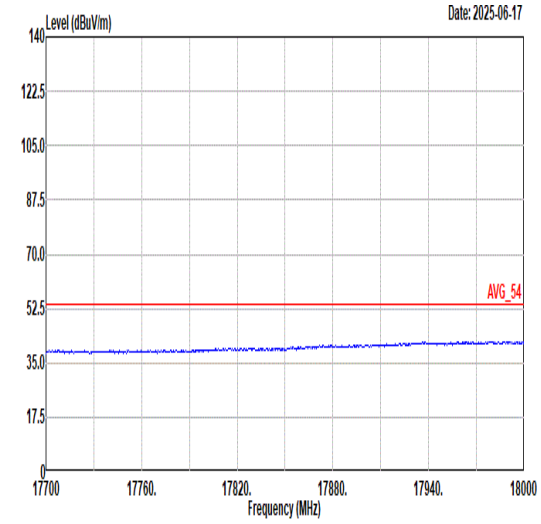 Site : 03CH11-HY Condition: AVG_54 3m 9120D_01620_240828 HORIZONTAL	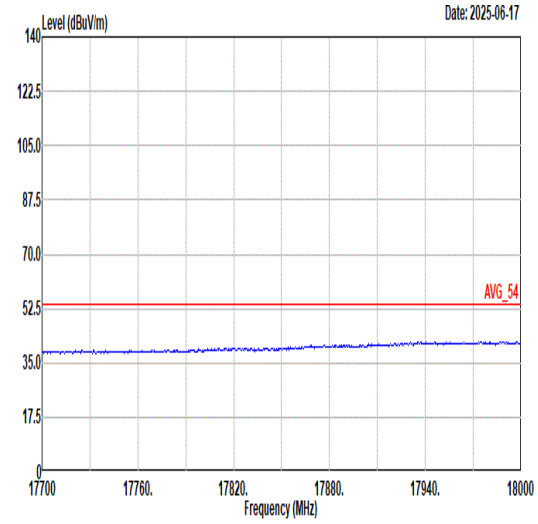 Site : 03CH11-HY Condition: AVG_54 3m 9120D_01620_240828 VERTICAL

Mode	13	
	SHF	
	2400-2483.5_Bluetooth-LE_GFSK _CH19_2440MHz	
ANT	1	
Pol.	Horizontal	Vertical
Peak	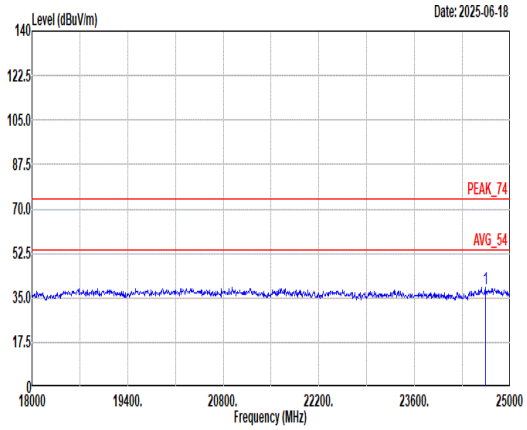 Site : 03CH11-HY Condition: PEAK_74 1m SHF_1223_240624 HORIZONTAL Freq Level Limit Line Margin Read Level Ant Factor Cable Loss Preamp Factor Aux Factor APos TPos Remark MHz dBuV/m dBuV/m dB dBuV dB/m dB dB dB cm deg 1 24637.48 38.46 74.00 -35.54 42.42 39.25 26.48 60.15 -9.54 -- -- PEAK	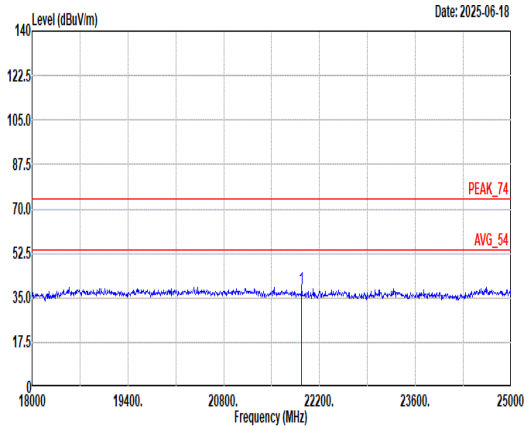 Site : 03CH11-HY Condition: PEAK_74 1m SHF_1223_240624 VERTICAL Freq Level Limit Line Margin Read Level Ant Factor Cable Loss Preamp Factor Aux Factor APos TPos Remark MHz dBuV/m dBuV/m dB dBuV dB/m dB dB dB cm deg 1 21940.88 38.65 74.00 -35.35 45.79 38.20 24.95 60.75 -9.54 -- -- PEAK

Mode	14	
	LF	
	2400-2483.5_Bluetooth-LE_GFSK _CH19_2440MHz	
ANT	1	
Pol.	Horizontal	Vertical
QP/ Peak	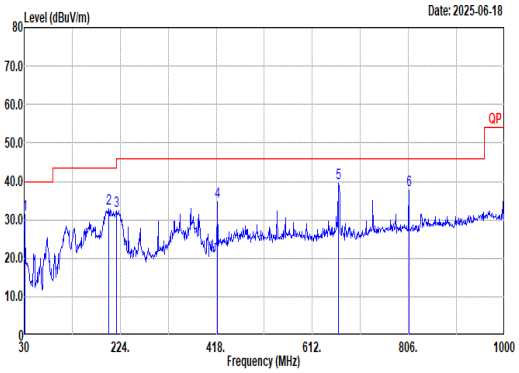 Site : 03CH11-HY Condition: QP 3m BILOG_37059&01_241127 HORIZONTAL Freq Level Limit Line Margin Read Level Ant Factor Cable Loss Preamp Factor Aux Factor APos TPos Remark MHz dBuV/m dBuV/m dB dBuV dB/m dB dB dB cm deg 1 30.97 31.26 40.00 -8.74 38.56 24.21 0.83 32.41 0.07 -- -- Peak 2 200.72 32.83 43.50 -10.67 47.73 15.19 1.98 32.19 0.12 -- -- Peak 3 217.21 32.43 46.00 -13.57 47.29 15.13 2.06 32.19 0.14 -- -- Peak 4 420.91 34.62 46.00 -11.38 41.03 22.74 2.85 32.11 0.11 -- -- Peak 5 665.35 39.67 46.00 -6.33 41.59 26.58 3.58 32.23 0.15 -- -- Peak 6 806.97 37.80 46.00 -8.20 37.35 28.26 3.93 31.90 0.16 -- -- Peak	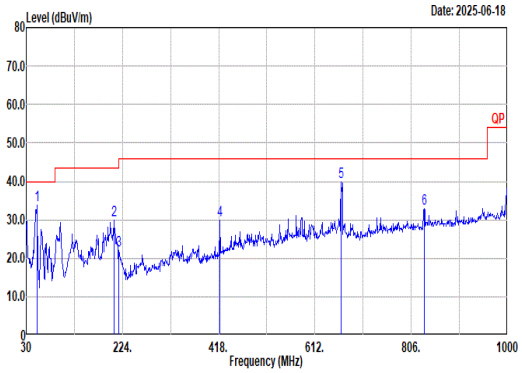 Site : 03CH11-HY Condition: QP 3m BILOG_37059&01_241127 VERTICAL Freq Level Limit Line Margin Read Level Ant Factor Cable Loss Preamp Factor Aux Factor APos TPos Remark MHz dBuV/m dBuV/m dB dBuV dB/m dB dB dB cm deg 1 51.34 33.67 40.00 -6.33 50.78 14.06 1.10 32.34 0.07 -- -- Peak 2 206.54 29.92 43.50 -13.58 44.66 15.31 2.01 32.19 0.13 -- -- Peak 3 216.24 21.98 46.00 -24.02 36.94 15.04 2.05 32.19 0.14 -- -- Peak 4 420.91 29.91 46.00 -16.09 36.32 22.74 2.85 32.11 0.11 -- -- Peak 5 664.38 39.96 46.00 -6.04 41.89 26.58 3.58 32.24 0.15 -- -- Peak 6 832.19 32.99 46.00 -13.01 31.96 28.68 4.01 31.78 0.12 -- -- Peak

Appendix F. Duty Cycle Plots

Antenna	Band	Duty Cycle (%)	T(us)	1/T(kHz)	VBW Setting
1	Bluetooth - LE for 125Kbps	46.40	11600	0.086	100Hz
1	Bluetooth - LE for 500Kbps	50.00	3998	0.250	300Hz
1	Bluetooth - LE for 1Mbps	46.48	930	1.075	1.1kHz
1	Bluetooth - LE for 2Mbps	23.54	471	2.123	2.2kHz

Bluetooth - LE for 125kbps

Bluetooth - LE for 500kbps

Bluetooth - LE for 1Mbps
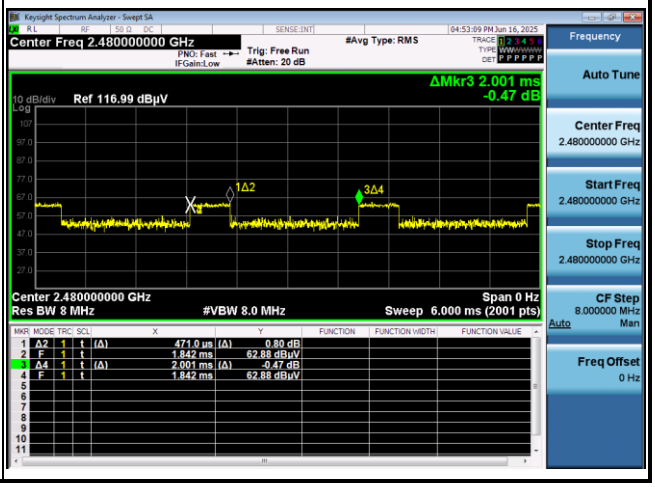
Bluetooth - LE for 2Mbps