VERSATILE
EASILY PERFORMS STUNTS AND WHEELIES

COMPETITIVE
AVAILABLE IN 2 FREQUENCIES FOR TWO PERSON PLAY

WIRELESS
REMOTE CONTROL FOR FULLY FUNCTIONAL RACING ACTION

360° WHEELIES

Car requires 4 "AA" 1.5V alkaline batteries (not included). See bottom panel for additional battery information. Colors and styles may vary.





THE BLACK SERIES™

radio controlled 360° rally car
thunder tumbler®

THE BLACK SERIES™

radio controlled 360° rally car
thunder tumbler®





BOX CONTAINS THE FOLLOWING FREQUENCY:
☐ 27 MHz
☐ 49 MHz

BATTERY OPERATED PLAY VEHICLE
BATTERIES NOT INCLUDED
AGES 6 AND UP

⚠ **WARNING!**
CHOKING HAZARD - Small parts.
Not suitable for children under 3 years.



TWO FREQUENCIES FOR COMPETITIVE RACING

360 DEGREE SPINS AND OTHER STUNTS








radio controlled 360° rally car
thunder tumbler®

stunts, wheelies & LED lights!

THE BLACK SERIES™

radio controlled 360° rally car
thunder tumbler®





360° WHEELIES

radio controlled 360° rally car
thunder tumbler®

OPERATING INSTRUCTIONS

KEEP THIS PACKAGE FOR REFERENCE AS IT CONTAINS IMPORTANT INFORMATION.

Operation requires 4 "AA" 1.5V alkaline batteries (not included) for car and one 9V battery (not included) for remote control.

1. Carefully remove items from package.
2. Locate the battery compartment on the back of car and the back of remote control.
3. Swivel latches on bottom of car to release battery pack and insert batteries.
4. Swivel latches on bottom of car to release battery pack and insert batteries.
5. For optimal use, drive car on hard surfaces such as wood or tile.

REMOTE CONTROL ASSEMBLY

USES ONE 9V BATTERY (NOT INCLUDED)

ON/OFF SWITCH

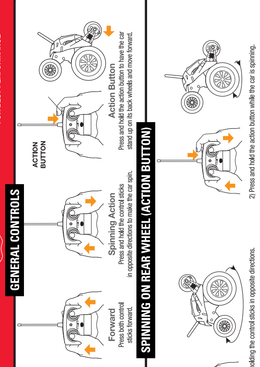
BATTERY DIAGRAM

ON/OFF SWITCH

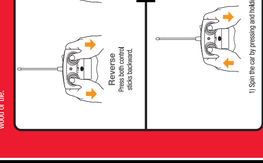
USES 4 "AA" BATTERIES (NOT INCLUDED)

USE ALKALINE BATTERIES FOR BEST PERFORMANCE

GENERAL CONTROLS



SPINNING ON REAR WHEEL (ACTION BUTTON)



1) Spin the car by pressing and holding the control sticks in opposite directions.

2) Press and hold the action button while the car is spinning.

SAFETY PRECAUTIONS

- Do not operate during inclement weather.
- Do not operate near water or on wet surfaces.
- Do not submerge car or controller in water.
- Do not operate car or controller in rain.
- Never operate your car in a crowded area, and do not use people or animals as obstacles.
- Avoid operating your car near furniture, objects or hard surfaces, as this will cause damage to both the objects and the car.
- Keep the car at least 10 feet away from the tires, gears and moving parts of the car.
- Switch the car to "ON".
- Avoid operating the car near sources of heat or under direct sunlight for long periods of time.
- Do not operate your transmitter outside overnight. Dampness is harmful to electronic parts.
- Remove all batteries when not in use to avoid accidental operation.
- Use a soft, dampened cloth to clean the vehicle body. Do not use abrasive cleaners or solvents.

BATTERY WARNING:

- Do not mix old and new batteries.
- Do not mix alkaline, standard (carbon-zinc), or rechargeable (nickel-cadmium) batteries.
- Insert batteries as per the polarity (+ and -) diagram inside the battery compartment.
- Remove exhausted batteries from the toy.
- Remove rechargeable batteries from the toy before they are charged.
- Do not short-circuit the supply terminals.
- Batteries are to be inserted with correct polarity.
- Exhausted batteries are to be removed from the toy.
- Only batteries of the same or equivalent type as recommended are to be used.
- Do not charge non-rechargeable batteries.
- Rechargeable batteries are to be removed from the toy before being charged.
- Rechargeable batteries are only to be charged under adult supervision.
- Do not charge batteries overnight.
- Do not charge batteries in a closed container.
- Do not dispose of batteries in fire.
- Do not dispose of batteries in water.
- Do not dispose of batteries in garbage.
- Batteries are to be disposed of safely.
- Do not short-circuit the battery terminals.
- Do not charge batteries if they are hot.
- Do not charge batteries if they are damaged.
- Do not charge batteries if they are leaking.
- Do not charge batteries if they are corroded.
- Do not charge batteries if they are rusted.
- Do not charge batteries if they are discolored.
- Do not charge batteries if they are deformed.
- Do not charge batteries if they are distorted.
- Do not charge batteries if they are damaged.
- Do not charge batteries if they are leaking.
- Do not charge batteries if they are corroded.
- Do not charge batteries if they are rusted.
- Do not charge batteries if they are discolored.
- Do not charge batteries if they are deformed.
- Do not charge batteries if they are distorted.
- Do not charge batteries if they are damaged.
- Do not charge batteries if they are leaking.
- Do not charge batteries if they are corroded.
- Do not charge batteries if they are rusted.
- Do not charge batteries if they are discolored.
- Do not charge batteries if they are deformed.
- Do not charge batteries if they are distorted.

CAUTION: Changes or modifications not expressly approved by the party responsible for compliance could void the user's authority to operate the equipment.

NOTE: This equipment has been tested and found to comply with the limits for Class B digital devices, pursuant to Part 15 of the FCC Rules. These limits are designed to provide reasonable protection against harmful interference in a residential installation. This equipment generates, uses, and can radiate radio frequency energy and, if not installed and used in accordance with the instructions, may cause harmful interference to radio communications.

However, there is no guarantee that interference will not occur in a particular installation. If this equipment does cause harmful interference to radio or television reception, which can be determined by turning the equipment off and on, the user is encouraged to try to correct the interference by one or more of the following measures:

- Reorient or relocate the receiving antenna.
- Increase the separation between the equipment and receiver.
- Connect the equipment into an outlet on a circuit different from that to which the receiver is connected.
- Consult the dealer or an experienced radio/TV technician for help.

©2015 MicroMotors, LLC. The Black Series, Thunder Tumbler and all associated logos are trademarks of MicroMotors, LLC. All Rights Reserved.
Patent Pending. Made in China.

Chile Power No. 3.201230230861.1

For technical support, please visit www.micromotorcars.com or call 1-800-374-2434

The artwork and design of this packaging are protected by US copyright law and may not be reproduced, distributed, displayed, modified or used without the prior written permission of MicroMotors, LLC. Limited permission is also granted to retailers to display images of this product for the purpose of selling this product.

1641907 (xxxx)

SAMPLE

Made in China