166 South Carter, Genoa City, WI 53128

Company: Cambium Networks
Model Tested: C024045C004A & C024045C008A
Report Numbers: FCC #19014, IC #19016

Test Setup Photos

Item0: PMP450SM 2.4 GHz MIMO/Combo Radio Integrated Model C024045C004A
Item 1: Ground Wire
Item 2: Non-shielded Ethernet cable, 20 meters long

Radiated Emissions – Front - Below 1GHz with Patch Antenna

Test Setup Photos

Radiated Emissions – Back - Below 1GHz with Patch Antenna



Test Setup Photos

Radiated Emissions – Front - Below 1GHz. Model C024045C004A with Dish Antenna

Radiated Emissions – Back - Below 1GHz with Dish Antenna

Item 1: Ground Wire
Item 2: Non-shielded Ethernet cable, 20 meters long

Test Setup Photos

Radiated Emissions – Front - Below 1GHz with Panel Antenna

Radiated Emissions – Back - Below 1GHz with Panel Antenna

Item0:	Connectorized Model C024045C008A
Item 1:	Panel Antenna
Item 2:	Non-shielded Ethernet cable, 20 meters long

Test Setup Photos

Radiated Emissions – 1 to 18GHz. Model C024045C004A with Patch Antenna



Radiated Emissions – 1 to 18GHz. Model C024045C004A with Dish Antenna



Test Setup Photos

Radiated Emissions – 1 to 18GHz. Model C024045C008A with Panel Antenna

Radiated Emissions – above 18GHz. Model C024045C004A with Patch Antenna

Test Setup Photos

Radiated Emissions – above 18GHz. Model C024045C004A with Dish Antenna

Radiated Emissions – above 18GHz. Model C024045C008A with Panel Antenna

Test Setup Photos

Radiated Emissions – Band-Edge - Model C024045C008A in Cabinet



RF Conducted - Model C024045C008A



Test Setup Photos

AC Line Conducted. Model C024045C008A with Panel Antenna

Test Setup Photos

AC Line Conducted with Panel Antenna and computer pinging