Appendix B – Measurement Data

B8.0 Unwanted Emission Levels – RF Conducted

Rule Section: Sections 15.407(b)(1) and 15.407(b)(6)

Test Procedure: FCC KDB 789033 D02 General UNII Test Procedures v01 – *Guidance for Compliance Testing of Unlicensed National Information Infrastructure (U-NII) Devices – Part 15, Subpart E*
Section G(1) – Unwanted emissions in the restricted bands
Section G(2) – Unwanted emissions that fall outside of the restricted bands
Section G(3) – General Requirements for Unwanted Emissions Measurements
Section G(4) – Procedure for Unwanted Emissions Measurements Below 1000 MHz
Section G(5) – Procedure for Unwanted Maximum Emissions Measurements Above 1000 MHz
Section G(6) – Procedure for Unwanted Average Emissions Measurements Above 1000 MHz
Section G(6)(c) – Method AD - Average Detection method

Below 1000 MHz
Detector = quasi-peak
Alternately, peak detector is permitted

Peak measurements above 1000 MHz
RBW = 1 MHz
VBW ≥ 3 MHz
Detector = peak
Sweep time = auto
Trace mode = max hold

Average measurements above 1000 MHz (required for peak emissions that are above the average limits) – Method AD (Average Detection)
RBW = 1 MHz
VBW ≥ 3 MHz
Detector = RMS (span/(# of points in sweep) ≤ RBW/2)
Averaging type = power
Sweep time = auto
Trace mode = trace average 100 sweeps; increased by a factor of (1 / duty cycle)
For a duty cycle less than 98%, add 10 log (1/duty cycle)

EIRP calculation:
Add upper bound on out-of-band antenna gain to measured antenna port conducted emission power. (This is the maximum in-band gain or 2 dBi, whichever is greater)
Add 10 log(N), where N is the number of output, for MIMO operation

Field strength calculation:
Above 1 GHz: E (dBμV/m) = EIRP (dBm) – 20 log (d{meters}) + 104.77
Below 1 GHz: E (dBμV/m) = EIRP (dBm) – 20 log (d{meters}) + 104.77 + 4.7 dB

Limits: Outside restricted bands: Peak EIRP shall not exceed -27 dBm/MHz
Inside restricted bands: Peak and Average limits of FCC Part 15.209

Notes: 5 MHz channel bandwidth measurements were taken with Legacy OFDM 54 Mbit/s modulation at the lowest, middle, and highest channels of operation. 40 MHz channel bandwidth measurements were taken with MCS15 OFDM modulation. The EUT was set to transmit continuously with 100% duty cycle.

Test Date: 05-20-2014
Company: Cambium Networks
EUT: ePMP 5.1 AP UNII
Test: Maximum Unwanted Emission Levels - Conducted
Operator: Craig B / Paul L
Comment: Detector Bandwidth = 120 kHz
Detector = Peak
Low Channel Transmit = 5.160 GHz 5 MHz BW
Output Power Setting: 18
Channel 0
Frequency Range 30 MHz - 88 MHz

Per 789033 D02 General UNII Test Procedures DR02-41759, section II.G.2.(c): "an out-of-band emission that complies with both the average and peak limits of 15.209 is not required to satisfy the -27 dBm/MHz or -17 dBm/MHz maximum emission limit."

15.209 Limit 30-88 MHz: 40 dBµV/m @ 3 meters
RF conducted limit: 40 dBµV/m -95.2 (3 meters) – 4.7 (ground plane) – 3dB (MIMO) – 2 dBi antenna gain = -64.9 dBm Quasi-Peak

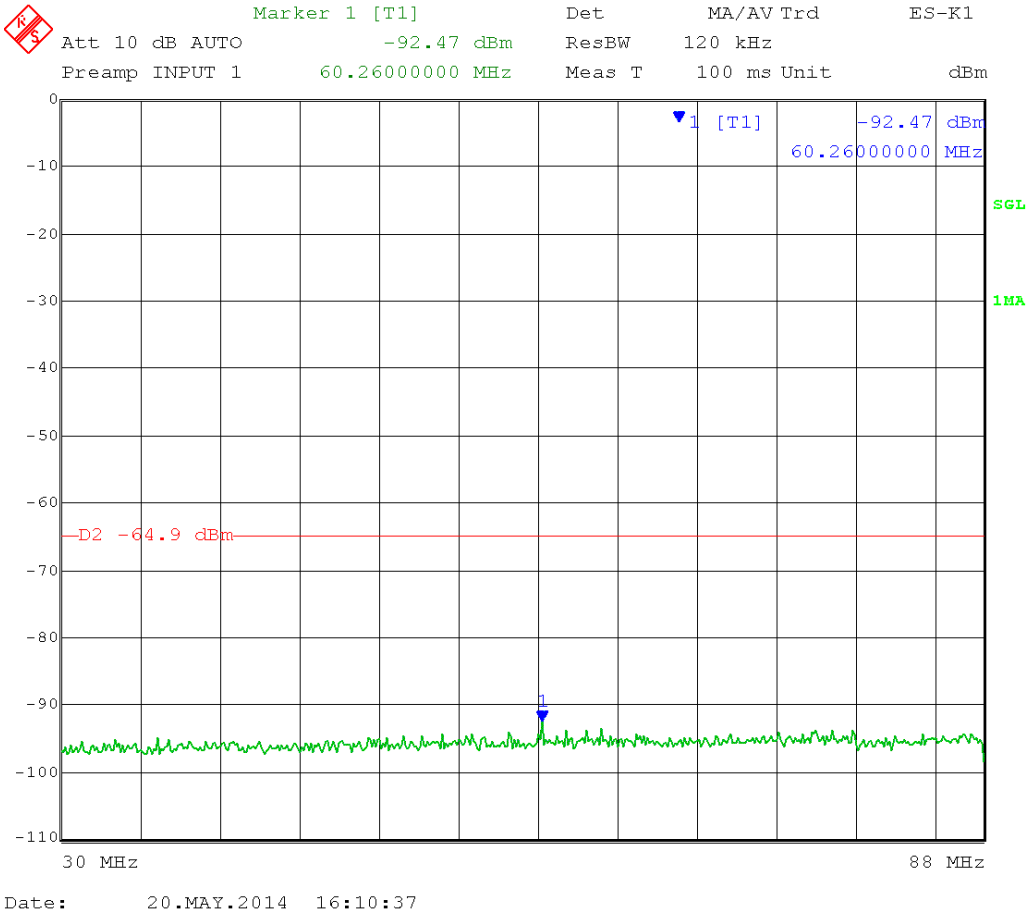

Date: 20.MAY.2014 16:10:37

Test Date: 05-20-2014
Company: Cambium Networks
EUT: ePMP 5.1 AP UNII
Test: Maximum Unwanted Emission Levels - Conducted
Operator: Craig B / Paul L
Comment: Detector Bandwidth = 120 kHz
Detector = Peak
Low Channel Transmit = 5.160 GHz 5 MHz BW
Output Power Setting: 18
Channel 0
Frequency Range: 88 MHz – 216 MHz

Per 789033 D02 General UNII Test Procedures DR02-41759, section II.G.2.(c): "an out-of-band emission that complies with both the average and peak limits of 15.209 is not required to satisfy the -27 dBm/MHz or -17 dBm/MHz maximum emission limit."

15.209 Limit 88-216 MHz: 43.5 dBµV/m @ 3 meters
RF conducted limit: 43.5 dBµV/m -95.2 (3 meters) – 4.7 (ground plane) – 3dB (MIMO) – 2 dBi antenna gain = -61.4 dBm Quasi-Peak

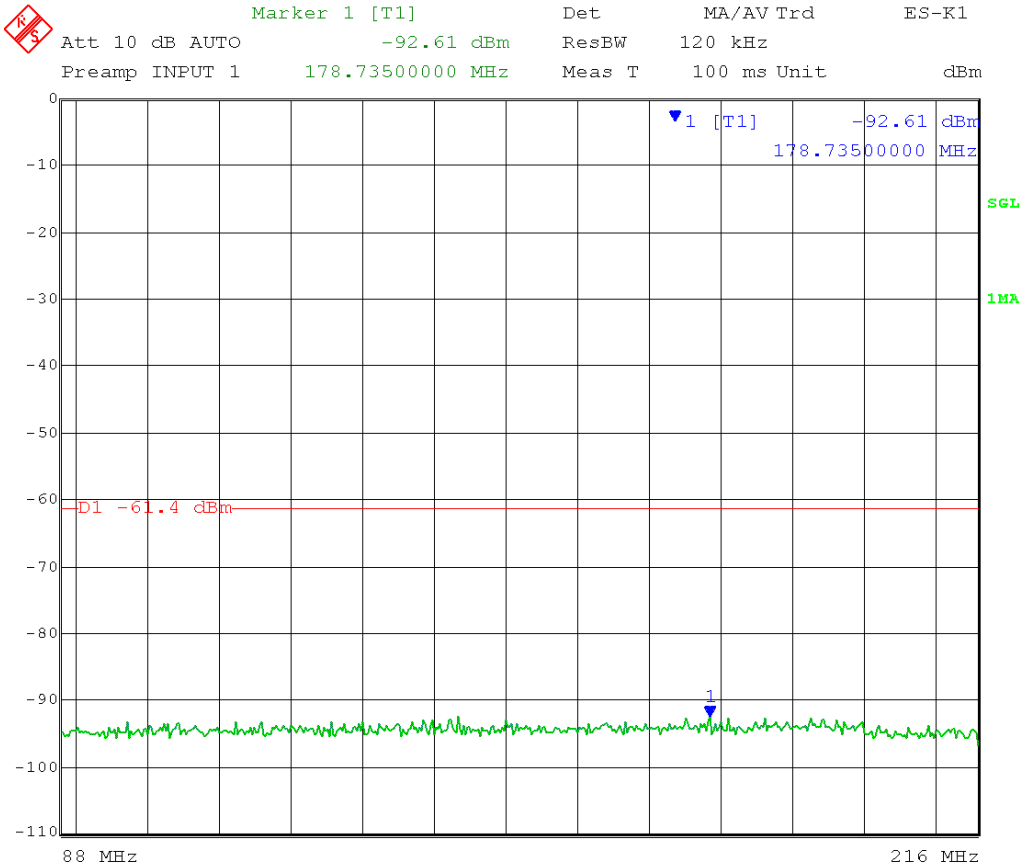

Date: 20.MAY.2014 11:15:45

Test Date: 05-20-2014
Company: Cambium Networks
EUT: ePMP 5.1 AP UNII
Test: Maximum Unwanted Emission Levels - Conducted
Operator: Craig B / Paul L
Comment: Detector Bandwidth = 120 kHz
Detector = Peak
Low Channel Transmit = 5.160 GHz 5 MHz BW
Output Power Setting: 18
Channel 0
Frequency Range: 216 MHz – 960 MHz

Per 789033 D02 General UNII Test Procedures DR02-41759, section II.G.2.(c): "an out-of-band emission that complies with both the average and peak limits of 15.209 is not required to satisfy the -27 dBm/MHz or -17 dBm/MHz maximum emission limit."

15.209 Limit 216-960 MHz: 46 dBµV/m @ 3 meters
RF conducted limit: 46 dBµV/m -95.2 (3 meters) – 4.7 (ground plane) – 3dB (MIMO) – 2 dBi antenna gain = -58.9 dBm Quasi-Peak

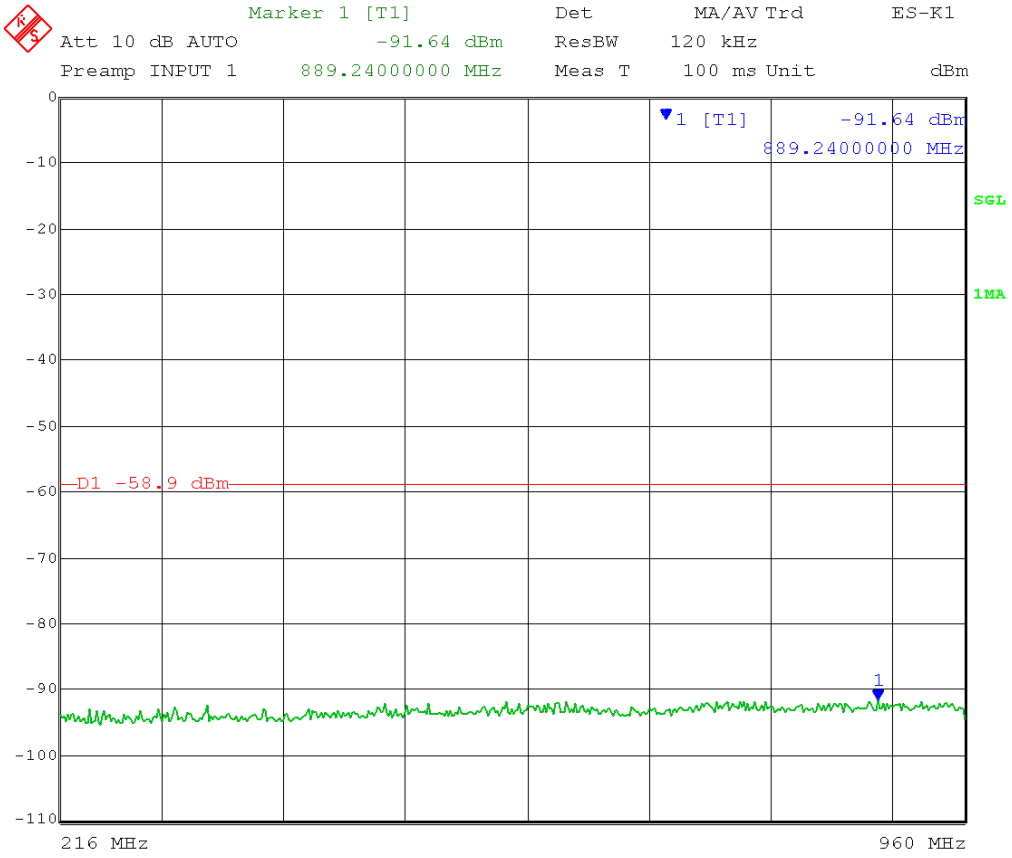

Date: 20.MAY.2014 11:20:00

Test Date: 05-20-2014
Company: Cambium Networks
EUT: ePMP 5.1 AP UNII
Test: Maximum Unwanted Emission Levels - Conducted
Operator: Craig B / Paul L
Comment: Detector Bandwidth = 120 kHz
Detector = Peak
Low Channel Transmit = 5.160 GHz 5 MHz BW
Output Power Setting: 18
Channel 0
Frequency Range: 960 MHz – 1000 MHz

Per 789033 D02 General UNII Test Procedures DR02-41759, section II.G.2.(c): "an out-of-band emission that complies with both the average and peak limits of 15.209 is not required to satisfy the -27 dBm/MHz or -17 dBm/MHz maximum emission limit."

15.209 Limit 960-1000 MHz: 54 dBµV/m @ 3 meters
RF conducted limit: 54 dBµV/m -95.2 (3 meters) – 4.7 (ground plane) – 3dB (MIMO) – 2 dBi antenna gain = -50.9 dBm Quasi-Peak

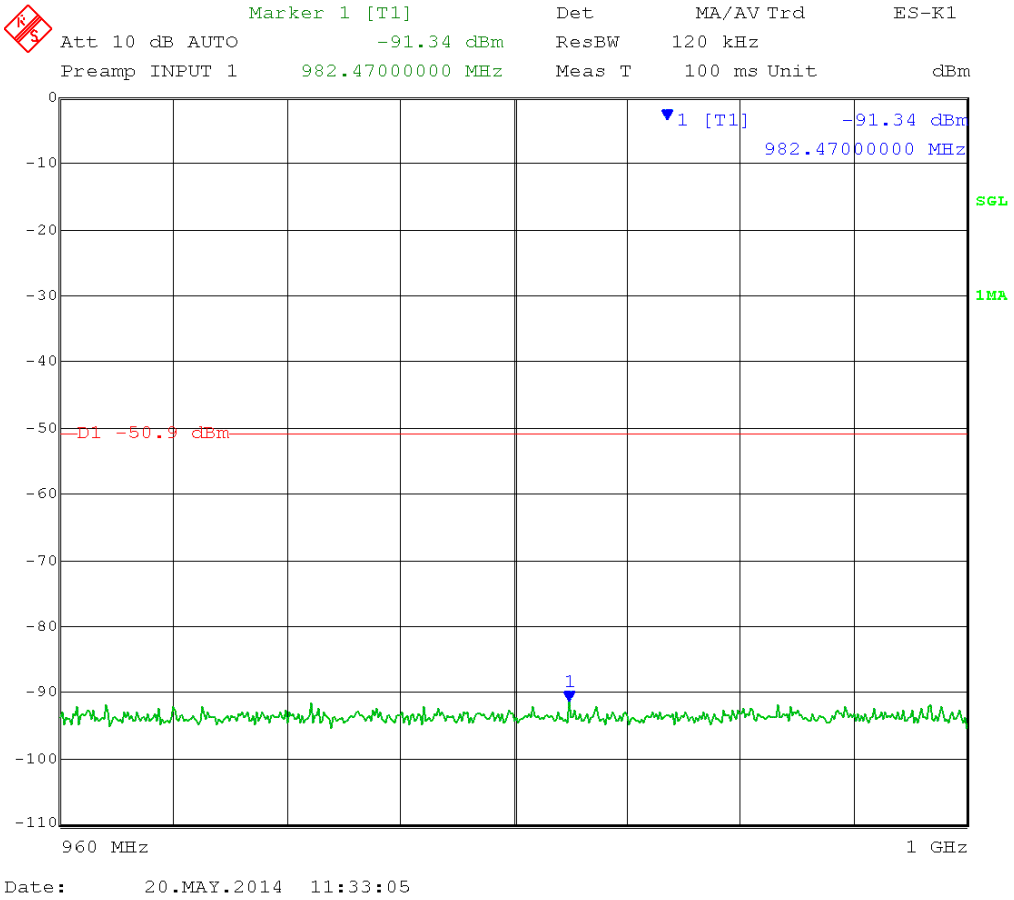

Date: 20.MAY.2014 11:33:05

Test Date: 05-28-2014
Company: Cambium Networks
EUT: ePMP 5.1 AP UNII
Test: Maximum Unwanted Emission Levels - Conducted
Operator: Craig B / Paul L
Comment: Detector Bandwidth = 1 MHz
Detector = RMS
Low Channel Transmit = 5.160 GHz 5 MHz BW
Output Power Setting: 18
Channel 0
Frequency Range: 1 – 4.5 GHz

Per 789033 D02 General UNII Test Procedures DR02-41759, section II.G.2.(c): "an out-of-band emission that complies with both the average and peak limits of 15.209 is not required to satisfy the -27 dBm/MHz or -17 dBm/MHz maximum emission limit."

15.209 Average limit: 54 dBµV/m @ 3 meters
RF conducted limit: 54 dBµV/m -95.2 (3 meters) – 3 dB (MIMO) – 2 dBi antenna gain = -46.2 dBm Average

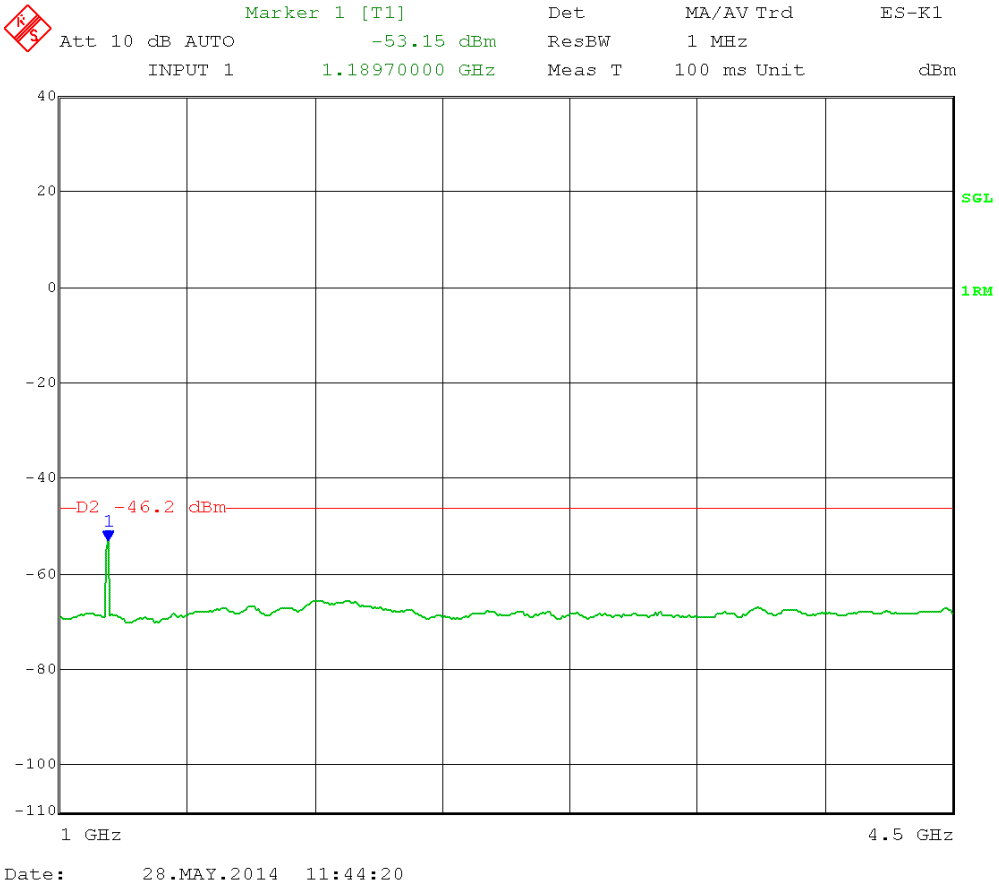

Test Date: 05-20-2014
Company: Cambium Networks
EUT: ePMP 5.1 AP UNII
Test: Maximum Unwanted Emission Levels - Conducted
Operator: Craig B / Paul L
Comment: Detector Bandwidth = 1 MHz
Detector = Peak
Low Channel Transmit = 5.160 GHz 5 MHz BW
Output Power Setting: 18
Channel 0
Frequency Range: 1 – 4.5 GHz

Per 789033 D02 General UNII Test Procedures DR02-41759, section II.G.2.(c): "an out-of-band emission that complies with both the average and peak limits of 15.209 is not required to satisfy the -27 dBm/MHz or -17 dBm/MHz maximum emission limit."

15.209 Peak limit: 74 dBµV/m @ 3 meters
RF conducted limit: 74 dBµV/m -95.2 (3 meters) – 3 dB (MIMO) – 2 dBi antenna gain = -26.2 dBm Peak

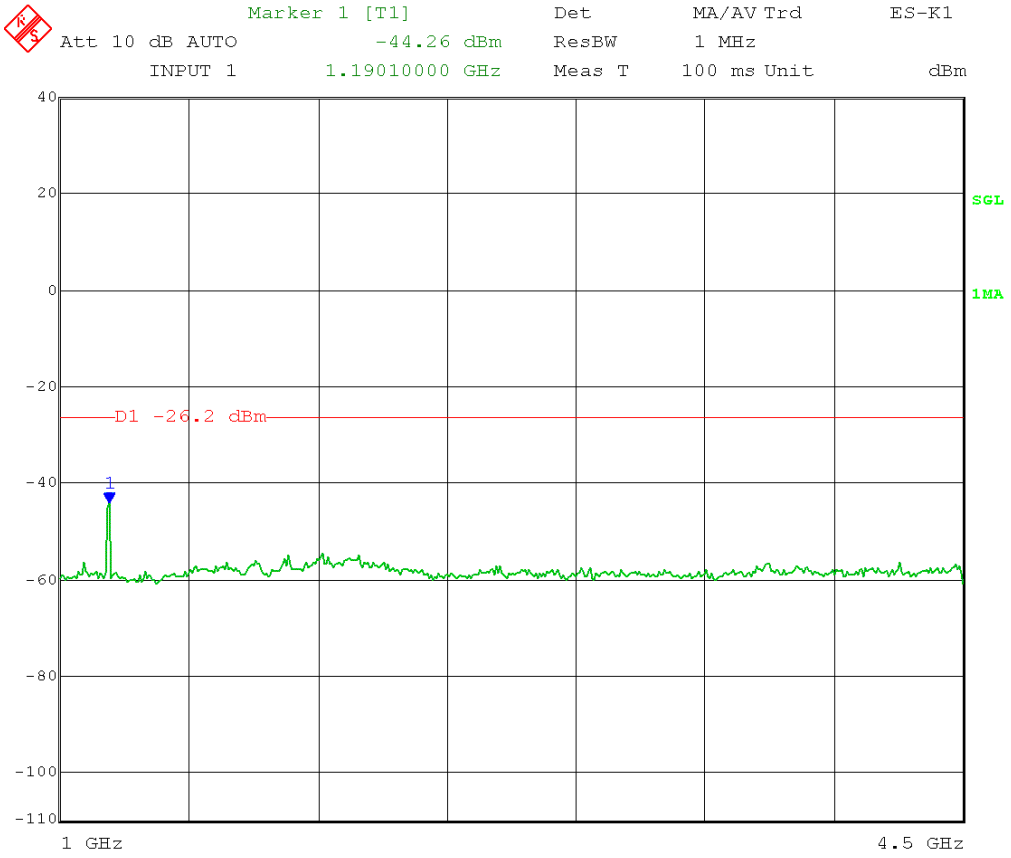

Date: 28.MAY.2014 11:45:19

Test Date: 05-20-2014
Company: Cambium Networks
EUT: ePMP 5.1 AP UNII
Test: Maximum Unwanted Emission Levels - Conducted
Operator: Craig B / Paul L
Comment: Detector Bandwidth = 1 MHz
Detector = RMS
Low Channel Transmit = 5.160 GHz 5 MHz BW
Output Power Setting: 18
Channel 0
Frequency Range: 5.46 – 7 GHz

Per 789033 D02 General UNII Test Procedures DR02-41759, section II.G.2.(c): "an out-of-band emission that complies with both the average and peak limits of 15.209 is not required to satisfy the -27 dBm/MHz or -17 dBm/MHz maximum emission limit."

15.209 Average limit: 54 dBµV/m @ 3 meters
RF conducted limit: 54 dBµV/m -95.2 (3 meters) – 3 dB (MIMO) – 2 dBi antenna gain = -46.2 dBm Average

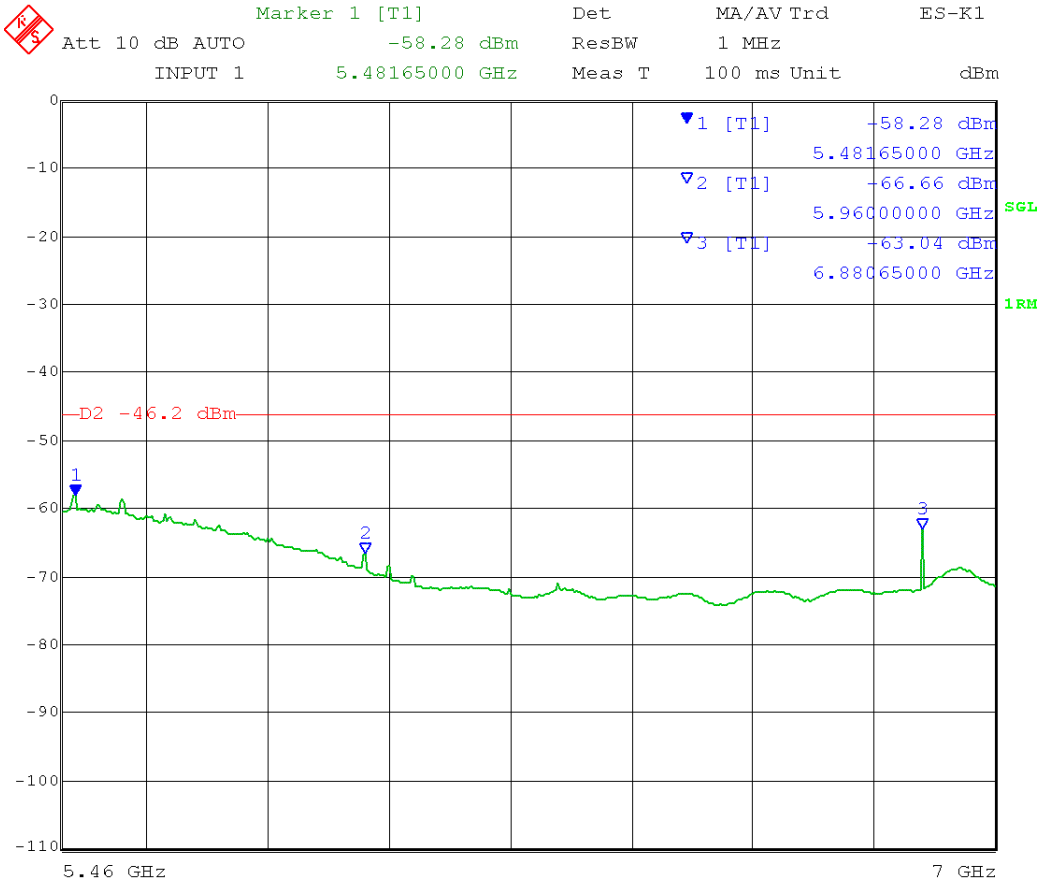

Date: 20.MAY.2014 14:45:01

Test Date: 05-20-2014
Company: Cambium Networks
EUT: ePMP 5.1 AP UNII
Test: Maximum Unwanted Emission Levels - Conducted
Operator: Craig B / Paul L
Comment: Detector Bandwidth = 1 MHz
Detector = Peak
Low Channel Transmit = 5.160 GHz 5 MHz BW
Output Power Setting: 18
Channel 0
Frequency Range: 5.46 – 7 GHz

Per 789033 D02 General UNII Test Procedures DR02-41759, section II.G.2.(c): "an out-of-band emission that complies with both the average and peak limits of 15.209 is not required to satisfy the -27 dBm/MHz or -17 dBm/MHz maximum emission limit."

15.209 Peak limit: 74 dBµV/m @ 3 meters
RF conducted limit: 74 dBµV/m -95.2 (3 meters) – 3 dB (MIMO) – 2 dBi antenna gain = -26.2 dBm Peak

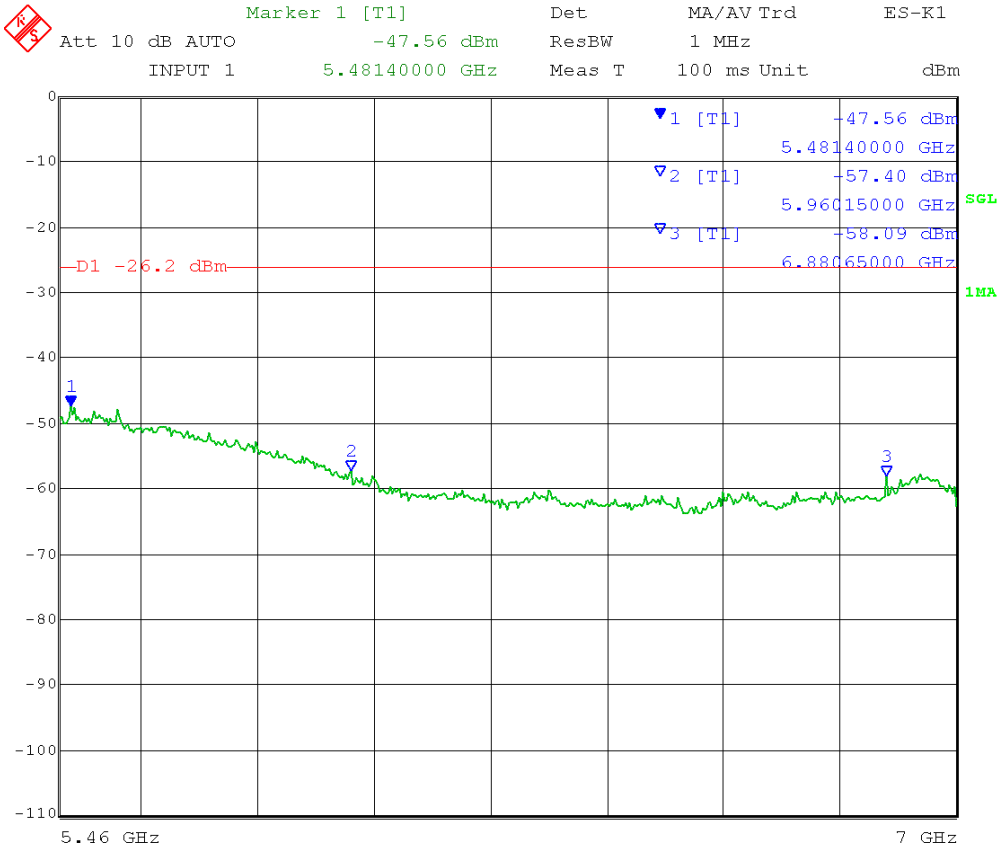

Date: 20.MAY.2014 14:43:43

Test Date: 05-20-2014
Company: Cambium Networks
EUT: ePMP 5.1 AP UNII
Test: Maximum Unwanted Emission Levels - Conducted
Operator: Craig B / Paul L
Comment: Detector Bandwidth = 1 MHz
Detector = RMS
Low Channel Transmit = 5.160 GHz 5 MHz BW
Output Power Setting: 18
Channel 0
Frequency Range: 7 – 18 GHz

Per 789033 D02 General UNII Test Procedures DR02-41759, section II.G.2.(c): "an out-of-band emission that complies with both the average and peak limits of 15.209 is not required to satisfy the -27 dBm/MHz or -17 dBm/MHz maximum emission limit."

15.209 Average limit: 54 dBµV/m @ 3 meters
RF conducted limit: 54 dBµV/m -95.2 (3 meters) – 3 dB (MIMO) – 2 dBi antenna gain = -46.2 dBm Average

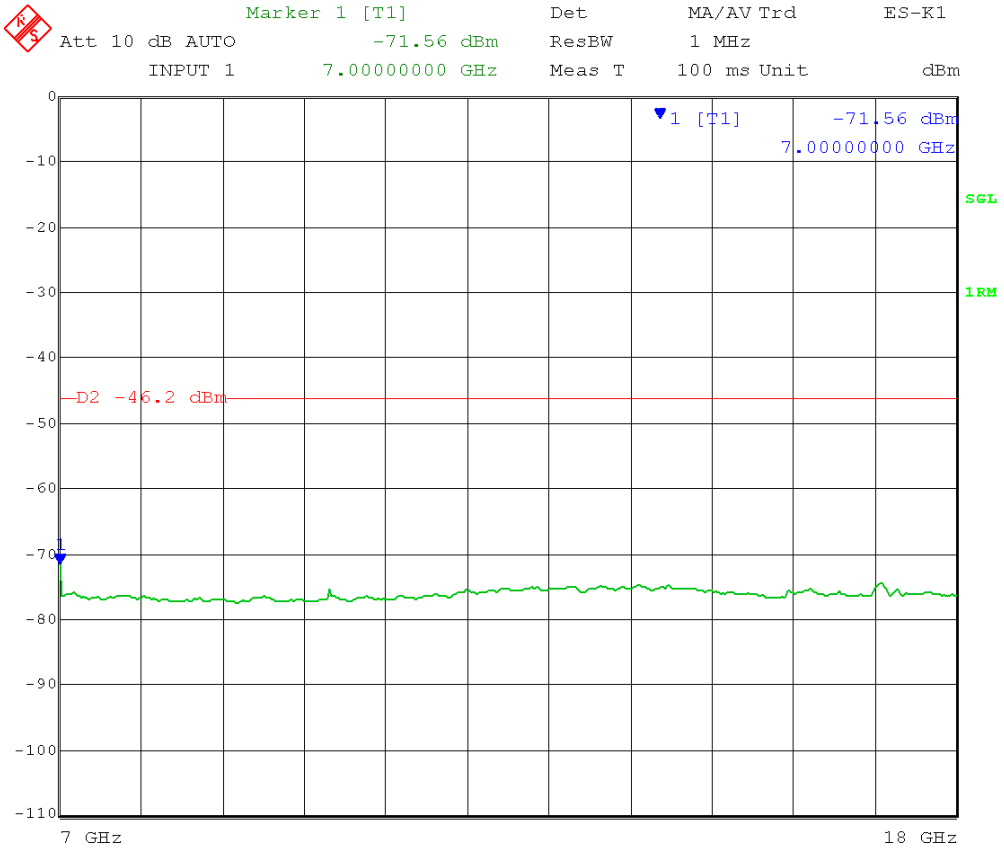

Date: 20.MAY.2014 14:53:04

Test Date: 05-20-2014
Company: Cambium Networks
EUT: ePMP 5.1 AP UNII
Test: Maximum Unwanted Emission Levels - Conducted
Operator: Craig B / Paul L
Comment: Detector Bandwidth = 1 MHz
Detector = Peak
Low Channel Transmit = 5.160 GHz 5 MHz BW
Output Power Setting: 18
Channel 0
Frequency Range: 7 – 18 GHz

Per 789033 D02 General UNII Test Procedures DR02-41759, section II.G.2.(c): "an out-of-band emission that complies with both the average and peak limits of 15.209 is not required to satisfy the -27 dBm/MHz or -17 dBm/MHz maximum emission limit."

15.209 Peak limit: 74 dBµV/m @ 3 meters
RF conducted limit: 74 dBµV/m -95.2 (3 meters) – 3 dB (MIMO) – 2 dBi antenna gain = -26.2 dBm Peak

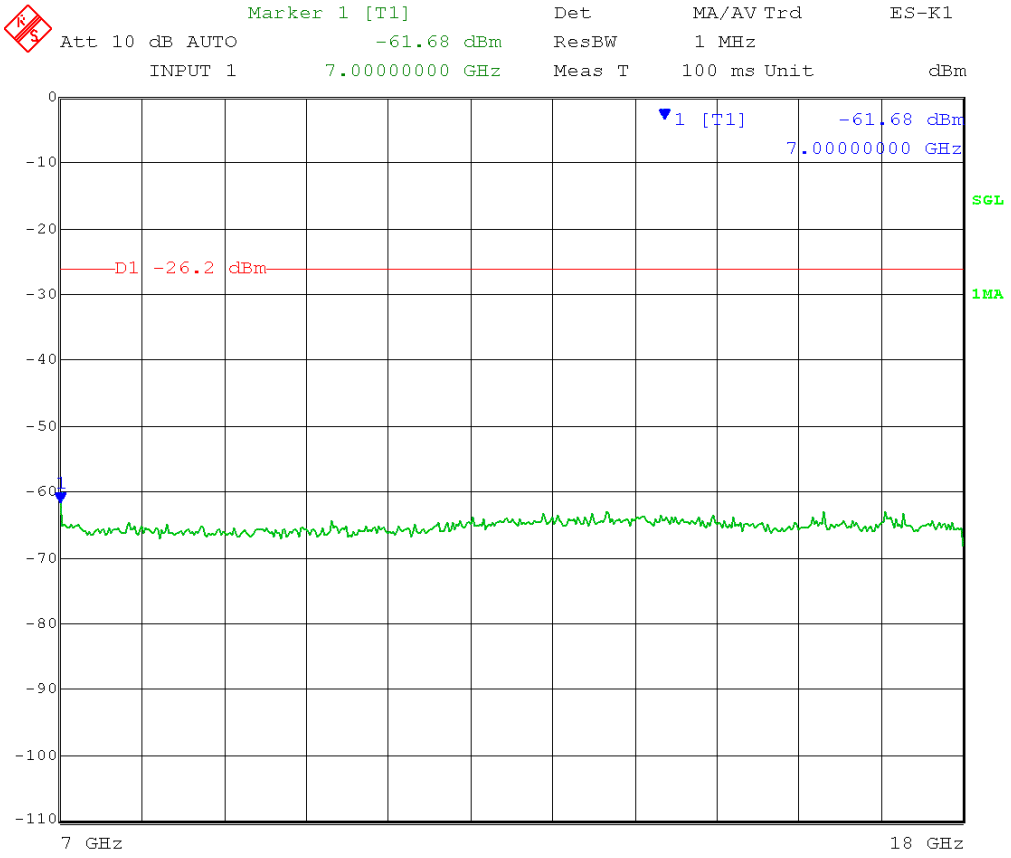

Date: 20.MAY.2014 15:03:40

Test Date: 05-20-2014
Company: Cambium Networks
EUT: ePMP 5.1 AP UNII
Test: Maximum Unwanted Emission Levels - Conducted
Operator: Craig B / Paul L
Comment: Detector Bandwidth = 1 MHz
Detector = RMS
Low Channel Transmit = 5.160 GHz 5 MHz BW
Output Power Setting: 18
Channel 0
Frequency Range: 18 – 26.5 GHz

Per 789033 D02 General UNII Test Procedures DR02-41759, section II.G.2.(c): "an out-of-band emission that complies with both the average and peak limits of 15.209 is not required to satisfy the -27 dBm/MHz or -17 dBm/MHz maximum emission limit."

15.209 Average limit: 54 dBµV/m @ 3 meters
RF conducted limit: 54 dBµV/m -95.2 (3 meters) – 3 dB (MIMO) – 2 dBi antenna gain = -46.2 dBm Average

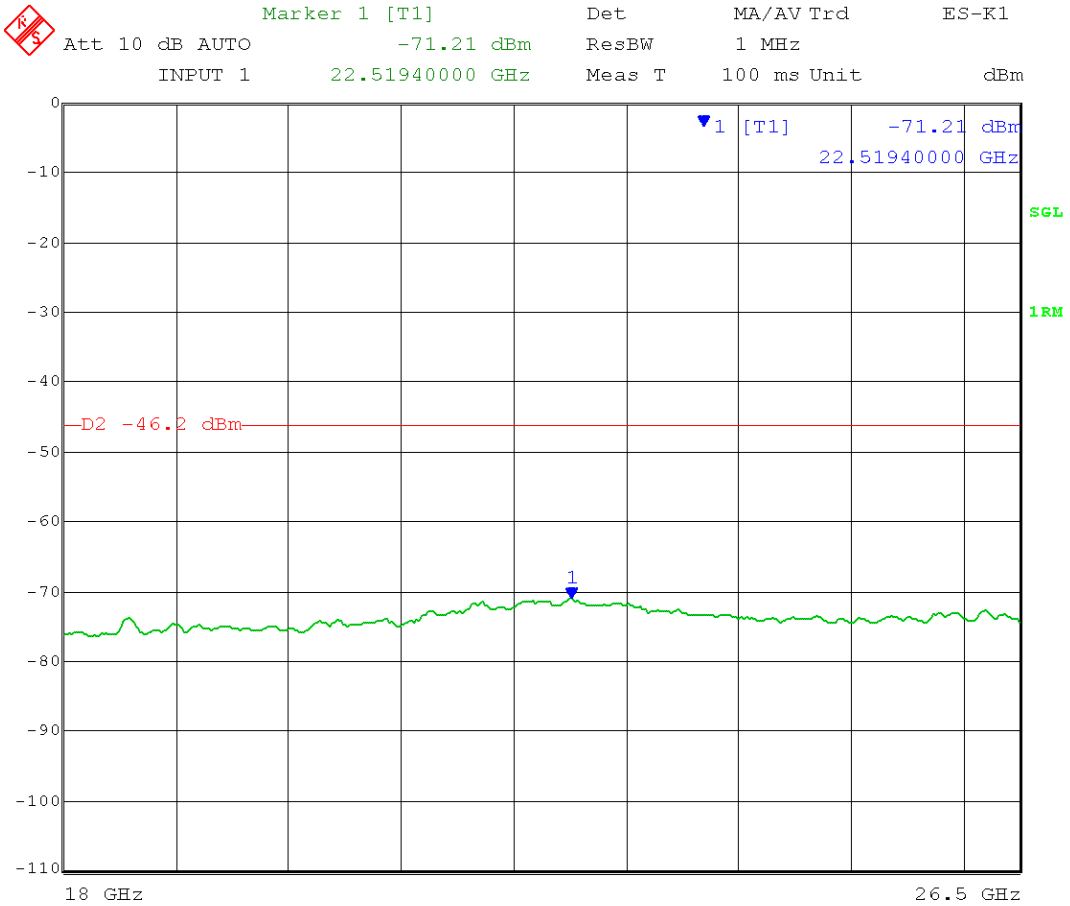

Date: 20.MAY.2014 15:43:14

Test Date: 05-20-2014
Company: Cambium Networks
EUT: ePMP 5.1 AP UNII
Test: Maximum Unwanted Emission Levels - Conducted
Operator: Craig B / Paul L
Comment: Detector Bandwidth = 1 MHz
Detector = Peak
Low Channel Transmit = 5.160 GHz 5 MHz BW
Output Power Setting: 18
Channel 0
Frequency Range: 18 – 26.5 GHz

Per 789033 D02 General UNII Test Procedures DR02-41759, section II.G.2.(c): "an out-of-band emission that complies with both the average and peak limits of 15.209 is not required to satisfy the -27 dBm/MHz or -17 dBm/MHz maximum emission limit."

15.209 Peak limit: 74 dBµV/m @ 3 meters
RF conducted limit: 74 dBµV/m -95.2 (3 meters) – 3 dB (MIMO) – 2 dBi antenna gain = -26.2 dBm Peak

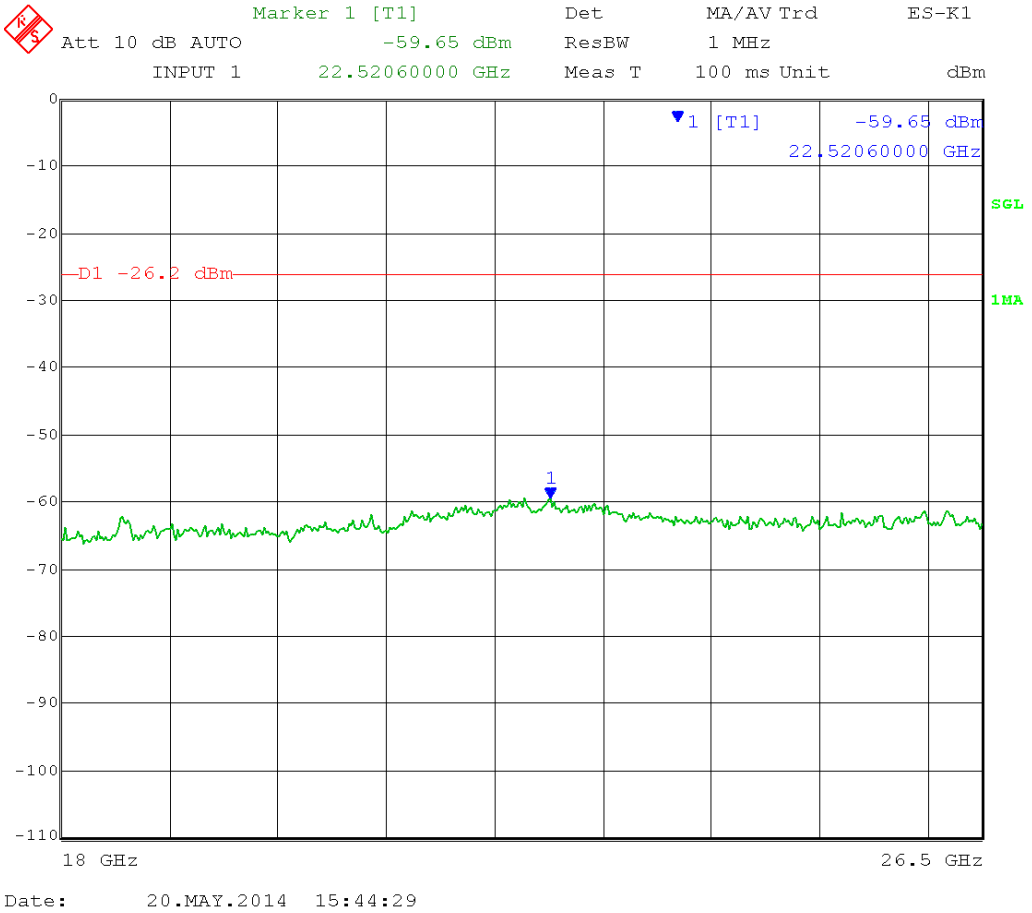

Test Date: 05-20-2014
Company: Cambium Networks
EUT: ePMP 5.1 AP UNII
Test: Maximum Unwanted Emission Levels - Conducted
Operator: Craig B / Paul L
Comment: Detector Bandwidth = 1 MHz
Detector = RMS
Low Channel Transmit = 5.160 GHz 5 MHz BW
Output Power Setting: 18
Channel 0
Frequency Range: 26.5 – 40 GHz

Per 789033 D02 General UNII Test Procedures DR02-41759, section II.G.2.(c): "an out-of-band emission that complies with both the average and peak limits of 15.209 is not required to satisfy the -27 dBm/MHz or -17 dBm/MHz maximum emission limit."

15.209 Average limit: 54 dBµV/m @ 3 meters
RF conducted limit: 54 dBµV/m -95.2 (3 meters) – 3 dB (MIMO) – 2 dBi antenna gain = -46.2 dBm Average

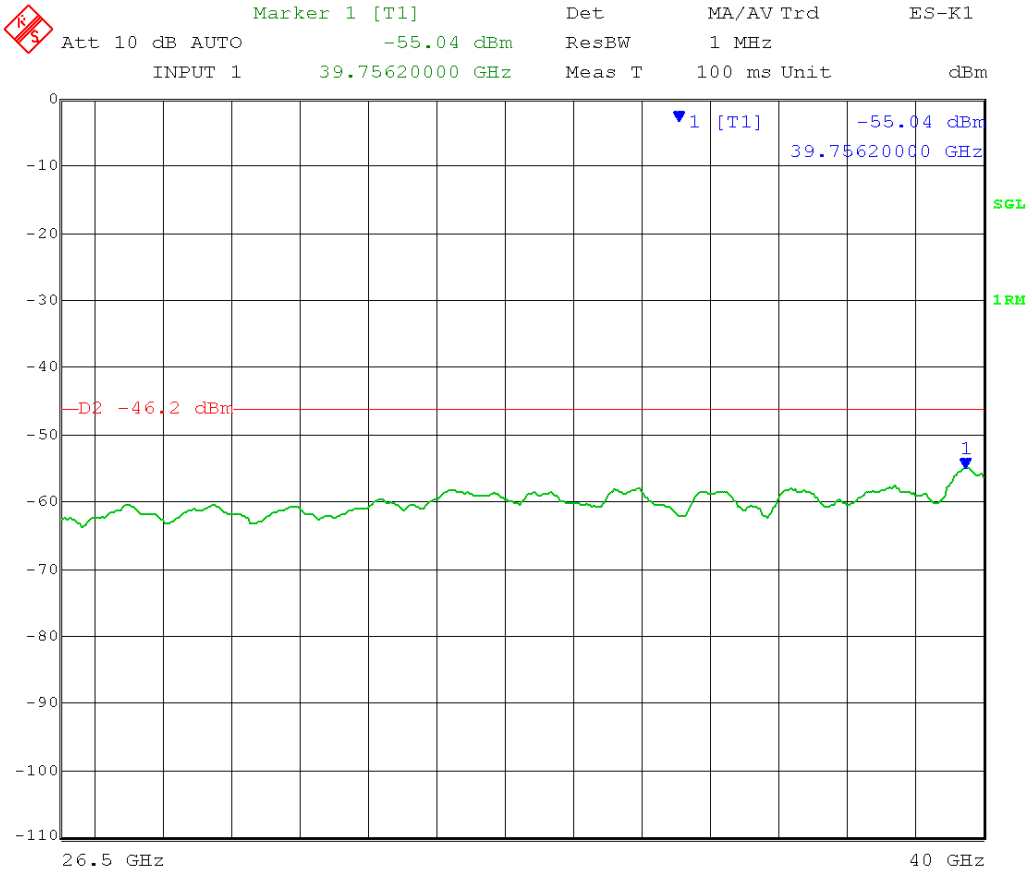

Date: 20.MAY.2014 15:52:59

Test Date: 05-20-2014
Company: Cambium Networks
EUT: ePMP 5.1 AP UNII
Test: Maximum Unwanted Emission Levels - Conducted
Operator: Craig B / Paul L
Comment: Detector Bandwidth = 1 MHz
Detector = Peak
Low Channel Transmit = 5.160 GHz 5 MHz BW
Output Power Setting: 18
Channel 0
Frequency Range: 26.5 – 40 GHz

Per 789033 D02 General UNII Test Procedures DR02-41759, section II.G.2.(c): "an out-of-band emission that complies with both the average and peak limits of 15.209 is not required to satisfy the -27 dBm/MHz or -17 dBm/MHz maximum emission limit."

15.209 Peak limit: 74 dBµV/m @ 3 meters
RF conducted limit: 74 dBµV/m -95.2 (3 meters) – 3 dB (MIMO) – 2 dBi antenna gain = -26.2 dBm Peak

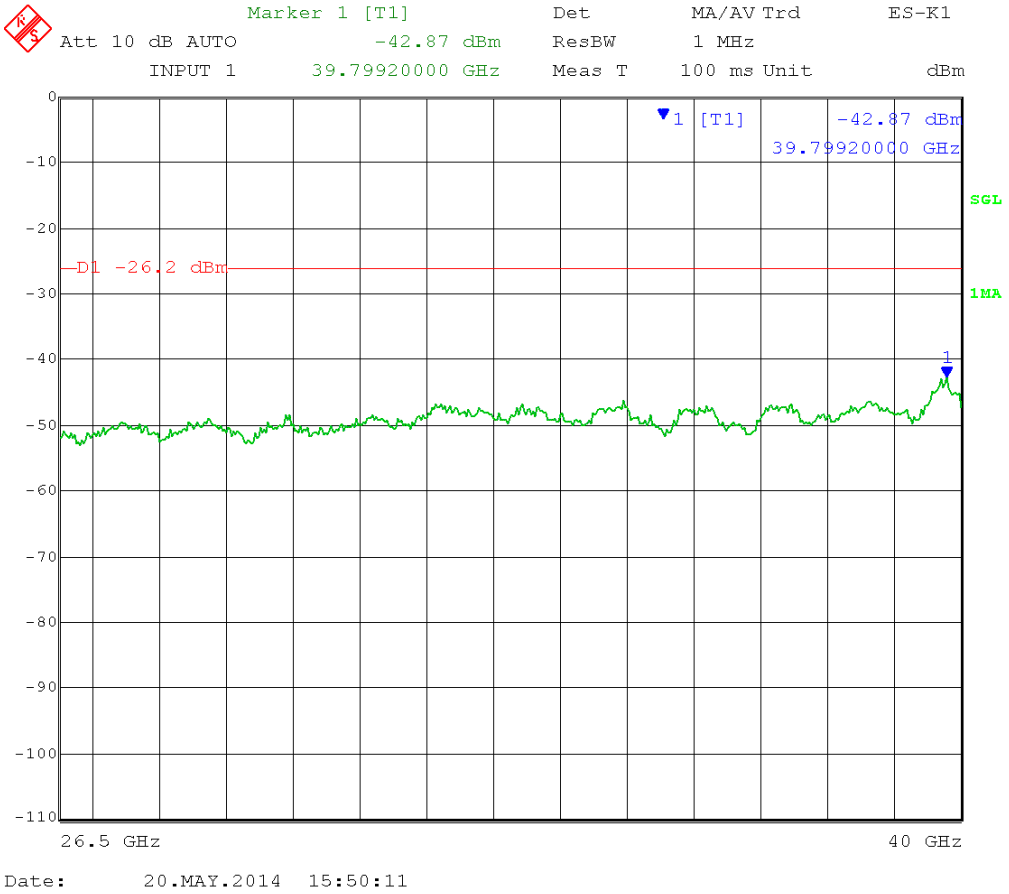

Test Date: 05-20-2014
Company: Cambium Networks
EUT: ePMP 5.1 AP UNII
Test: Maximum Unwanted Emission Levels - Conducted
Operator: Craig B / Paul L
Comment: Detector Bandwidth = 120 kHz
Detector = Peak
Mid Channel Transmit = 5.200 GHz 5 MHz BW
Output Power Setting: 18
Channel 0
Frequency Range 30 MHz - 88 MHz

Per 789033 D02 General UNII Test Procedures DR02-41759, section II.G.2.(c): "an out-of-band emission that complies with both the average and peak limits of 15.209 is not required to satisfy the -27 dBm/MHz or -17 dBm/MHz maximum emission limit."

15.209 Limit 30-88 MHz: 40 dBµV/m @ 3 meters
RF conducted limit: 40 dBµV/m -95.2 (3 meters) – 4.7 (ground plane) – 3dB (MIMO) – 2 dBi antenna gain = -64.9 dBm Quasi-Peak

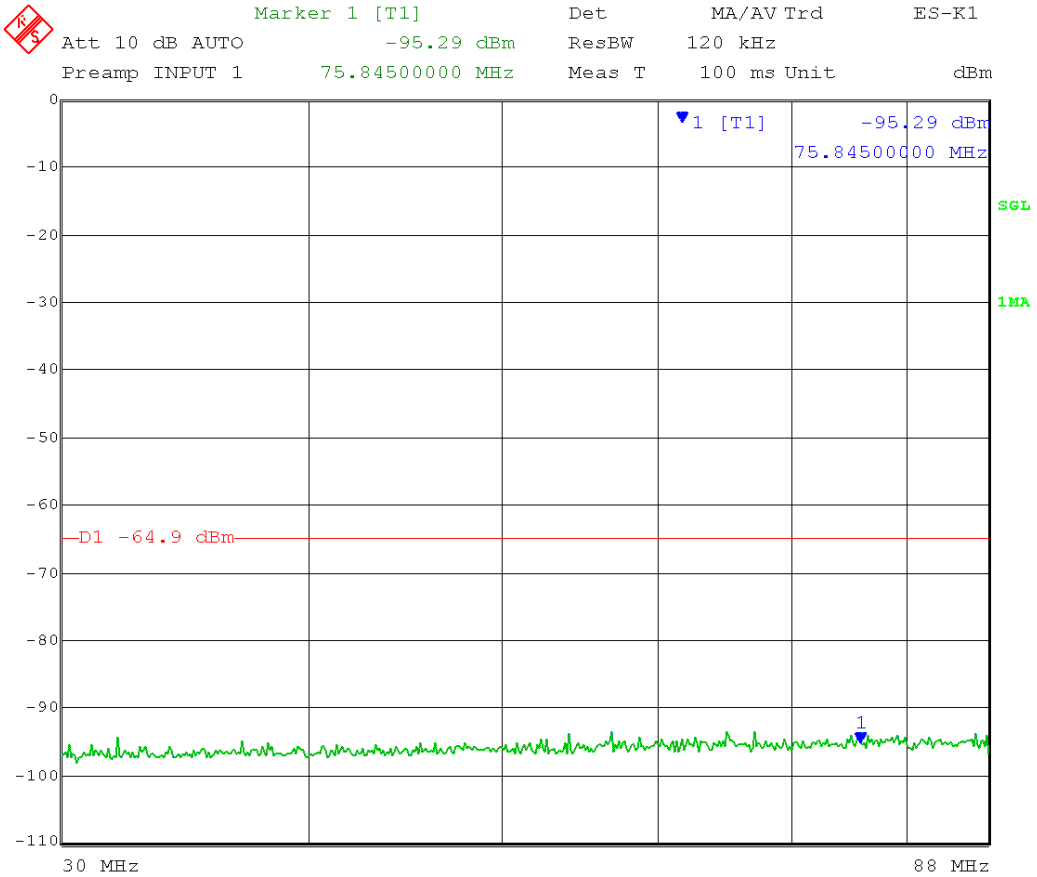

Date: 20.MAY.2014 10:57:37

Test Date: 05-20-2014
Company: Cambium Networks
EUT: ePMP 5.1 AP UNII
Test: Maximum Unwanted Emission Levels - Conducted
Operator: Craig B / Paul L
Comment: Detector Bandwidth = 120 kHz
Detector = Peak
Mid Channel Transmit = 5.200 GHz 5 MHz BW
Output Power Setting: 18
Channel 0
Frequency Range: 88 MHz – 216 MHz

Per 789033 D02 General UNII Test Procedures DR02-41759, section II.G.2.(c): "an out-of-band emission that complies with both the average and peak limits of 15.209 is not required to satisfy the -27 dBm/MHz or -17 dBm/MHz maximum emission limit."

15.209 Limit 88-216 MHz: 43.5 dBµV/m @ 3 meters
RF conducted limit: 43.5 dBµV/m -95.2 (3 meters) – 4.7 (ground plane) – 3dB (MIMO) – 2 dBi antenna gain = -61.4 dBm Quasi-Peak

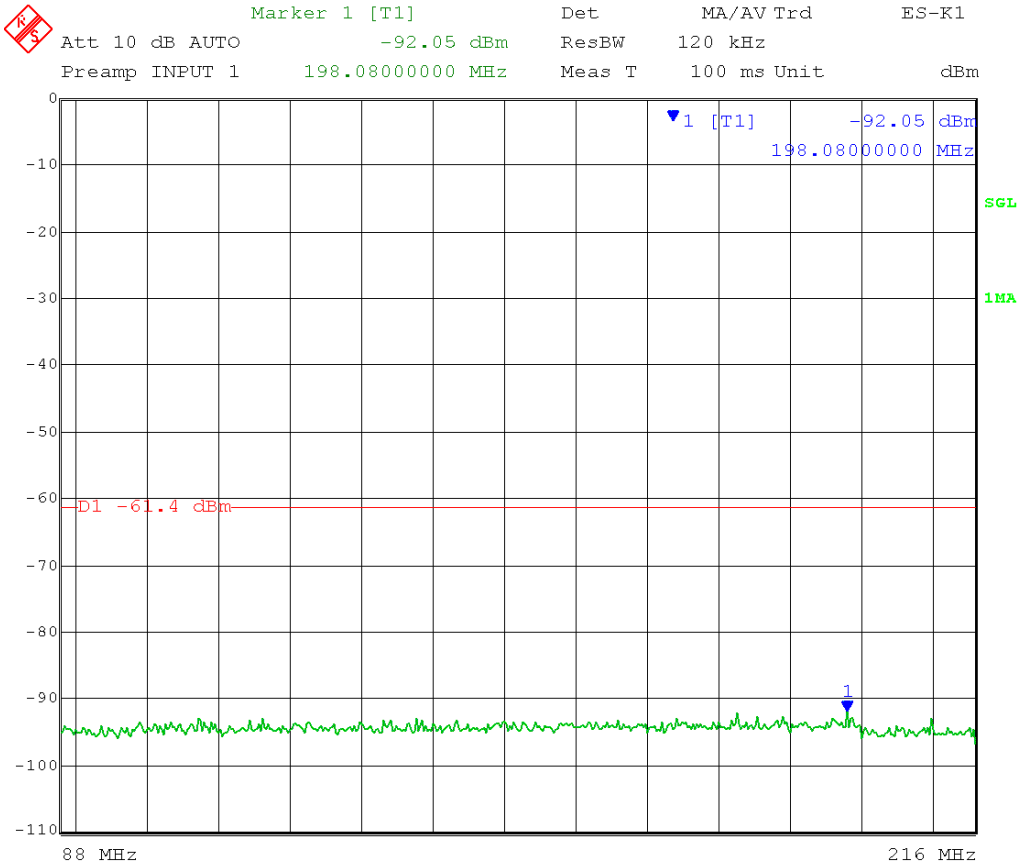

Date: 20.MAY.2014 11:13:34

Test Date: 05-20-2014
Company: Cambium Networks
EUT: ePMP 5.1 AP UNII
Test: Maximum Unwanted Emission Levels - Conducted
Operator: Craig B / Paul L
Comment: Detector Bandwidth = 120 kHz
Detector = Peak
Mid Channel Transmit = 5.200 GHz 5 MHz BW
Output Power Setting: 18
Channel 0
Frequency Range: 216 MHz – 960 MHz

Per 789033 D02 General UNII Test Procedures DR02-41759, section II.G.2.(c): "an out-of-band emission that complies with both the average and peak limits of 15.209 is not required to satisfy the -27 dBm/MHz or -17 dBm/MHz maximum emission limit."

15.209 Limit 216-960 MHz: 46 dBµV/m @ 3 meters
RF conducted limit: 46 dBµV/m -95.2 (3 meters) – 4.7 (ground plane) – 3dB (MIMO) – 2 dBi antenna gain = -58.9 dBm Quasi-Peak

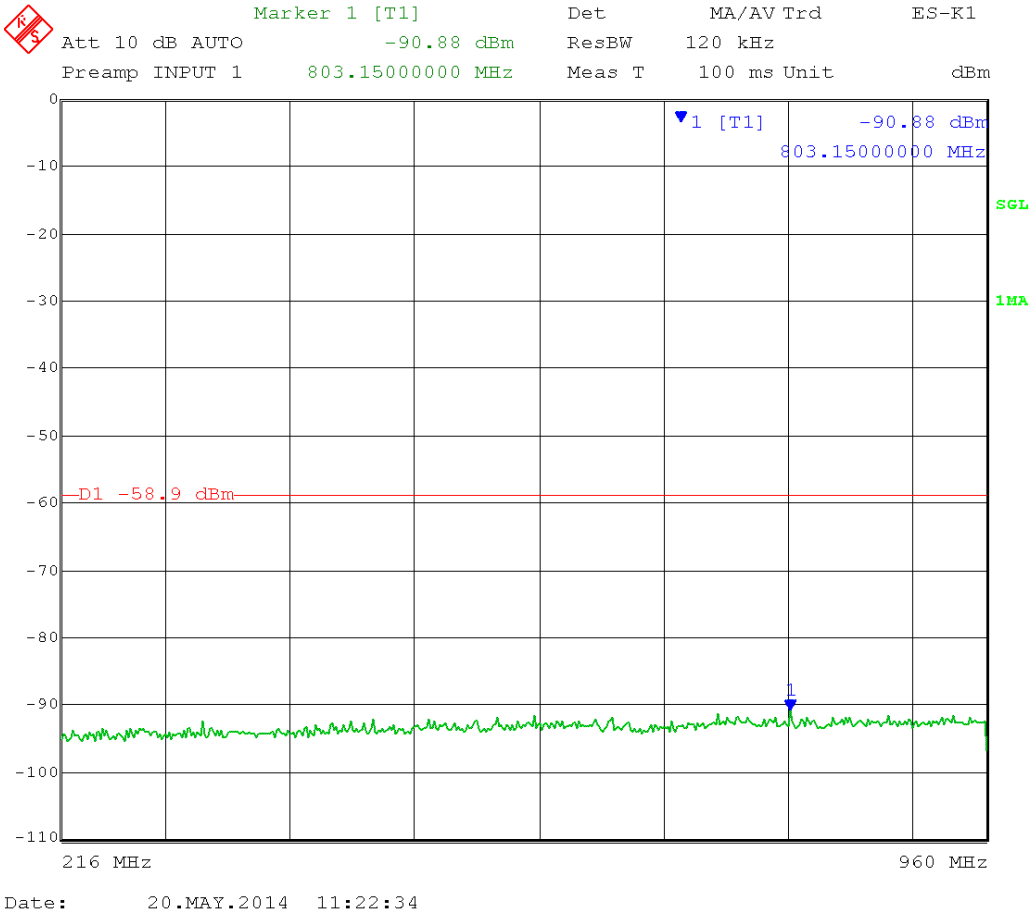

Test Date: 05-20-2014
Company: Cambium Networks
EUT: ePMP 5.1 AP UNII
Test: Maximum Unwanted Emission Levels - Conducted
Operator: Craig B / Paul L
Comment: Detector Bandwidth = 120 kHz
Detector = Peak
Mid Channel Transmit = 5.200 GHz 5 MHz BW
Output Power Setting: 18
Channel 0
Frequency Range: 960 MHz – 1000 MHz

Per 789033 D02 General UNII Test Procedures DR02-41759, section II.G.2.(c): "an out-of-band emission that complies with both the average and peak limits of 15.209 is not required to satisfy the -27 dBm/MHz or -17 dBm/MHz maximum emission limit."

15.209 Limit 960-1000 MHz: 54 dBµV/m @ 3 meters
RF conducted limit: 54 dBµV/m -95.2 (3 meters) – 4.7 (ground plane) – 3dB (MIMO) – 2 dBi antenna gain = -50.9 dBm Quasi-Peak

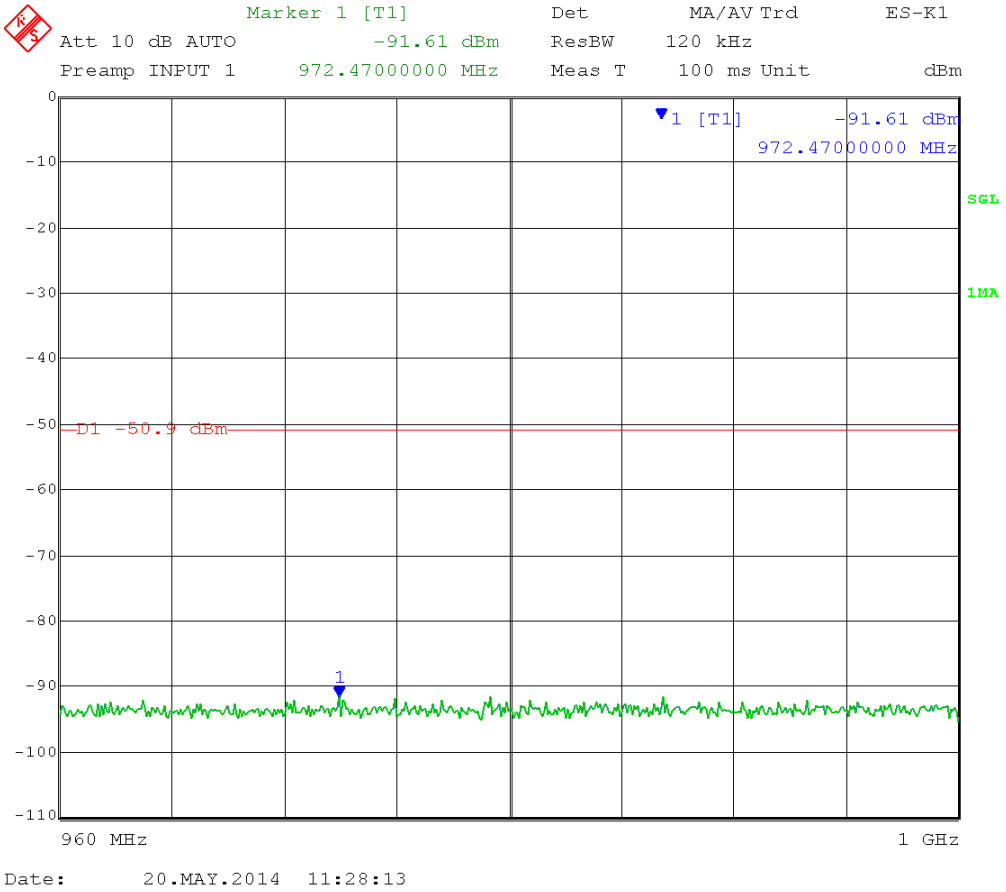

Date: 20.MAY.2014 11:28:13

Test Date: 05-28-2014
Company: Cambium Networks
EUT: ePMP 5.1 AP UNII
Test: Maximum Unwanted Emission Levels - Conducted
Operator: Craig B / Paul L
Comment: Detector Bandwidth = 1 MHz
Detector = RMS
Mid Channel Transmit = 5.200 GHz 5 MHz BW
Output Power Setting: 18
Channel 0
Frequency Range: 1 – 4.5 GHz

Per 789033 D02 General UNII Test Procedures DR02-41759, section II.G.2.(c): "an out-of-band emission that complies with both the average and peak limits of 15.209 is not required to satisfy the -27 dBm/MHz or -17 dBm/MHz maximum emission limit."

15.209 Average limit: 54 dBµV/m @ 3 meters
RF conducted limit: 54 dBµV/m -95.2 (3 meters) – 3 dB (MIMO) – 2 dBi antenna gain = -46.2 dBm Average

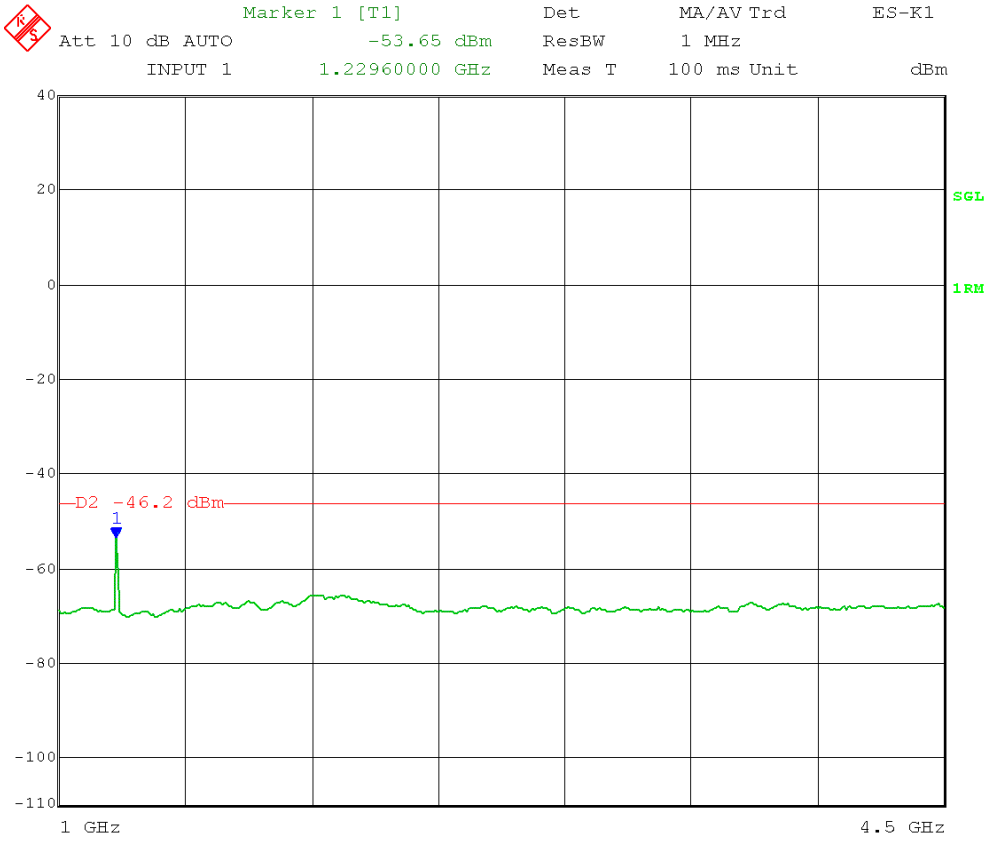

Date: 28.MAY.2014 11:46:49

Test Date: 05-28-2014
Company: Cambium Networks
EUT: ePMP 5.1 AP UNII
Test: Maximum Unwanted Emission Levels - Conducted
Operator: Craig B / Paul L
Comment: Detector Bandwidth = 1 MHz
Detector = Peak
Mid Channel Transmit = 5.200 GHz 5 MHz BW
Output Power Setting: 18
Channel 0
Frequency Range: 1 – 4.5 GHz

Per 789033 D02 General UNII Test Procedures DR02-41759, section II.G.2.(c): "an out-of-band emission that complies with both the average and peak limits of 15.209 is not required to satisfy the -27 dBm/MHz or -17 dBm/MHz maximum emission limit."

15.209 Peak limit: 74 dBµV/m @ 3 meters
RF conducted limit: 74 dBµV/m -95.2 (3 meters) – 3 dB (MIMO) – 2 dBi antenna gain = -26.2 dBm Peak

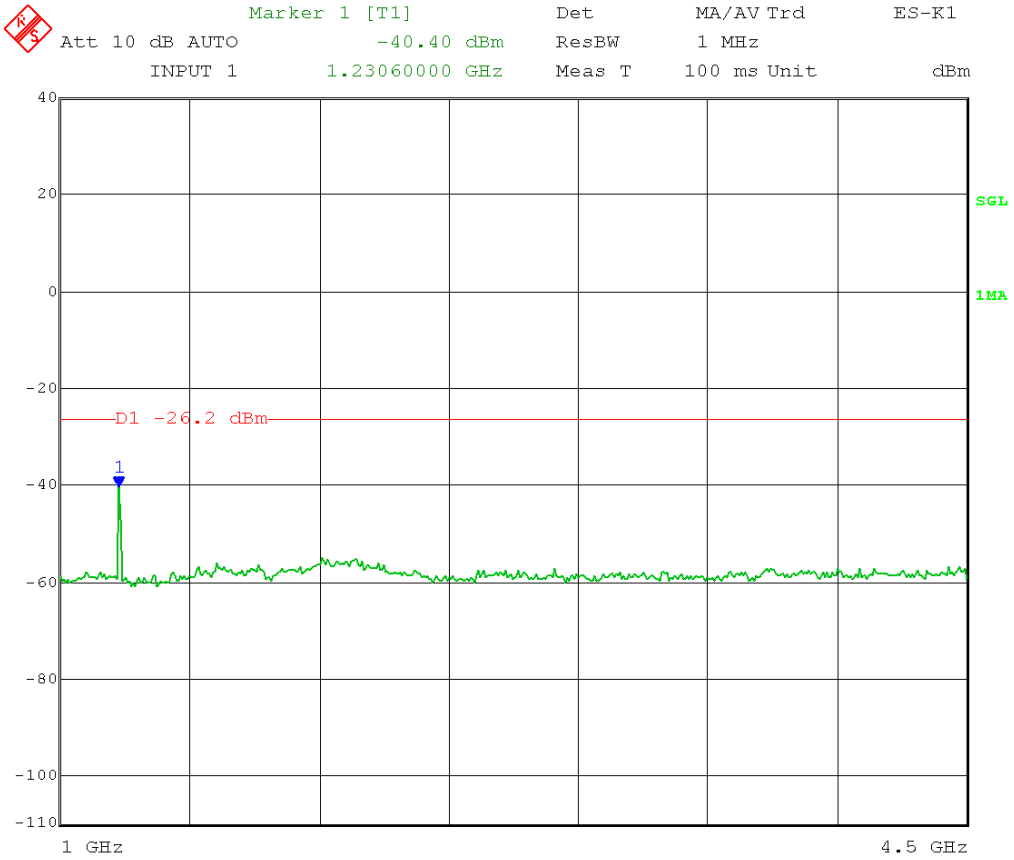

Date: 28.MAY.2014 11:46:11

Test Date: 05-20-2014
Company: Cambium Networks
EUT: ePMP 5.1 AP UNII
Test: Maximum Unwanted Emission Levels - Conducted
Operator: Craig B / Paul L
Comment: Detector Bandwidth = 1 MHz
Detector = RMS
Mid Channel Transmit = 5.200 GHz 5 MHz BW
Output Power Setting: 18
Channel 0
Frequency Range: 5.46 – 7 GHz

Per 789033 D02 General UNII Test Procedures DR02-41759, section II.G.2.(c): "an out-of-band emission that complies with both the average and peak limits of 15.209 is not required to satisfy the -27 dBm/MHz or -17 dBm/MHz maximum emission limit."

15.209 Average limit: 54 dBµV/m @ 3 meters
RF conducted limit: 54 dBµV/m -95.2 (3 meters) – 3 dB (MIMO) – 2 dBi antenna gain = -46.2 dBm Average

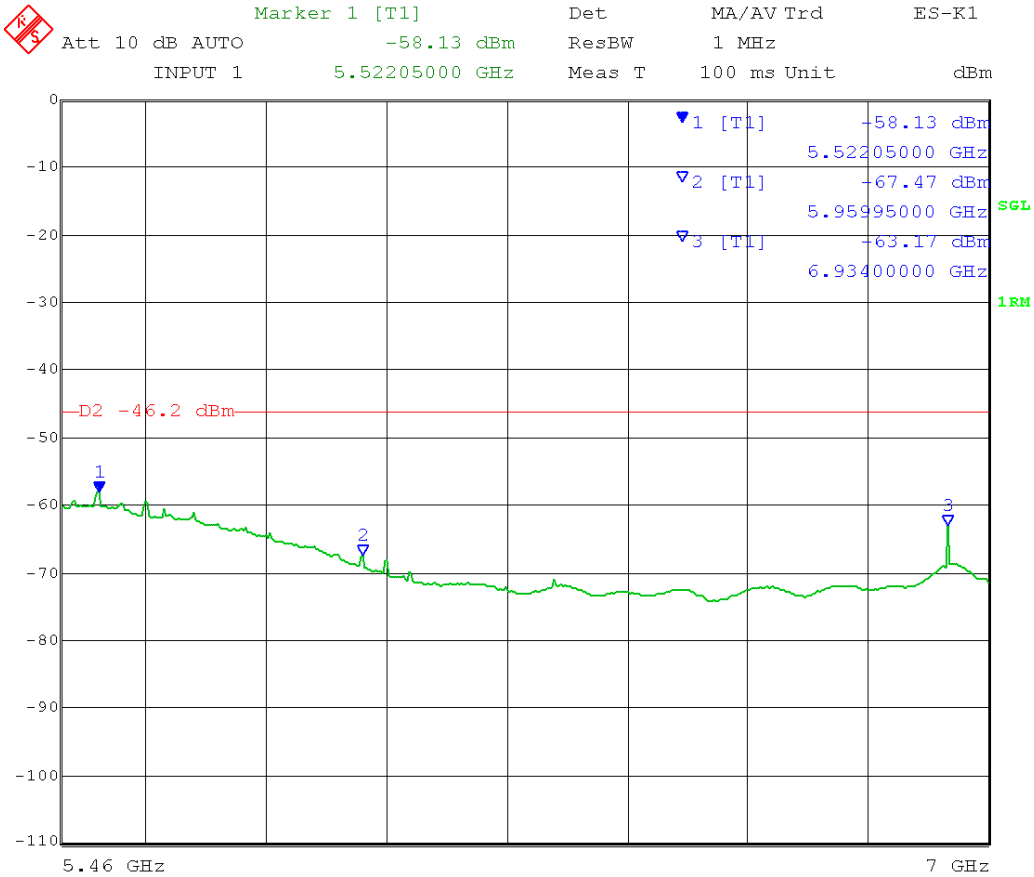

Date: 20.MAY.2014 14:38:55

Test Date: 05-20-2014
Company: Cambium Networks
EUT: ePMP 5.1 AP UNII
Test: Maximum Unwanted Emission Levels - Conducted
Operator: Craig B / Paul L
Comment: Detector Bandwidth = 1 MHz
Detector = Peak
Mid Channel Transmit = 5.200 GHz 5 MHz BW
Output Power Setting: 18
Channel 0
Frequency Range: 5.46 – 7 GHz

Per 789033 D02 General UNII Test Procedures DR02-41759, section II.G.2.(c): "an out-of-band emission that complies with both the average and peak limits of 15.209 is not required to satisfy the -27 dBm/MHz or -17 dBm/MHz maximum emission limit."

15.209 Peak limit: 74 dBµV/m @ 3 meters
RF conducted limit: 74 dBµV/m -95.2 (3 meters) – 3 dB (MIMO) – 2 dBi antenna gain = -26.2 dBm Peak

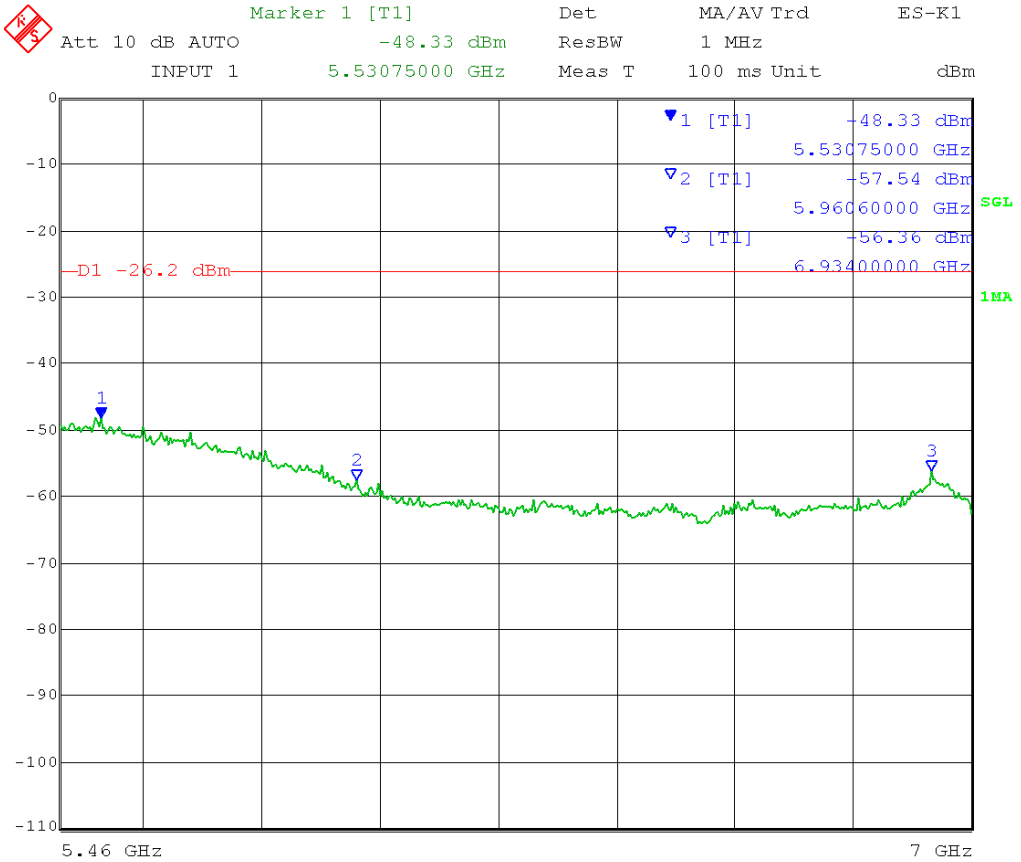

Date: 20.MAY.2014 14:41:29

Test Date: 05-20-2014
Company: Cambium Networks
EUT: ePMP 5.1 AP UNII
Test: Maximum Unwanted Emission Levels - Conducted
Operator: Craig B / Paul L
Comment: Detector Bandwidth = 1 MHz
Detector = RMS
Mid Channel Transmit = 5.200 GHz 5 MHz BW
Output Power Setting: 18
Channel 0
Frequency Range: 7 – 18 GHz

Per 789033 D02 General UNII Test Procedures DR02-41759, section II.G.2.(c): "an out-of-band emission that complies with both the average and peak limits of 15.209 is not required to satisfy the -27 dBm/MHz or -17 dBm/MHz maximum emission limit."

15.209 Average limit: 54 dBµV/m @ 3 meters
RF conducted limit: 54 dBµV/m -95.2 (3 meters) – 3 dB (MIMO) – 2 dBi antenna gain = -46.2 dBm Average

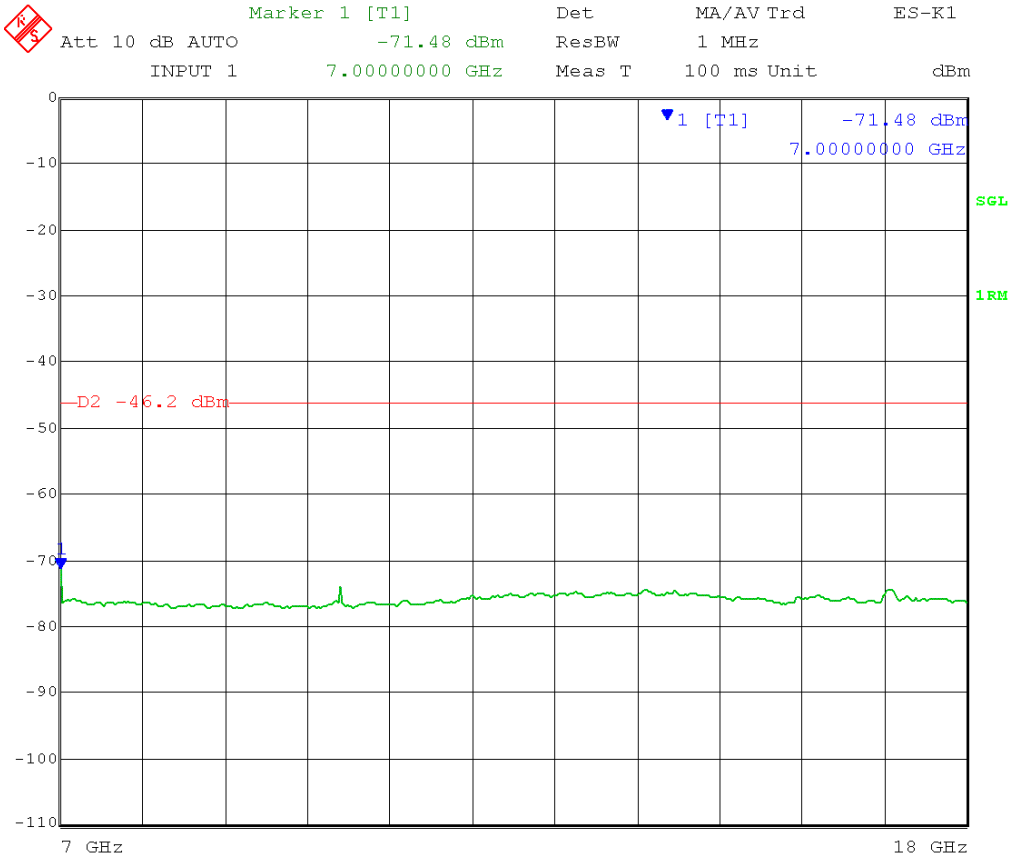

Date: 20.MAY.2014 15:27:38

Test Date: 05-20-2014
Company: Cambium Networks
EUT: ePMP 5.1 AP UNII
Test: Maximum Unwanted Emission Levels - Conducted
Operator: Craig B / Paul L
Comment: Detector Bandwidth = 1 MHz
Detector = Peak
Mid Channel Transmit = 5.200 GHz 5 MHz BW
Output Power Setting: 18
Channel 0
Frequency Range: 7 – 18 GHz

Per 789033 D02 General UNII Test Procedures DR02-41759, section II.G.2.(c): "an out-of-band emission that complies with both the average and peak limits of 15.209 is not required to satisfy the -27 dBm/MHz or -17 dBm/MHz maximum emission limit."

15.209 Peak limit: 74 dBµV/m @ 3 meters
RF conducted limit: 74 dBµV/m -95.2 (3 meters) – 3 dB (MIMO) – 2 dBi antenna gain = -26.2 dBm Peak

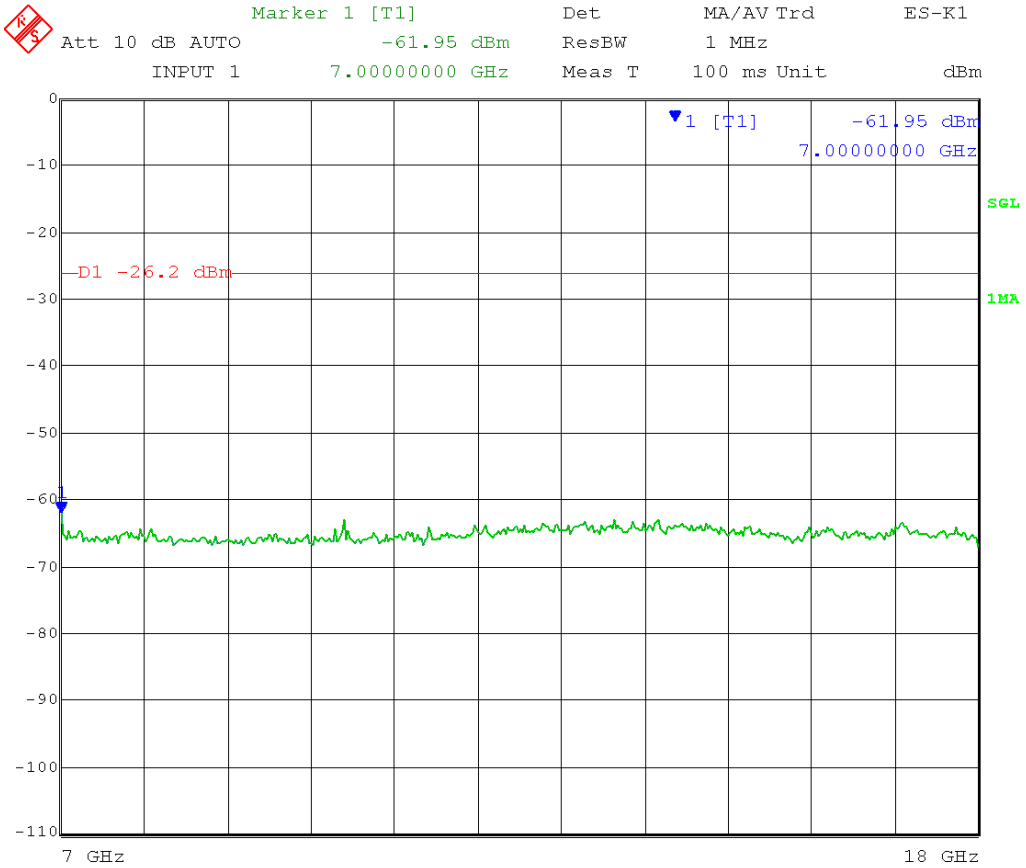

Date: 20.MAY.2014 15:29:21

Test Date: 05-20-2014
Company: Cambium Networks
EUT: ePMP 5.1 AP UNII
Test: Maximum Unwanted Emission Levels - Conducted
Operator: Craig B / Paul L
Comment: Detector Bandwidth = 1 MHz
Detector = RMS
Mid Channel Transmit = 5.200 GHz 5 MHz BW
Output Power Setting: 18
Channel 0
Frequency Range: 18 – 26.5 GHz

Per 789033 D02 General UNII Test Procedures DR02-41759, section II.G.2.(c): "an out-of-band emission that complies with both the average and peak limits of 15.209 is not required to satisfy the -27 dBm/MHz or -17 dBm/MHz maximum emission limit."

15.209 Average limit: 54 dBµV/m @ 3 meters
RF conducted limit: 54 dBµV/m -95.2 (3 meters) – 3 dB (MIMO) – 2 dBi antenna gain = -46.2 dBm Average

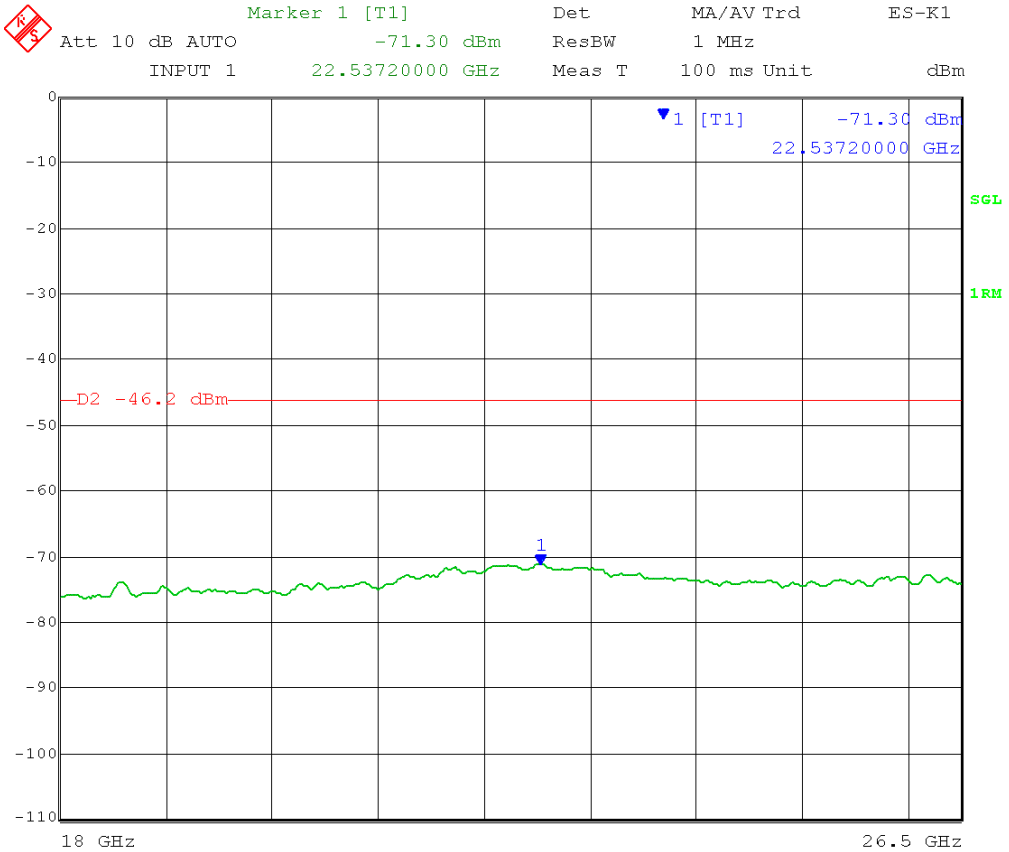

Date: 20.MAY.2014 15:40:54

Test Date: 05-20-2014
Company: Cambium Networks
EUT: ePMP 5.1 AP UNII
Test: Maximum Unwanted Emission Levels - Conducted
Operator: Craig B / Paul L
Comment: Detector Bandwidth = 1 MHz
Detector = Peak
Mid Channel Transmit = 5.200 GHz 5 MHz BW
Output Power Setting: 18
Channel 0
Frequency Range: 18 – 26.5 GHz

Per 789033 D02 General UNII Test Procedures DR02-41759, section II.G.2.(c): "an out-of-band emission that complies with both the average and peak limits of 15.209 is not required to satisfy the -27 dBm/MHz or -17 dBm/MHz maximum emission limit."

15.209 Peak limit: 74 dBµV/m @ 3 meters
RF conducted limit: 74 dBµV/m -95.2 (3 meters) – 3 dB (MIMO) – 2 dBi antenna gain = -26.2 dBm Peak

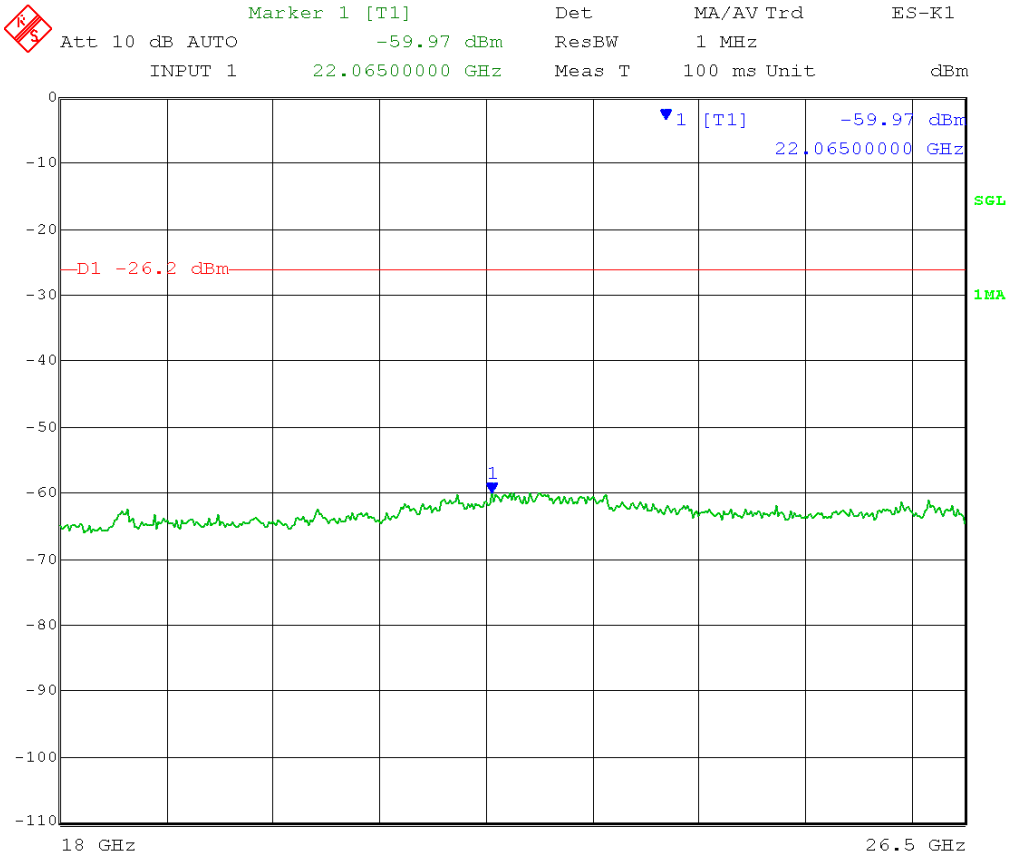

Date: 20.MAY.2014 15:39:43

Test Date: 05-20-2014
Company: Cambium Networks
EUT: ePMP 5.1 AP UNII
Test: Maximum Unwanted Emission Levels - Conducted
Operator: Craig B / Paul L
Comment: Detector Bandwidth = 1 MHz
Detector = RMS
Mid Channel Transmit = 5.200 GHz 5 MHz BW
Output Power Setting: 18
Channel 0
Frequency Range: 26.5 – 40 GHz

Per 789033 D02 General UNII Test Procedures DR02-41759, section II.G.2.(c): "an out-of-band emission that complies with both the average and peak limits of 15.209 is not required to satisfy the -27 dBm/MHz or -17 dBm/MHz maximum emission limit."

15.209 Average limit: 54 dBµV/m @ 3 meters
RF conducted limit: 54 dBµV/m -95.2 (3 meters) – 3 dB (MIMO) – 2 dBi antenna gain = -46.2 dBm Average

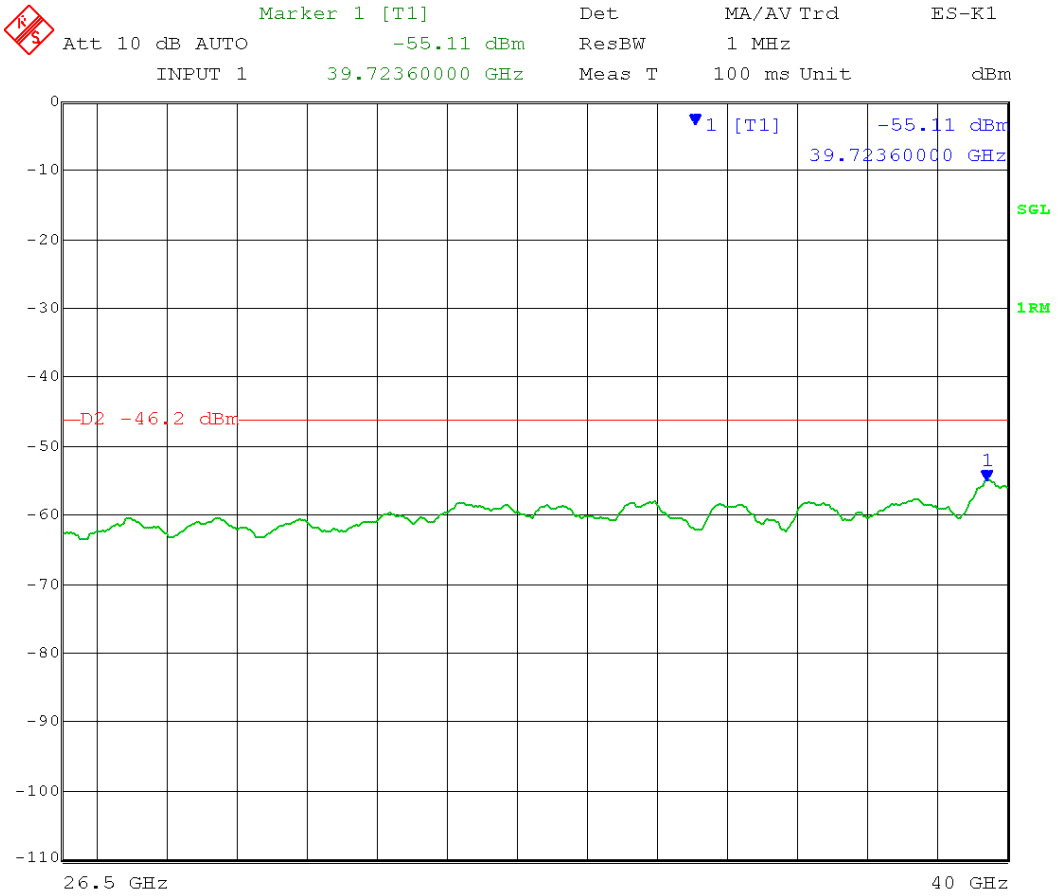

Date: 20.MAY.2014 15:57:31

Test Date: 05-20-2014
Company: Cambium Networks
EUT: ePMP 5.1 AP UNII
Test: Maximum Unwanted Emission Levels - Conducted
Operator: Craig B / Paul L
Comment: Detector Bandwidth = 1 MHz
Detector = Peak
Mid Channel Transmit = 5.200 GHz 5 MHz BW
Output Power Setting: 18
Channel 0
Frequency Range: 26.5 – 40 GHz

Per 789033 D02 General UNII Test Procedures DR02-41759, section II.G.2.(c): "an out-of-band emission that complies with both the average and peak limits of 15.209 is not required to satisfy the -27 dBm/MHz or -17 dBm/MHz maximum emission limit."

15.209 Peak limit: 74 dBµV/m @ 3 meters
RF conducted limit: 74 dBµV/m -95.2 (3 meters) – 3 dB (MIMO) – 2 dBi antenna gain = -26.2 dBm Peak

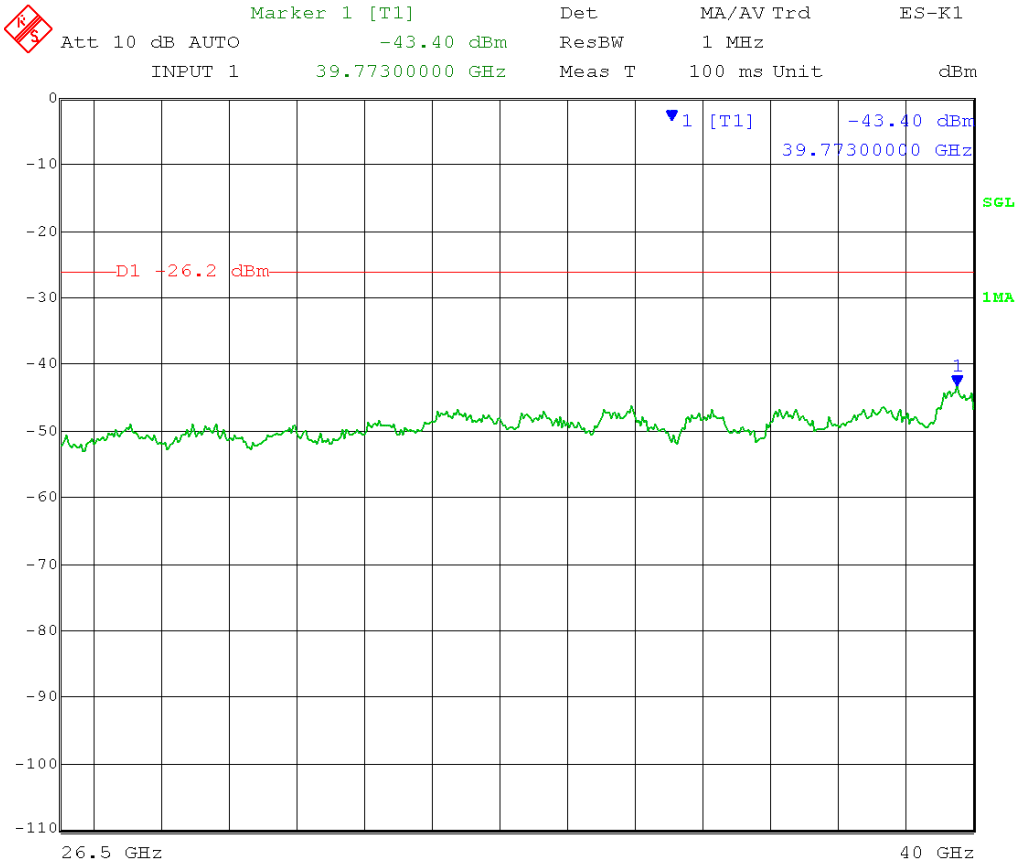

Date: 20.MAY.2014 15:59:45

Test Date: 05-20-2014
Company: Cambium Networks
EUT: ePMP 5.1 AP UNII
Test: Maximum Unwanted Emission Levels - Conducted
Operator: Craig B / Paul L
Comment: Detector Bandwidth = 120 kHz
Detector = Peak
High Channel Transmit = 5.245 GHz 5 MHz BW
Output Power Setting: 18
Channel 0
Frequency Range 30 MHz – 88 MHz

Per 789033 D02 General UNII Test Procedures DR02-41759, section II.G.2.(c): "an out-of-band emission that complies with both the average and peak limits of 15.209 is not required to satisfy the -27 dBm/MHz or -17 dBm/MHz maximum emission limit."

15.209 Limit 30-88 MHz: 40 dBµV/m @ 3 meters
RF conducted limit: 40 dBµV/m -95.2 (3 meters) – 4.7 (ground plane) – 3dB (MIMO) – 2 dBi antenna gain = -64.9 dBm Quasi-Peak

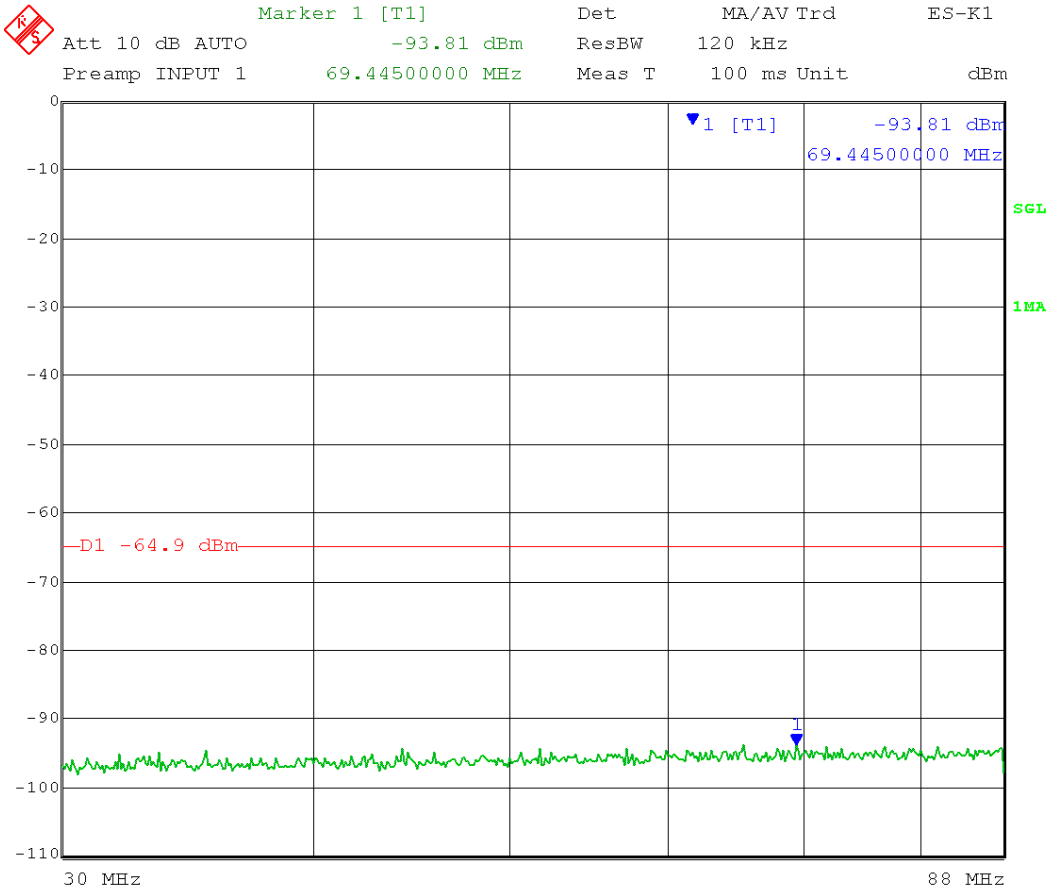

Date: 20.MAY.2014 11:07:58

Test Date: 05-20-2014
Company: Cambium Networks
EUT: ePMP 5.1 AP UNII
Test: Maximum Unwanted Emission Levels - Conducted
Operator: Craig B / Paul L
Comment: Detector Bandwidth = 120 kHz
Detector = Peak
High Channel Transmit = 5.245 GHz 5 MHz BW
Output Power Setting: 18
Channel 0
Frequency Range 88 MHz – 216 MHz

Per 789033 D02 General UNII Test Procedures DR02-41759, section II.G.2.(c): "an out-of-band emission that complies with both the average and peak limits of 15.209 is not required to satisfy the -27 dBm/MHz or -17 dBm/MHz maximum emission limit."

15.209 Limit 88-216 MHz: 43.5 dBµV/m @ 3 meters
RF conducted limit: 43.5 dBµV/m -95.2 (3 meters) – 4.7 (ground plane) – 3dB (MIMO) – 2 dBi antenna gain = -61.4 dBm Quasi-Peak

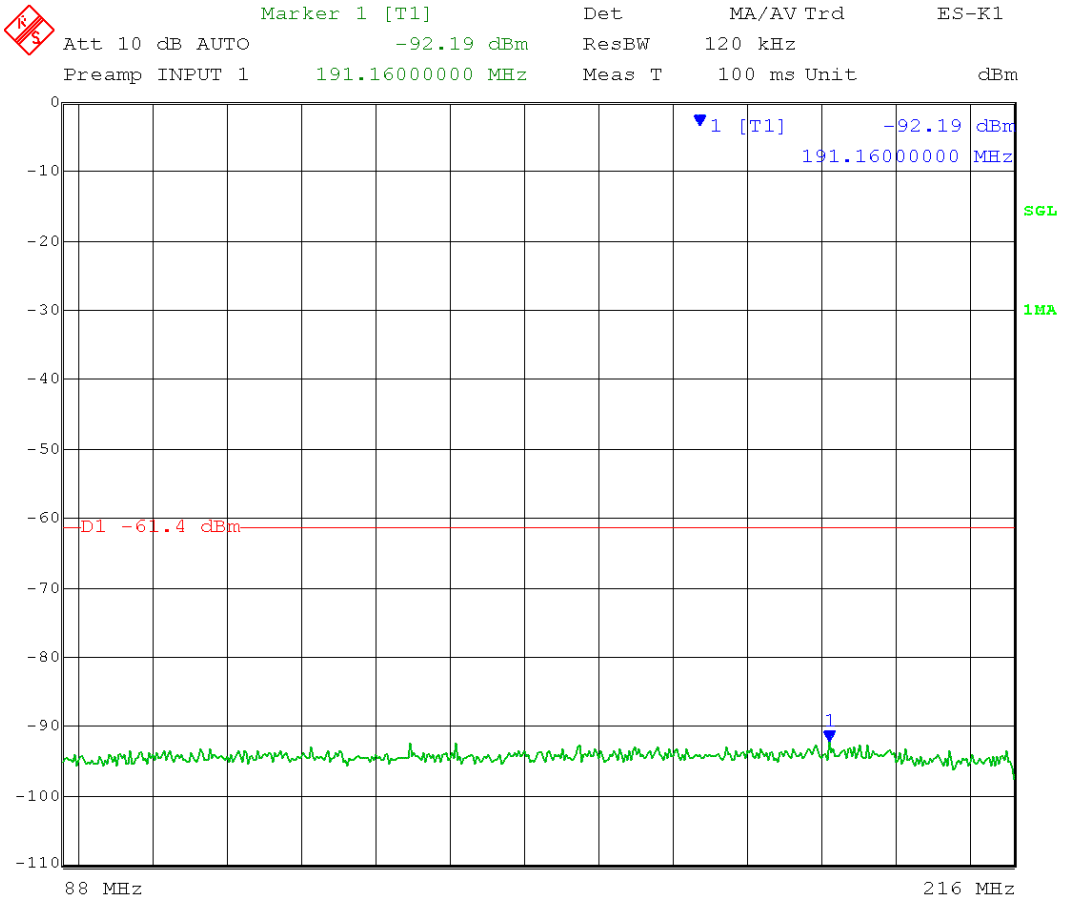

Date: 20.MAY.2014 11:11:35

Test Date: 05-20-2014
Company: Cambium Networks
EUT: ePMP 5.1 AP UNII
Test: Maximum Unwanted Emission Levels - Conducted
Operator: Craig B / Paul L
Comment: Detector Bandwidth = 120 kHz
Detector = Peak
High Channel Transmit = 5.245 GHz 5 MHz BW
Output Power Setting: 18
Channel 0
Frequency Range: 216 MHz – 960 MHz

Per 789033 D02 General UNII Test Procedures DR02-41759, section II.G.2.(c): "an out-of-band emission that complies with both the average and peak limits of 15.209 is not required to satisfy the -27 dBm/MHz or -17 dBm/MHz maximum emission limit."

15.209 Limit 216-960 MHz: 46 dBµV/m @ 3 meters
RF conducted limit: 46 dBµV/m -95.2 (3 meters) – 4.7 (ground plane) – 3dB (MIMO) – 2 dBi antenna gain = -58.9 dBm Quasi-Peak

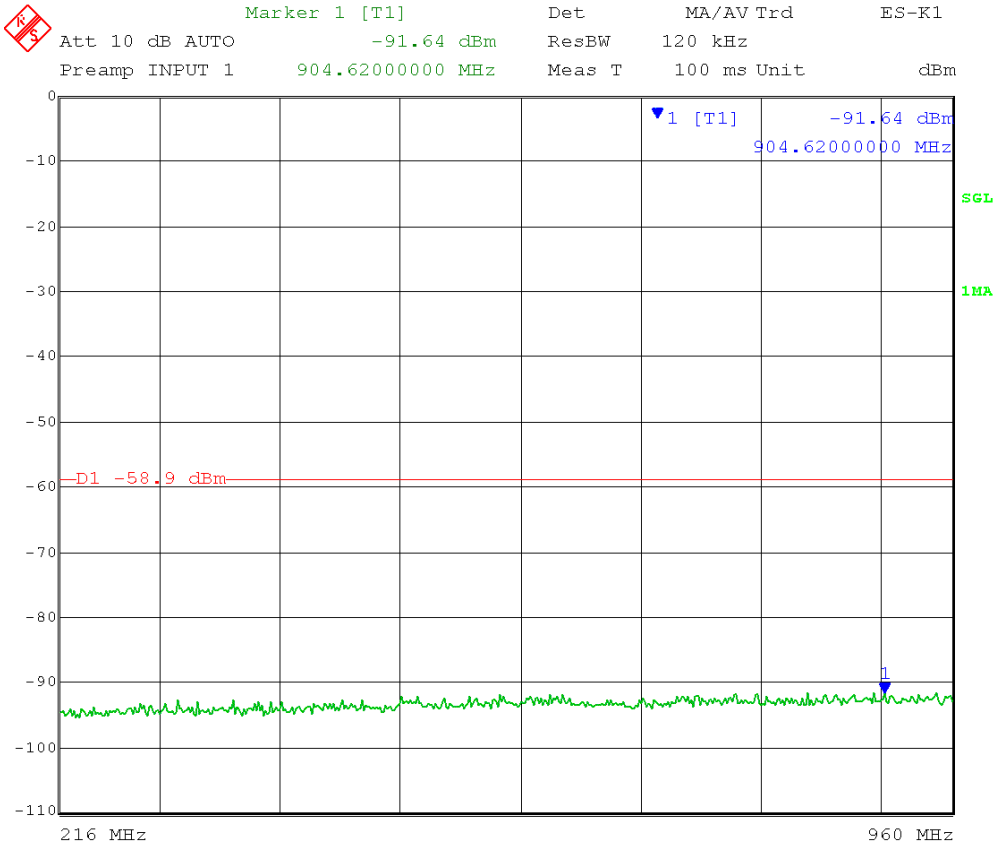

Date: 20.MAY.2014 11:25:10

Test Date: 05-20-2014
Company: Cambium Networks
EUT: ePMP 5.1 AP UNII
Test: Maximum Unwanted Emission Levels - Conducted
Operator: Craig B / Paul L
Comment: Detector Bandwidth = 120 kHz
Detector = Peak
High Channel Transmit = 5.245 GHz 5 MHz BW
Output Power Setting: 18
Channel 0
Frequency Range: 960 MHz – 1000 MHz

Per 789033 D02 General UNII Test Procedures DR02-41759, section II.G.2.(c): "an out-of-band emission that complies with both the average and peak limits of 15.209 is not required to satisfy the -27 dBm/MHz or -17 dBm/MHz maximum emission limit."

15.209 Limit 960-1000 MHz: 54 dBµV/m @ 3 meters
RF conducted limit: 54 dBµV/m -95.2 (3 meters) – 4.7 (ground plane) – 3dB (MIMO) – 2 dBi antenna gain = -50.9 dBm Quasi-Peak

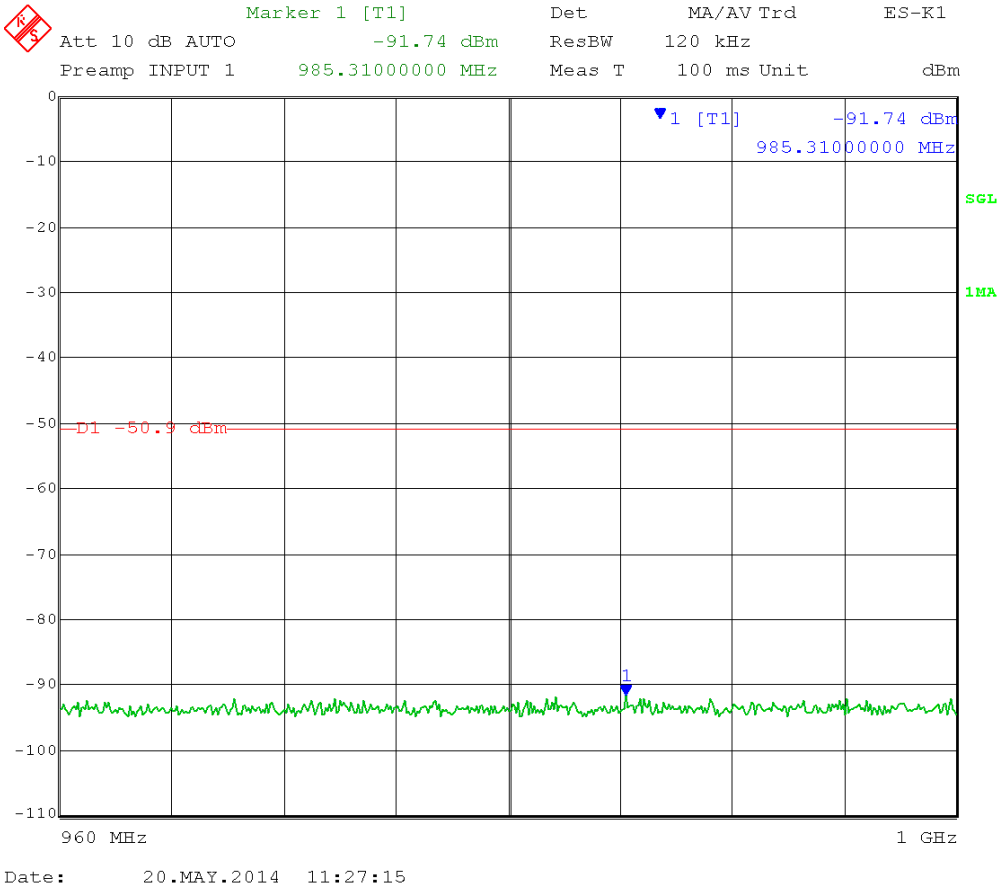

Test Date: 05-28-2014
Company: Cambium Networks
EUT: ePMP 5.1 AP UNII
Test: Maximum Unwanted Emission Levels - Conducted
Operator: Craig B / Paul L
Comment: Detector Bandwidth = 1 MHz
Detector = RMS
High Channel Transmit = 5.245 GHz 5 MHz BW
Output Power Setting: 18
Channel 0
Frequency Range: 1 – 4.5 GHz

Per 789033 D02 General UNII Test Procedures DR02-41759, section II.G.2.(c): "an out-of-band emission that complies with both the average and peak limits of 15.209 is not required to satisfy the -27 dBm/MHz or -17 dBm/MHz maximum emission limit."

15.209 Average limit: 54 dBµV/m @ 3 meters
RF conducted limit: 54 dBµV/m -95.2 (3 meters) – 3 dB (MIMO) – 2 dBi antenna gain = -46.2 dBm Average

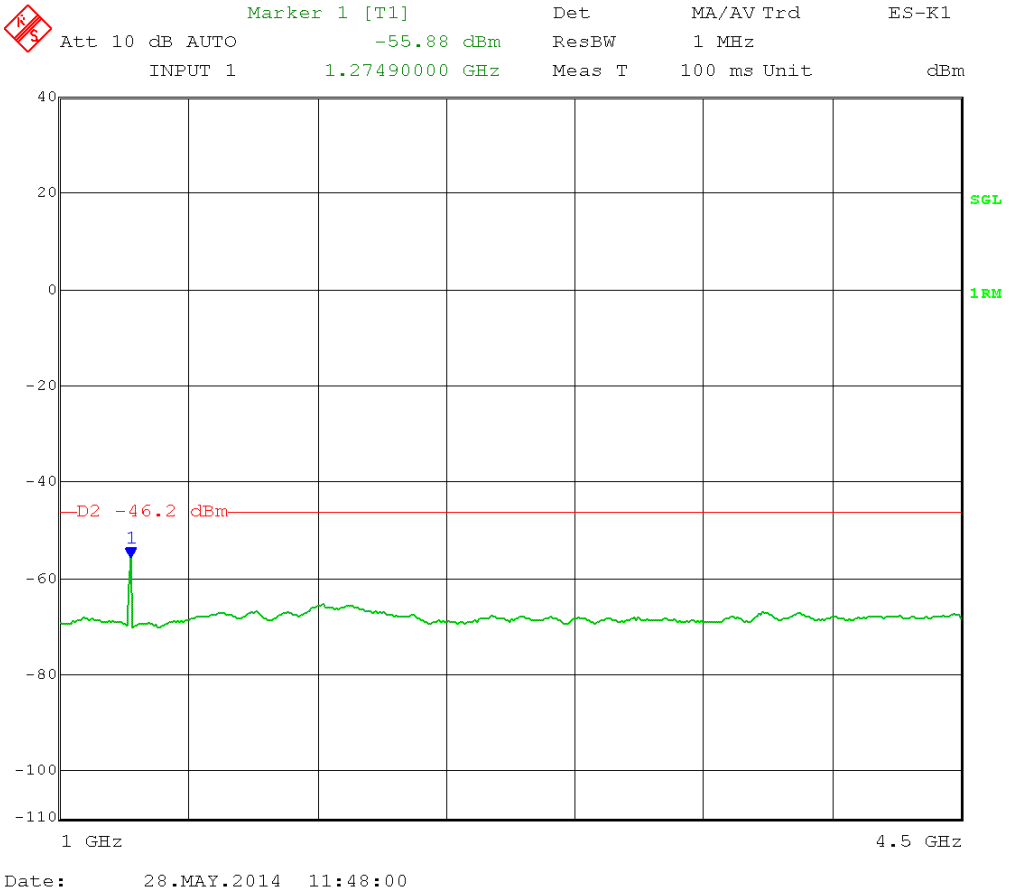

Test Date: 05-28-2014
Company: Cambium Networks
EUT: ePMP 5.1 AP UNII
Test: Maximum Unwanted Emission Levels - Conducted
Operator: Craig B / Paul L
Comment: Detector Bandwidth = 1 MHz
Detector = Peak
High Channel Transmit = 5.245 GHz 5 MHz BW
Output Power Setting: 18
Channel 0
Frequency Range: 1 – 4.5 GHz

Per 789033 D02 General UNII Test Procedures DR02-41759, section II.G.2.(c): "an out-of-band emission that complies with both the average and peak limits of 15.209 is not required to satisfy the -27 dBm/MHz or -17 dBm/MHz maximum emission limit."

15.209 Peak limit: 74 dBµV/m @ 3 meters
RF conducted limit: 74 dBµV/m -95.2 (3 meters) – 3 dB (MIMO) – 2 dBi antenna gain = -26.2 dBm Peak

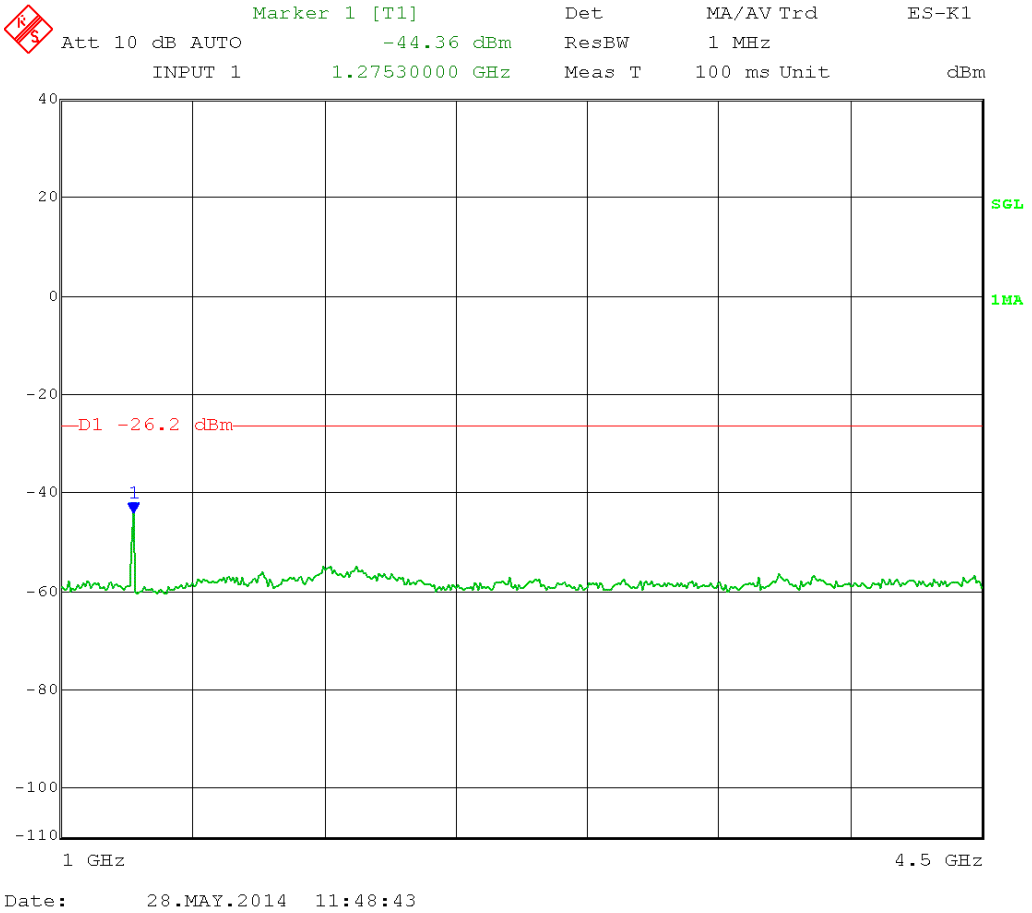

Test Date: 05-20-2014
Company: Cambium Networks
EUT: ePMP 5.1 AP UNII
Test: Maximum Unwanted Emission Levels - Conducted
Operator: Craig B / Paul L
Comment: Detector Bandwidth = 1 MHz
Detector = RMS
High Channel Transmit = 5.245 GHz 5 MHz BW
Output Power Setting: 18
Channel 0
Frequency Range: 5.46 – 7 GHz

Per 789033 D02 General UNII Test Procedures DR02-41759, section II.G.2.(c): "an out-of-band emission that complies with both the average and peak limits of 15.209 is not required to satisfy the -27 dBm/MHz or -17 dBm/MHz maximum emission limit."

15.209 Average limit: 54 dBµV/m @ 3 meters
RF conducted limit: 54 dBµV/m -95.2 (3 meters) – 3 dB (MIMO) – 2 dBi antenna gain = -46.2 dBm Average

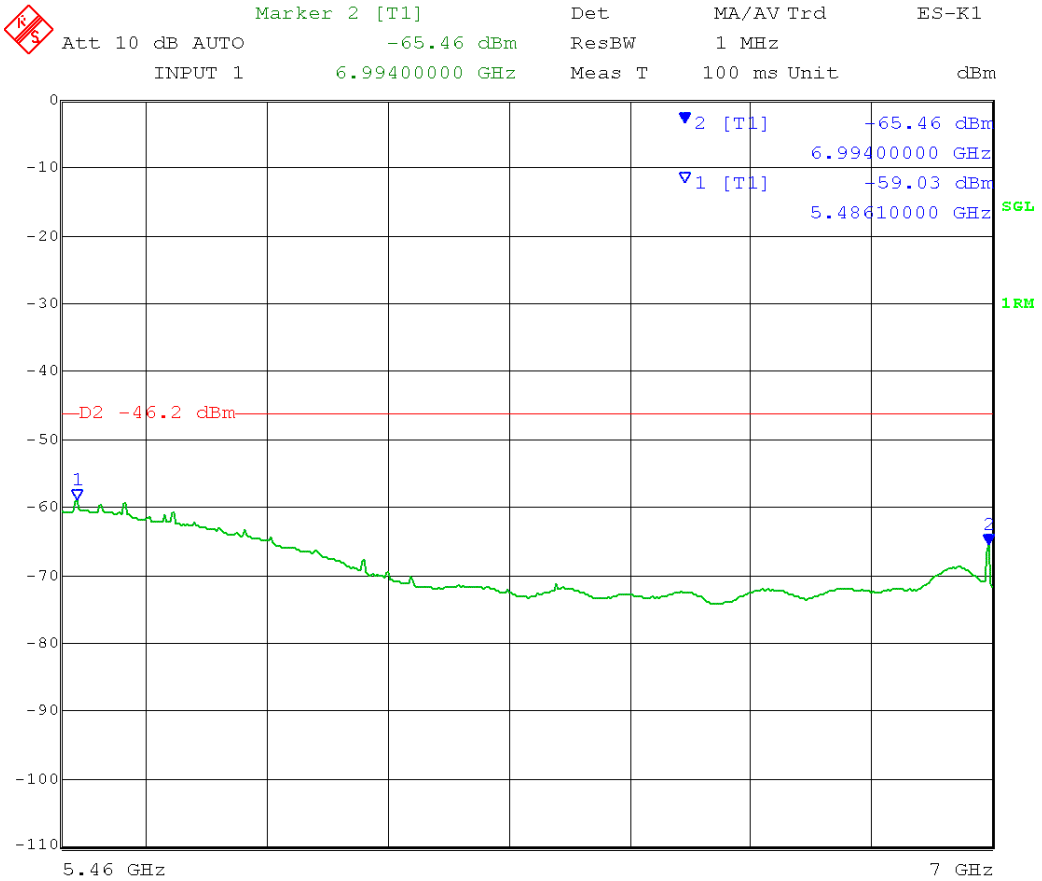

Date: 20.MAY.2014 14:23:16

Test Date: 05-20-2014
Company: Cambium Networks
EUT: ePMP 5.1 AP UNII
Test: Maximum Unwanted Emission Levels - Conducted
Operator: Craig B / Paul L
Comment: Detector Bandwidth = 1 MHz
Detector = Peak
High Channel Transmit = 5.245 GHz 5 MHz BW
Output Power Setting: 18
Channel 0
Frequency Range: 5.46 – 7 GHz

Per 789033 D02 General UNII Test Procedures DR02-41759, section II.G.2.(c): "an out-of-band emission that complies with both the average and peak limits of 15.209 is not required to satisfy the -27 dBm/MHz or -17 dBm/MHz maximum emission limit."

15.209 Peak limit: 74 dBµV/m @ 3 meters
RF conducted limit: 74 dBµV/m -95.2 (3 meters) – 3 dB (MIMO) – 2 dBi antenna gain = -26.2 dBm Peak

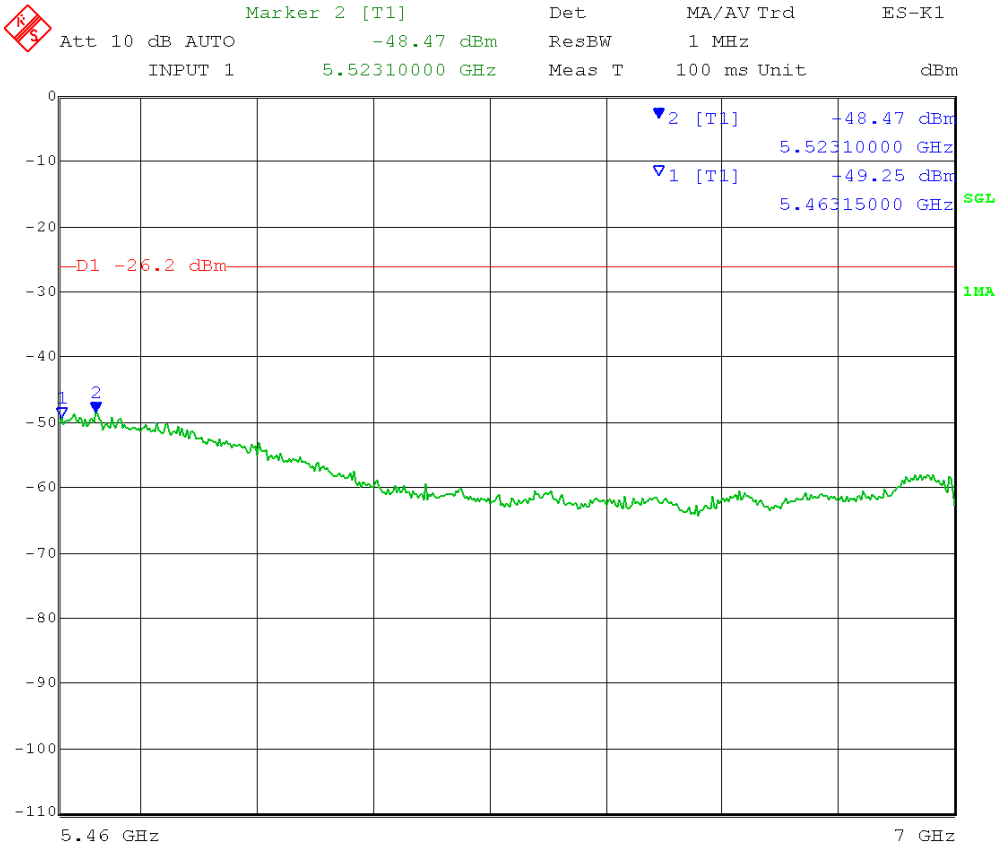

Date: 20.MAY.2014 14:20:36

Test Date: 05-20-2014
Company: Cambium Networks
EUT: ePMP 5.1 AP UNII
Test: Maximum Unwanted Emission Levels - Conducted
Operator: Craig B / Paul L
Comment: Detector Bandwidth = 1 MHz
Detector = RMS
High Channel Transmit = 5.245 GHz 5 MHz BW
Output Power Setting: 18
Channel 0
Frequency Range: 7 – 18 GHz

Per 789033 D02 General UNII Test Procedures DR02-41759, section II.G.2.(c): "an out-of-band emission that complies with both the average and peak limits of 15.209 is not required to satisfy the -27 dBm/MHz or -17 dBm/MHz maximum emission limit."

15.209 Average limit: 54 dBµV/m @ 3 meters
RF conducted limit: 54 dBµV/m -95.2 (3 meters) – 3 dB (MIMO) – 2 dBi antenna gain = -46.2 dBm Average

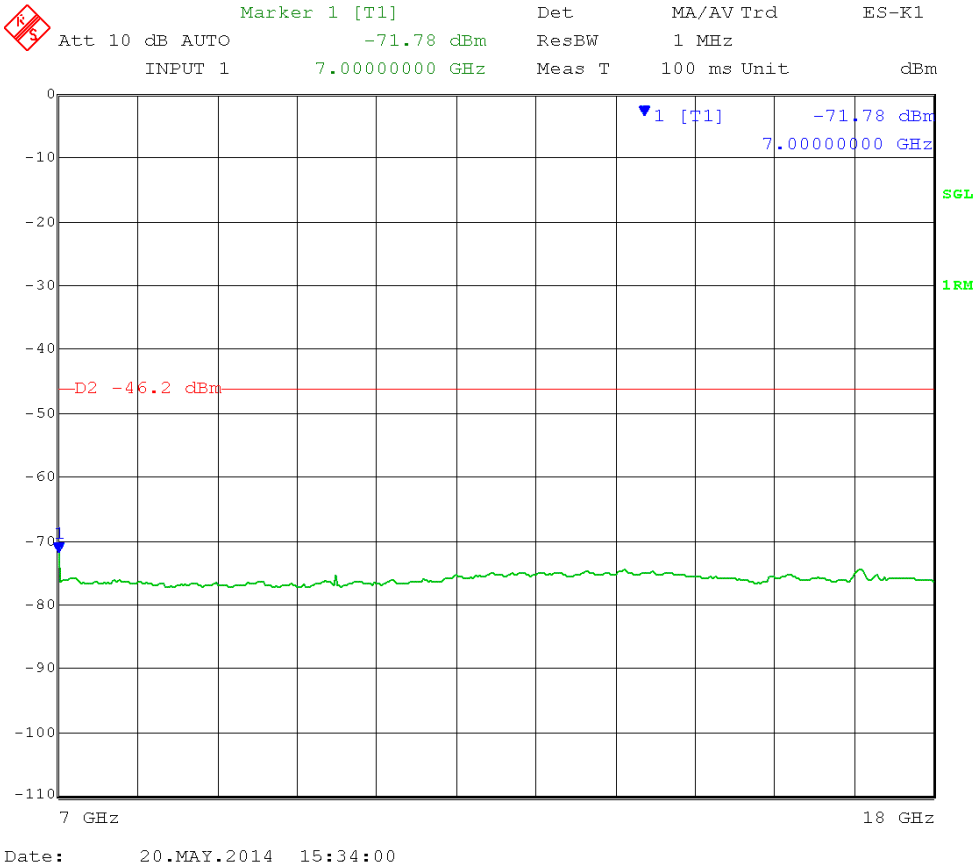

Test Date: 05-20-2014
Company: Cambium Networks
EUT: ePMP 5.1 AP UNII
Test: Maximum Unwanted Emission Levels - Conducted
Operator: Craig B / Paul L
Comment: Detector Bandwidth = 1 MHz
Detector = Peak
High Channel Transmit = 5.245 GHz 5 MHz BW
Output Power Setting: 18
Channel 0
Frequency Range: 7 – 18 GHz

Per 789033 D02 General UNII Test Procedures DR02-41759, section II.G.2.(c): "an out-of-band emission that complies with both the average and peak limits of 15.209 is not required to satisfy the -27 dBm/MHz or -17 dBm/MHz maximum emission limit."

15.209 Peak limit: 74 dBµV/m @ 3 meters
RF conducted limit: 74 dBµV/m -95.2 (3 meters) – 3 dB (MIMO) – 2 dBi antenna gain = -26.2 dBm Peak

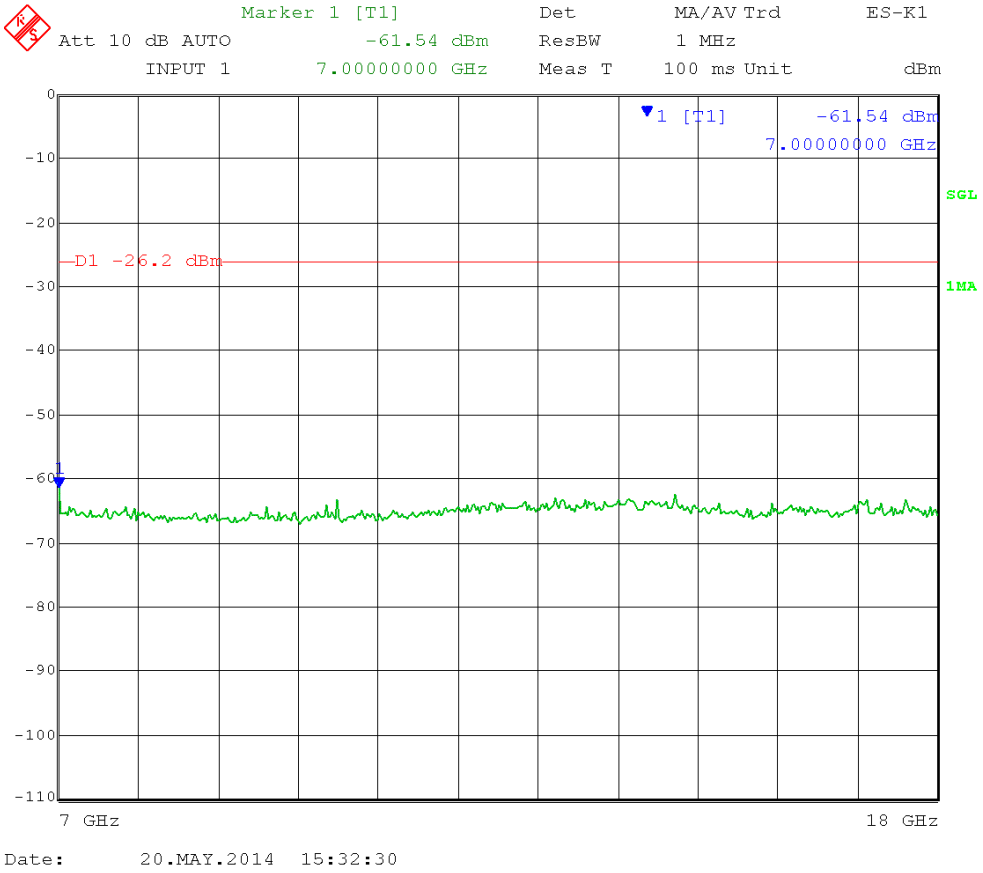

Test Date: 05-20-2014
Company: Cambium Networks
EUT: ePMP 5.1 AP UNII
Test: Maximum Unwanted Emission Levels - Conducted
Operator: Craig B / Paul L
Comment: Detector Bandwidth = 1 MHz
Detector = RMS
High Channel Transmit = 5.245 GHz 5 MHz BW
Output Power Setting: 18
Channel 0
Frequency Range: 18 – 26.5 GHz

Per 789033 D02 General UNII Test Procedures DR02-41759, section II.G.2.(c): "an out-of-band emission that complies with both the average and peak limits of 15.209 is not required to satisfy the -27 dBm/MHz or -17 dBm/MHz maximum emission limit."

15.209 Average limit: 54 dBµV/m @ 3 meters
RF conducted limit: 54 dBµV/m -95.2 (3 meters) – 3 dB (MIMO) – 2 dBi antenna gain = -46.2 dBm Average

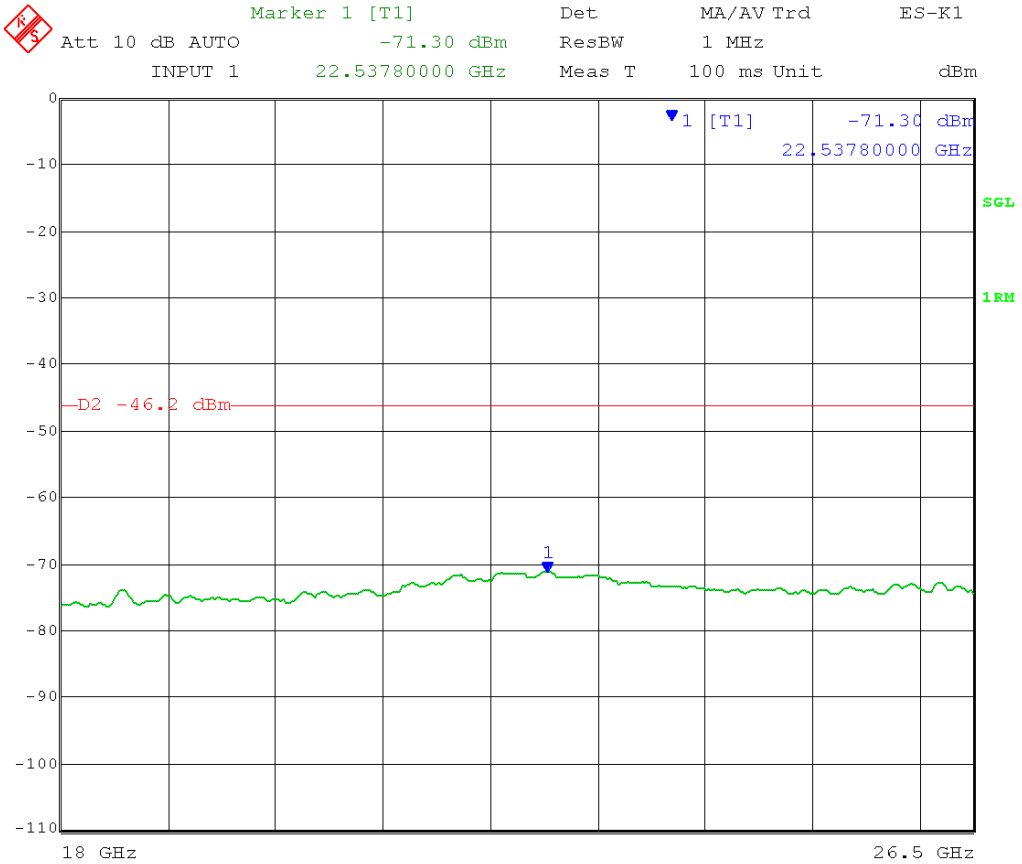

Date: 20.MAY.2014 15:36:12

Test Date: 05-20-2014
Company: Cambium Networks
EUT: ePMP 5.1 AP UNII
Test: Maximum Unwanted Emission Levels - Conducted
Operator: Craig B / Paul L
Comment: Detector Bandwidth = 1 MHz
Detector = Peak
High Channel Transmit = 5.245 GHz 5 MHz BW
Output Power Setting: 18
Channel 0
Frequency Range: 18 – 26.5 GHz

Per 789033 D02 General UNII Test Procedures DR02-41759, section II.G.2.(c): "an out-of-band emission that complies with both the average and peak limits of 15.209 is not required to satisfy the -27 dBm/MHz or -17 dBm/MHz maximum emission limit."

15.209 Peak limit: 74 dBµV/m @ 3 meters
RF conducted limit: 74 dBµV/m -95.2 (3 meters) – 3 dB (MIMO) – 2 dBi antenna gain = -26.2 dBm Peak

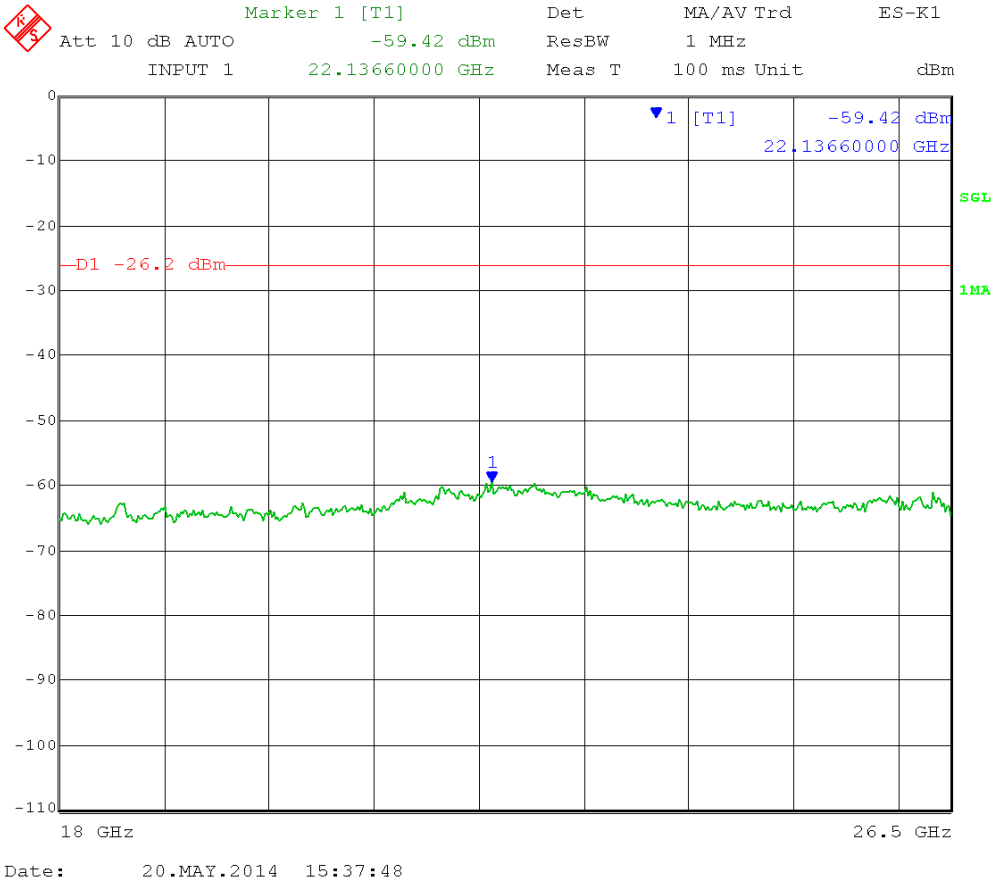

Date: 20.MAY.2014 15:37:48

Test Date: 05-20-2014
Company: Cambium Networks
EUT: ePMP 5.1 AP UNII
Test: Maximum Unwanted Emission Levels - Conducted
Operator: Craig B / Paul L
Comment: Detector Bandwidth = 1 MHz
Detector = RMS
High Channel Transmit = 5.245 GHz 5 MHz BW
Output Power Setting: 18
Channel 0
Frequency Range: 26.5 – 40 GHz

Per 789033 D02 General UNII Test Procedures DR02-41759, section II.G.2.(c): "an out-of-band emission that complies with both the average and peak limits of 15.209 is not required to satisfy the -27 dBm/MHz or -17 dBm/MHz maximum emission limit."

15.209 Average limit: 54 dBµV/m @ 3 meters
RF conducted limit: 54 dBµV/m -95.2 (3 meters) – 3 dB (MIMO) – 2 dBi antenna gain = -46.2 dBm Average

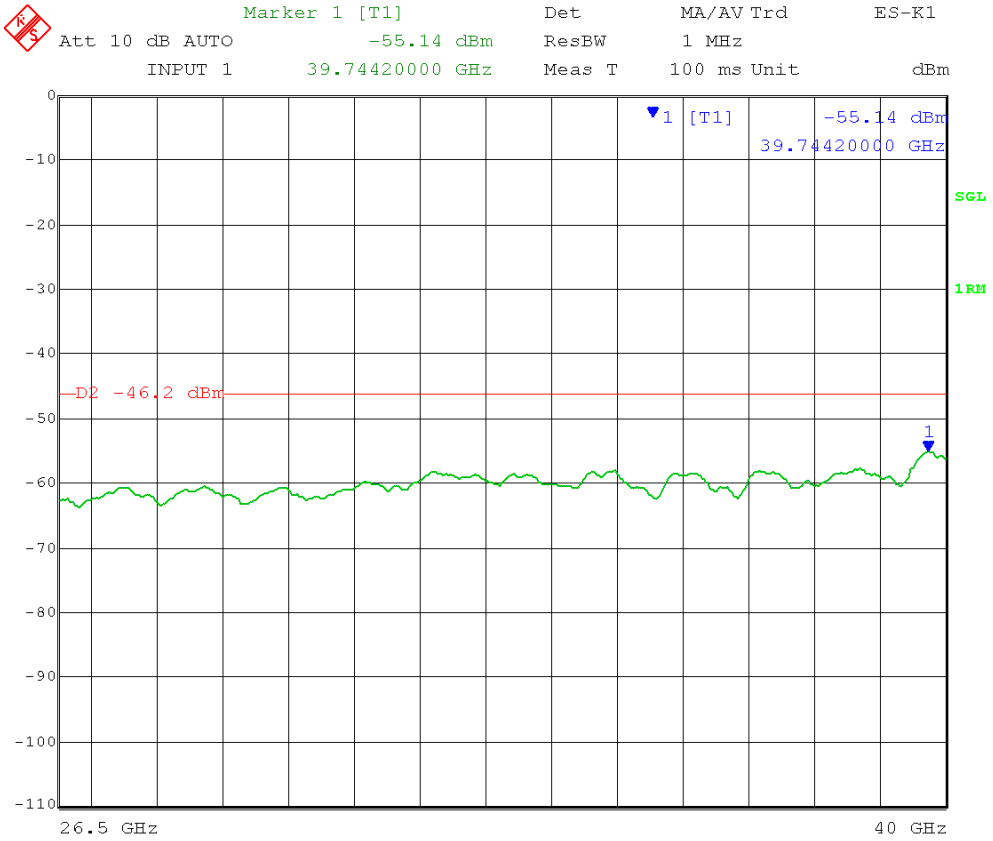

Date: 20.MAY.2014 16:06:19

Test Date: 05-20-2014
Company: Cambium Networks
EUT: ePMP 5.1 AP UNII
Test: Maximum Unwanted Emission Levels - Conducted
Operator: Craig B / Paul L
Comment: Detector Bandwidth = 1 MHz
Detector = Peak
High Channel Transmit = 5.245 GHz 5 MHz BW
Output Power Setting: 18
Channel 0
Frequency Range: 26.5 – 40 GHz

Per 789033 D02 General UNII Test Procedures DR02-41759, section II.G.2.(c): "an out-of-band emission that complies with both the average and peak limits of 15.209 is not required to satisfy the -27 dBm/MHz or -17 dBm/MHz maximum emission limit."

15.209 Peak limit: 74 dBµV/m @ 3 meters
RF conducted limit: 74 dBµV/m -95.2 (3 meters) – 3 dB (MIMO) – 2 dBi antenna gain = -26.2 dBm Peak

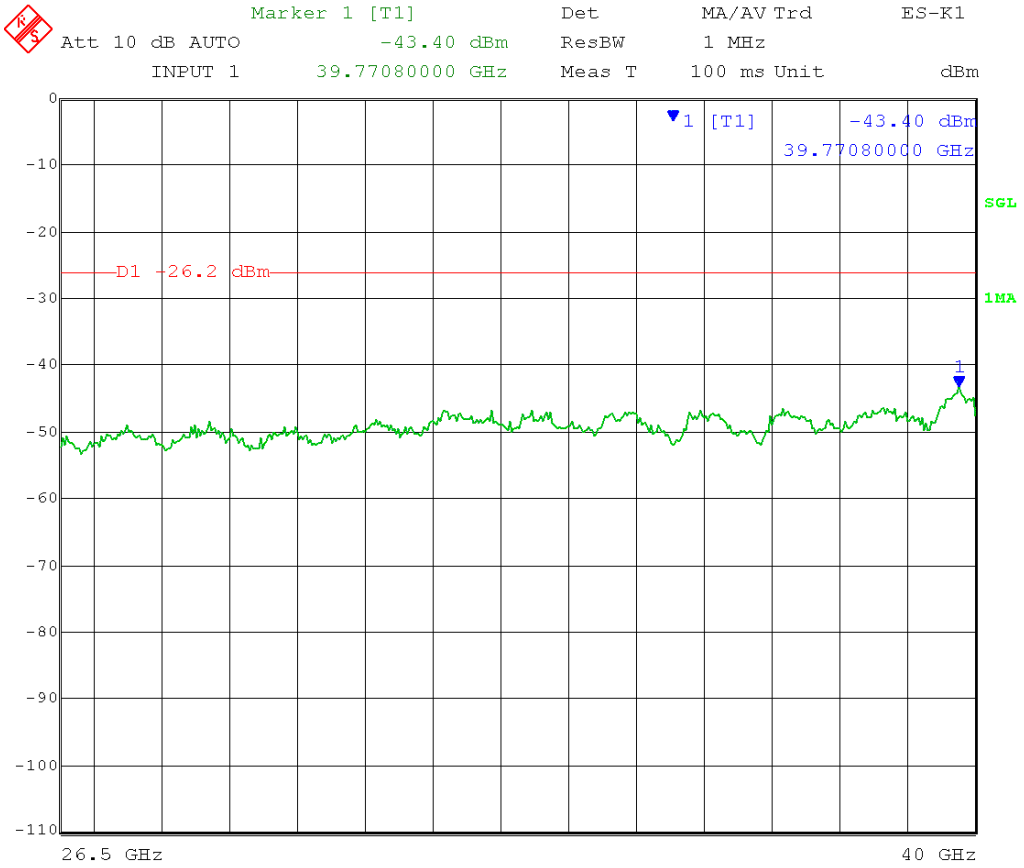

Date: 20.MAY.2014 16:02:00

Test Date: 05-20-2014
Company: Cambium Networks
EUT: ePMP 5.1 AP UNII
Test: Maximum Unwanted Emission Levels - Conducted
Operator: Craig B / Paul L
Comment: Detector Bandwidth = 120 kHz
Detector = Peak
Low Channel Transmit = 5.160 GHz 5 MHz BW
Output Power Setting: 7
Channel 0
Frequency Range 30 MHz – 88 MHz

Per 789033 D02 General UNII Test Procedures DR02-41759, section II.G.2.(c): "an out-of-band emission that complies with both the average and peak limits of 15.209 is not required to satisfy the -27 dBm/MHz or -17 dBm/MHz maximum emission limit."

15.209 Limit 30-88 MHz: 40 dBµV/m @ 3 meters
RF conducted limit: 40 dBµV/m -95.2 (3 meters) – 4.7 (ground plane) – 3dB (MIMO) – 16 dBi antenna gain = -78.9 dBm Quasi-Peak

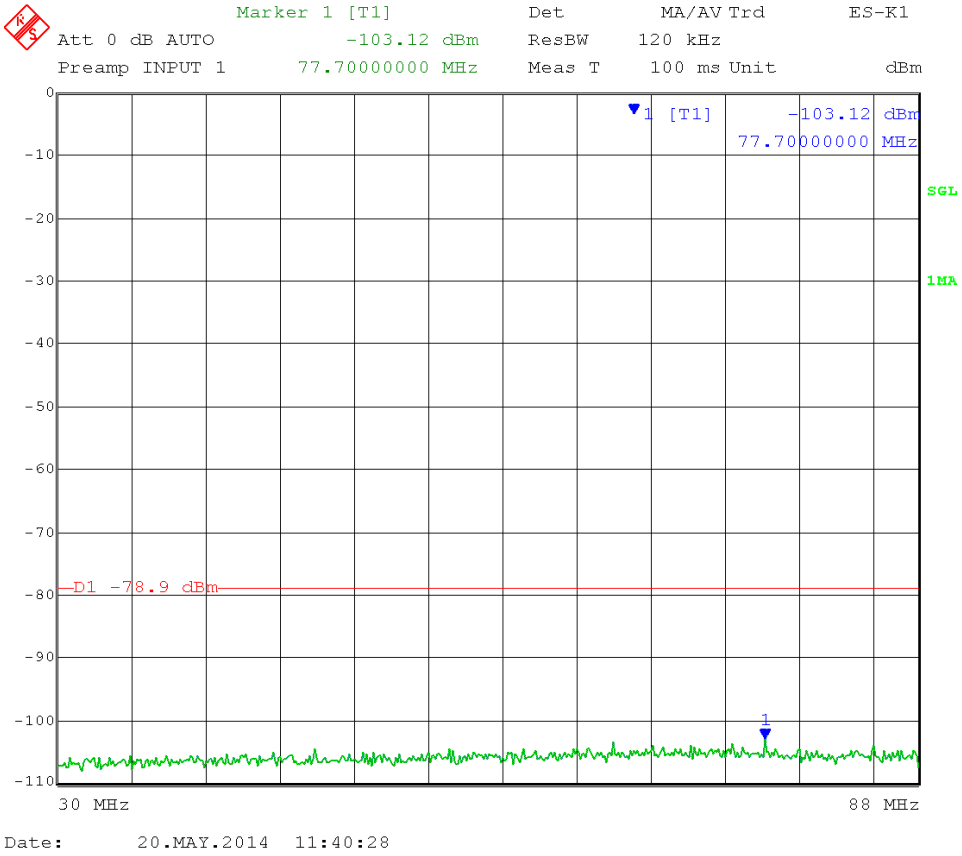

Date: 20.MAY.2014 11:40:28

Test Date: 05-20-2014
Company: Cambium Networks
EUT: ePMP 5.1 AP UNII
Test: Maximum Unwanted Emission Levels - Conducted
Operator: Craig B / Paul L
Comment: Detector Bandwidth = 120 kHz
Detector = Peak
Low Channel Transmit = 5.160 GHz 5 MHz BW
Output Power Setting: 7
Channel 0
Frequency Range: 88 MHz – 216 MHz

Per 789033 D02 General UNII Test Procedures DR02-41759, section II.G.2.(c): "an out-of-band emission that complies with both the average and peak limits of 15.209 is not required to satisfy the -27 dBm/MHz or -17 dBm/MHz maximum emission limit."

15.209 Limit 88-216 MHz: 43.5 dBµV/m @ 3 meters
RF conducted limit: 43.5 dBµV/m -95.2 (3 meters) – 4.7 (ground plane) – 3dB (MIMO) – 16 dBi antenna gain = -75.4 dBm Quasi-Peak

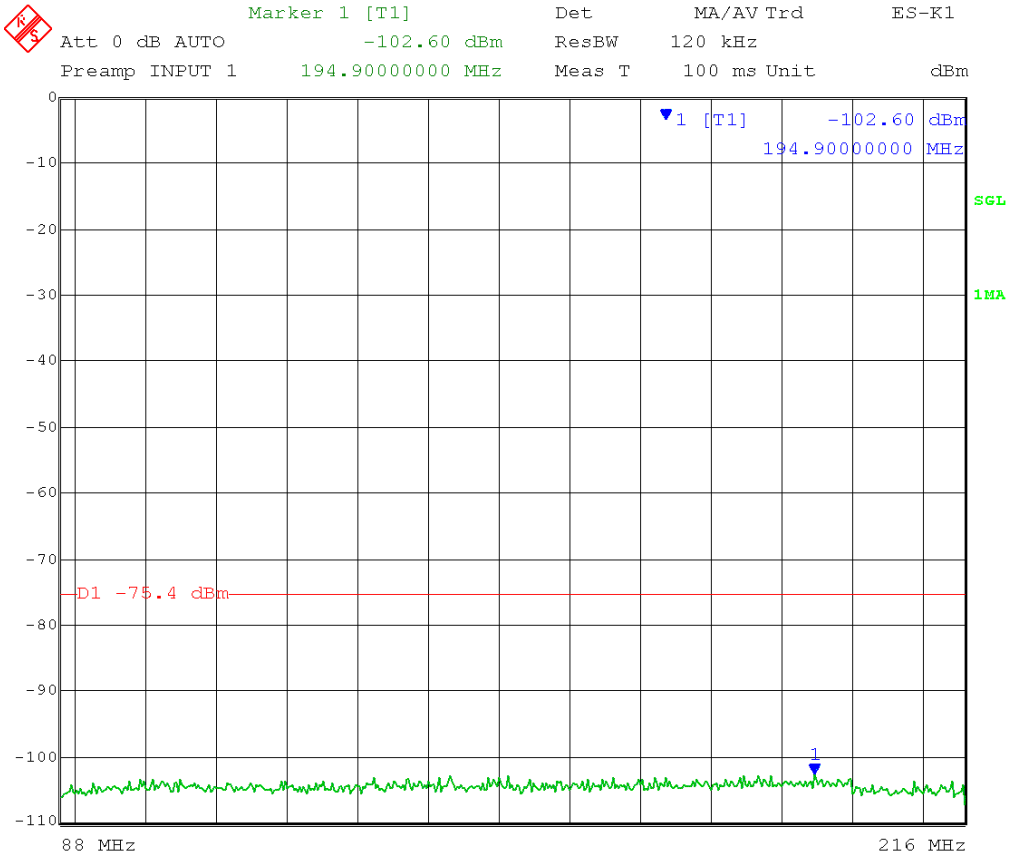

Date: 20.MAY.2014 12:18:08

Test Date: 05-20-2014
Company: Cambium Networks
EUT: ePMP 5.1 AP UNII
Test: Maximum Unwanted Emission Levels - Conducted
Operator: Craig B / Paul L
Comment: Detector Bandwidth = 120 kHz
Detector = Peak
Low Channel Transmit = 5.160 GHz 5 MHz BW
Output Power Setting: 7
Channel 0
Frequency Range: 216 MHz – 960 MHz

Per 789033 D02 General UNII Test Procedures DR02-41759, section II.G.2.(c): "an out-of-band emission that complies with both the average and peak limits of 15.209 is not required to satisfy the -27 dBm/MHz or -17 dBm/MHz maximum emission limit."

15.209 Limit 216-960 MHz: 46 dBµV/m @ 3 meters
RF conducted limit: 46 dBµV/m -95.2 (3 meters) – 4.7 (ground plane) – 3dB (MIMO) – 16 dBi antenna gain = -72.9 dBm Quasi-Peak

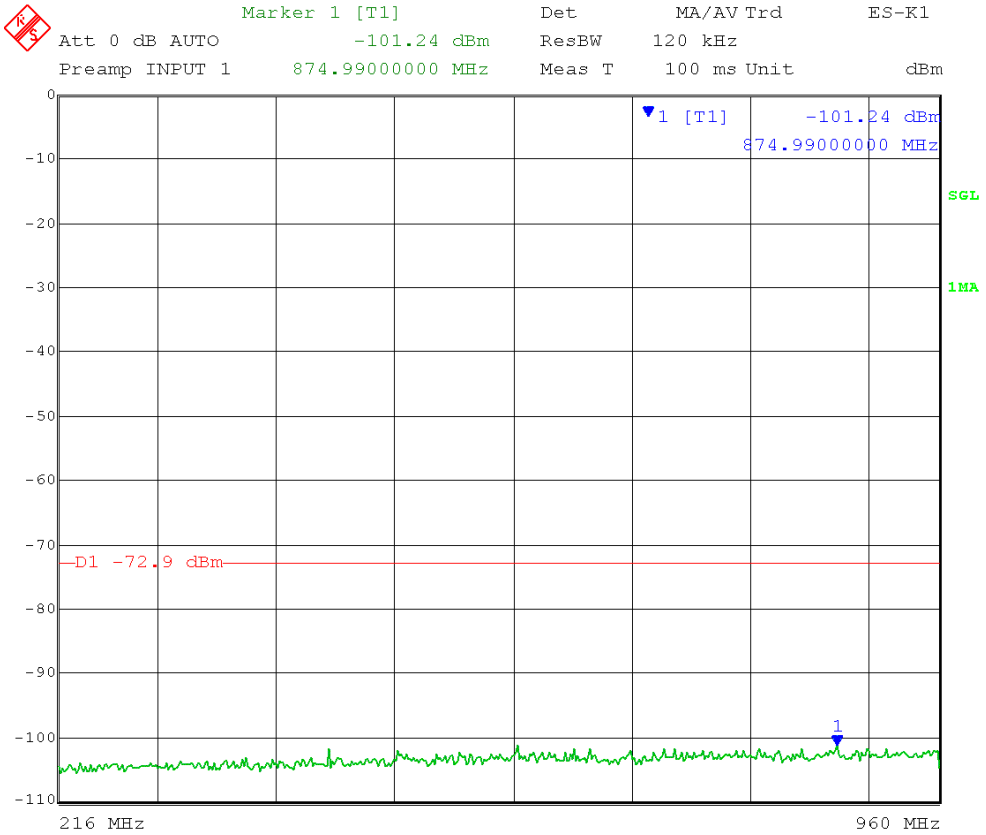

Date: 20.MAY.2014 12:21:52

Test Date: 05-20-2014
Company: Cambium Networks
EUT: ePMP 5.1 AP UNII
Test: Maximum Unwanted Emission Levels - Conducted
Operator: Craig B / Paul L
Comment: Detector Bandwidth = 120 kHz
Detector = Peak
Low Channel Transmit = 5.160 GHz 5 MHz BW
Output Power Setting: 7
Channel 0
Frequency Range: 960 MHz – 1000 MHz

Per 789033 D02 General UNII Test Procedures DR02-41759, section II.G.2.(c): "an out-of-band emission that complies with both the average and peak limits of 15.209 is not required to satisfy the -27 dBm/MHz or -17 dBm/MHz maximum emission limit."

15.209 Limit 960-1000 MHz: 54 dBµV/m @ 3 meters
RF conducted limit: 54 dBµV/m -95.2 (3 meters) – 4.7 (ground plane) – 3dB (MIMO) – 16 dBi antenna gain = -64.9 dBm Quasi-Peak

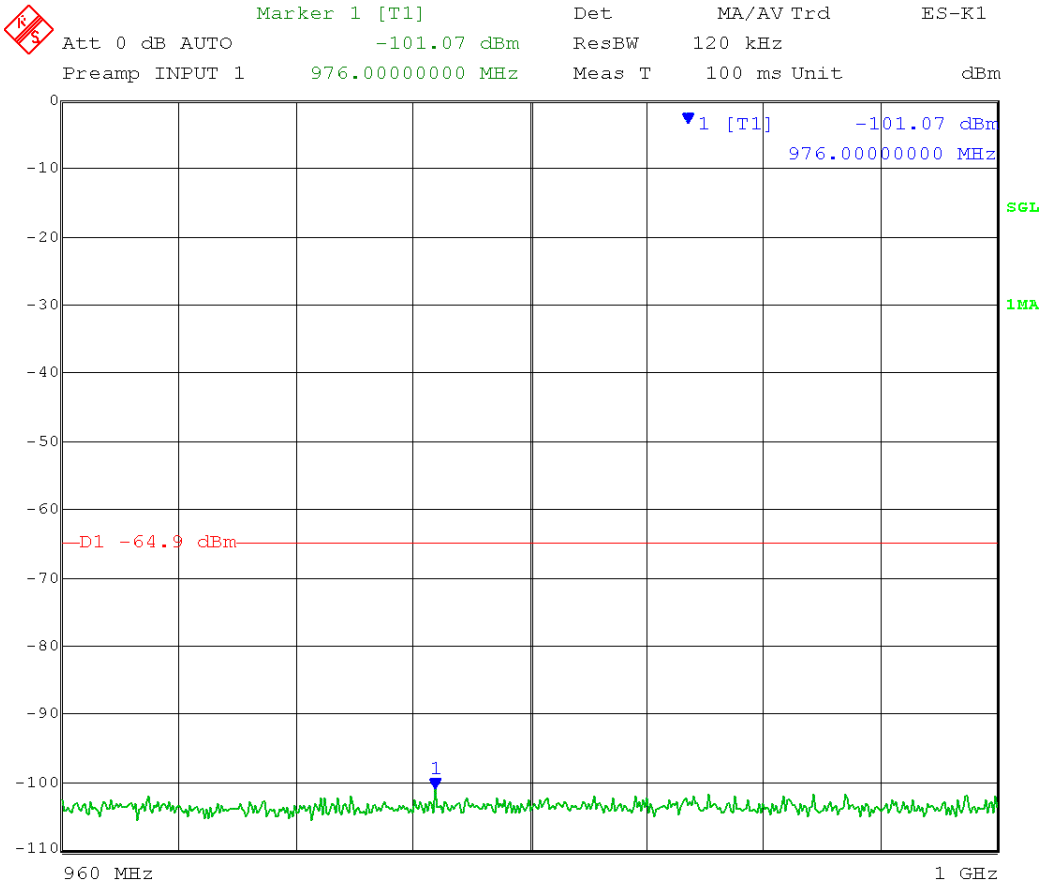

Date: 20.MAY.2014 12:33:36

Test Date: 05-28-2014
Company: Cambium Networks
EUT: ePMP 5.1 AP UNII
Test: Maximum Unwanted Emission Levels - Conducted
Operator: Craig B / Paul L
Comment: Detector Bandwidth = 1 MHz
Detector = RMS
Low Channel Transmit = 5.160 GHz 5 MHz BW
Output Power Setting: 7
Channel 0
Frequency Range: 1 – 4.5 GHz

Per 789033 D02 General UNII Test Procedures DR02-41759, section II.G.2.(c): "an out-of-band emission that complies with both the average and peak limits of 15.209 is not required to satisfy the -27 dBm/MHz or -17 dBm/MHz maximum emission limit."

15.209 Average limit: 54 dBµV/m @ 3 meters
RF conducted limit: 54 dBµV/m -95.2 (3 meters) – 3 dB (MIMO) – 16 dBi antenna gain = -60.2 dBm Average

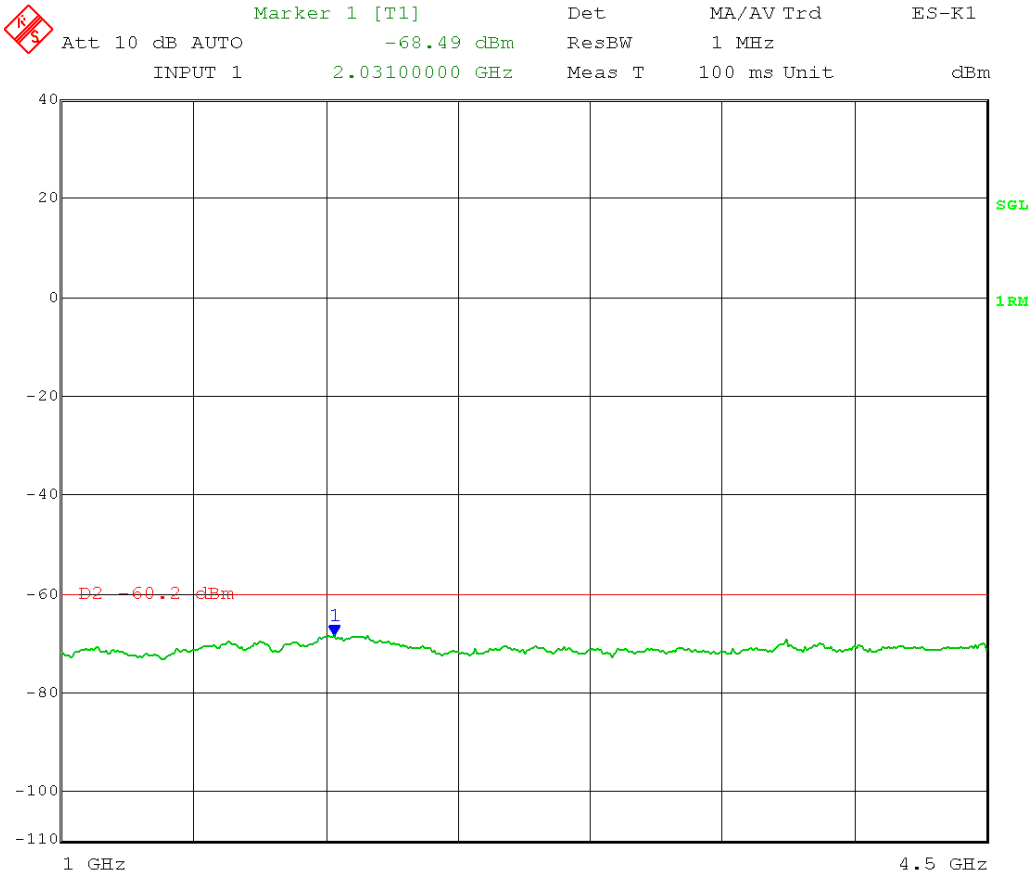

Date: 28.MAY.2014 13:18:28

Test Date: 05-20-2014
Company: Cambium Networks
EUT: ePMP 5.1 AP UNII
Test: Maximum Unwanted Emission Levels - Conducted
Operator: Craig B / Paul L
Comment: Detector Bandwidth = 1 MHz
Detector = Peak
Low Channel Transmit = 5.160 GHz 5 MHz BW
Output Power Setting: 7
Channel 0
Frequency Range: 1 – 4.5 GHz

Per 789033 D02 General UNII Test Procedures DR02-41759, section II.G.2.(c): "an out-of-band emission that complies with both the average and peak limits of 15.209 is not required to satisfy the -27 dBm/MHz or -17 dBm/MHz maximum emission limit."

15.209 Peak limit: 74 dBµV/m @ 3 meters
RF conducted limit: 74 dBµV/m -95.2 (3 meters) – 3 dB (MIMO) – 16 dBi antenna gain = -40.2 dBm Peak

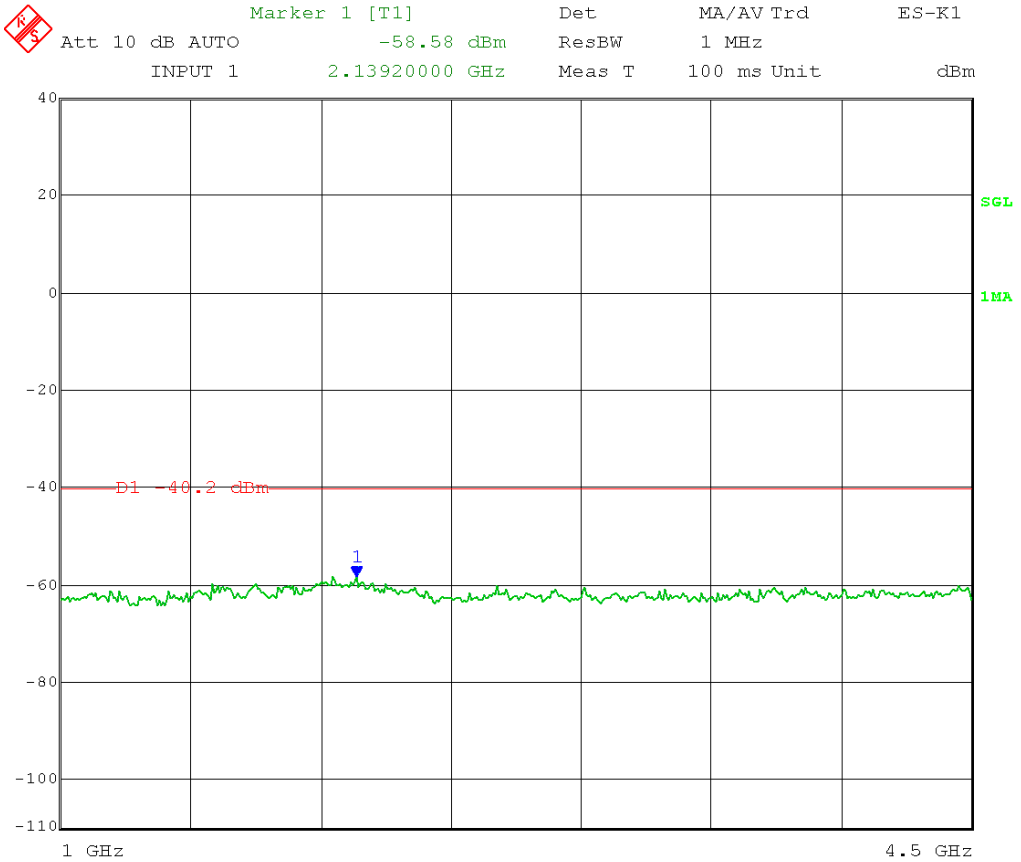

Date: 28.MAY.2014 13:18:55

Test Date: 05-28-2014
Company: Cambium Networks
EUT: ePMP 5.1 AP UNII
Test: Maximum Unwanted Emission Levels - Conducted
Operator: Craig B / Paul L
Comment: Detector Bandwidth = 1 MHz
Detector = RMS
Low Channel Transmit = 5.160 GHz 5 MHz BW
Output Power Setting: 7
Channel 0
Frequency Range: 5.46 – 7 GHz

Per 789033 D02 General UNII Test Procedures DR02-41759, section II.G.2.(c): "an out-of-band emission that complies with both the average and peak limits of 15.209 is not required to satisfy the -27 dBm/MHz or -17 dBm/MHz maximum emission limit."

15.209 Average limit: 54 dBµV/m @ 3 meters
RF conducted limit: 54 dBµV/m -95.2 (3 meters) – 3 dB (MIMO) – 16 dBi antenna gain = -60.2 dBm Average

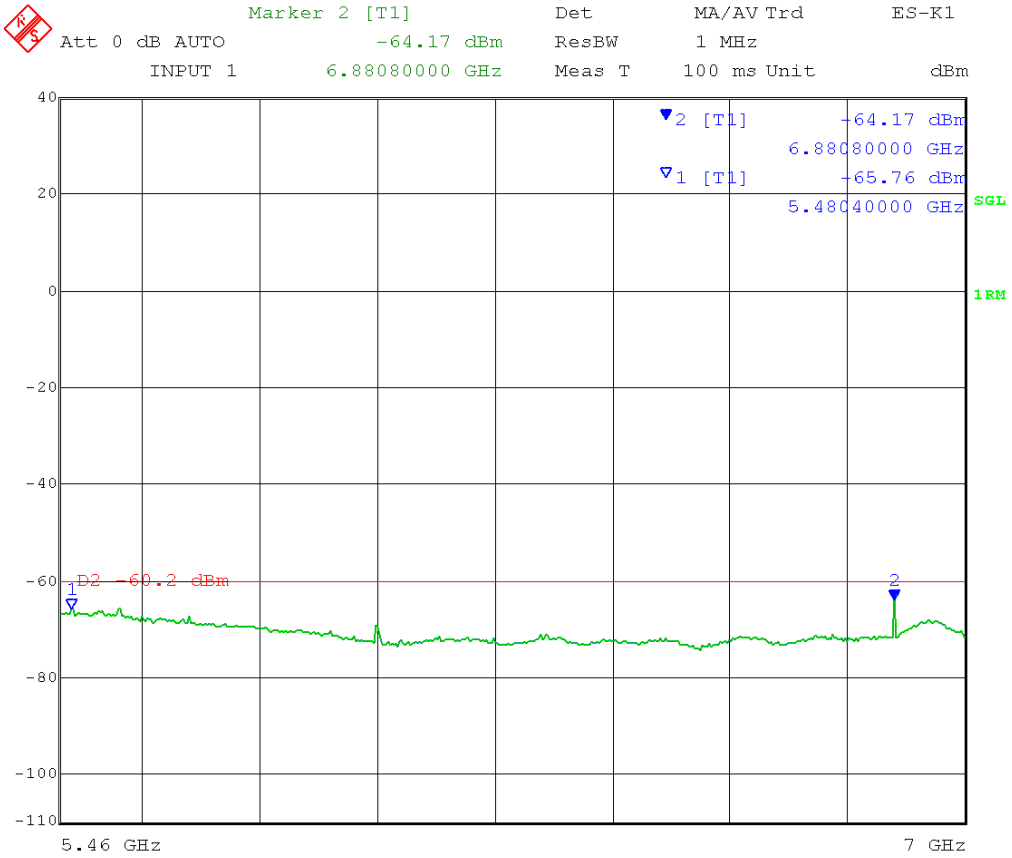

Date: 28.MAY.2014 13:31:53

Test Date: 05-28-2014
Company: Cambium Networks
EUT: ePMP 5.1 AP UNII
Test: Maximum Unwanted Emission Levels - Conducted
Operator: Craig B / Paul L
Comment: Detector Bandwidth = 1 MHz
Detector = Peak
Low Channel Transmit = 5.160 GHz 5 MHz BW
Output Power Setting: 7
Channel 0
Frequency Range: 5.46 – 7 GHz

Per 789033 D02 General UNII Test Procedures DR02-41759, section II.G.2.(c): "an out-of-band emission that complies with both the average and peak limits of 15.209 is not required to satisfy the -27 dBm/MHz or -17 dBm/MHz maximum emission limit."

15.209 Peak limit: 74 dBµV/m @ 3 meters
RF conducted limit: 74 dBµV/m -95.2 (3 meters) – 3 dB (MIMO) – 16 dBi antenna gain = -40.2 dBm Peak

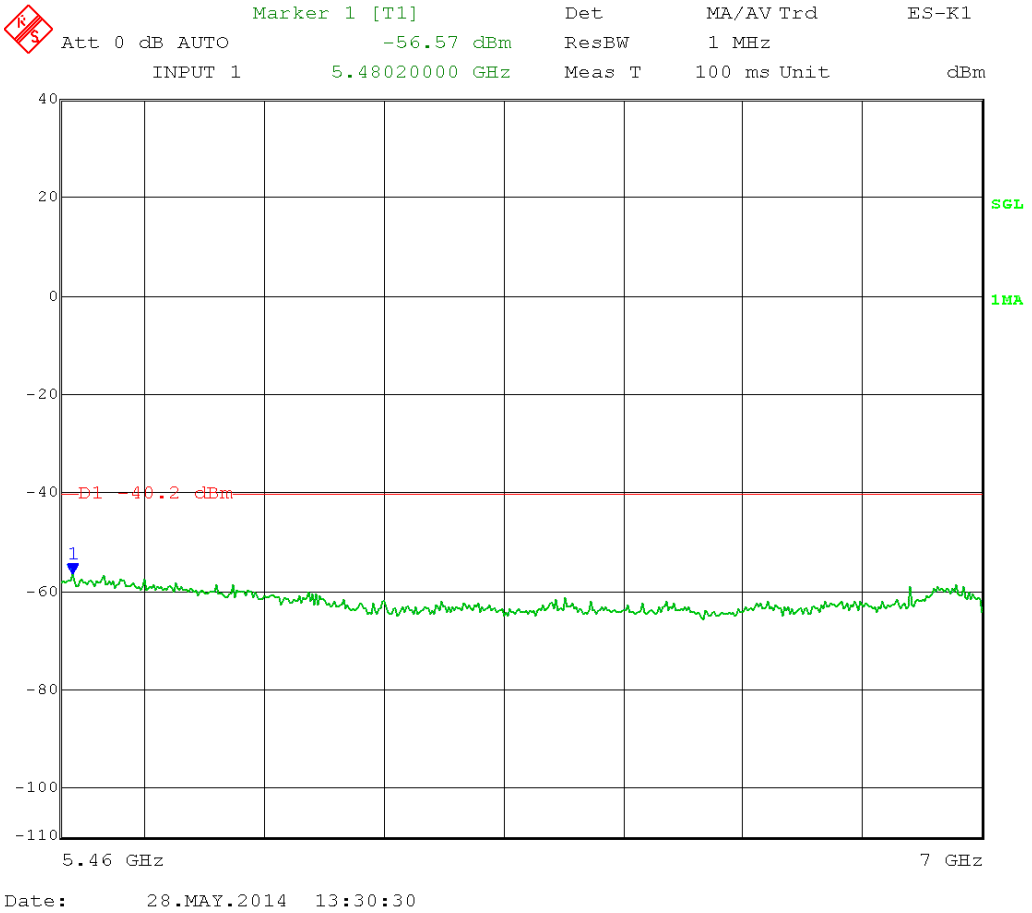

Date: 28.MAY.2014 13:30:30

Test Date: 05-28-2014
Company: Cambium Networks
EUT: ePMP 5.1 AP UNII
Test: Maximum Unwanted Emission Levels - Conducted
Operator: Craig B / Paul L
Comment: Detector Bandwidth = 1 MHz
Detector = RMS
Low Channel Transmit = 5.160 GHz 5 MHz BW
Output Power Setting: 7
Channel 0
Frequency Range: 7 – 18 GHz

Per 789033 D02 General UNII Test Procedures DR02-41759, section II.G.2.(c): "an out-of-band emission that complies with both the average and peak limits of 15.209 is not required to satisfy the -27 dBm/MHz or -17 dBm/MHz maximum emission limit."

15.209 Average limit: 54 dBµV/m @ 3 meters
RF conducted limit: 54 dBµV/m -95.2 (3 meters) – 3 dB (MIMO) – 16 dBi antenna gain = -60.2 dBm Average

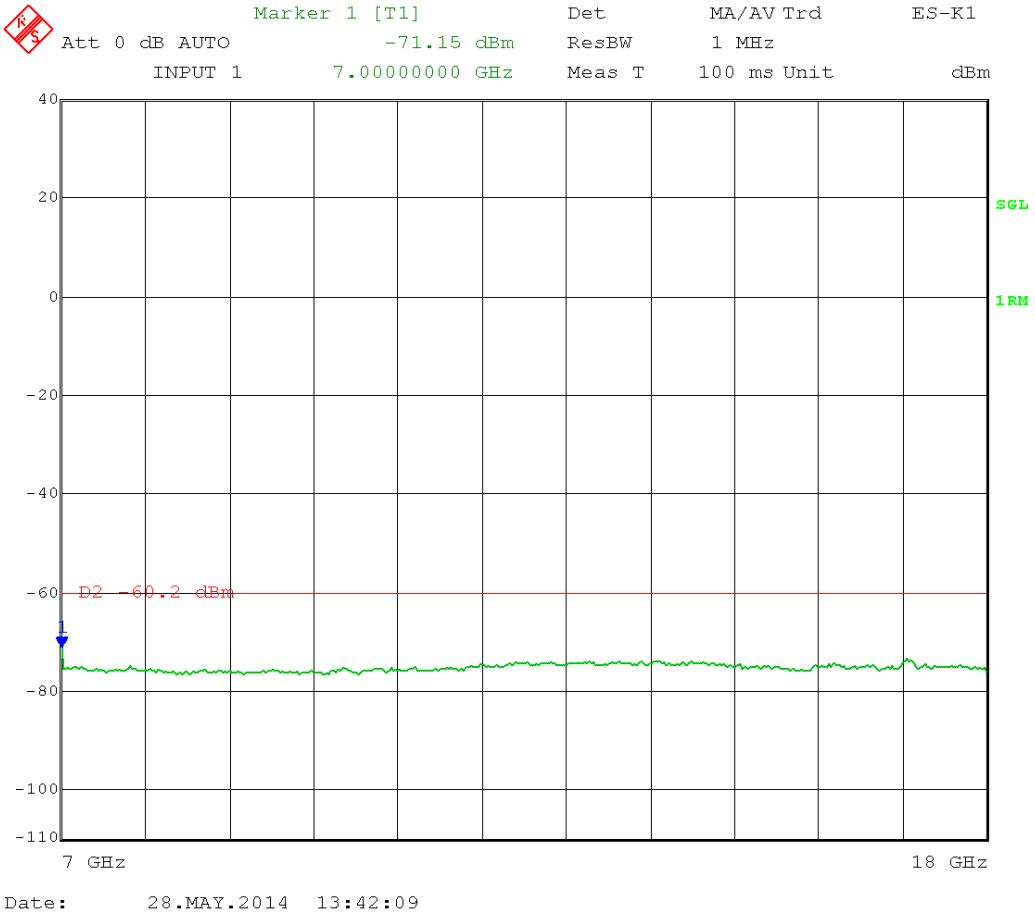

Test Date: 05-28-2014
Company: Cambium Networks
EUT: ePMP 5.1 AP UNII
Test: Maximum Unwanted Emission Levels - Conducted
Operator: Craig B / Paul L
Comment: Detector Bandwidth = 1 MHz
Detector = Peak
Low Channel Transmit = 5.160 GHz 5 MHz BW
Output Power Setting: 7
Channel 0
Frequency Range: 7 – 18 GHz

Per 789033 D02 General UNII Test Procedures DR02-41759, section II.G.2.(c): "an out-of-band emission that complies with both the average and peak limits of 15.209 is not required to satisfy the -27 dBm/MHz or -17 dBm/MHz maximum emission limit."

15.209 Peak limit: 74 dBµV/m @ 3 meters
RF conducted limit: 74 dBµV/m -95.2 (3 meters) – 3 dB (MIMO) – 16 dBi antenna gain = -40.2 dBm Peak

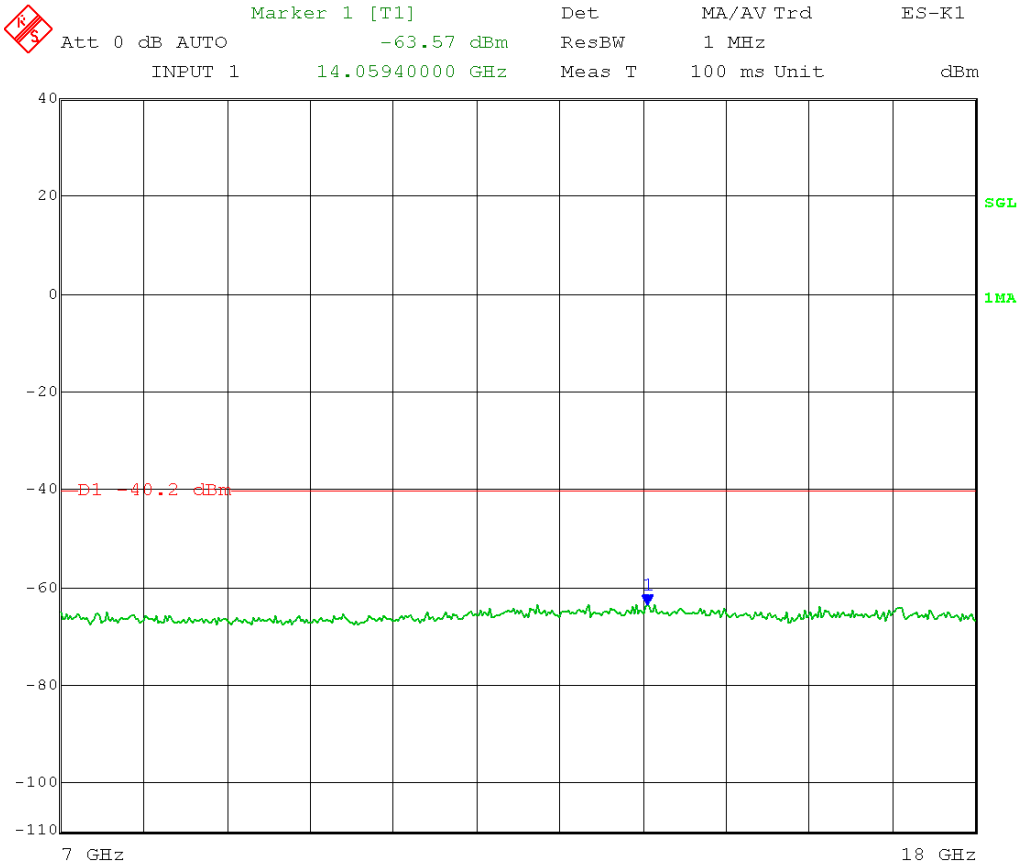

Date: 28.MAY.2014 13:41:28

Test Date: 05-28-2014
Company: Cambium Networks
EUT: ePMP 5.1 AP UNII
Test: Maximum Unwanted Emission Levels - Conducted
Operator: Craig B / Paul L
Comment: Detector Bandwidth = 1 MHz
Detector = RMS
Low Channel Transmit = 5.160 GHz 5 MHz BW
Output Power Setting: 7
Channel 0
Frequency Range: 18 – 26.5 GHz

Per 789033 D02 General UNII Test Procedures DR02-41759, section II.G.2.(c): "an out-of-band emission that complies with both the average and peak limits of 15.209 is not required to satisfy the -27 dBm/MHz or -17 dBm/MHz maximum emission limit."

15.209 Average limit: 54 dBµV/m @ 3 meters
RF conducted limit: 54 dBµV/m -95.2 (3 meters) – 3 dB (MIMO) – 16 dBi antenna gain = -60.2 dBm Average

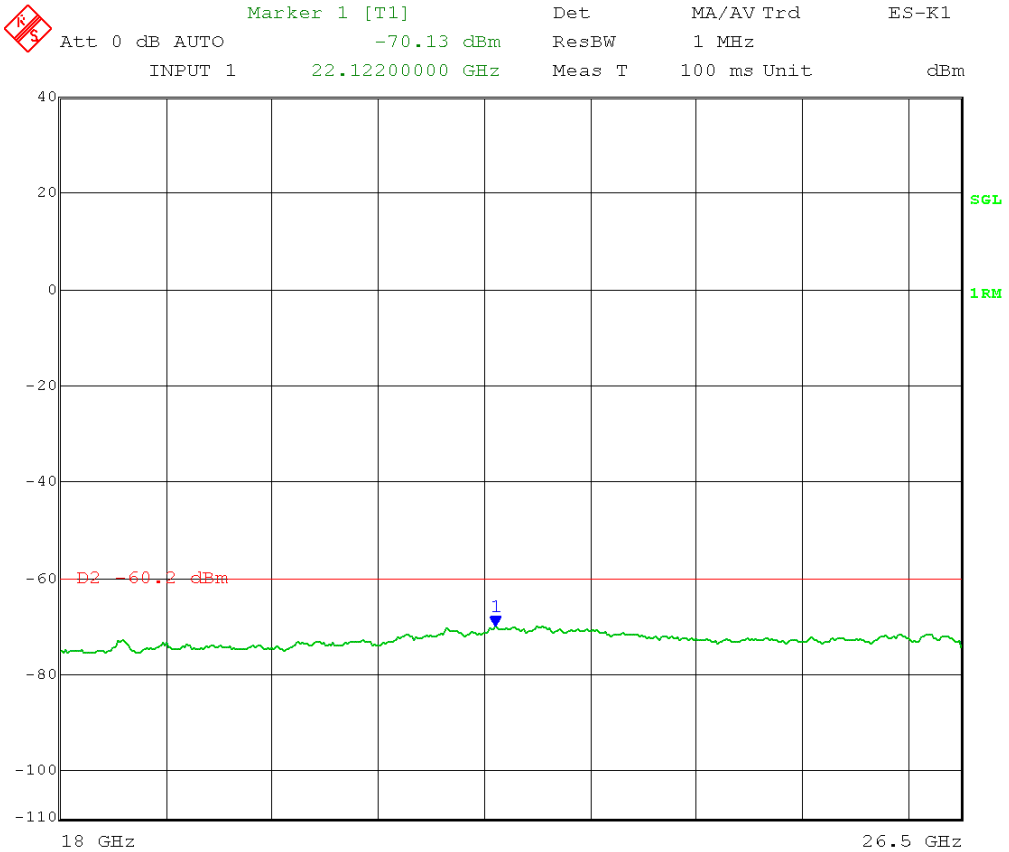

Date: 28.MAY.2014 13:57:58

Test Date: 05-28-2014
Company: Cambium Networks
EUT: ePMP 5.1 AP UNII
Test: Maximum Unwanted Emission Levels - Conducted
Operator: Craig B / Paul L
Comment: Detector Bandwidth = 1 MHz
Detector = Peak
Low Channel Transmit = 5.160 GHz 5 MHz BW
Output Power Setting: 7
Channel 0
Frequency Range: 18 – 26.5 GHz

Per 789033 D02 General UNII Test Procedures DR02-41759, section II.G.2.(c): "an out-of-band emission that complies with both the average and peak limits of 15.209 is not required to satisfy the -27 dBm/MHz or -17 dBm/MHz maximum emission limit."

15.209 Peak limit: 74 dBµV/m @ 3 meters
RF conducted limit: 74 dBµV/m -95.2 (3 meters) – 3 dB (MIMO) – 16 dBi antenna gain = -40.2 dBm Peak

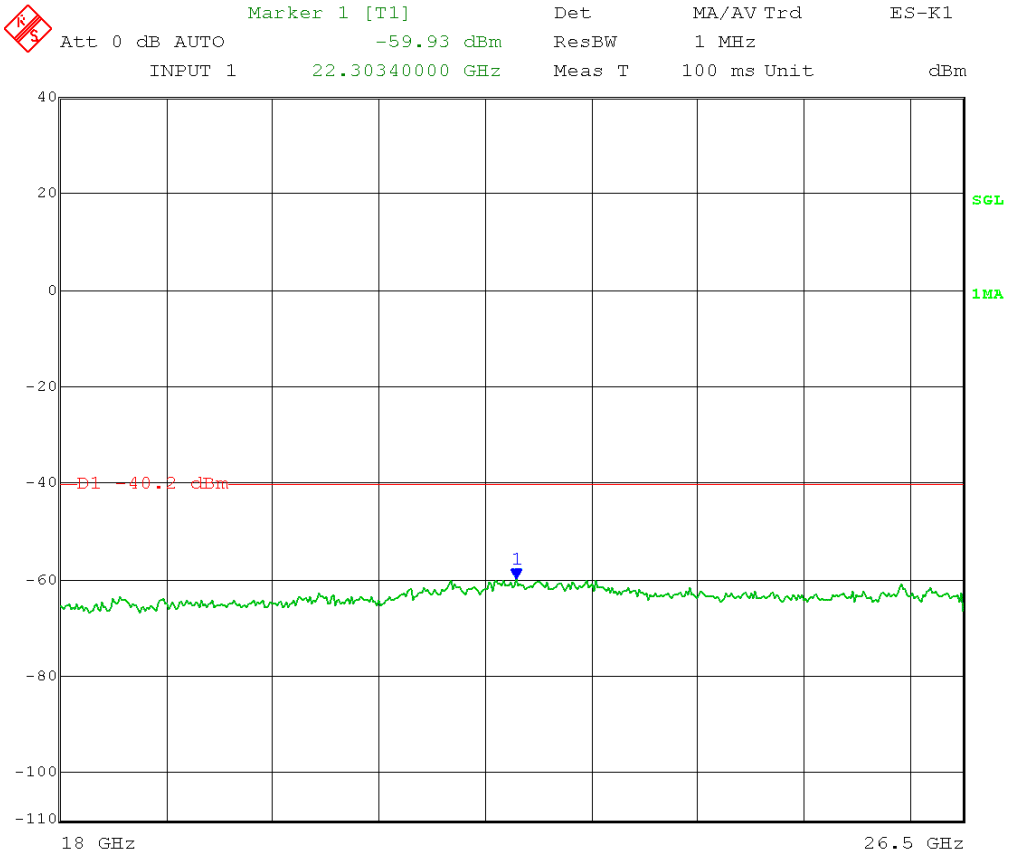

Date: 28.MAY.2014 13:57:18

Test Date: 05-28-2014
Company: Cambium Networks
EUT: ePMP 5.1 AP UNII
Test: Maximum Unwanted Emission Levels - Conducted
Operator: Craig B / Paul L
Comment: Detector Bandwidth = 1 MHz
Detector = RMS
Low Channel Transmit = 5.160 GHz 5 MHz BW
Output Power Setting: 7
Channel 0
Frequency Range: 26.5 – 40 GHz

Per 789033 D02 General UNII Test Procedures DR02-41759, section II.G.2.(c): "an out-of-band emission that complies with both the average and peak limits of 15.209 is not required to satisfy the -27 dBm/MHz or -17 dBm/MHz maximum emission limit."

15.209 Average limit: 54 dBµV/m @ 3 meters
RF conducted limit: 54 dBµV/m -95.2 (3 meters) – 3 dB (MIMO) – 16 dBi antenna gain = -60.2 dBm Average

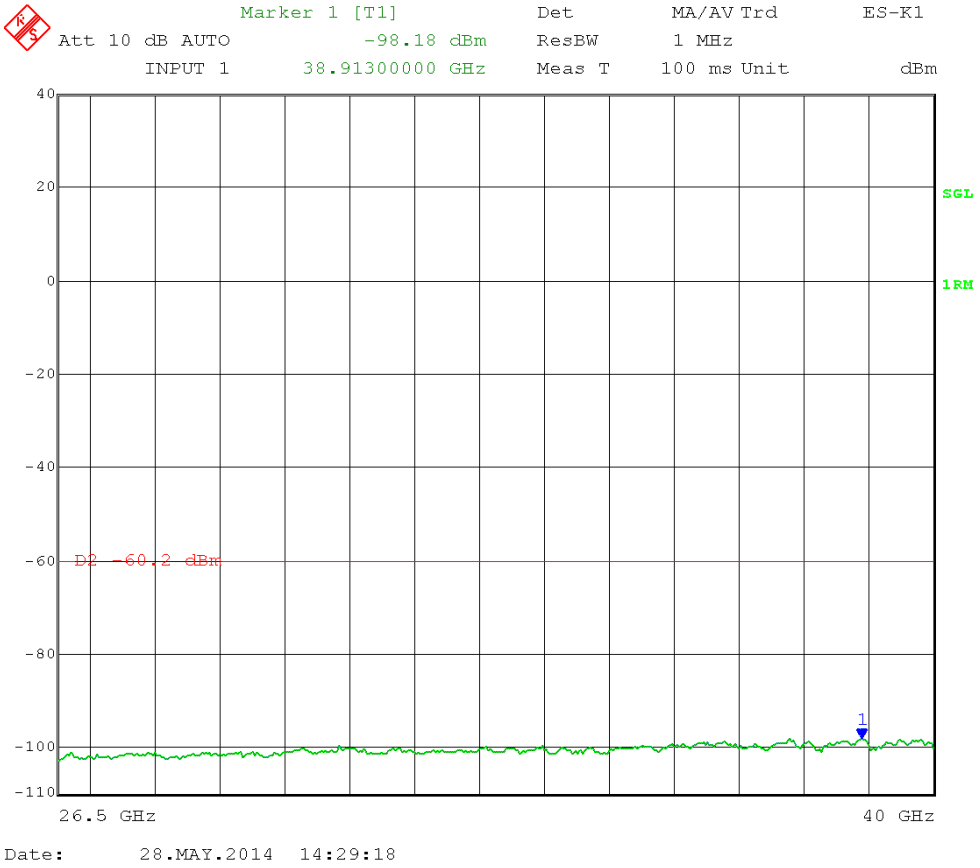

Test Date: 05-28-2014
Company: Cambium Networks
EUT: ePMP 5.1 AP UNII
Test: Maximum Unwanted Emission Levels - Conducted
Operator: Craig B / Paul L
Comment: Detector Bandwidth = 1 MHz
Detector = Peak
Low Channel Transmit = 5.160 GHz 5 MHz BW
Output Power Setting: 7
Channel 0
Frequency Range: 26.5 – 40 GHz

Per 789033 D02 General UNII Test Procedures DR02-41759, section II.G.2.(c): "an out-of-band emission that complies with both the average and peak limits of 15.209 is not required to satisfy the -27 dBm/MHz or -17 dBm/MHz maximum emission limit."

15.209 Peak limit: 74 dBµV/m @ 3 meters
RF conducted limit: 74 dBµV/m -95.2 (3 meters) – 3 dB (MIMO) – 16 dBi antenna gain = -40.2 dBm Peak

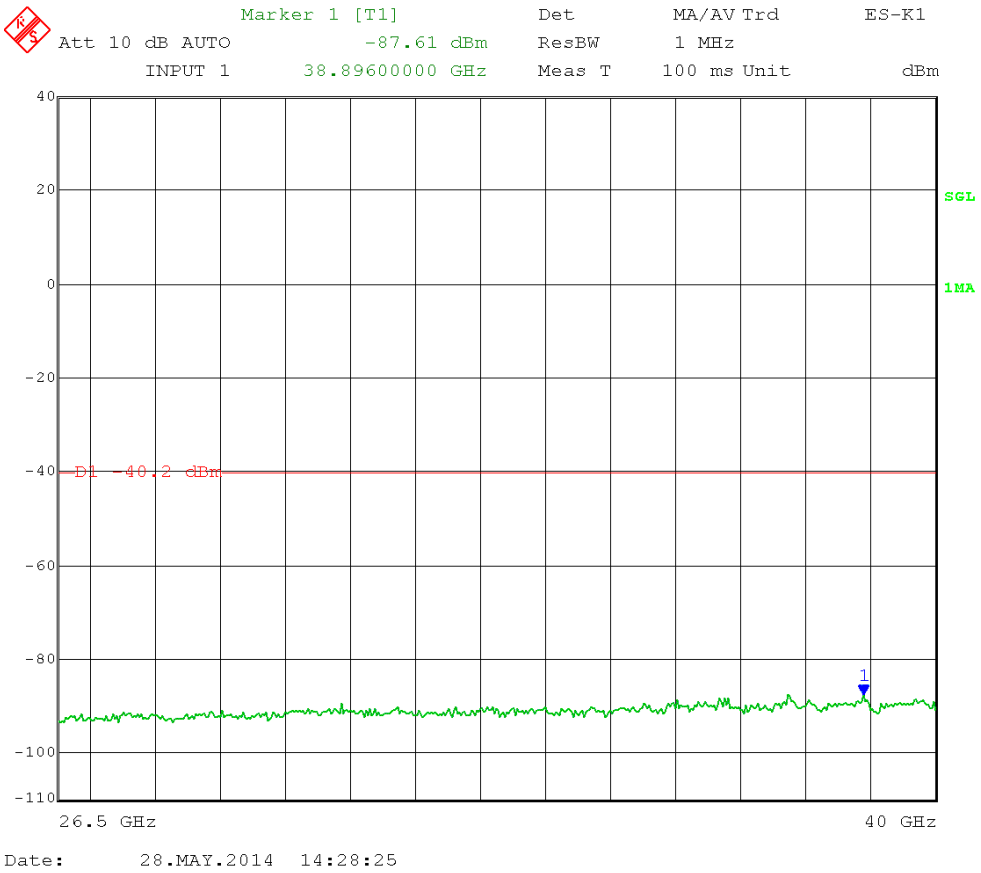

Test Date: 05-20-2014
Company: Cambium Networks
EUT: ePMP 5.1 AP UNII
Test: Maximum Unwanted Emission Levels - Conducted
Operator: Craig B / Paul L
Comment: Detector Bandwidth = 120 kHz
Detector = Peak
Mid Channel Transmit = 5.200 GHz 5 MHz BW
Output Power Setting: 6
Channel 0
Frequency Range 30 MHz – 88 MHz

Per 789033 D02 General UNII Test Procedures DR02-41759, section II.G.2.(c): "an out-of-band emission that complies with both the average and peak limits of 15.209 is not required to satisfy the -27 dBm/MHz or -17 dBm/MHz maximum emission limit."

15.209 Limit 30-88 MHz: 40 dBµV/m @ 3 meters
RF conducted limit: 40 dBµV/m -95.2 (3 meters) – 4.7 (ground plane) – 3dB (MIMO) – 16 dBi antenna gain = -78.9 dBm Quasi-Peak

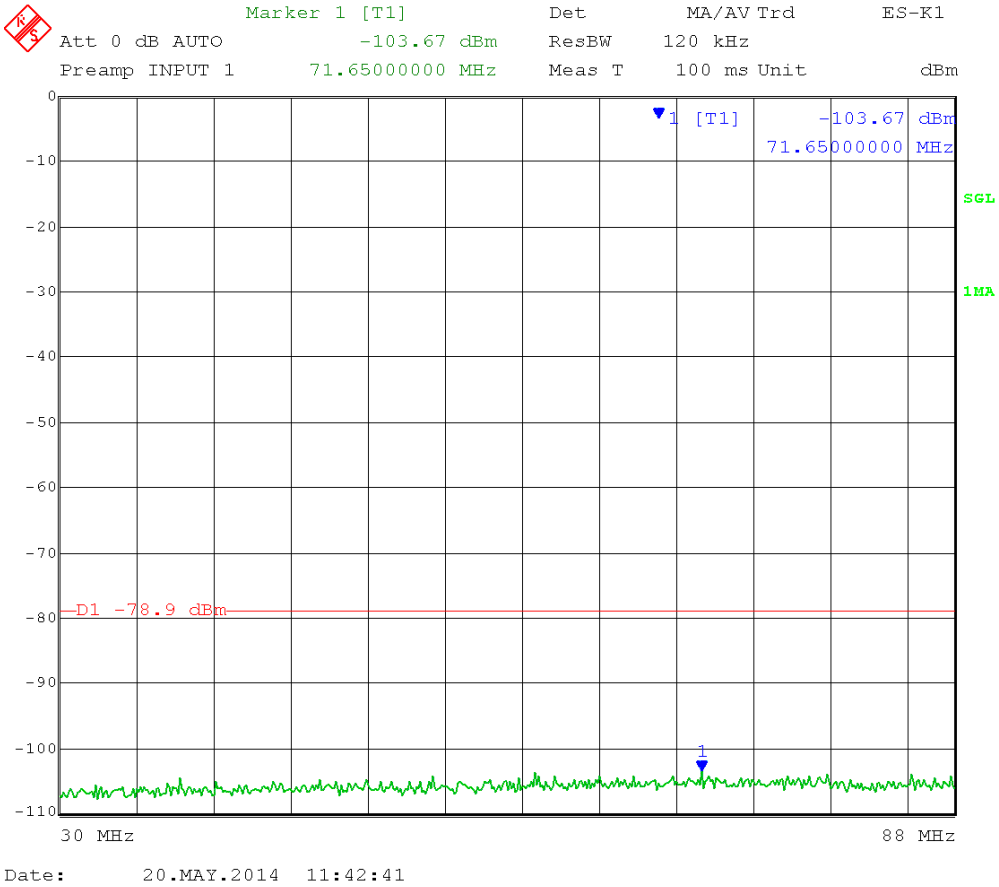

Date: 20.MAY.2014 11:42:41

Test Date: 05-20-2014
Company: Cambium Networks
EUT: ePMP 5.1 AP UNII
Test: Maximum Unwanted Emission Levels - Conducted
Operator: Craig B / Paul L
Comment: Detector Bandwidth = 120 kHz
Detector = Peak
Mid Channel Transmit = 5.200 GHz 5 MHz BW
Output Power Setting: 6
Channel 0
Frequency Range: 88 MHz – 216 MHz

Per 789033 D02 General UNII Test Procedures DR02-41759, section II.G.2.(c): "an out-of-band emission that complies with both the average and peak limits of 15.209 is not required to satisfy the -27 dBm/MHz or -17 dBm/MHz maximum emission limit."

15.209 Limit 88-216 MHz: 43.5 dBµV/m @ 3 meters
RF conducted limit: 43.5 dBµV/m -95.2 (3 meters) – 4.7 (ground plane) – 3dB (MIMO) – 16 dBi antenna gain = -75.4 dBm Quasi-Peak

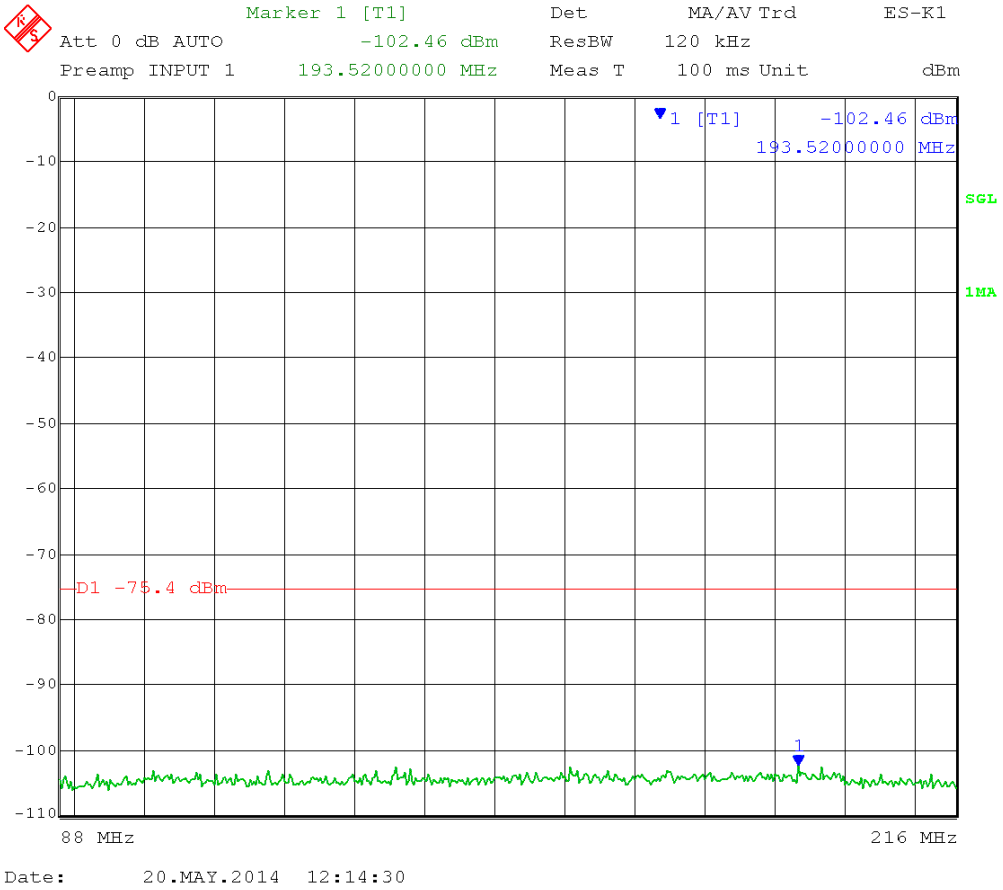

Test Date: 05-20-2014
Company: Cambium Networks
EUT: ePMP 5.1 AP UNII
Test: Maximum Unwanted Emission Levels - Conducted
Operator: Craig B / Paul L
Comment: Detector Bandwidth = 120 kHz
Detector = Peak
Mid Channel Transmit = 5.200 GHz 5 MHz BW
Output Power Setting: 6
Channel 0
Frequency Range: 216 MHz – 960 MHz

Per 789033 D02 General UNII Test Procedures DR02-41759, section II.G.2.(c): "an out-of-band emission that complies with both the average and peak limits of 15.209 is not required to satisfy the -27 dBm/MHz or -17 dBm/MHz maximum emission limit."

15.209 Limit 216-960 MHz: 46 dBµV/m @ 3 meters
RF conducted limit: 46 dBµV/m -95.2 (3 meters) – 4.7 (ground plane) – 3dB (MIMO) – 16 dBi antenna gain = -72.9 dBm Quasi-Peak

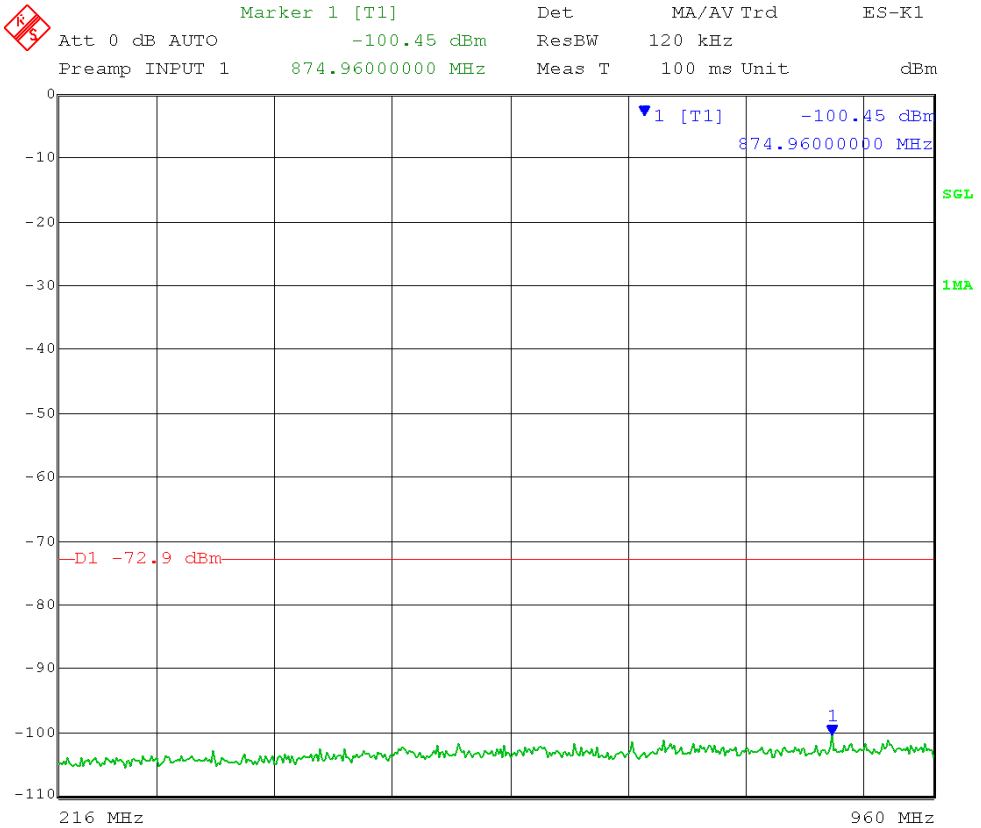

Test Date: 05-20-2014
Company: Cambium Networks
EUT: ePMP 5.1 AP UNII
Test: Maximum Unwanted Emission Levels - Conducted
Operator: Craig B / Paul L
Comment: Detector Bandwidth = 120 kHz
Detector = Peak
Mid Channel Transmit = 5.200 GHz 5 MHz BW
Output Power Setting: 6
Channel 0
Frequency Range: 960 MHz – 1000 MHz

Per 789033 D02 General UNII Test Procedures DR02-41759, section II.G.2.(c): "an out-of-band emission that complies with both the average and peak limits of 15.209 is not required to satisfy the -27 dBm/MHz or -17 dBm/MHz maximum emission limit."

15.209 Limit 960-1000 MHz: 54 dBµV/m @ 3 meters
RF conducted limit: 54 dBµV/m -95.2 (3 meters) – 4.7 (ground plane) – 3dB (MIMO) – 16 dBi antenna gain = -64.9 dBm Quasi-Peak

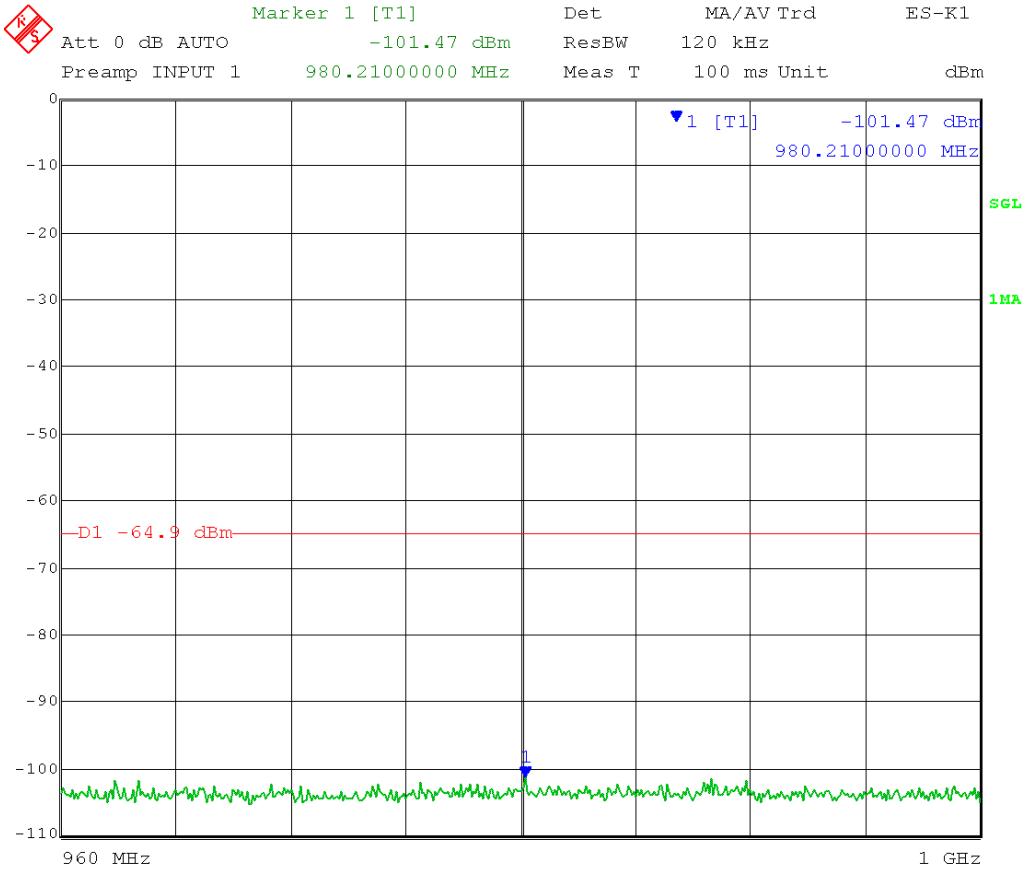

Date: 20.MAY.2014 12:32:00

Test Date: 05-28-2014
Company: Cambium Networks
EUT: ePMP 5.1 AP UNII
Test: Maximum Unwanted Emission Levels - Conducted
Operator: Craig B / Paul L
Comment: Detector Bandwidth = 1 MHz
Detector = RMS
Mid Channel Transmit = 5.200 GHz 5 MHz BW
Output Power Setting: 6
Channel 0
Frequency Range: 1 – 4.5 GHz

Per 789033 D02 General UNII Test Procedures DR02-41759, section II.G.2.(c): "an out-of-band emission that complies with both the average and peak limits of 15.209 is not required to satisfy the -27 dBm/MHz or -17 dBm/MHz maximum emission limit."

15.209 Average limit: 54 dBµV/m @ 3 meters
RF conducted limit: 54 dBµV/m -95.2 (3 meters) – 3 dB (MIMO) – 16 dBi antenna gain = -60.2 dBm Average

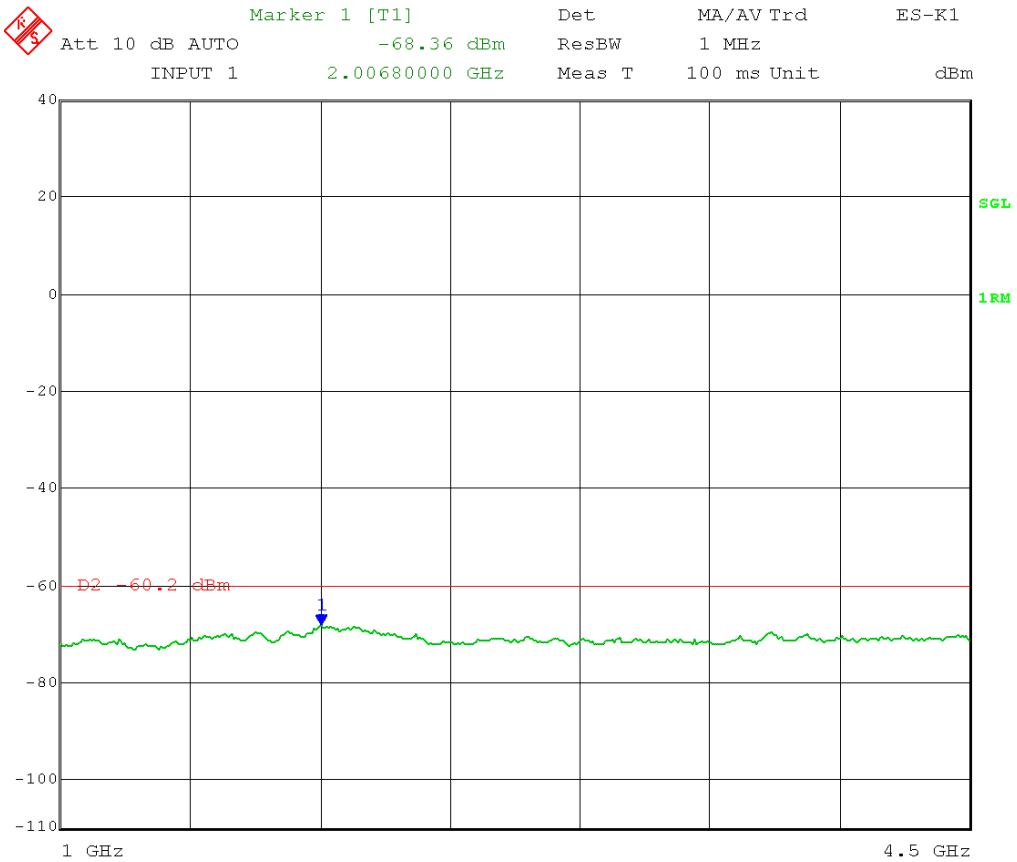

Date: 28.MAY.2014 13:20:31

Test Date: 05-20-2014
Company: Cambium Networks
EUT: ePMP 5.1 AP UNII
Test: Maximum Unwanted Emission Levels - Conducted
Operator: Craig B / Paul L
Comment: Detector Bandwidth = 1 MHz
Detector = Peak
Mid Channel Transmit = 5.200 GHz 5 MHz BW
Output Power Setting: 6
Channel 0
Frequency Range: 1 – 4.5 GHz

Per 789033 D02 General UNII Test Procedures DR02-41759, section II.G.2.(c): "an out-of-band emission that complies with both the average and peak limits of 15.209 is not required to satisfy the -27 dBm/MHz or -17 dBm/MHz maximum emission limit."

15.209 Peak limit: 74 dBµV/m @ 3 meters
RF conducted limit: 74 dBµV/m -95.2 (3 meters) – 3 dB (MIMO) – 16 dBi antenna gain = -40.2 dBm Peak

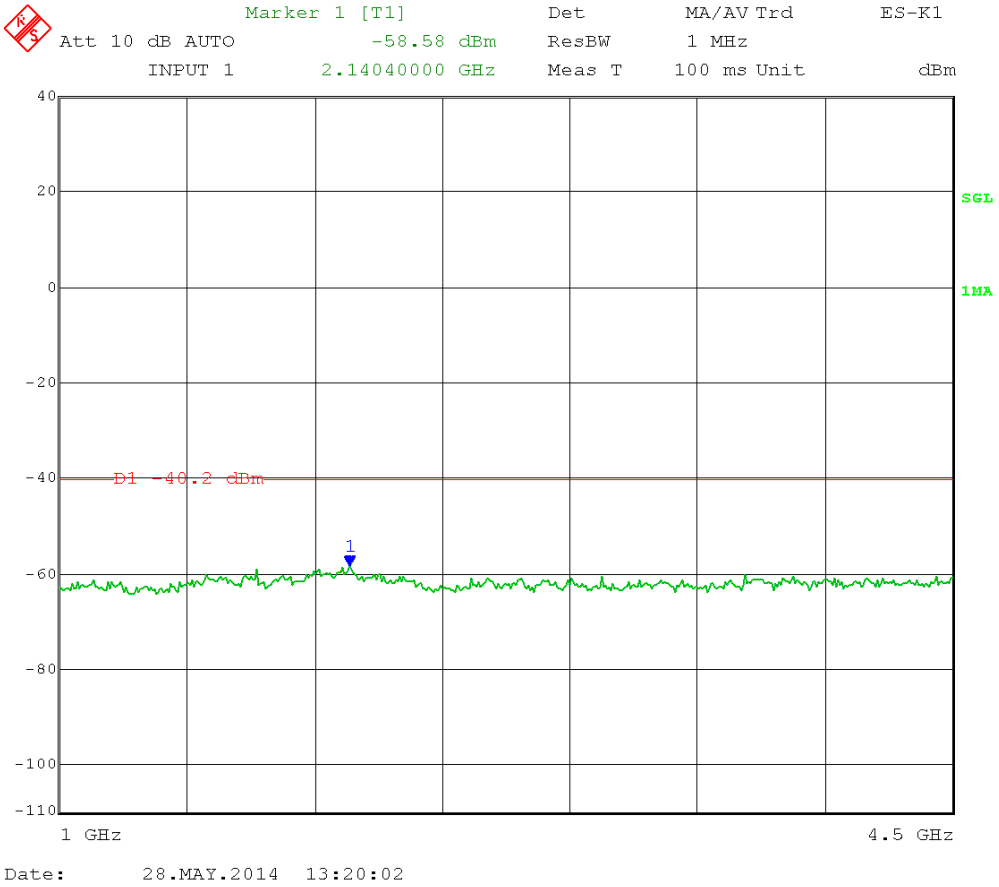

Test Date: 05-28-2014
Company: Cambium Networks
EUT: ePMP 5.1 AP UNII
Test: Maximum Unwanted Emission Levels - Conducted
Operator: Craig B / Paul L
Comment: Detector Bandwidth = 1 MHz
Detector = RMS
Mid Channel Transmit = 5.200 GHz 5 MHz BW
Output Power Setting: 6
Channel 0
Frequency Range: 5.46 – 7 GHz

Per 789033 D02 General UNII Test Procedures DR02-41759, section II.G.2.(c): "an out-of-band emission that complies with both the average and peak limits of 15.209 is not required to satisfy the -27 dBm/MHz or -17 dBm/MHz maximum emission limit."

15.209 Average limit: 54 dBµV/m @ 3 meters
RF conducted limit: 54 dBµV/m -95.2 (3 meters) – 3 dB (MIMO) – 16 dBi antenna gain = -60.2 dBm Average

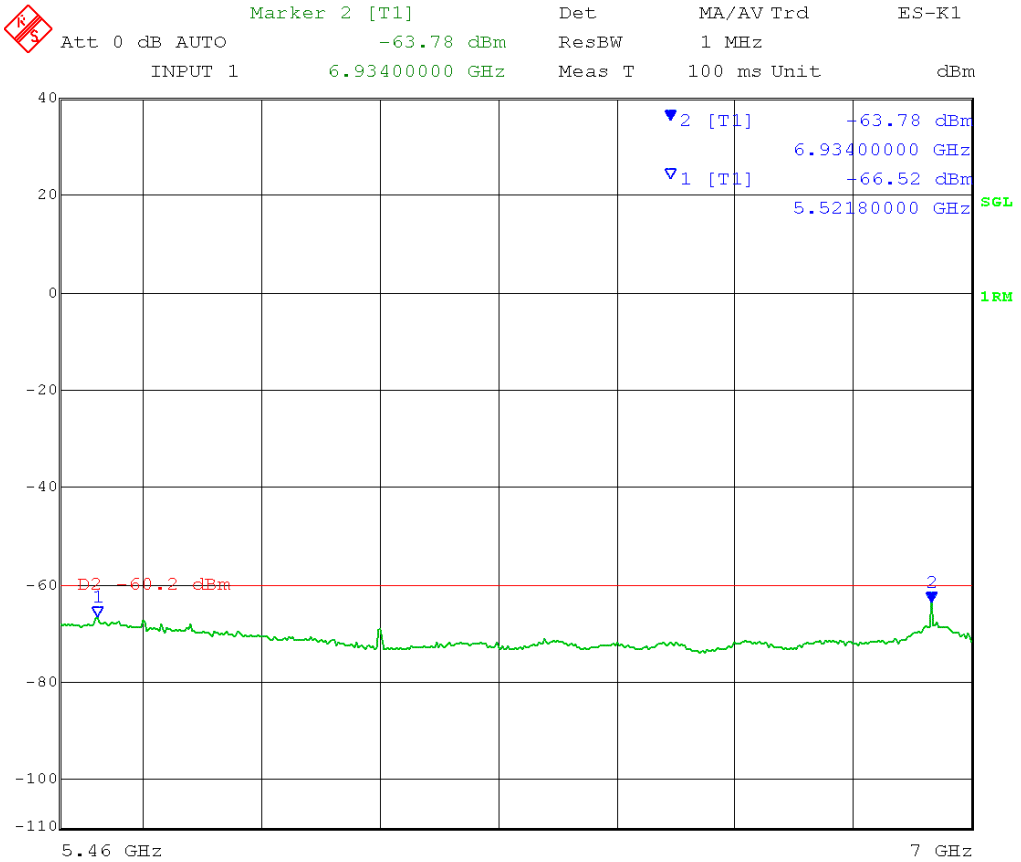

Date: 28.MAY.2014 13:33:25

Test Date: 05-28-2014
Company: Cambium Networks
EUT: ePMP 5.1 AP UNII
Test: Maximum Unwanted Emission Levels - Conducted
Operator: Craig B / Paul L
Comment: Detector Bandwidth = 1 MHz
Detector = Peak
Mid Channel Transmit = 5.200 GHz 5 MHz BW
Output Power Setting: 6
Channel 0
Frequency Range: 5.46 – 7 GHz

Per 789033 D02 General UNII Test Procedures DR02-41759, section II.G.2.(c): "an out-of-band emission that complies with both the average and peak limits of 15.209 is not required to satisfy the -27 dBm/MHz or -17 dBm/MHz maximum emission limit."

15.209 Peak limit: 74 dBµV/m @ 3 meters
RF conducted limit: 74 dBµV/m -95.2 (3 meters) – 3 dB (MIMO) – 16 dBi antenna gain = -40.2 dBm Peak

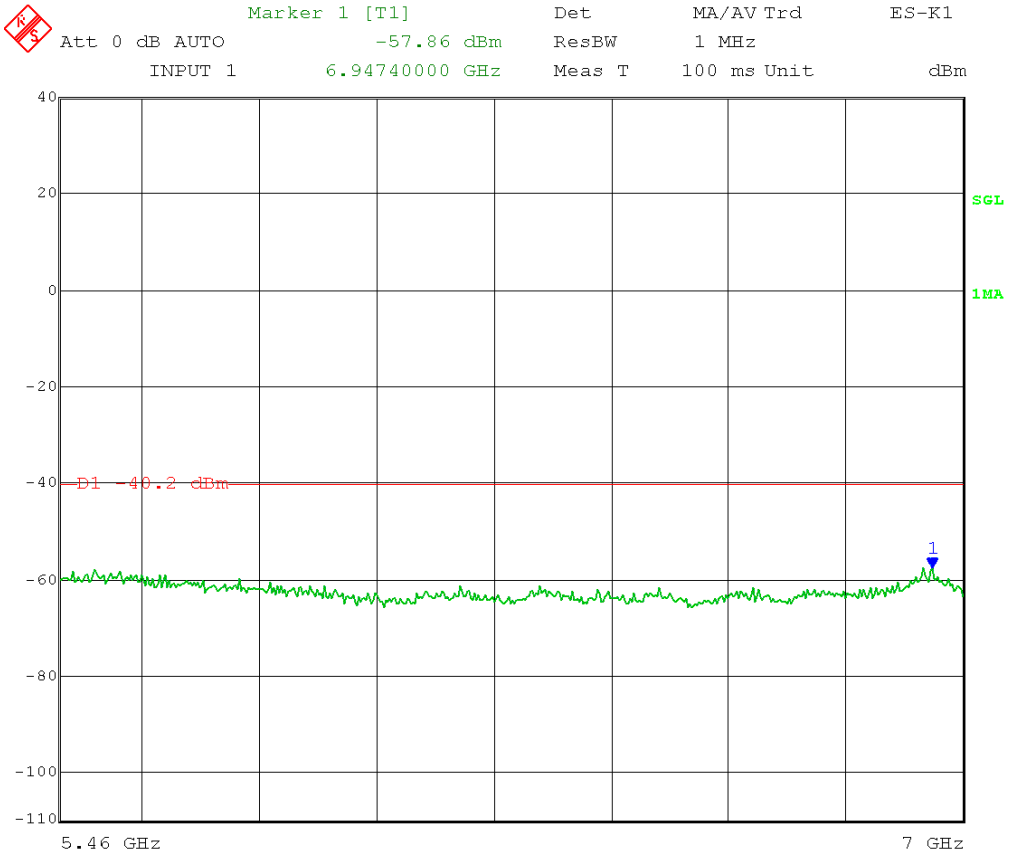

Date: 28.MAY.2014 13:34:39

Test Date: 05-28-2014
Company: Cambium Networks
EUT: ePMP 5.1 AP UNII
Test: Maximum Unwanted Emission Levels - Conducted
Operator: Craig B / Paul L
Comment: Detector Bandwidth = 1 MHz
Detector = RMS
Mid Channel Transmit = 5.200 GHz 5 MHz BW
Output Power Setting: 6
Channel 0
Frequency Range: 7 – 18 GHz

Per 789033 D02 General UNII Test Procedures DR02-41759, section II.G.2.(c): "an out-of-band emission that complies with both the average and peak limits of 15.209 is not required to satisfy the -27 dBm/MHz or -17 dBm/MHz maximum emission limit."

15.209 Average limit: 54 dBµV/m @ 3 meters
RF conducted limit: 54 dBµV/m -95.2 (3 meters) – 3 dB (MIMO) – 16 dBi antenna gain = -60.2 dBm Average

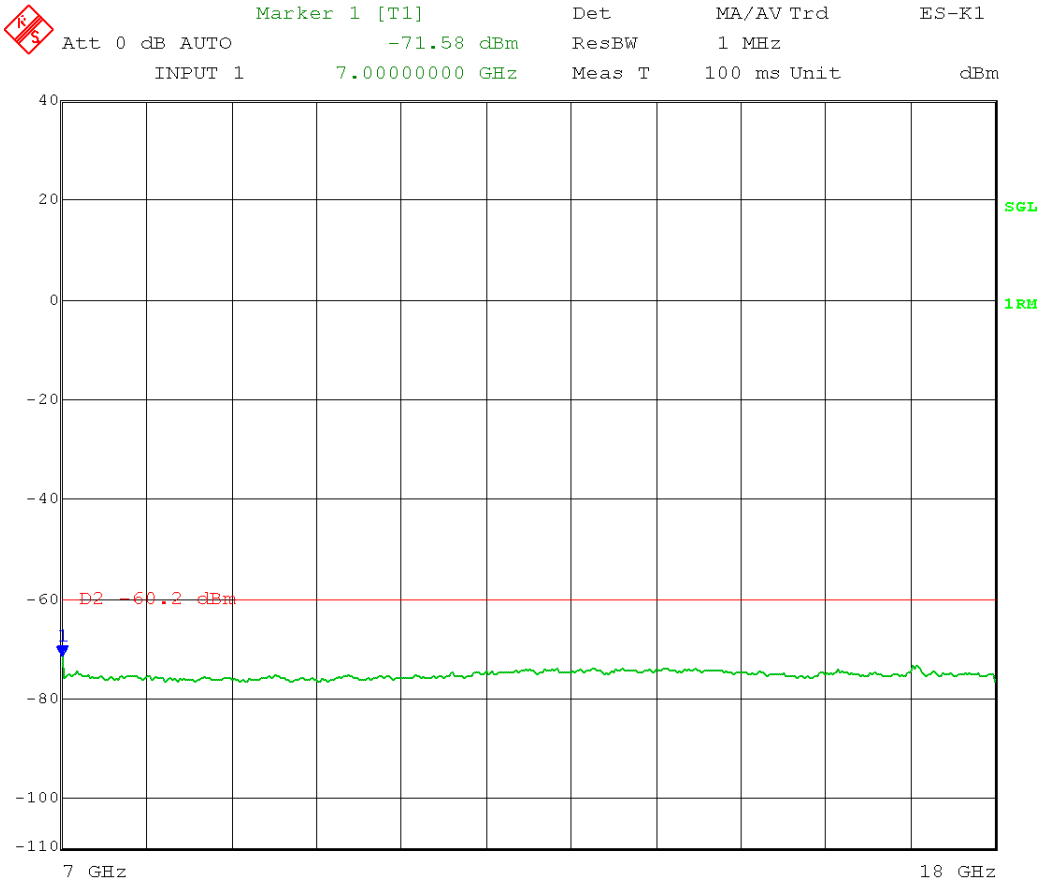

Date: 28.MAY.2014 13:44:18

Test Date: 05-28-2014
Company: Cambium Networks
EUT: ePMP 5.1 AP UNII
Test: Maximum Unwanted Emission Levels - Conducted
Operator: Craig B / Paul L
Comment: Detector Bandwidth = 1 MHz
Detector = Peak
Mid Channel Transmit = 5.200 GHz 5 MHz BW
Output Power Setting: 6
Channel 0
Frequency Range: 7 – 18 GHz

Per 789033 D02 General UNII Test Procedures DR02-41759, section II.G.2.(c): "an out-of-band emission that complies with both the average and peak limits of 15.209 is not required to satisfy the -27 dBm/MHz or -17 dBm/MHz maximum emission limit."

15.209 Peak limit: 74 dBµV/m @ 3 meters
RF conducted limit: 74 dBµV/m -95.2 (3 meters) – 3 dB (MIMO) – 16 dBi antenna gain = -40.2 dBm Peak

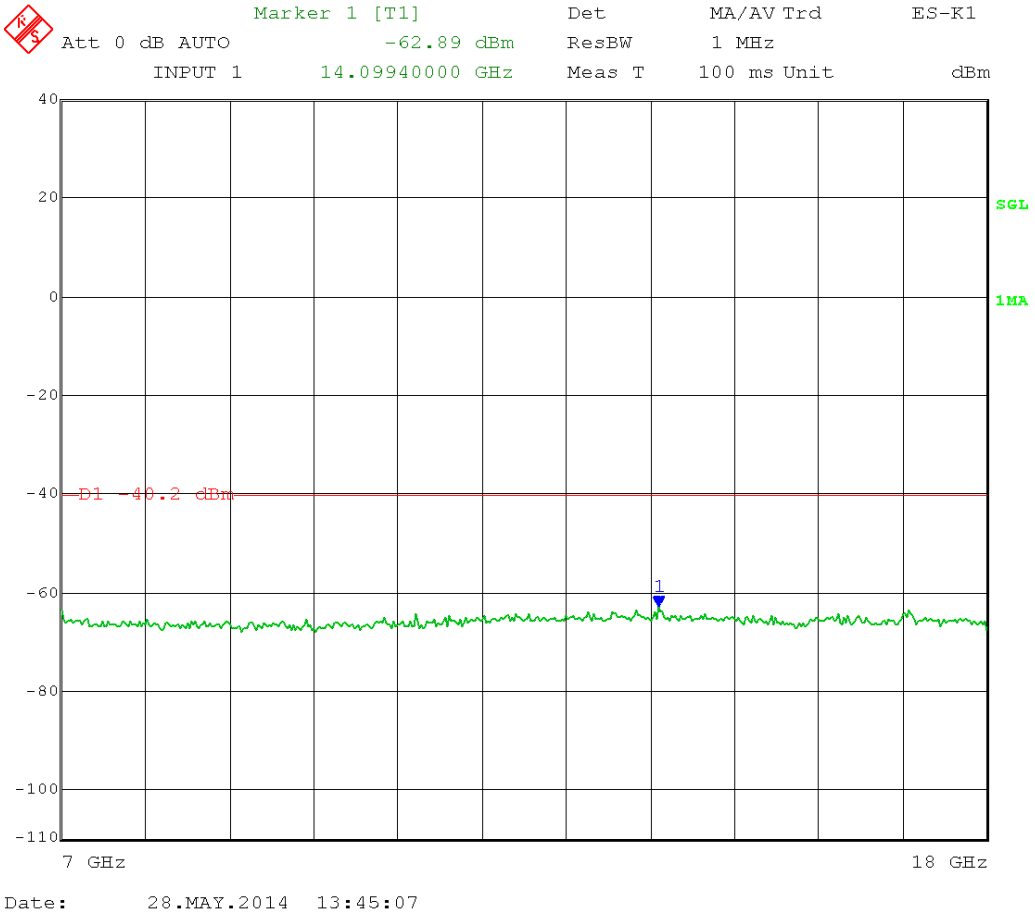

Test Date: 05-28-2014
Company: Cambium Networks
EUT: ePMP 5.1 AP UNII
Test: Maximum Unwanted Emission Levels - Conducted
Operator: Craig B / Paul L
Comment: Detector Bandwidth = 1 MHz
Detector = RMS
Mid Channel Transmit = 5.200 GHz 5 MHz BW
Output Power Setting: 6
Channel 0
Frequency Range: 18 – 26.5 GHz

Per 789033 D02 General UNII Test Procedures DR02-41759, section II.G.2.(c): "an out-of-band emission that complies with both the average and peak limits of 15.209 is not required to satisfy the -27 dBm/MHz or -17 dBm/MHz maximum emission limit."

15.209 Average limit: 54 dBµV/m @ 3 meters
RF conducted limit: 54 dBµV/m -95.2 (3 meters) – 3 dB (MIMO) – 16 dBi antenna gain = -60.2 dBm Average

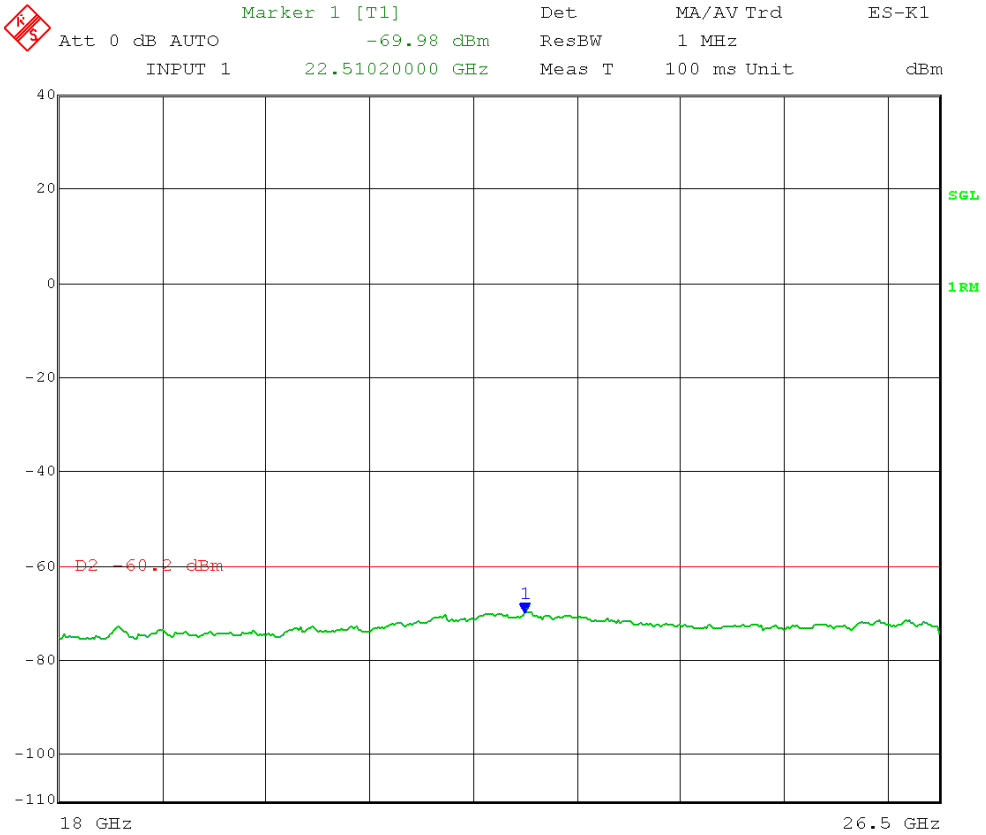

Date: 28.MAY.2014 14:00:04

Test Date: 05-28-2014
Company: Cambium Networks
EUT: ePMP 5.1 AP UNII
Test: Maximum Unwanted Emission Levels - Conducted
Operator: Craig B / Paul L
Comment: Detector Bandwidth = 1 MHz
Detector = Peak
Mid Channel Transmit = 5.200 GHz 5 MHz BW
Output Power Setting: 6
Channel 0
Frequency Range: 18 – 26.5 GHz

Per 789033 D02 General UNII Test Procedures DR02-41759, section II.G.2.(c): "an out-of-band emission that complies with both the average and peak limits of 15.209 is not required to satisfy the -27 dBm/MHz or -17 dBm/MHz maximum emission limit."

15.209 Peak limit: 74 dBµV/m @ 3 meters
RF conducted limit: 74 dBµV/m -95.2 (3 meters) – 3 dB (MIMO) – 16 dBi antenna gain = -40.2 dBm Peak

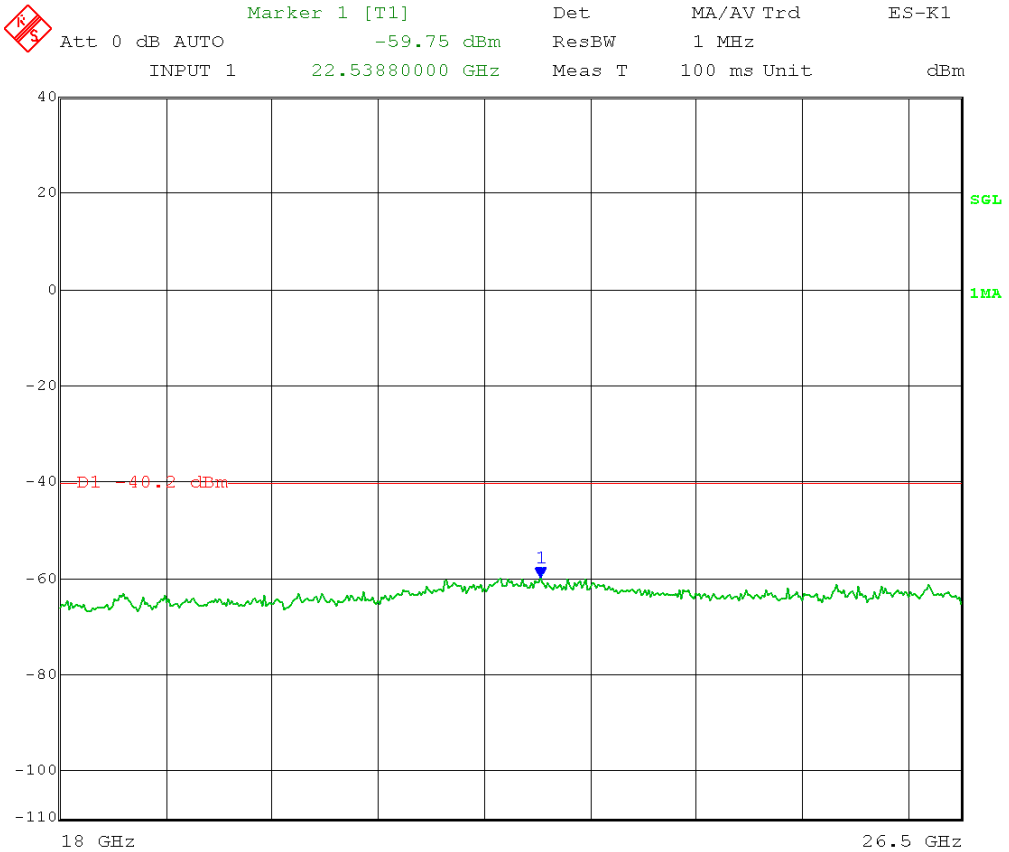

Date: 28.MAY.2014 14:00:46

Test Date: 05-28-2014
Company: Cambium Networks
EUT: ePMP 5.1 AP UNII
Test: Maximum Unwanted Emission Levels - Conducted
Operator: Craig B / Paul L
Comment: Detector Bandwidth = 1 MHz
Detector = RMS
Mid Channel Transmit = 5.200 GHz 5 MHz BW
Output Power Setting: 6
Channel 0
Frequency Range: 26.5 – 40 GHz

Per 789033 D02 General UNII Test Procedures DR02-41759, section II.G.2.(c): "an out-of-band emission that complies with both the average and peak limits of 15.209 is not required to satisfy the -27 dBm/MHz or -17 dBm/MHz maximum emission limit."

15.209 Average limit: 54 dBµV/m @ 3 meters
RF conducted limit: 54 dBµV/m -95.2 (3 meters) – 3 dB (MIMO) – 16 dBi antenna gain = -60.2 dBm Average

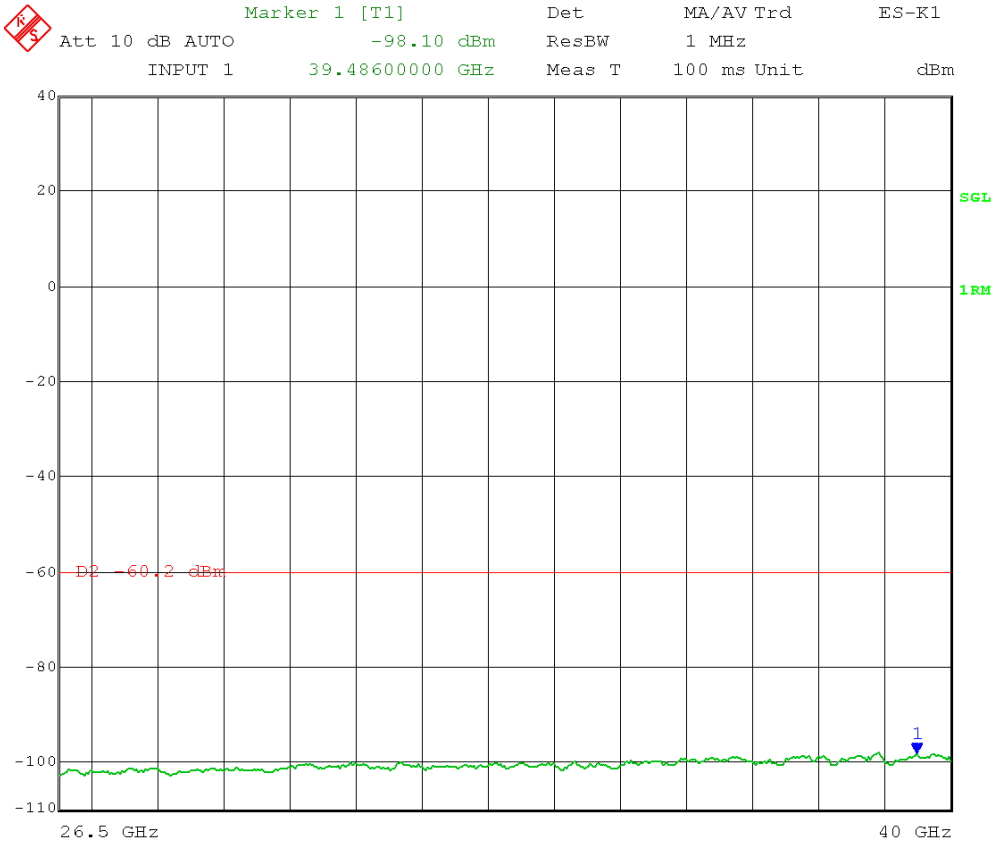

Date: 28.MAY.2014 14:31:22

Test Date: 05-28-2014
Company: Cambium Networks
EUT: ePMP 5.1 AP UNII
Test: Maximum Unwanted Emission Levels - Conducted
Operator: Craig B / Paul L
Comment: Detector Bandwidth = 1 MHz
Detector = Peak
Mid Channel Transmit = 5.200 GHz 5 MHz BW
Output Power Setting: 6
Channel 0
Frequency Range: 26.5 – 40 GHz

Per 789033 D02 General UNII Test Procedures DR02-41759, section II.G.2.(c): "an out-of-band emission that complies with both the average and peak limits of 15.209 is not required to satisfy the -27 dBm/MHz or -17 dBm/MHz maximum emission limit."

15.209 Peak limit: 74 dBµV/m @ 3 meters
RF conducted limit: 74 dBµV/m -95.2 (3 meters) – 3 dB (MIMO) – 16 dBi antenna gain = -40.2 dBm Peak

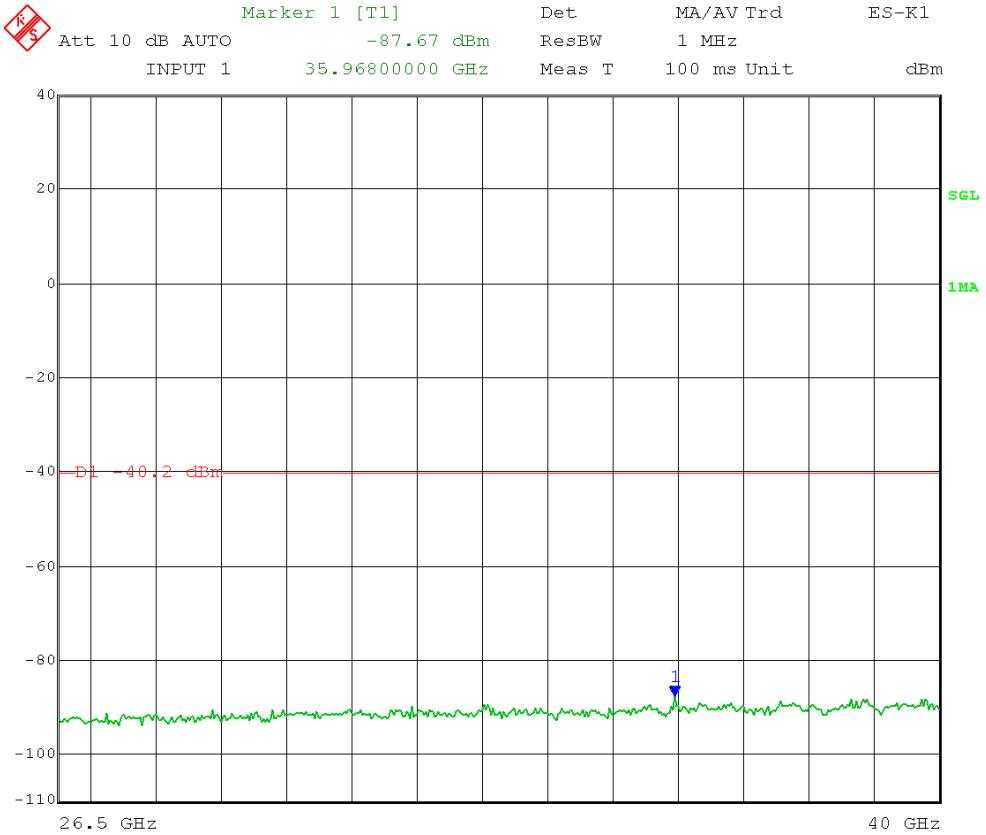

Date: 28.MAY.2014 14:32:13

Test Date: 05-20-2014
Company: Cambium Networks
EUT: ePMP 5.1 AP UNII
Test: Maximum Unwanted Emission Levels - Conducted
Operator: Craig B / Paul L
Comment: Detector Bandwidth = 120 kHz
Detector = Peak
High Channel Transmit = 5.245 GHz 5 MHz BW
Output Power Setting: 11
Channel 0
Frequency Range 30 MHz – 88 MHz

Per 789033 D02 General UNII Test Procedures DR02-41759, section II.G.2.(c): "an out-of-band emission that complies with both the average and peak limits of 15.209 is not required to satisfy the -27 dBm/MHz or -17 dBm/MHz maximum emission limit."

15.209 Limit 30-88 MHz: 40 dBµV/m @ 3 meters
RF conducted limit: 40 dBµV/m -95.2 (3 meters) – 4.7 (ground plane) – 3dB (MIMO) – 16 dBi antenna gain = -78.9 dBm Quasi-Peak

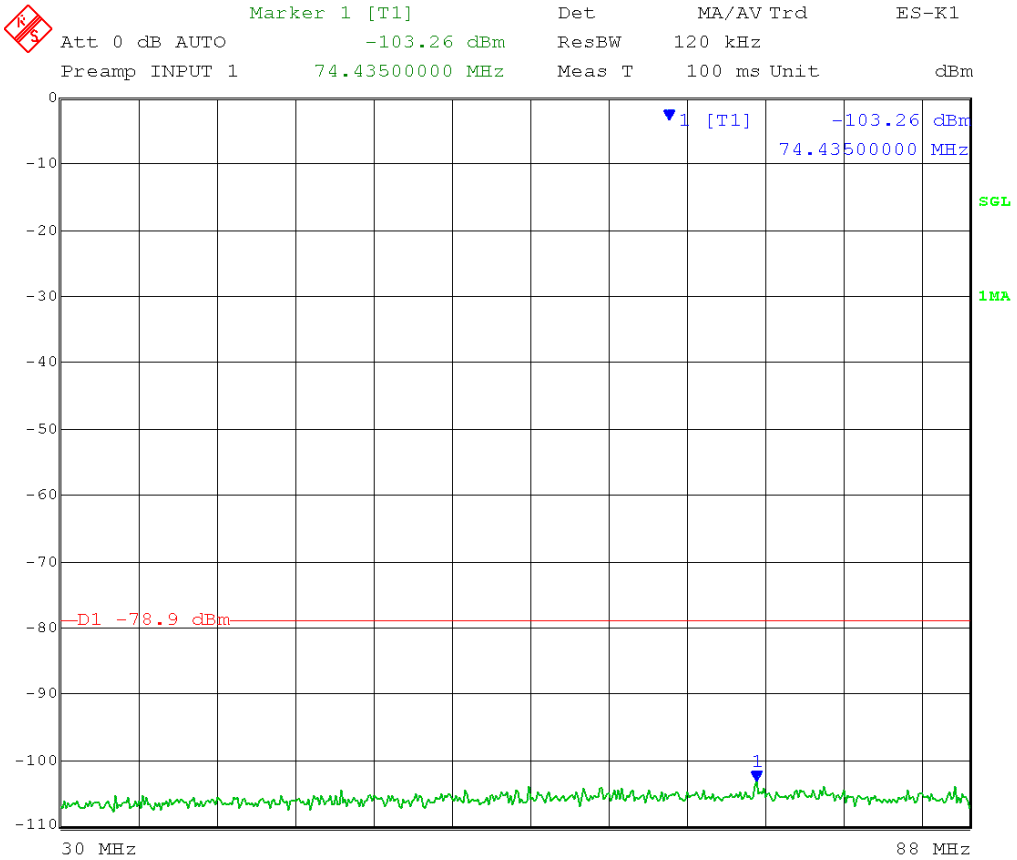

Date: 20.MAY.2014 11:44:38

Test Date: 05-20-2014
Company: Cambium Networks
EUT: ePMP 5.1 AP UNII
Test: Maximum Unwanted Emission Levels - Conducted
Operator: Craig B / Paul L
Comment: Detector Bandwidth = 120 kHz
Detector = Peak
High Channel Transmit = 5.245 GHz 5 MHz BW
Output Power Setting: 11
Channel 0
Frequency Range: 88 MHz – 216 MHz

Per 789033 D02 General UNII Test Procedures DR02-41759, section II.G.2.(c): "an out-of-band emission that complies with both the average and peak limits of 15.209 is not required to satisfy the -27 dBm/MHz or -17 dBm/MHz maximum emission limit."

15.209 Limit 88-216 MHz: 43.5 dBµV/m @ 3 meters
RF conducted limit: 43.5 dBµV/m -95.2 (3 meters) – 4.7 (ground plane) – 3dB (MIMO) – 16 dBi antenna gain = -75.4 dBm Quasi-Peak

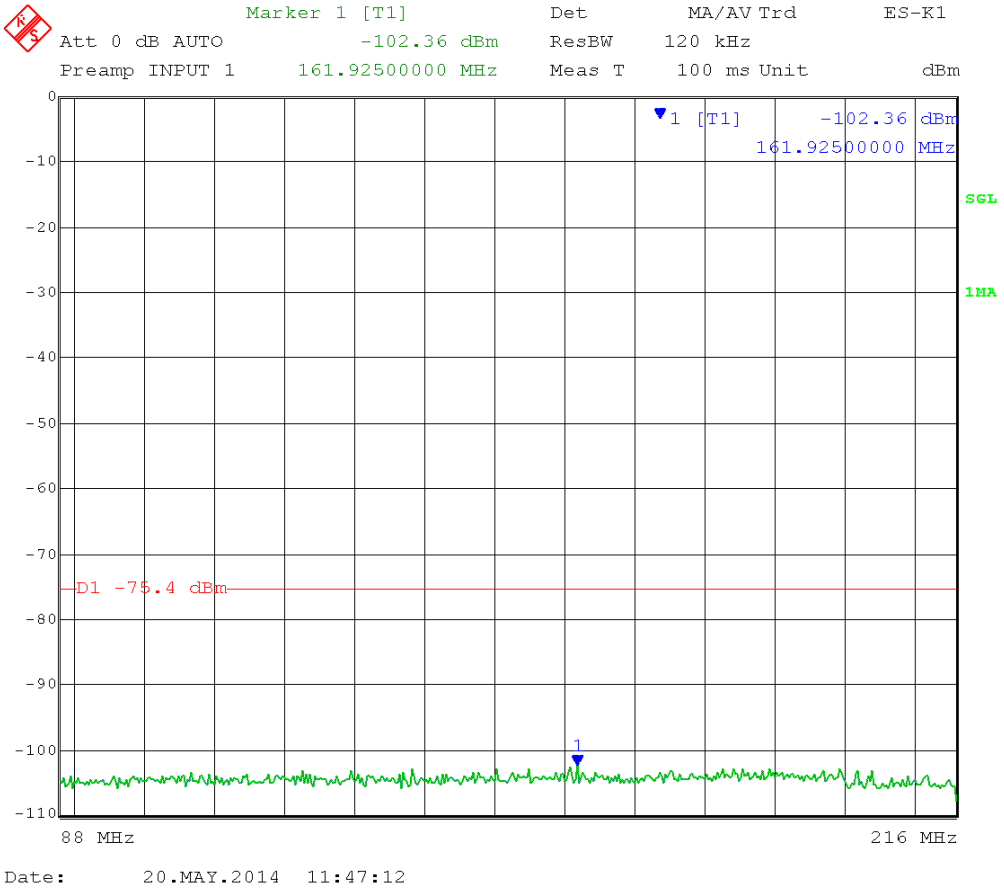

Test Date: 05-20-2014
Company: Cambium Networks
EUT: ePMP 5.1 AP UNII
Test: Maximum Unwanted Emission Levels - Conducted
Operator: Craig B / Paul L
Comment: Detector Bandwidth = 120 kHz
Detector = Peak
High Channel Transmit = 5.245 GHz 5 MHz BW
Output Power Setting: 11
Channel 0
Frequency Range: 216 MHz – 960 MHz

Per 789033 D02 General UNII Test Procedures DR02-41759, section II.G.2.(c): "an out-of-band emission that complies with both the average and peak limits of 15.209 is not required to satisfy the -27 dBm/MHz or -17 dBm/MHz maximum emission limit."

15.209 Limit 216-960 MHz: 46 dBµV/m @ 3 meters
RF conducted limit: 46 dBµV/m -95.2 (3 meters) – 4.7 (ground plane) – 3dB (MIMO) – 16 dBi antenna gain = -72.9 dBm Quasi-Peak

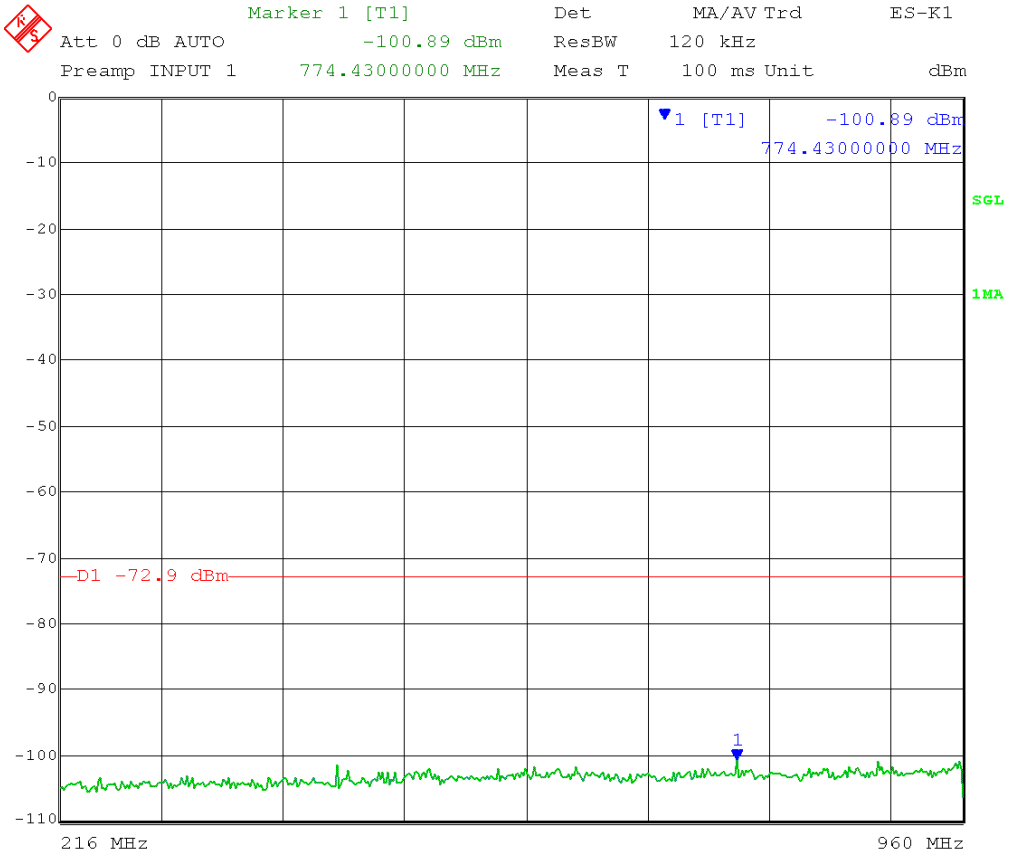

Test Date: 05-20-2014
Company: Cambium Networks
EUT: ePMP 5.1 AP UNII
Test: Maximum Unwanted Emission Levels - Conducted
Operator: Craig B / Paul L
Comment: Detector Bandwidth = 120 kHz
Detector = Peak
High Channel Transmit = 5.245 GHz 5 MHz BW
Output Power Setting: 11
Channel 0
Frequency Range: 960 MHz – 1000 MHz

Per 789033 D02 General UNII Test Procedures DR02-41759, section II.G.2.(c): "an out-of-band emission that complies with both the average and peak limits of 15.209 is not required to satisfy the -27 dBm/MHz or -17 dBm/MHz maximum emission limit."

15.209 Limit 960-1000 MHz: 54 dBµV/m @ 3 meters
RF conducted limit: 54 dBµV/m -95.2 (3 meters) – 4.7 (ground plane) – 3dB (MIMO) – 16 dBi antenna gain = -64.9 dBm Quasi-Peak

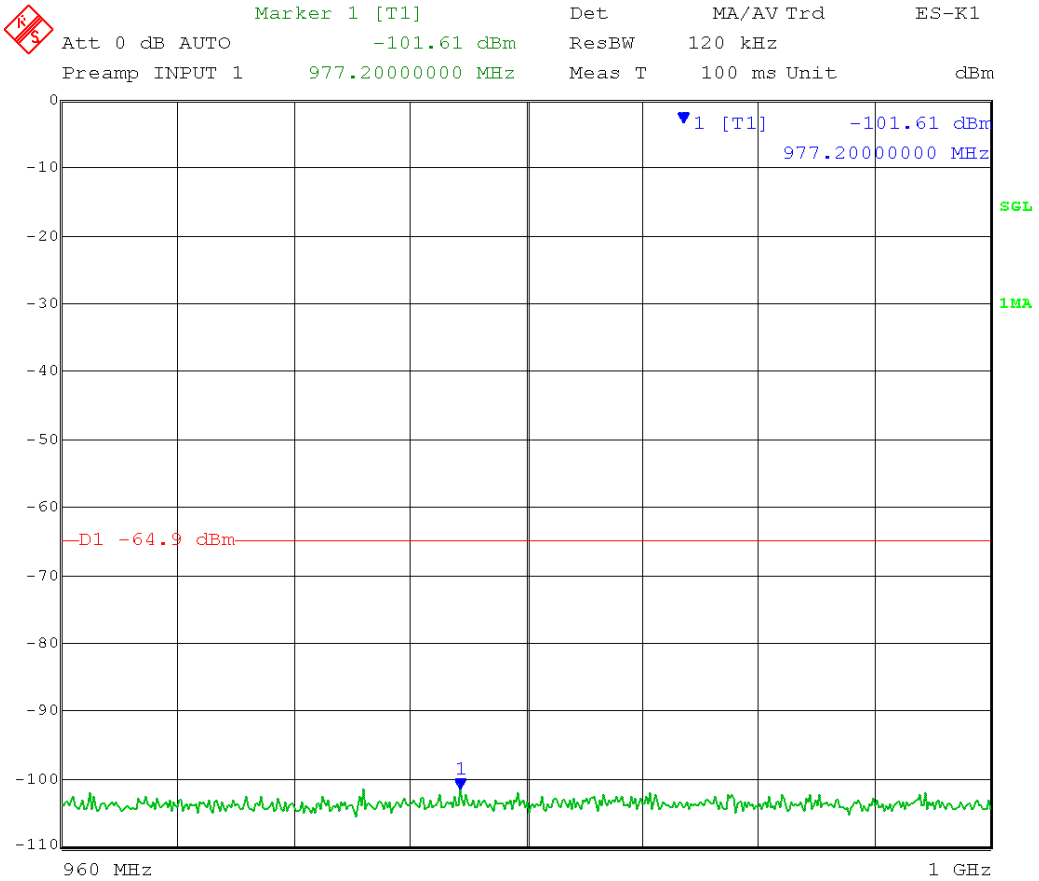

Date: 20.MAY.2014 12:30:23

Test Date: 05-28-2014
Company: Cambium Networks
EUT: ePMP 5.1 AP UNII
Test: Maximum Unwanted Emission Levels - Conducted
Operator: Craig B / Paul L
Comment: Detector Bandwidth = 1 MHz
Detector = RMS
High Channel Transmit = 5.245 GHz 5 MHz BW
Output Power Setting: 11
Channel 0
Frequency Range: 1 – 4.5 GHz

Per 789033 D02 General UNII Test Procedures DR02-41759, section II.G.2.(c): "an out-of-band emission that complies with both the average and peak limits of 15.209 is not required to satisfy the -27 dBm/MHz or -17 dBm/MHz maximum emission limit."

15.209 Average limit: 54 dBµV/m @ 3 meters
RF conducted limit: 54 dBµV/m -95.2 (3 meters) – 3 dB (MIMO) – 16 dBi antenna gain = -60.2 dBm Average

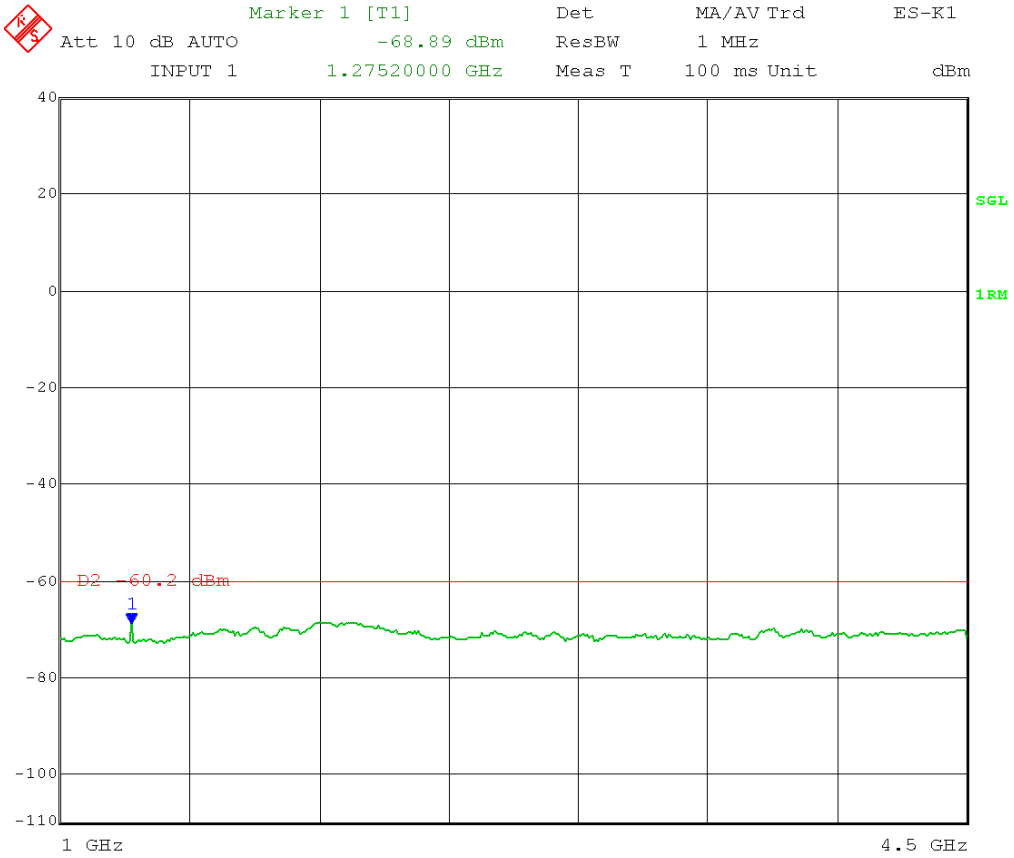

Date: 28.MAY.2014 13:17:16

Test Date: 05-28-2014
Company: Cambium Networks
EUT: ePMP 5.1 AP UNII
Test: Maximum Unwanted Emission Levels - Conducted
Operator: Craig B / Paul L
Comment: Detector Bandwidth = 1 MHz
Detector = Peak
High Channel Transmit = 5.245 GHz 5 MHz BW
Output Power Setting: 11
Channel 0
Frequency Range: 1 – 4.5 GHz

Per 789033 D02 General UNII Test Procedures DR02-41759, section II.G.2.(c): "an out-of-band emission that complies with both the average and peak limits of 15.209 is not required to satisfy the -27 dBm/MHz or -17 dBm/MHz maximum emission limit."

15.209 Peak limit: 74 dBµV/m @ 3 meters
RF conducted limit: 74 dBµV/m -95.2 (3 meters) – 3 dB (MIMO) – 16 dBi antenna gain = -40.2 dBm Peak

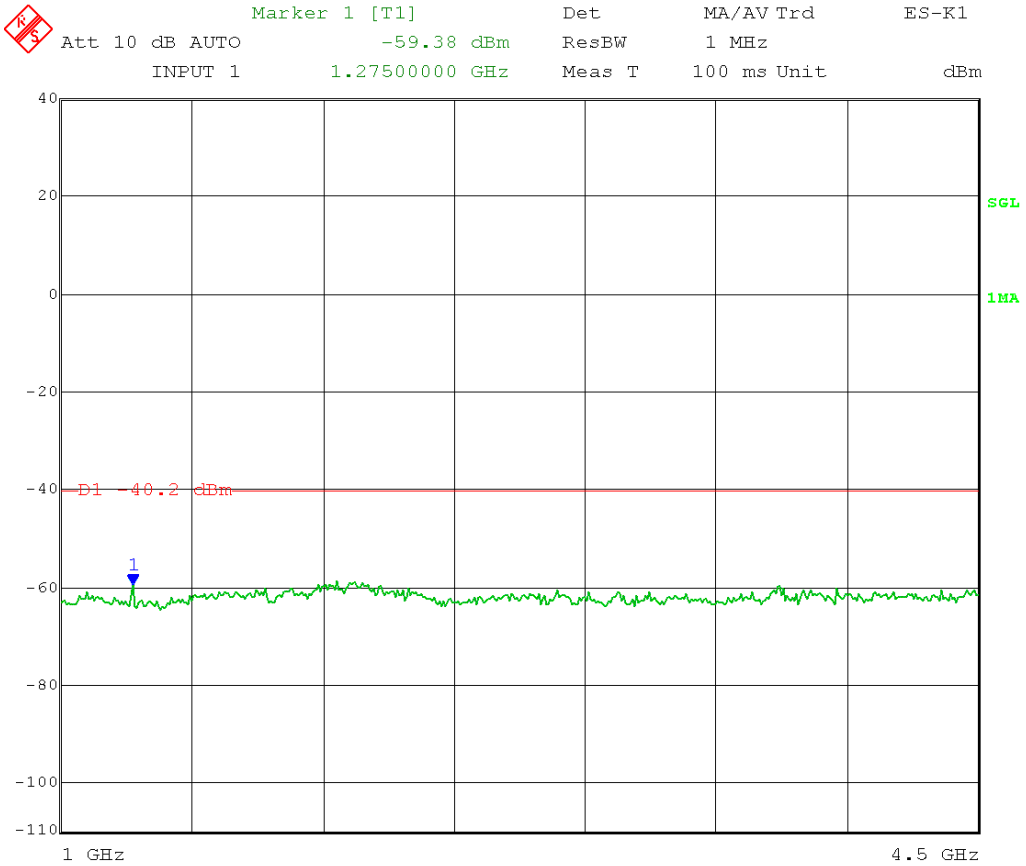

Date: 28.MAY.2014 13:16:16

Test Date: 05-28-2014
Company: Cambium Networks
EUT: ePMP 5.1 AP UNII
Test: Maximum Unwanted Emission Levels - Conducted
Operator: Craig B / Paul L
Comment: Detector Bandwidth = 1 MHz
Detector = RMS
High Channel Transmit = 5.245 GHz 5 MHz BW
Output Power Setting: 11
Channel 0
Frequency Range: 5.46 – 7 GHz

Per 789033 D02 General UNII Test Procedures DR02-41759, section II.G.2.(c): "an out-of-band emission that complies with both the average and peak limits of 15.209 is not required to satisfy the -27 dBm/MHz or -17 dBm/MHz maximum emission limit."

15.209 Average limit: 54 dBµV/m @ 3 meters
RF conducted limit: 54 dBµV/m -95.2 (3 meters) – 3 dB (MIMO) – 16 dBi antenna gain = -60.2 dBm Average

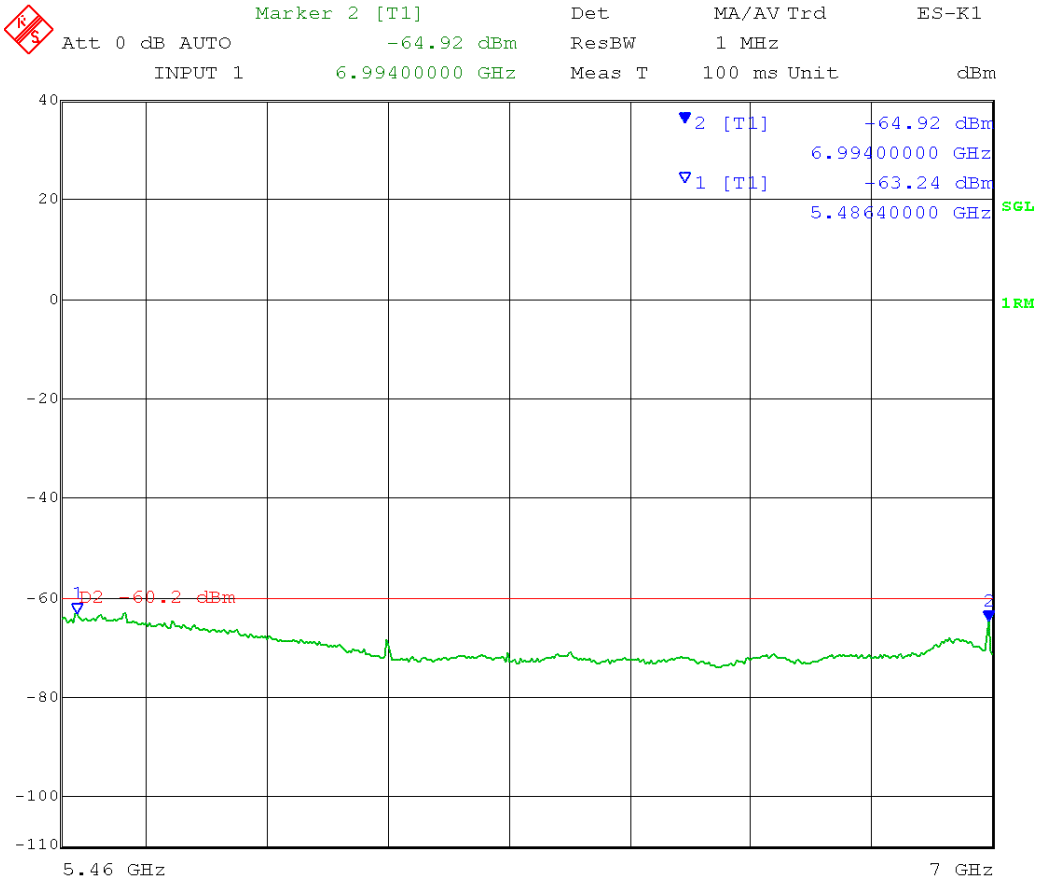

Date: 28.MAY.2014 13:28:06

Test Date: 05-28-2014
Company: Cambium Networks
EUT: ePMP 5.1 AP UNII
Test: Maximum Unwanted Emission Levels - Conducted
Operator: Craig B / Paul L
Comment: Detector Bandwidth = 1 MHz
Detector = Peak
High Channel Transmit = 5.245 GHz 5 MHz BW
Output Power Setting: 11
Channel 0
Frequency Range: 5.46 – 7 GHz

Per 789033 D02 General UNII Test Procedures DR02-41759, section II.G.2.(c): "an out-of-band emission that complies with both the average and peak limits of 15.209 is not required to satisfy the -27 dBm/MHz or -17 dBm/MHz maximum emission limit."

15.209 Peak limit: 74 dBµV/m @ 3 meters
RF conducted limit: 74 dBµV/m -95.2 (3 meters) – 3 dB (MIMO) – 16 dBi antenna gain = -40.2 dBm Peak

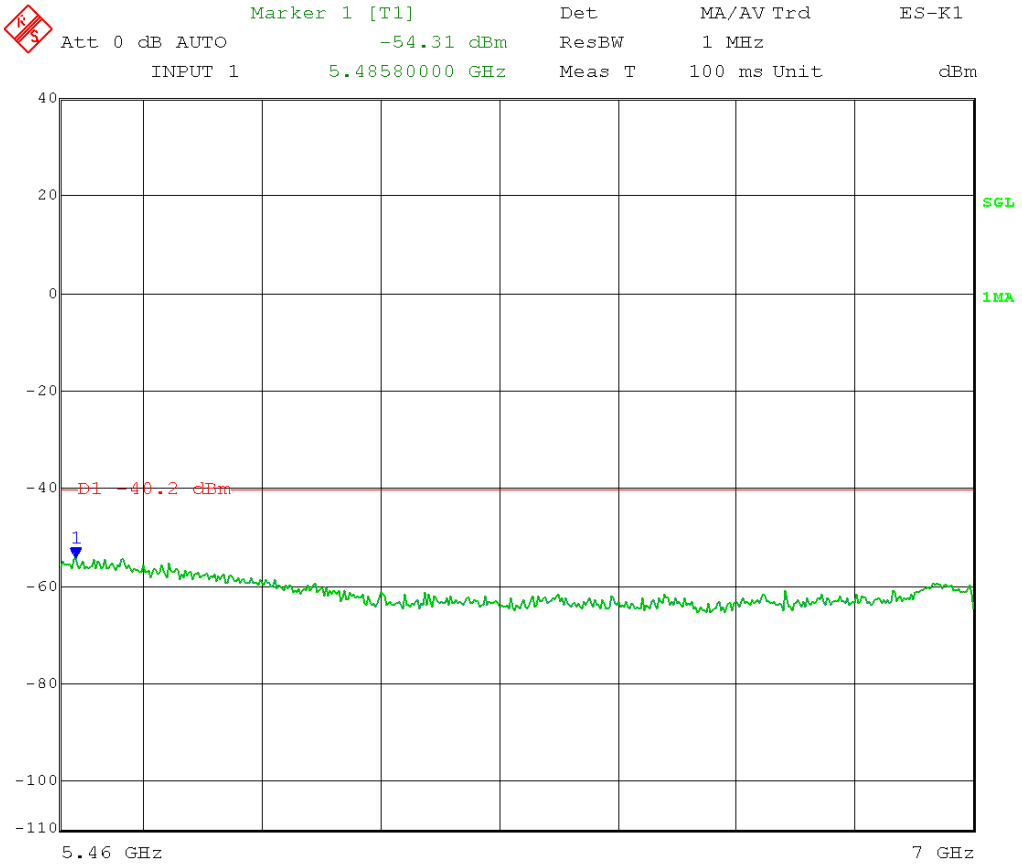

Date: 28.MAY.2014 13:28:52

Test Date: 05-28-2014
Company: Cambium Networks
EUT: ePMP 5.1 AP UNII
Test: Maximum Unwanted Emission Levels - Conducted
Operator: Craig B / Paul L
Comment: Detector Bandwidth = 1 MHz
Detector = RMS
High Channel Transmit = 5.245 GHz 5 MHz BW
Output Power Setting: 11
Channel 0
Frequency Range: 7 – 18 GHz

Per 789033 D02 General UNII Test Procedures DR02-41759, section II.G.2.(c): "an out-of-band emission that complies with both the average and peak limits of 15.209 is not required to satisfy the -27 dBm/MHz or -17 dBm/MHz maximum emission limit."

15.209 Average limit: 54 dBµV/m @ 3 meters
RF conducted limit: 54 dBµV/m -95.2 (3 meters) – 3 dB (MIMO) – 16 dBi antenna gain = -60.2 dBm Average

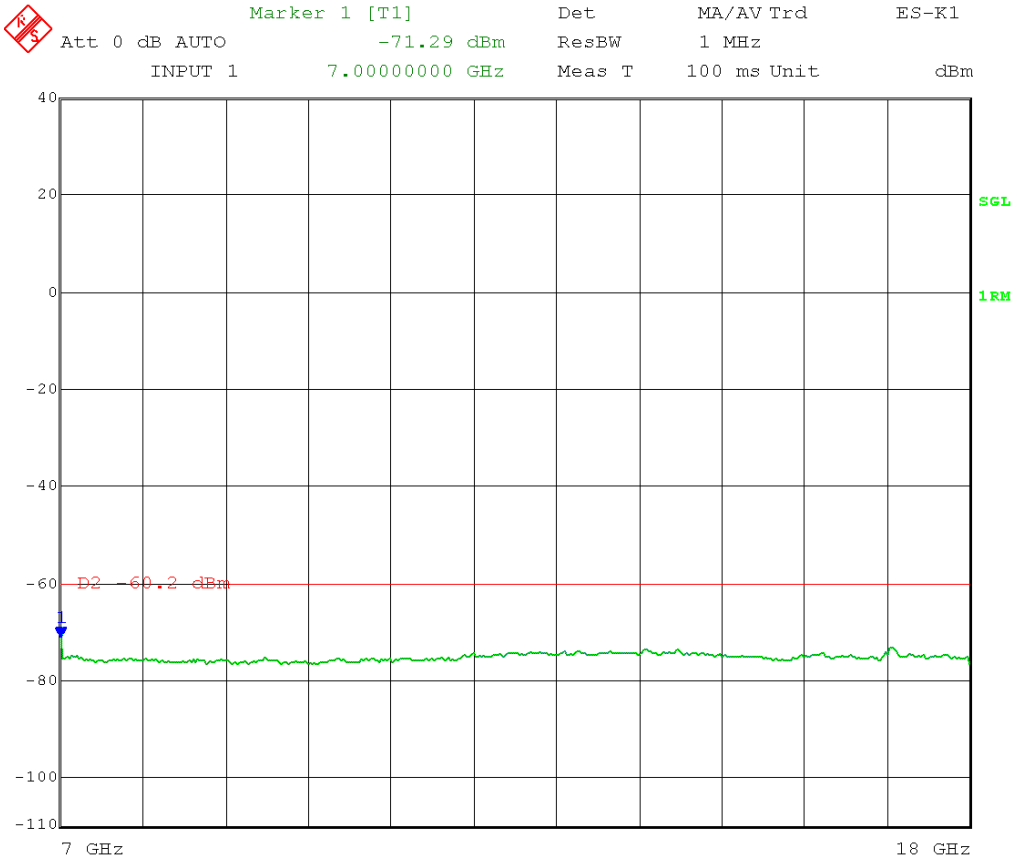

Date: 28.MAY.2014 13:38:23

Test Date: 05-28-2014
Company: Cambium Networks
EUT: ePMP 5.1 AP UNII
Test: Maximum Unwanted Emission Levels - Conducted
Operator: Craig B / Paul L
Comment: Detector Bandwidth = 1 MHz
Detector = Peak
High Channel Transmit = 5.245 GHz 5 MHz BW
Output Power Setting: 11
Channel 0
Frequency Range: 7 – 18 GHz

Per 789033 D02 General UNII Test Procedures DR02-41759, section II.G.2.(c): "an out-of-band emission that complies with both the average and peak limits of 15.209 is not required to satisfy the -27 dBm/MHz or -17 dBm/MHz maximum emission limit."

15.209 Peak limit: 74 dBµV/m @ 3 meters
RF conducted limit: 74 dBµV/m -95.2 (3 meters) – 3 dB (MIMO) – 16 dBi antenna gain = -40.2 dBm Peak

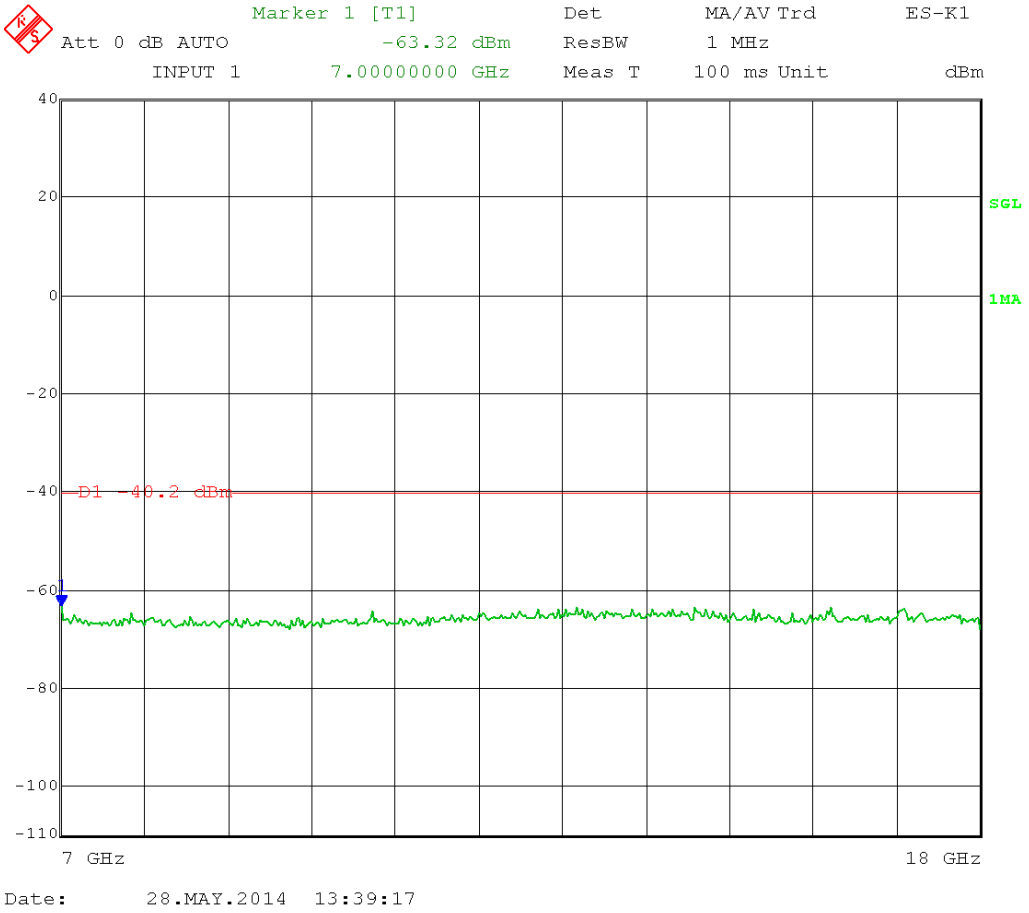

Date: 28.MAY.2014 13:39:17

Test Date: 05-28-2014
Company: Cambium Networks
EUT: ePMP 5.1 AP UNII
Test: Maximum Unwanted Emission Levels - Conducted
Operator: Craig B / Paul L
Comment: Detector Bandwidth = 1 MHz
Detector = RMS
High Channel Transmit = 5.245 GHz 5 MHz BW
Output Power Setting: 11
Channel 0
Frequency Range: 18 – 26.5 GHz

Per 789033 D02 General UNII Test Procedures DR02-41759, section II.G.2.(c): "an out-of-band emission that complies with both the average and peak limits of 15.209 is not required to satisfy the -27 dBm/MHz or -17 dBm/MHz maximum emission limit."

15.209 Average limit: 54 dBµV/m @ 3 meters
RF conducted limit: 54 dBµV/m -95.2 (3 meters) – 3 dB (MIMO) – 16 dBi antenna gain = -60.2 dBm Average

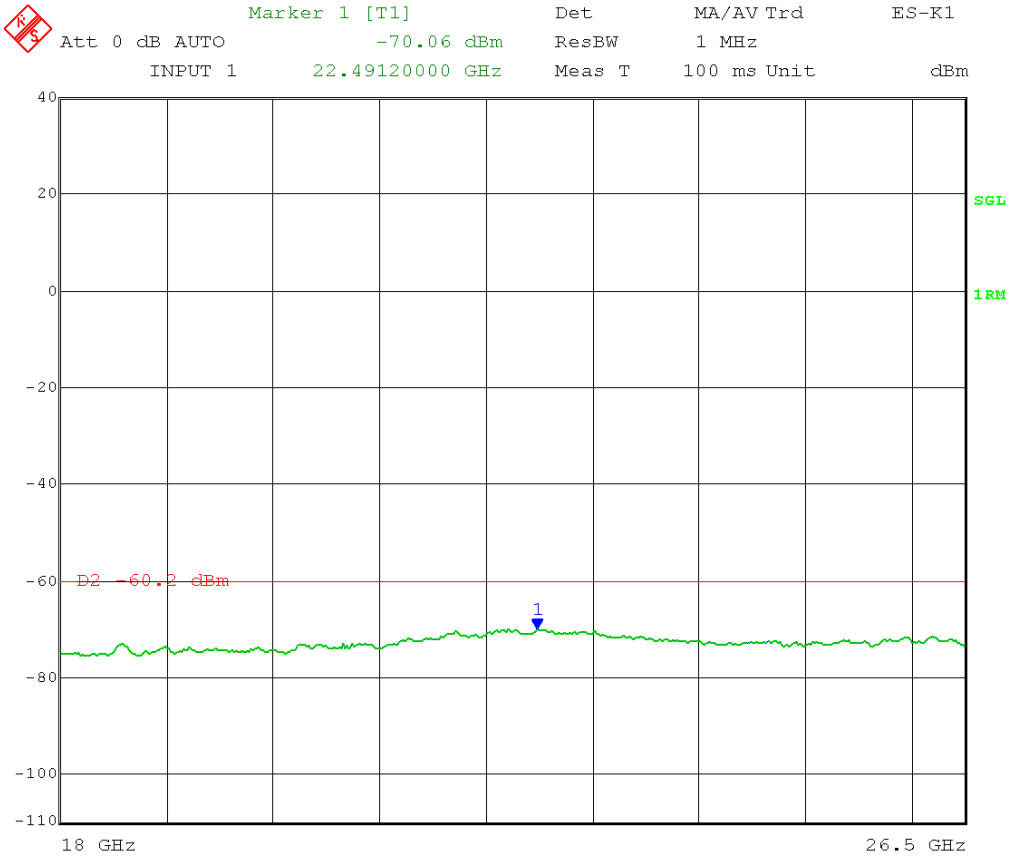

Date: 28.MAY.2014 13:54:46

Test Date: 05-28-2014
Company: Cambium Networks
EUT: ePMP 5.1 AP UNII
Test: Maximum Unwanted Emission Levels - Conducted
Operator: Craig B / Paul L
Comment: Detector Bandwidth = 1 MHz
Detector = Peak
High Channel Transmit = 5.245 GHz 5 MHz BW
Output Power Setting: 11
Channel 0
Frequency Range: 18 – 26.5 GHz

Per 789033 D02 General UNII Test Procedures DR02-41759, section II.G.2.(c): "an out-of-band emission that complies with both the average and peak limits of 15.209 is not required to satisfy the -27 dBm/MHz or -17 dBm/MHz maximum emission limit."

15.209 Peak limit: 74 dBµV/m @ 3 meters
RF conducted limit: 74 dBµV/m -95.2 (3 meters) – 3 dB (MIMO) – 16 dBi antenna gain = -40.2 dBm Peak

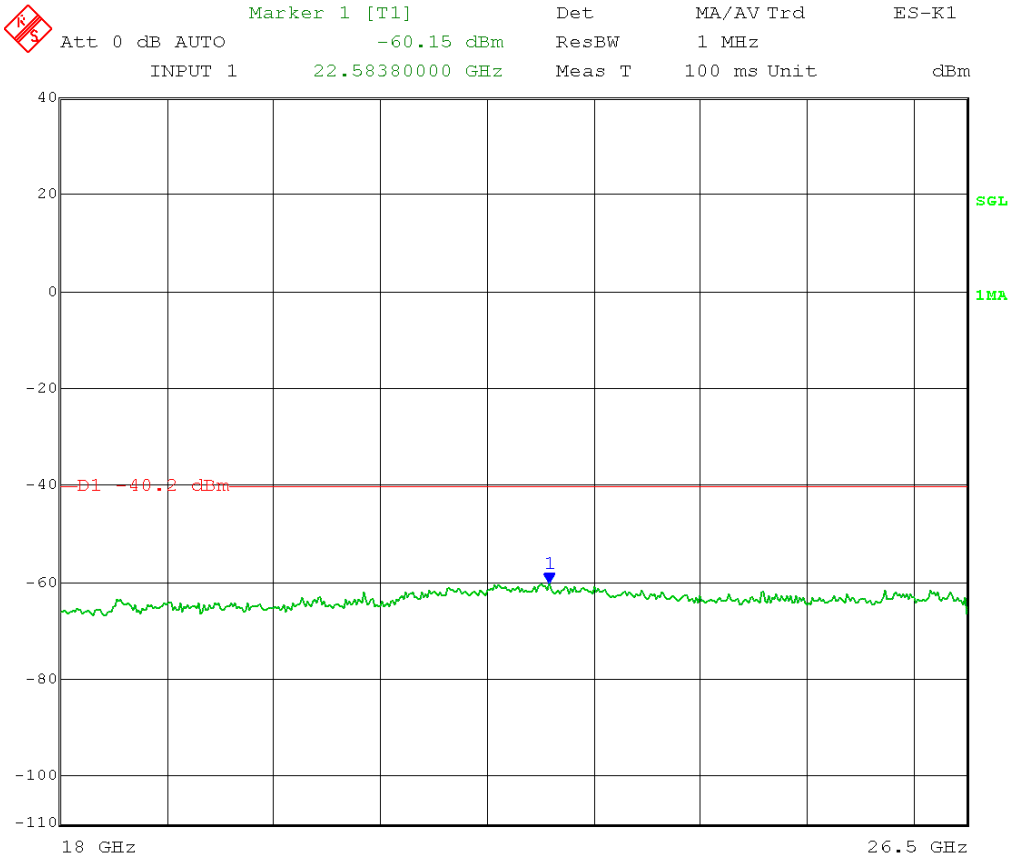

Date: 28.MAY.2014 13:55:23

Test Date: 05-28-2014
Company: Cambium Networks
EUT: ePMP 5.1 AP UNII
Test: Maximum Unwanted Emission Levels - Conducted
Operator: Craig B / Paul L
Comment: Detector Bandwidth = 1 MHz
Detector = RMS
High Channel Transmit = 5.245 GHz 5 MHz BW
Output Power Setting: 11
Channel 0
Frequency Range: 26.5 – 40 GHz

Per 789033 D02 General UNII Test Procedures DR02-41759, section II.G.2.(c): "an out-of-band emission that complies with both the average and peak limits of 15.209 is not required to satisfy the -27 dBm/MHz or -17 dBm/MHz maximum emission limit."

15.209 Average limit: 54 dBµV/m @ 3 meters
RF conducted limit: 54 dBµV/m -95.2 (3 meters) – 3 dB (MIMO) – 16 dBi antenna gain = -60.2 dBm Average

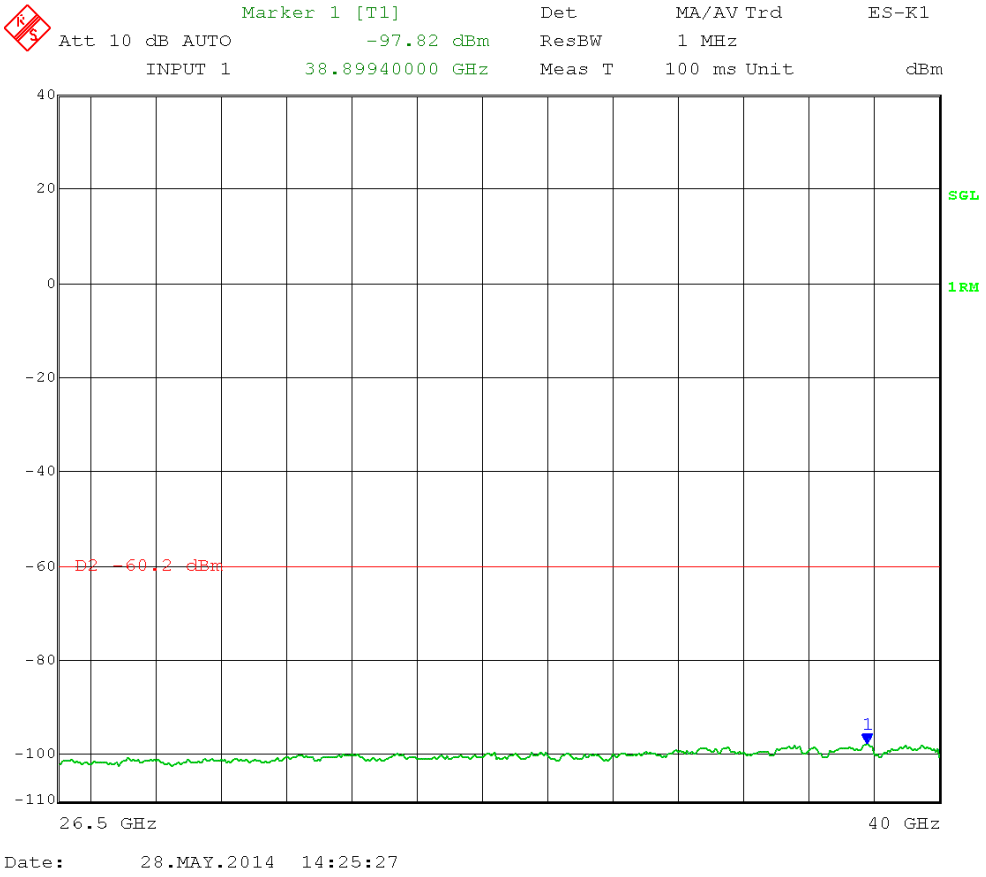

Test Date: 05-28-2014
Company: Cambium Networks
EUT: ePMP 5.1 AP UNII
Test: Maximum Unwanted Emission Levels - Conducted
Operator: Craig B / Paul L
Comment: Detector Bandwidth = 1 MHz
Detector = Peak
High Channel Transmit = 5.245 GHz 5 MHz BW
Output Power Setting: 11
Channel 0
Frequency Range: 26.5 – 40 GHz

Per 789033 D02 General UNII Test Procedures DR02-41759, section II.G.2.(c): "an out-of-band emission that complies with both the average and peak limits of 15.209 is not required to satisfy the -27 dBm/MHz or -17 dBm/MHz maximum emission limit."

15.209 Peak limit: 74 dBµV/m @ 3 meters
RF conducted limit: 74 dBµV/m -95.2 (3 meters) – 3 dB (MIMO) – 16 dBi antenna gain = -40.2 dBm Peak

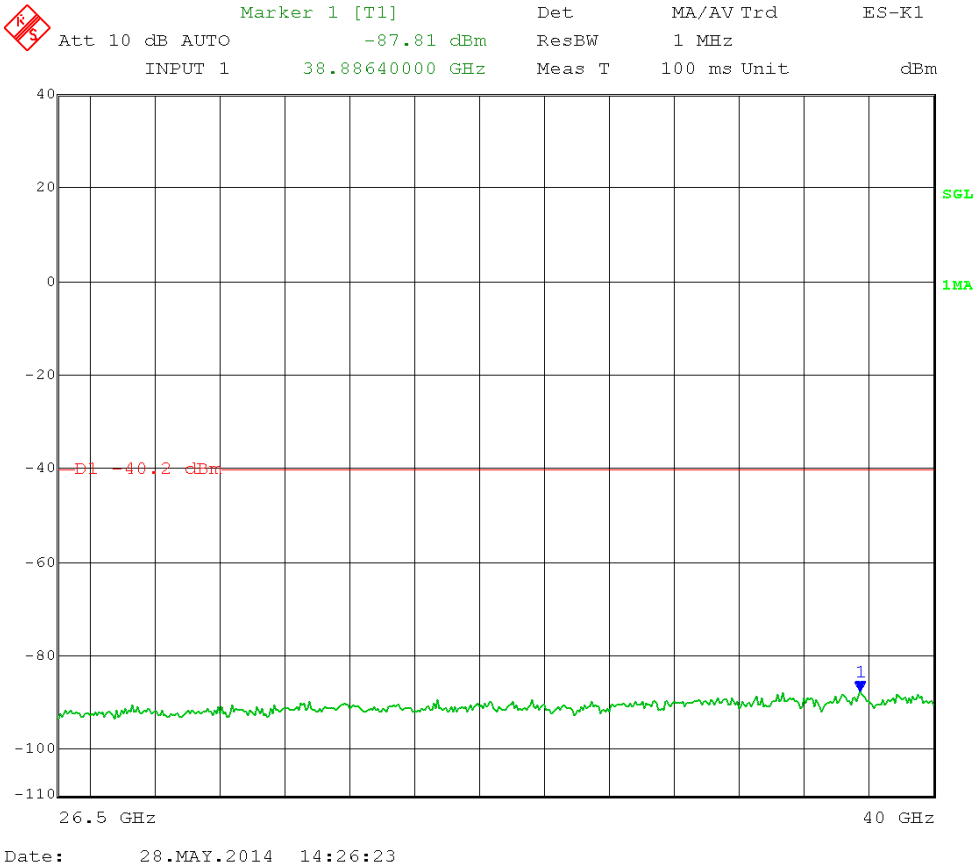

Test Date: 05-20-2014
Company: Cambium Networks
EUT: ePMP 5.1 AP UNII
Test: Maximum Unwanted Emission Levels - Conducted
Operator: Craig B / Paul L
Comment: Detector Bandwidth = 120 kHz
Detector = Peak
Low Channel Transmit = 5.170 GHz 5 MHz BW
Output Power Setting: 0
Channel 0
Frequency Range 30 MHz – 88 MHz

Per 789033 D02 General UNII Test Procedures DR02-41759, section II.G.2.(c): "an out-of-band emission that complies with both the average and peak limits of 15.209 is not required to satisfy the -27 dBm/MHz or -17 dBm/MHz maximum emission limit."

15.209 Limit 30-88 MHz: 40 dBµV/m @ 3 meters
RF conducted limit: 40 dBµV/m -95.2 (3 meters) – 4.7 (ground plane) – 3dB (MIMO) – 23 dBi antenna gain = -85.9 dBm Quasi-Peak

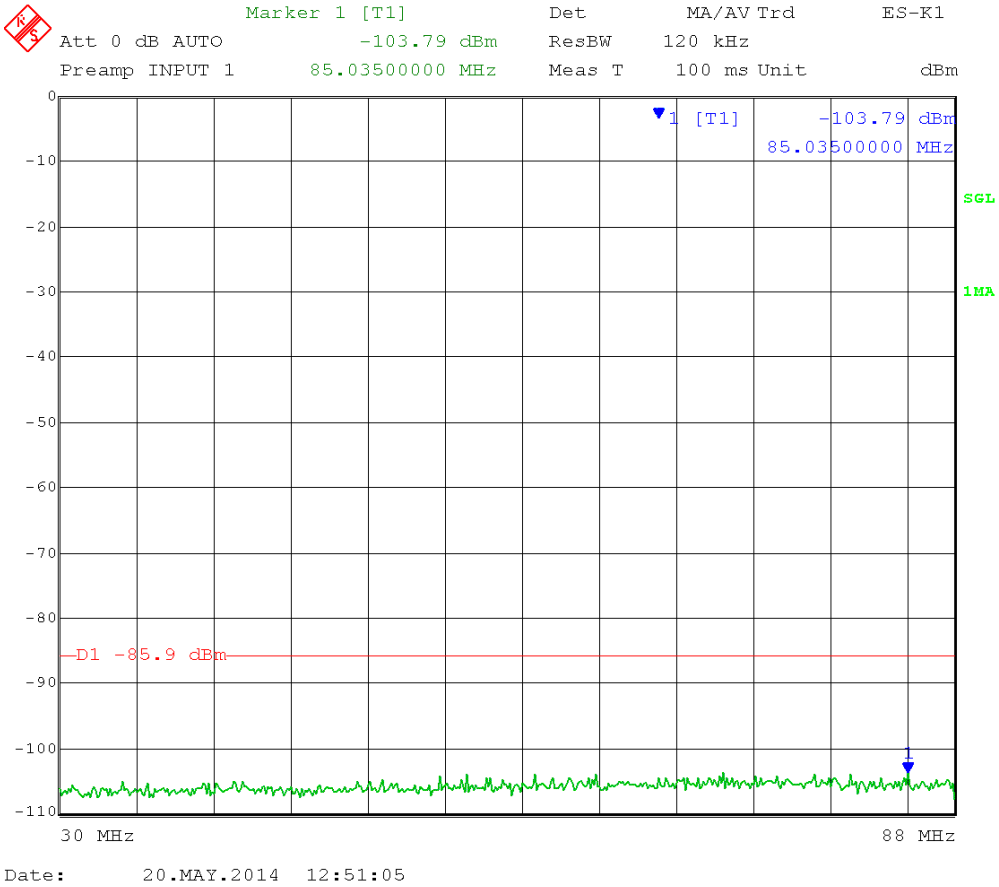

Test Date: 05-20-2014
Company: Cambium Networks
EUT: ePMP 5.1 AP UNII
Test: Maximum Unwanted Emission Levels - Conducted
Operator: Craig B / Paul L
Comment: Detector Bandwidth = 120 kHz
Detector = Peak
Low Channel Transmit = 5.170 GHz 5 MHz BW
Output Power Setting: 0
Channel 0
Frequency Range 88 MHz – 216 MHz

Per 789033 D02 General UNII Test Procedures DR02-41759, section II.G.2.(c): "an out-of-band emission that complies with both the average and peak limits of 15.209 is not required to satisfy the -27 dBm/MHz or -17 dBm/MHz maximum emission limit."

15.209 Limit 88-216 MHz: 43.5 dBµV/m @ 3 meters
RF conducted limit: 43.5 dBµV/m -95.2 (3 meters) – 4.7 (ground plane) – 3dB (MIMO) – 23 dBi antenna gain = -82.4 dBm Quasi-Peak

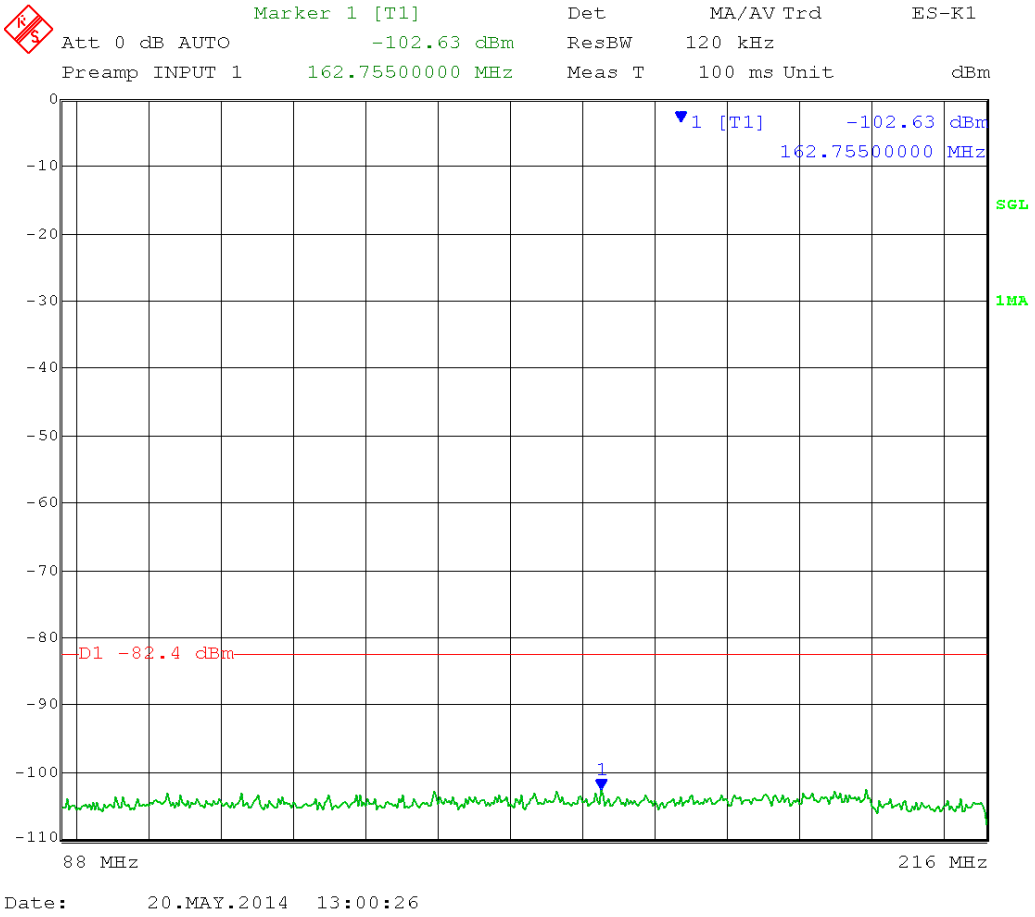

Test Date: 05-20-2014
Company: Cambium Networks
EUT: ePMP 5.1 AP UNII
Test: Maximum Unwanted Emission Levels - Conducted
Operator: Craig B / Paul L
Comment: Detector Bandwidth = 120 kHz
Detector = Peak
Low Channel Transmit = 5.170 GHz 5 MHz BW
Output Power Setting: 0
Channel 0
Frequency Range: 216 MHz – 960 MHz

Per 789033 D02 General UNII Test Procedures DR02-41759, section II.G.2.(c): "an out-of-band emission that complies with both the average and peak limits of 15.209 is not required to satisfy the -27 dBm/MHz or -17 dBm/MHz maximum emission limit."

15.209 Limit 216-960 MHz: 46 dBµV/m @ 3 meters
RF conducted limit: 46 dBµV/m -95.2 (3 meters) – 4.7 (ground plane) – 3dB (MIMO) – 23 dBi antenna gain = -79.9 dBm Quasi-Peak

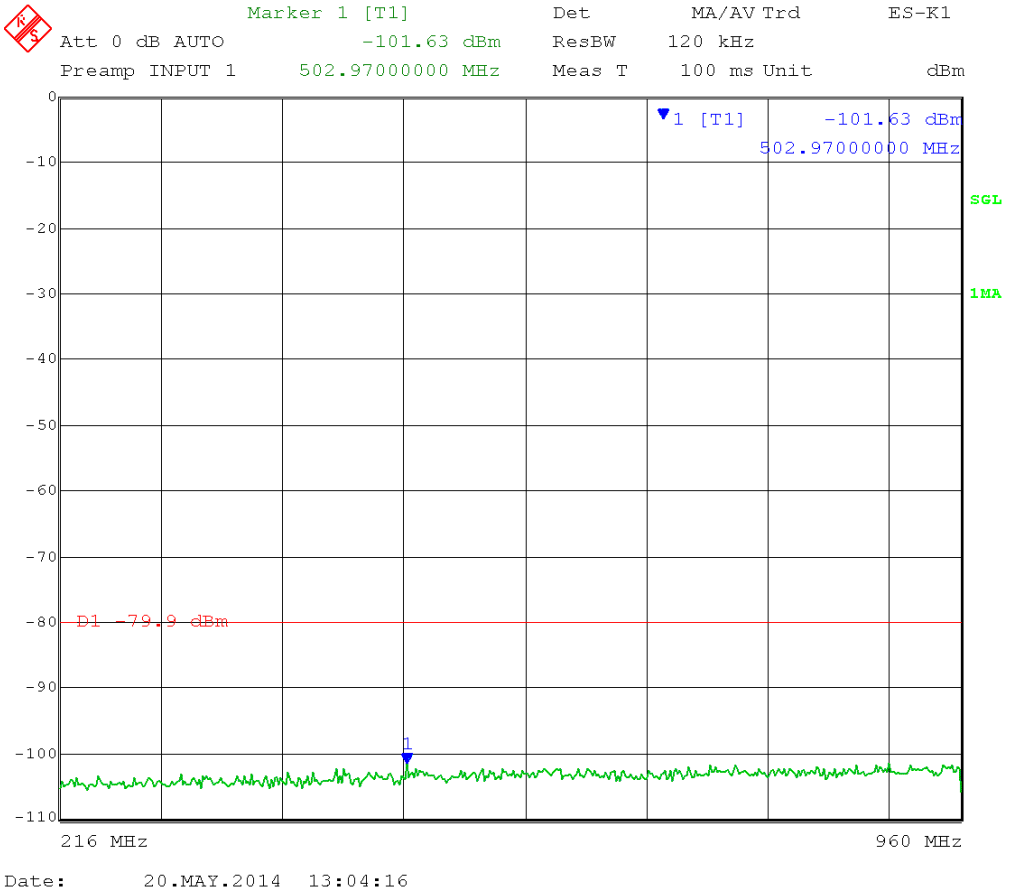

Test Date: 05-20-2014
Company: Cambium Networks
EUT: ePMP 5.1 AP UNII
Test: Maximum Unwanted Emission Levels - Conducted
Operator: Craig B / Paul L
Comment: Detector Bandwidth = 120 kHz
Detector = Peak
Low Channel Transmit = 5.170 GHz 5 MHz BW
Output Power Setting: 0
Channel 0
Frequency Range: 960 MHz – 1000 MHz

Per 789033 D02 General UNII Test Procedures DR02-41759, section II.G.2.(c): "an out-of-band emission that complies with both the average and peak limits of 15.209 is not required to satisfy the -27 dBm/MHz or -17 dBm/MHz maximum emission limit."

15.209 Limit 960-1000 MHz: 54 dBµV/m @ 3 meters
RF conducted limit: 54 dBµV/m -95.2 (3 meters) – 4.7 (ground plane) – 3dB (MIMO) – 23 dBi antenna gain = -71.9 dBm Quasi-Peak

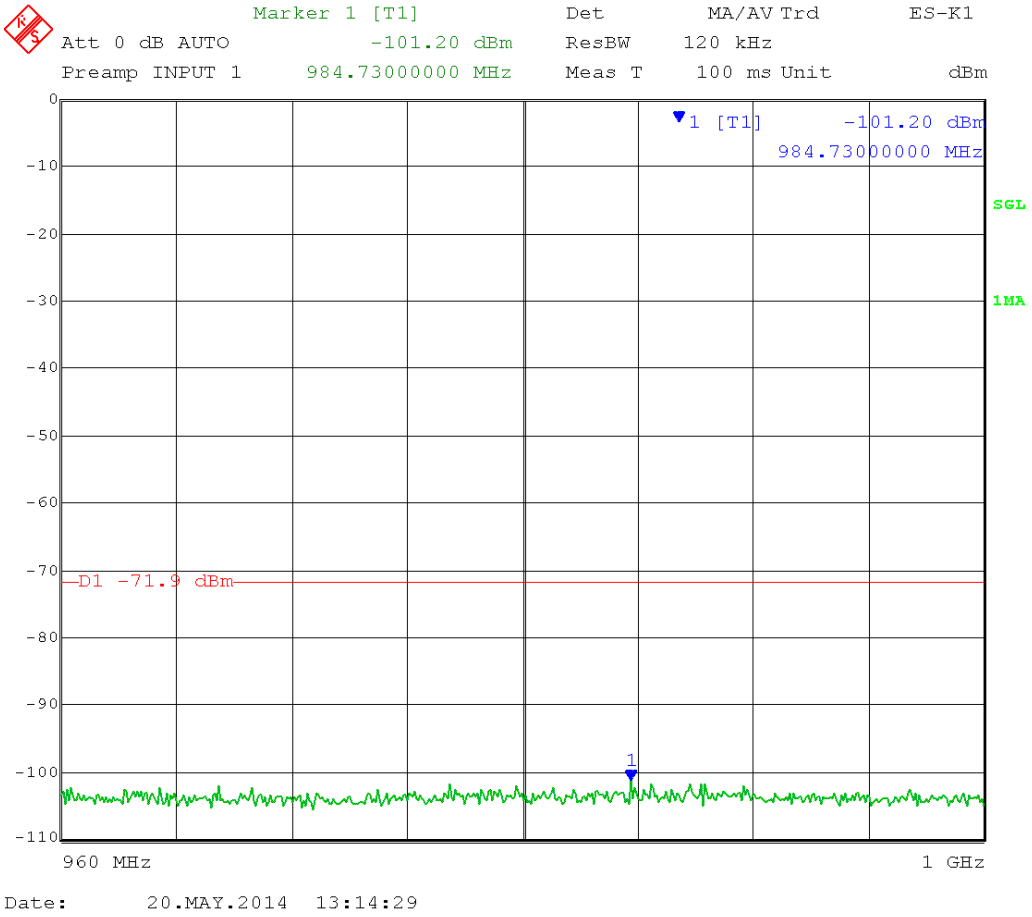

Test Date: 05-29-2014
Company: Cambium Networks
EUT: ePMP 5.1 AP UNII
Test: Maximum Unwanted Emission Levels - Conducted
Operator: Craig B / Paul L
Comment: Detector Bandwidth = 1 MHz
Detector = RMS
Low Channel Transmit = 5.170 GHz 5 MHz BW
Output Power Setting: 0
Channel 0
Frequency Range: 1 – 4.5 GHz

Per 789033 D02 General UNII Test Procedures DR02-41759, section II.G.2.(c): "an out-of-band emission that complies with both the average and peak limits of 15.209 is not required to satisfy the -27 dBm/MHz or -17 dBm/MHz maximum emission limit."

15.209 Average limit: 54 dBµV/m @ 3 meters
RF conducted limit: 54 dBµV/m -95.2 (3 meters) – 3 dB (MIMO) – 23 dBi antenna gain = -67.2 dBm Average

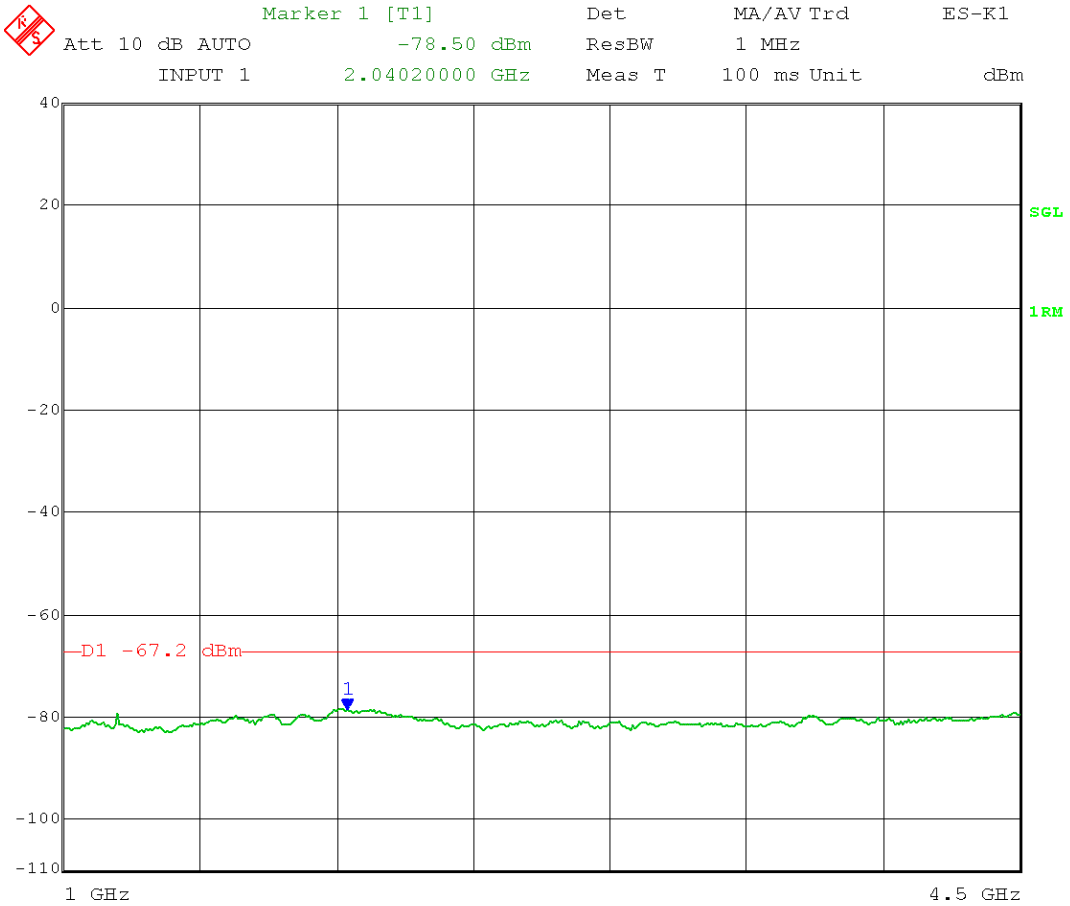

Date: 29.MAY.2014 10:20:35

Test Date: 05-29-2014
Company: Cambium Networks
EUT: ePMP 5.1 AP UNII
Test: Maximum Unwanted Emission Levels - Conducted
Operator: Craig B / Paul L
Comment: Detector Bandwidth = 1 MHz
Detector = Peak
Low Channel Transmit = 5.170 GHz 5 MHz BW
Output Power Setting: 0
Channel 0
Frequency Range: 1 – 4.5 GHz

Per 789033 D02 General UNII Test Procedures DR02-41759, section II.G.2.(c): "an out-of-band emission that complies with both the average and peak limits of 15.209 is not required to satisfy the -27 dBm/MHz or -17 dBm/MHz maximum emission limit."

15.209 Peak limit: 74 dBµV/m @ 3 meters
RF conducted limit: 74 dBµV/m -95.2 (3 meters) – 3 dB (MIMO) – 23 dBi antenna gain = -47.2 dBm Peak

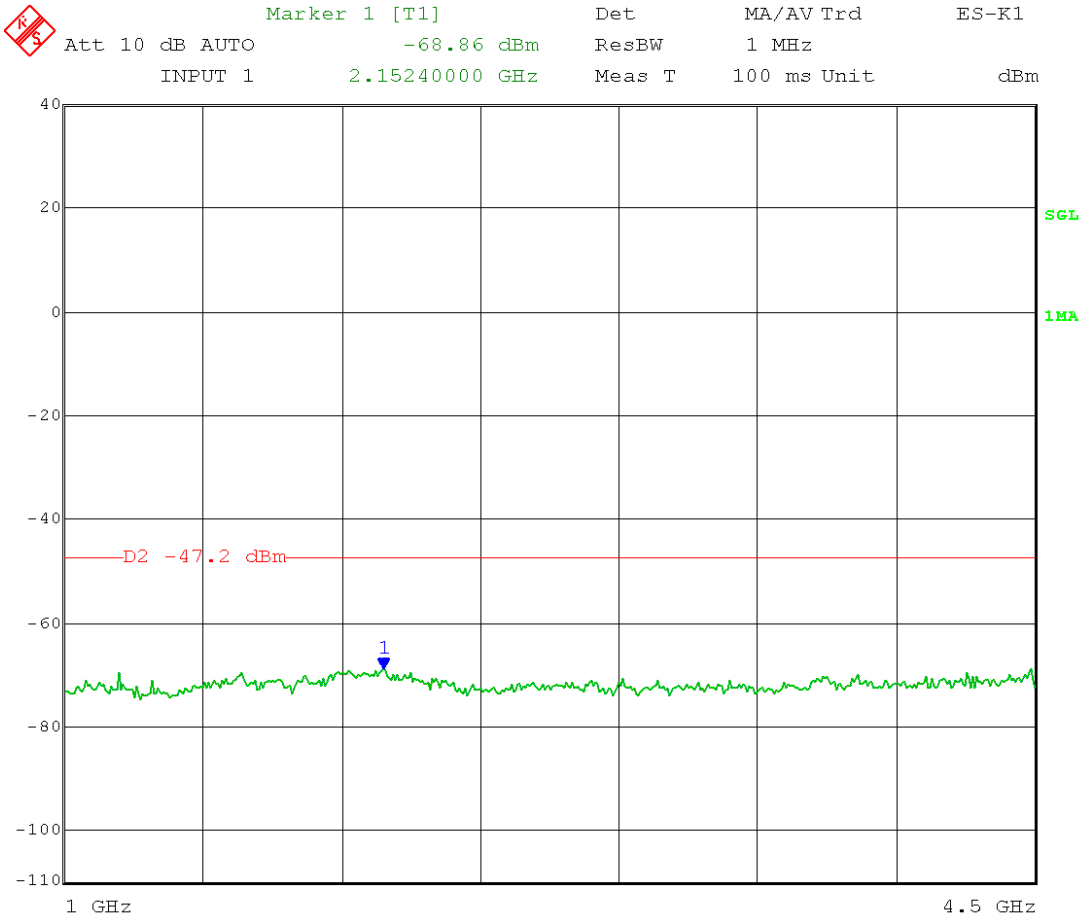

Test Date: 05-29-2014
Company: Cambium Networks
EUT: ePMP 5.1 AP UNII
Test: Maximum Unwanted Emission Levels - Conducted
Operator: Craig B / Paul L
Comment: Detector Bandwidth = 1 MHz
Detector = RMS
Low Channel Transmit = 5.170 GHz 5 MHz BW
Output Power Setting: 0
Channel 0
Frequency Range: 5.46 – 7 GHz

Per 789033 D02 General UNII Test Procedures DR02-41759, section II.G.2.(c): "an out-of-band emission that complies with both the average and peak limits of 15.209 is not required to satisfy the -27 dBm/MHz or -17 dBm/MHz maximum emission limit."

15.209 Average limit: 54 dBµV/m @ 3 meters
RF conducted limit: 54 dBµV/m -95.2 (3 meters) – 3 dB (MIMO) – 23 dBi antenna gain = -67.2 dBm Average

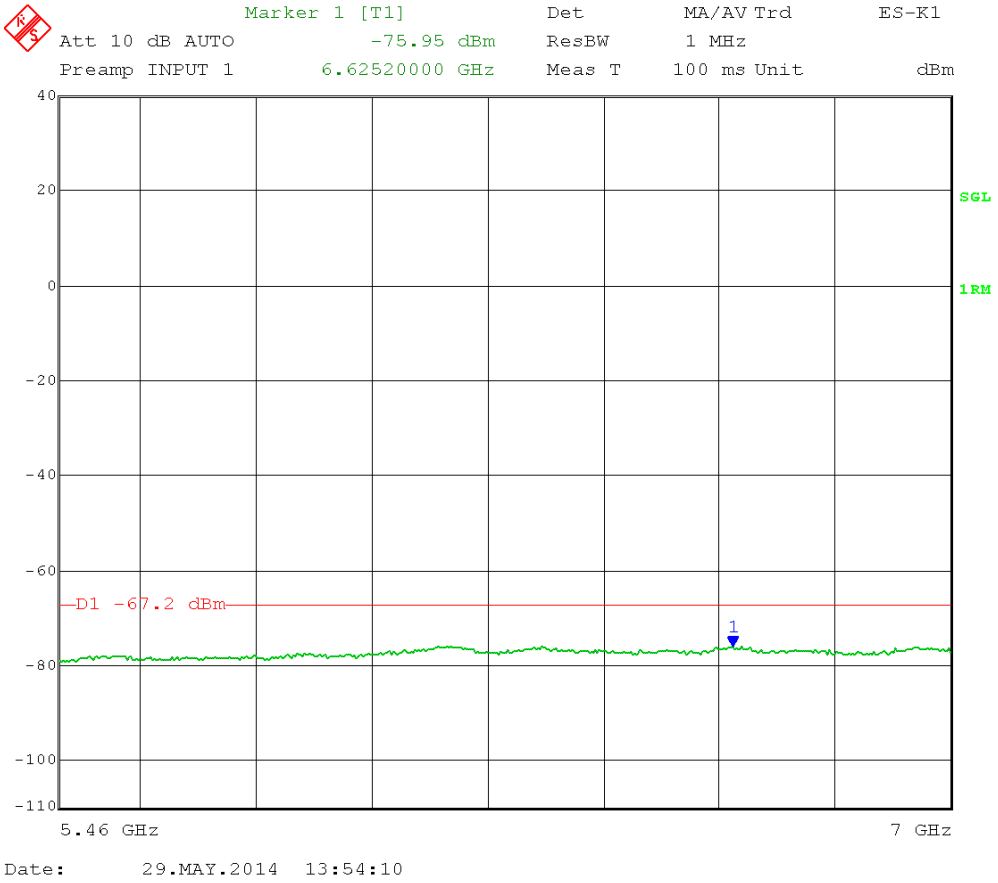

Test Date: 05-29-2014
Company: Cambium Networks
EUT: ePMP 5.1 AP UNII
Test: Maximum Unwanted Emission Levels - Conducted
Operator: Craig B / Paul L
Comment: Detector Bandwidth = 1 MHz
Detector = Peak
Low Channel Transmit = 5.170 GHz 5 MHz BW
Output Power Setting: 0
Channel 0
Frequency Range: 5.46 – 7 GHz

Per 789033 D02 General UNII Test Procedures DR02-41759, section II.G.2.(c): "an out-of-band emission that complies with both the average and peak limits of 15.209 is not required to satisfy the -27 dBm/MHz or -17 dBm/MHz maximum emission limit."

15.209 Peak limit: 74 dBµV/m @ 3 meters
RF conducted limit: 74 dBµV/m -95.2 (3 meters) – 3 dB (MIMO) – 23dBi antenna gain = -47.2 dBm Peak

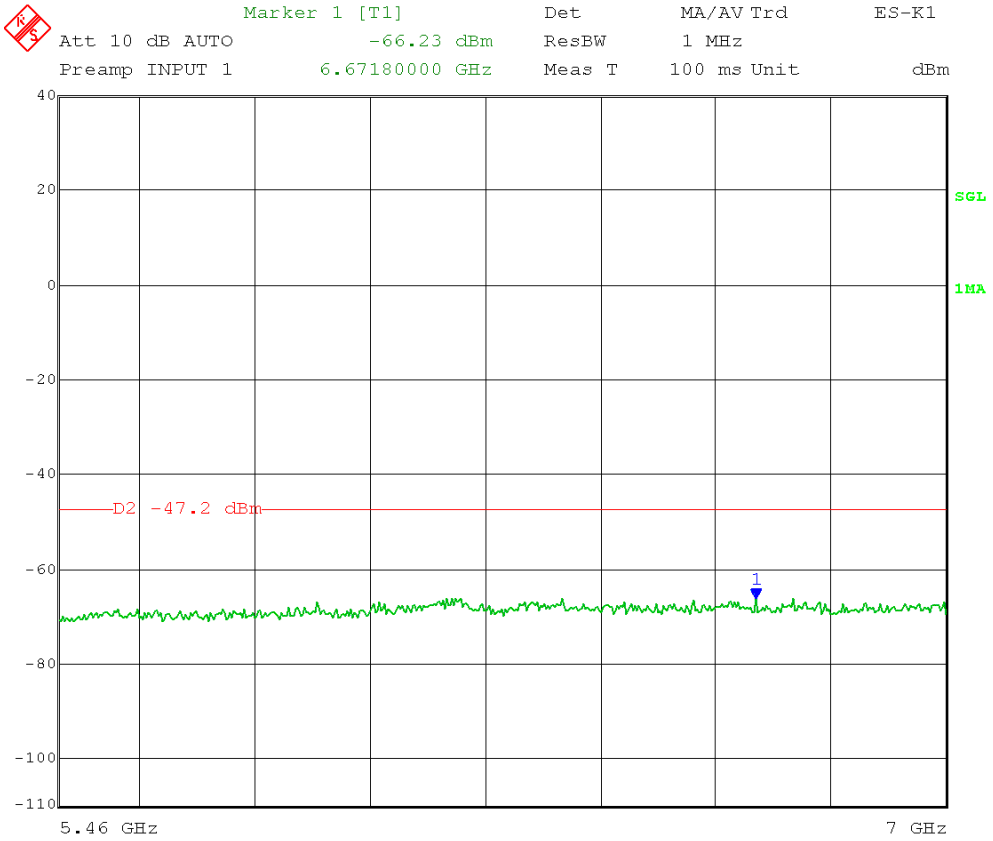

Date: 29.MAY.2014 13:55:29

Test Date: 05-29-2014
Company: Cambium Networks
EUT: ePMP 5.1 AP UNII
Test: Maximum Unwanted Emission Levels - Conducted
Operator: Craig B / Paul L
Comment: Detector Bandwidth = 1 MHz
Detector = RMS
Low Channel Transmit = 5.170 GHz 5 MHz BW
Output Power Setting: 0
Channel 0
Frequency Range: 7 – 18 GHz

Per 789033 D02 General UNII Test Procedures DR02-41759, section II.G.2.(c): "an out-of-band emission that complies with both the average and peak limits of 15.209 is not required to satisfy the -27 dBm/MHz or -17 dBm/MHz maximum emission limit."

15.209 Average limit: 54 dBµV/m @ 3 meters
RF conducted limit: 54 dBµV/m -95.2 (3 meters) – 3 dB (MIMO) – 23 dBi antenna gain = -67.2 dBm Average

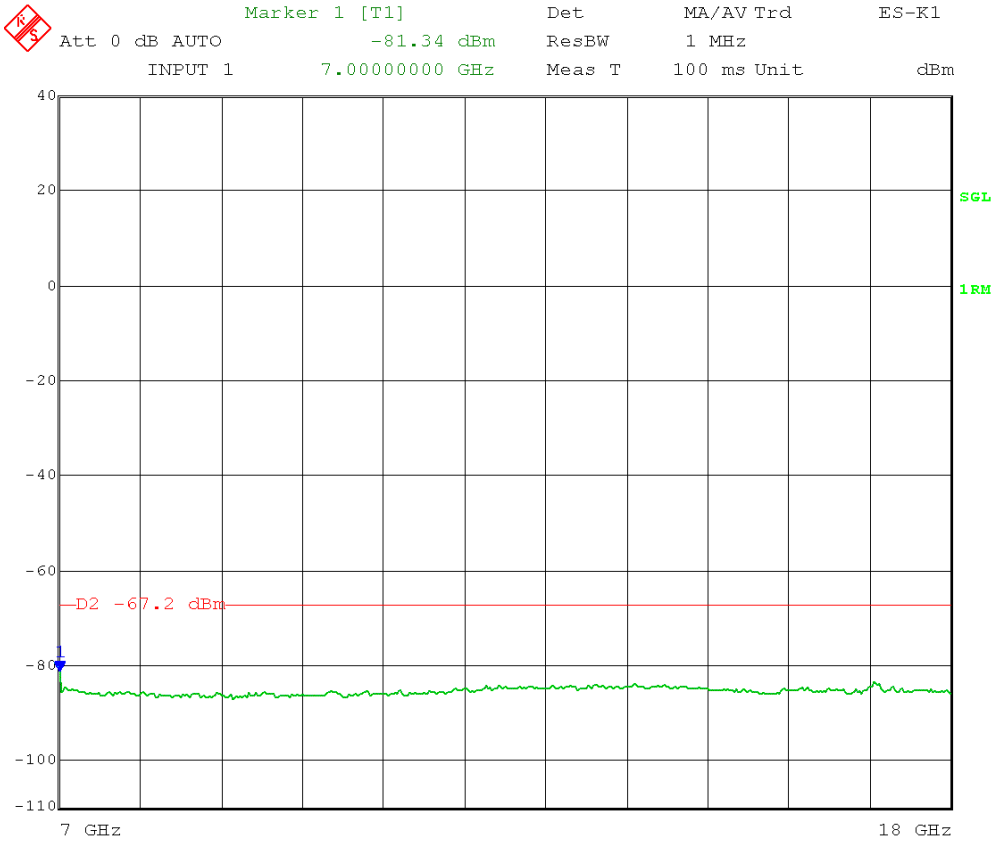

Date: 29.MAY.2014 15:30:45

Test Date: 05-29-2014
Company: Cambium Networks
EUT: ePMP 5.1 AP UNII
Test: Maximum Unwanted Emission Levels - Conducted
Operator: Craig B / Paul L
Comment: Detector Bandwidth = 1 MHz
Detector = Peak
Low Channel Transmit = 5.170 GHz 5 MHz BW
Output Power Setting: 0
Channel 0
Frequency Range: 7 – 18 GHz

Per 789033 D02 General UNII Test Procedures DR02-41759, section II.G.2.(c): "an out-of-band emission that complies with both the average and peak limits of 15.209 is not required to satisfy the -27 dBm/MHz or -17 dBm/MHz maximum emission limit."

15.209 Peak limit: 74 dBµV/m @ 3 meters
RF conducted limit: 74 dBµV/m -95.2 (3 meters) – 3 dB (MIMO) – 23 dBi antenna gain = -47.2 dBm Peak

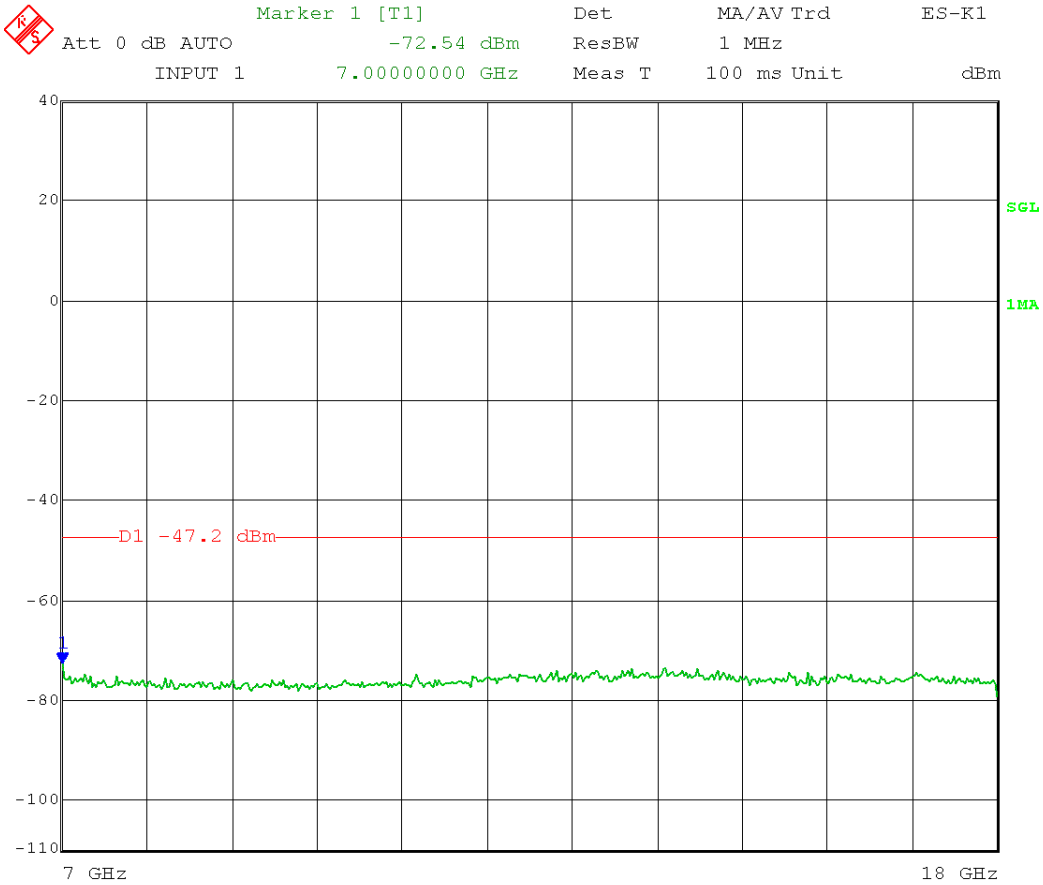

Date: 29.MAY.2014 15:29:21

Test Date: 05-30-2014
Company: Cambium Networks
EUT: ePMP 5.1 AP UNII
Test: Maximum Unwanted Emission Levels - Conducted
Operator: Craig B / Paul L
Comment: Detector Bandwidth = 1 MHz
Detector = RMS
Low Channel Transmit = 5.170 GHz 5 MHz BW
Output Power Setting: 0
Channel 0
Frequency Range: 18 – 26.5 GHz

Per 789033 D02 General UNII Test Procedures DR02-41759, section II.G.2.(c): "an out-of-band emission that complies with both the average and peak limits of 15.209 is not required to satisfy the -27 dBm/MHz or -17 dBm/MHz maximum emission limit."

15.209 Average limit: 54 dBµV/m @ 3 meters
RF conducted limit: 54 dBµV/m -95.2 (3 meters) – 3 dB (MIMO) – 23 dBi antenna gain = -67.2 dBm Average

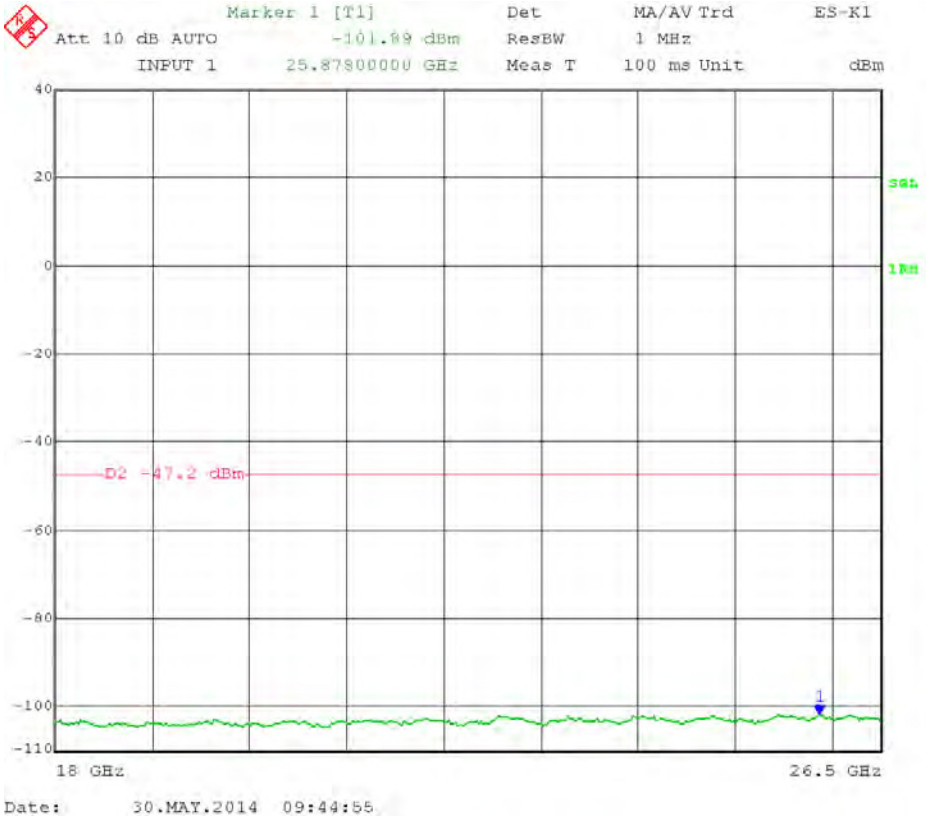

Test Date: 05-30-2014
Company: Cambium Networks
EUT: ePMP 5.1 AP UNII
Test: Maximum Unwanted Emission Levels - Conducted
Operator: Craig B / Paul L
Comment: Detector Bandwidth = 1 MHz
Detector = Peak
Low Channel Transmit = 5.170 GHz 5 MHz BW
Output Power Setting: 0
Channel 0
Frequency Range: 18 – 26.5 GHz

Per 789033 D02 General UNII Test Procedures DR02-41759, section II.G.2.(c): "an out-of-band emission that complies with both the average and peak limits of 15.209 is not required to satisfy the -27 dBm/MHz or -17 dBm/MHz maximum emission limit."

15.209 Peak limit: 74 dBµV/m @ 3 meters
RF conducted limit: 74 dBµV/m -95.2 (3 meters) – 3 dB (MIMO) – 23 dBi antenna gain = -47.2 dBm Peak

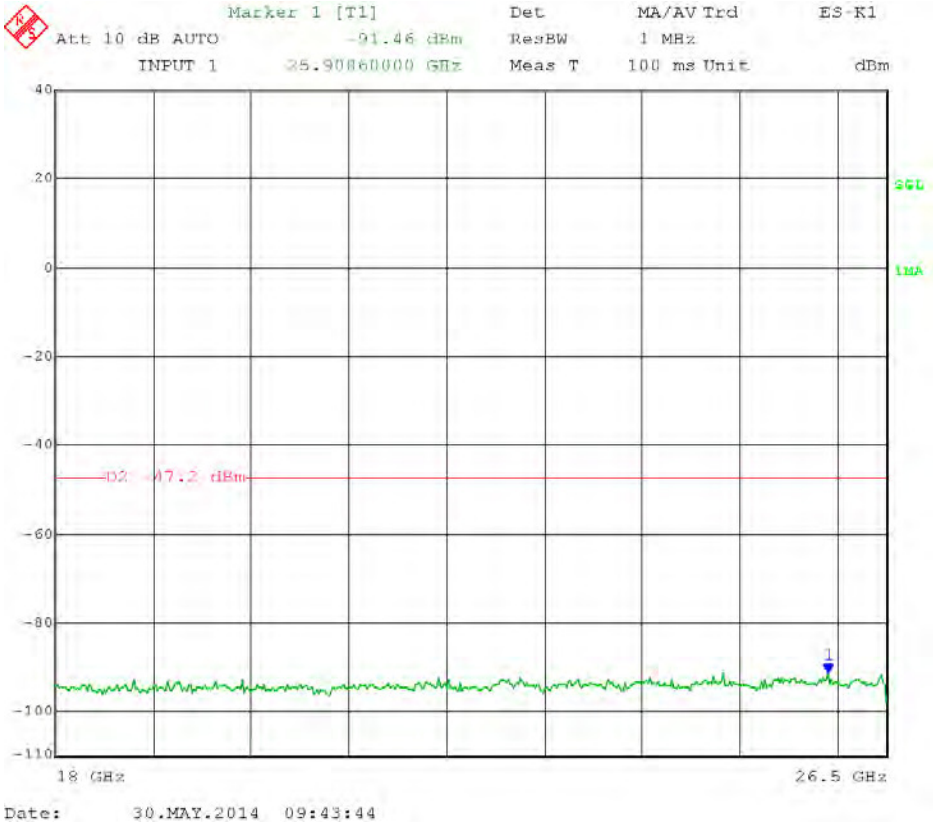

Test Date: 05-30-2014
Company: Cambium Networks
EUT: ePMP 5.1 AP UNII
Test: Maximum Unwanted Emission Levels - Conducted
Operator: Craig B / Paul L
Comment: Detector Bandwidth = 1 MHz
Detector = RMS
Low Channel Transmit = 5.170 GHz 5 MHz BW
Output Power Setting: 0
Channel 0
Frequency Range: 26.5 – 40 GHz

Per 789033 D02 General UNII Test Procedures DR02-41759, section II.G.2.(c): "an out-of-band emission that complies with both the average and peak limits of 15.209 is not required to satisfy the -27 dBm/MHz or -17 dBm/MHz maximum emission limit."

15.209 Average limit: 54 dBµV/m @ 3 meters
RF conducted limit: 54 dBµV/m -95.2 (3 meters) – 3 dB (MIMO) – 23 dBi antenna gain = -67.2 dBm Average

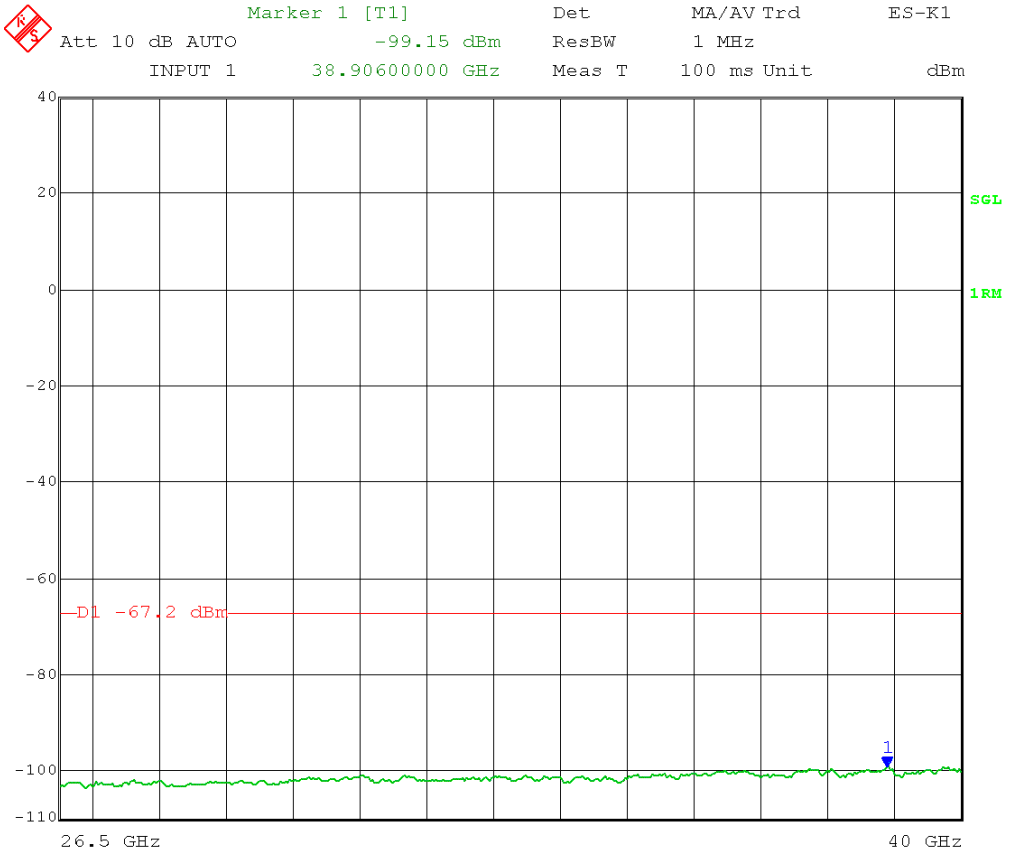

Test Date: 05-30-2014
Company: Cambium Networks
EUT: ePMP 5.1 AP UNII
Test: Maximum Unwanted Emission Levels - Conducted
Operator: Craig B / Paul L
Comment: Detector Bandwidth = 1 MHz
Detector = Peak
Low Channel Transmit = 5.170 GHz 5 MHz BW
Output Power Setting: 0
Channel 0
Frequency Range: 26.5 – 40 GHz

Per 789033 D02 General UNII Test Procedures DR02-41759, section II.G.2.(c): "an out-of-band emission that complies with both the average and peak limits of 15.209 is not required to satisfy the -27 dBm/MHz or -17 dBm/MHz maximum emission limit."

15.209 Peak limit: 74 dBµV/m @ 3 meters
RF conducted limit: 74 dBµV/m -95.2 (3 meters) – 3 dB (MIMO) – 23 dBi antenna gain = -47.2 dBm Peak

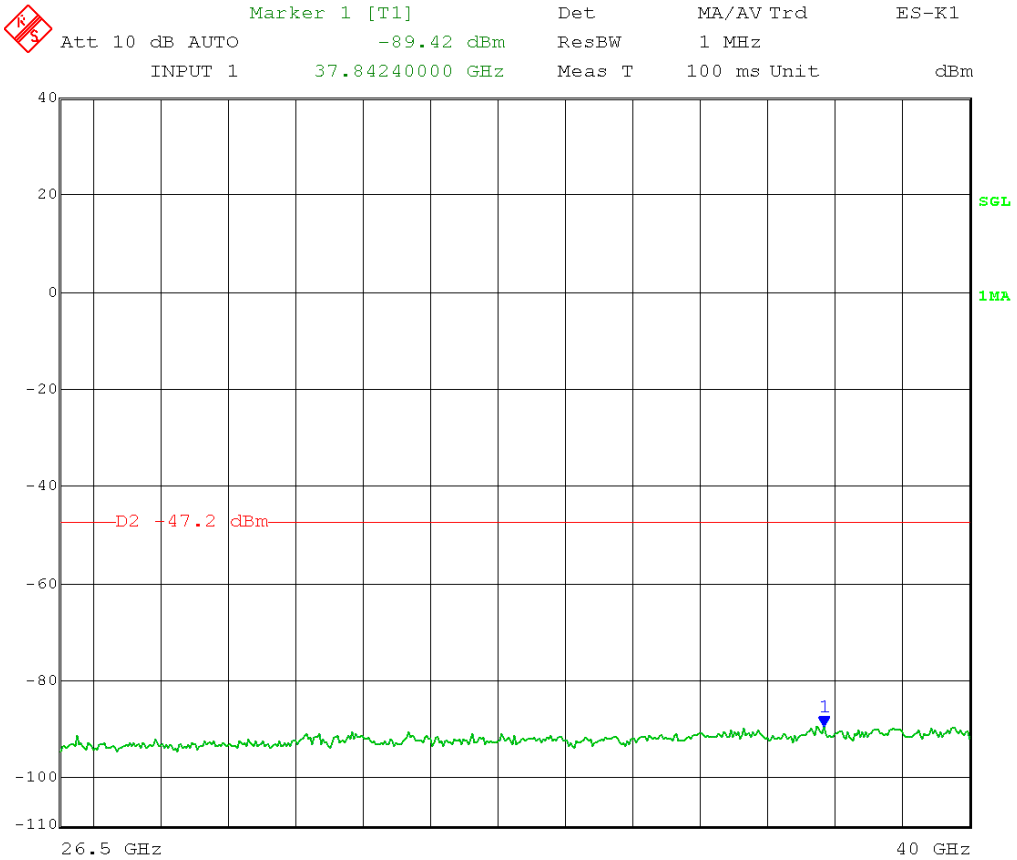

Date: 30.MAY.2014 10:56:07

Test Date: 05-20-2014
Company: Cambium Networks
EUT: ePMP 5.1 AP UNII
Test: Maximum Unwanted Emission Levels - Conducted
Operator: Craig B / Paul L
Comment: Detector Bandwidth = 120 kHz
Detector = Peak
Mid Channel Transmit = 5.200 GHz 5 MHz BW
Output Power Setting: 0
Channel 0
Frequency Range 30 MHz – 88 MHz

Per 789033 D02 General UNII Test Procedures DR02-41759, section II.G.2.(c): "an out-of-band emission that complies with both the average and peak limits of 15.209 is not required to satisfy the -27 dBm/MHz or -17 dBm/MHz maximum emission limit."

15.209 Limit 30-88 MHz: 40 dBµV/m @ 3 meters
RF conducted limit: 40 dBµV/m -95.2 (3 meters) – 4.7 (ground plane) – 3dB (MIMO) – 23 dBi antenna gain = -85.9 dBm Quasi-Peak

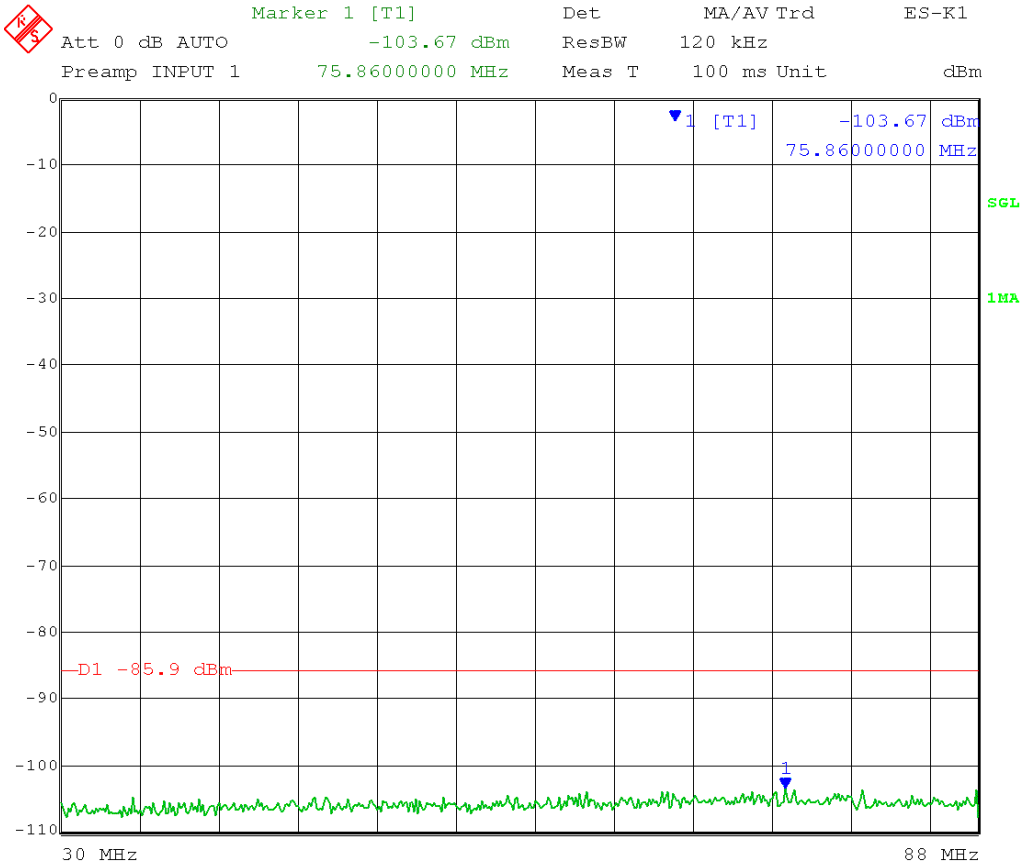

Date: 20.MAY.2014 12:53:01

Test Date: 05-20-2014
Company: Cambium Networks
EUT: ePMP 5.1 AP UNII
Test: Maximum Unwanted Emission Levels - Conducted
Operator: Craig B / Paul L
Comment: Detector Bandwidth = 120 kHz
Detector = Peak
Mid Channel Transmit = 5.200 GHz 5 MHz BW
Output Power Setting: 0
Channel 0
Frequency Range 88 MHz – 216 MHz

Per 789033 D02 General UNII Test Procedures DR02-41759, section II.G.2.(c): "an out-of-band emission that complies with both the average and peak limits of 15.209 is not required to satisfy the -27 dBm/MHz or -17 dBm/MHz maximum emission limit."

15.209 Limit 88-216 MHz: 43.5 dBµV/m @ 3 meters
RF conducted limit: 43.5 dBµV/m -95.2 (3 meters) – 4.7 (ground plane) – 3dB (MIMO) – 23 dBi antenna gain = -82.4 dBm Quasi-Peak

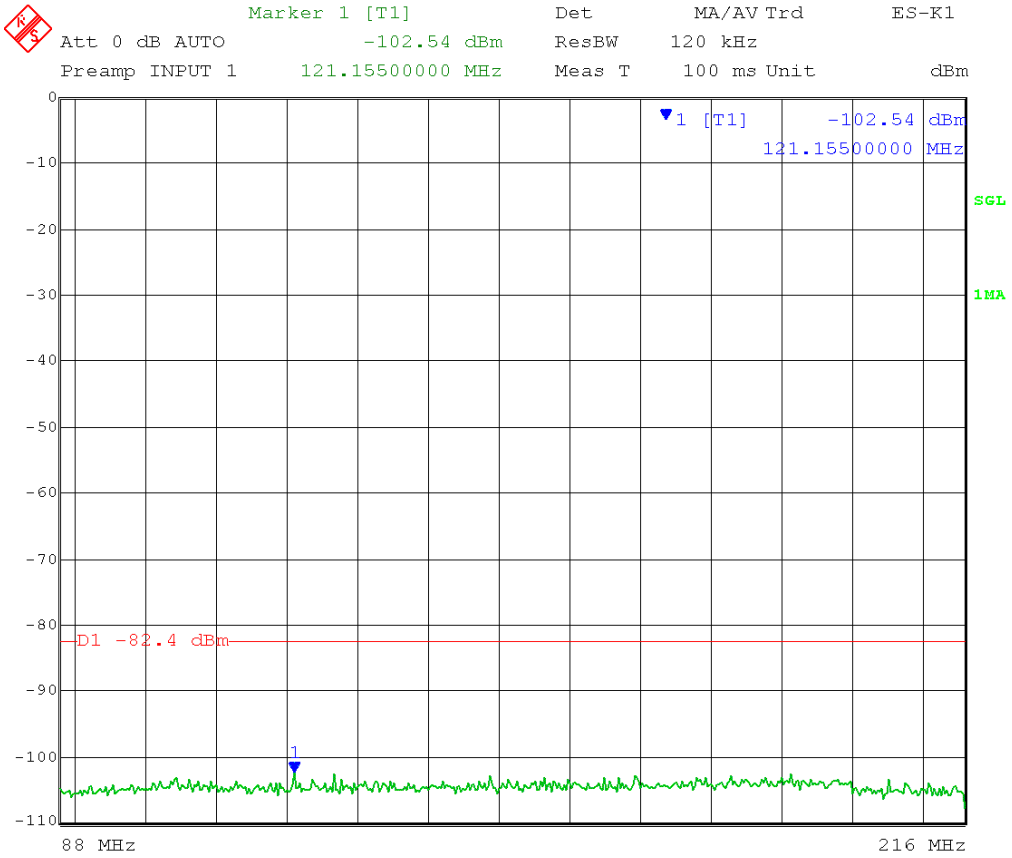

Date: 20.MAY.2014 12:58:52

Test Date: 05-20-2014
Company: Cambium Networks
EUT: ePMP 5.1 AP UNII
Test: Maximum Unwanted Emission Levels - Conducted
Operator: Craig B / Paul L
Comment: Detector Bandwidth = 120 kHz
Detector = Peak
Mid Channel Transmit = 5.200 GHz 5 MHz BW
Output Power Setting: 0
Channel 0
Frequency Range: 216 MHz – 960 MHz

Per 789033 D02 General UNII Test Procedures DR02-41759, section II.G.2.(c): "an out-of-band emission that complies with both the average and peak limits of 15.209 is not required to satisfy the -27 dBm/MHz or -17 dBm/MHz maximum emission limit."

15.209 Limit 216-960 MHz: 46 dBµV/m @ 3 meters
RF conducted limit: 46 dBµV/m -95.2 (3 meters) – 4.7 (ground plane) – 3dB (MIMO) – 23 dBi antenna gain = -79.9 dBm Quasi-Peak

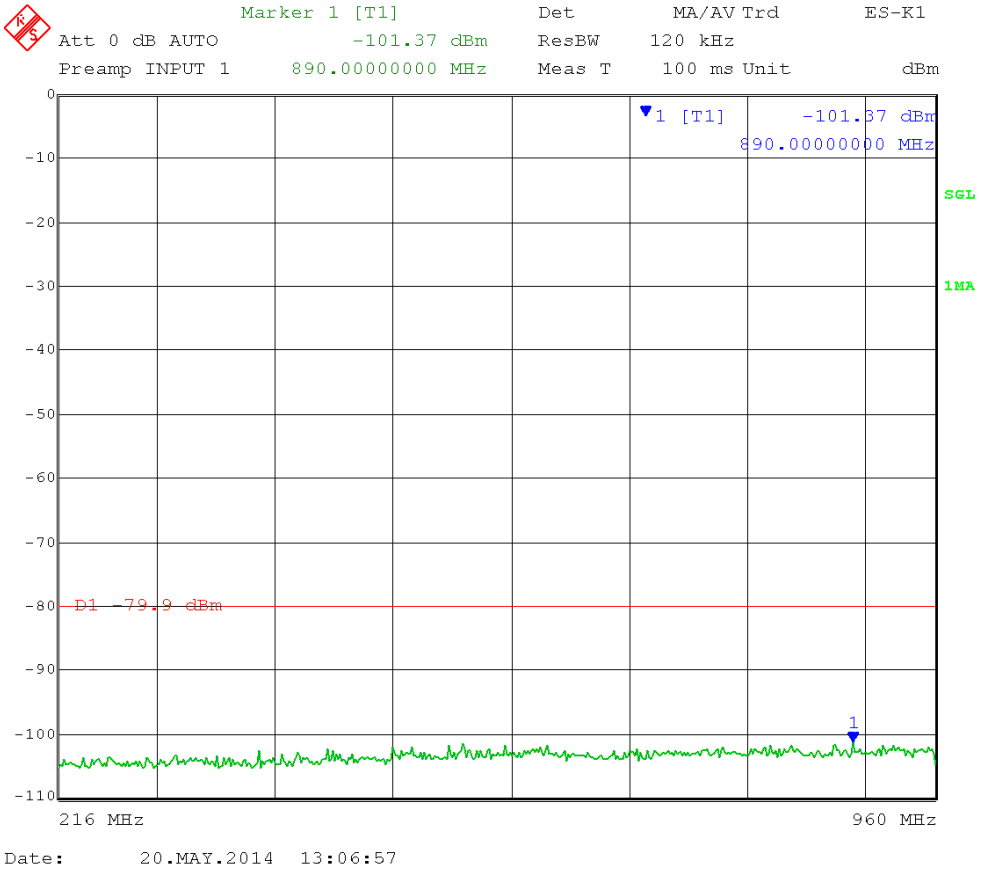

Test Date: 05-20-2014
Company: Cambium Networks
EUT: ePMP 5.1 AP UNII
Test: Maximum Unwanted Emission Levels - Conducted
Operator: Craig B / Paul L
Comment: Detector Bandwidth = 120 kHz
Detector = Peak
Mid Channel Transmit = 5.200 GHz 5 MHz BW
Output Power Setting: 0
Channel 0
Frequency Range: 960 MHz – 1000 MHz

Per 789033 D02 General UNII Test Procedures DR02-41759, section II.G.2.(c): "an out-of-band emission that complies with both the average and peak limits of 15.209 is not required to satisfy the -27 dBm/MHz or -17 dBm/MHz maximum emission limit."

15.209 Limit 960-1000 MHz: 54 dBµV/m @ 3 meters
RF conducted limit: 54 dBµV/m -95.2 (3 meters) – 4.7 (ground plane) – 3dB (MIMO) – 23 dBi antenna gain = -71.9 dBm Quasi-Peak

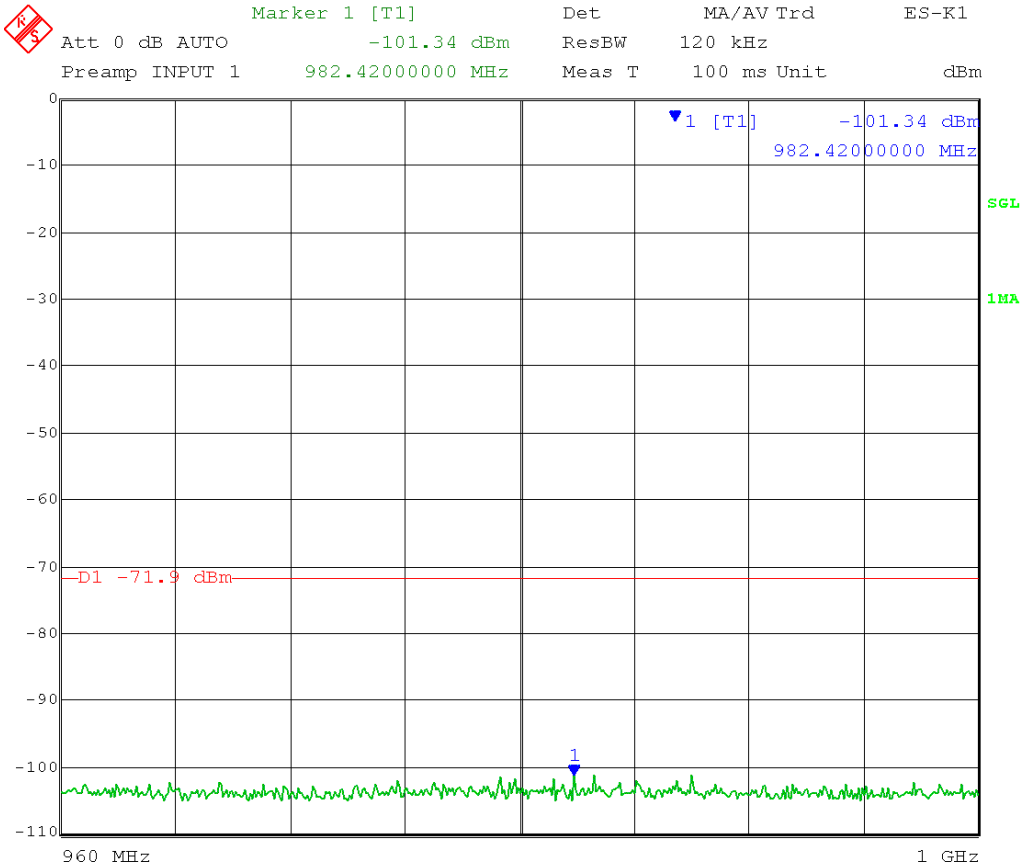

Date: 20.MAY.2014 13:13:17

Test Date: 05-29-2014
Company: Cambium Networks
EUT: ePMP 5.1 AP UNII
Test: Maximum Unwanted Emission Levels - Conducted
Operator: Craig B / Paul L
Comment: Detector Bandwidth = 1 MHz
Detector = RMS
Mid Channel Transmit = 5.200 GHz 5 MHz BW
Output Power Setting: 0
Channel 0
Frequency Range: 1 – 4.5 GHz

Per 789033 D02 General UNII Test Procedures DR02-41759, section II.G.2.(c): "an out-of-band emission that complies with both the average and peak limits of 15.209 is not required to satisfy the -27 dBm/MHz or -17 dBm/MHz maximum emission limit."

15.209 Average limit: 54 dBµV/m @ 3 meters
RF conducted limit: 54 dBµV/m -95.2 (3 meters) – 3 dB (MIMO) – 23 dBi antenna gain = -67.2 dBm Average

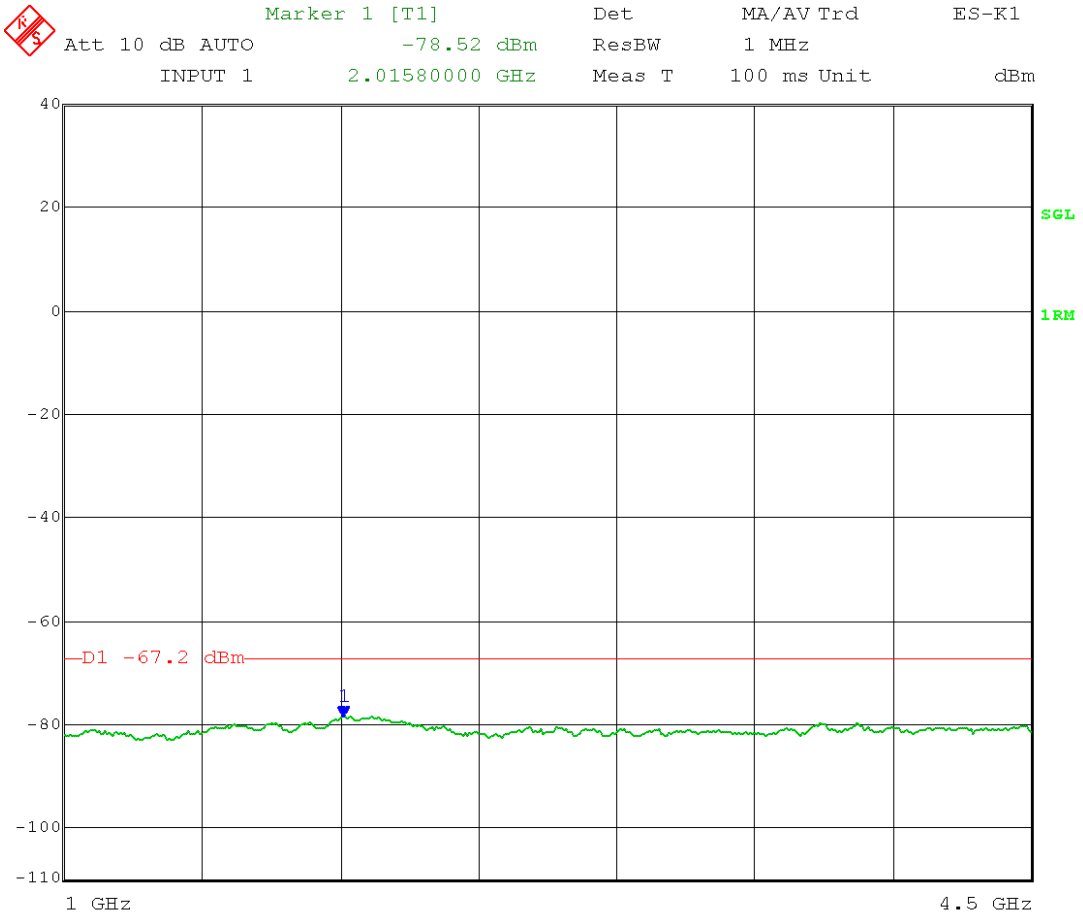

Date: 29.MAY.2014 10:32:24

Test Date: 05-29-2014
Company: Cambium Networks
EUT: ePMP 5.1 AP UNII
Test: Maximum Unwanted Emission Levels - Conducted
Operator: Craig B / Paul L
Comment: Detector Bandwidth = 1 MHz
Detector = Peak
Mid Channel Transmit = 5.200 GHz 5 MHz BW
Output Power Setting: 0
Channel 0
Frequency Range: 1 – 4.5 GHz

Per 789033 D02 General UNII Test Procedures DR02-41759, section II.G.2.(c): "an out-of-band emission that complies with both the average and peak limits of 15.209 is not required to satisfy the -27 dBm/MHz or -17 dBm/MHz maximum emission limit."

15.209 Peak limit: 74 dBµV/m @ 3 meters
RF conducted limit: 74 dBµV/m -95.2 (3 meters) – 3 dB (MIMO) – 23 dBi antenna gain = -47.2 dBm Peak

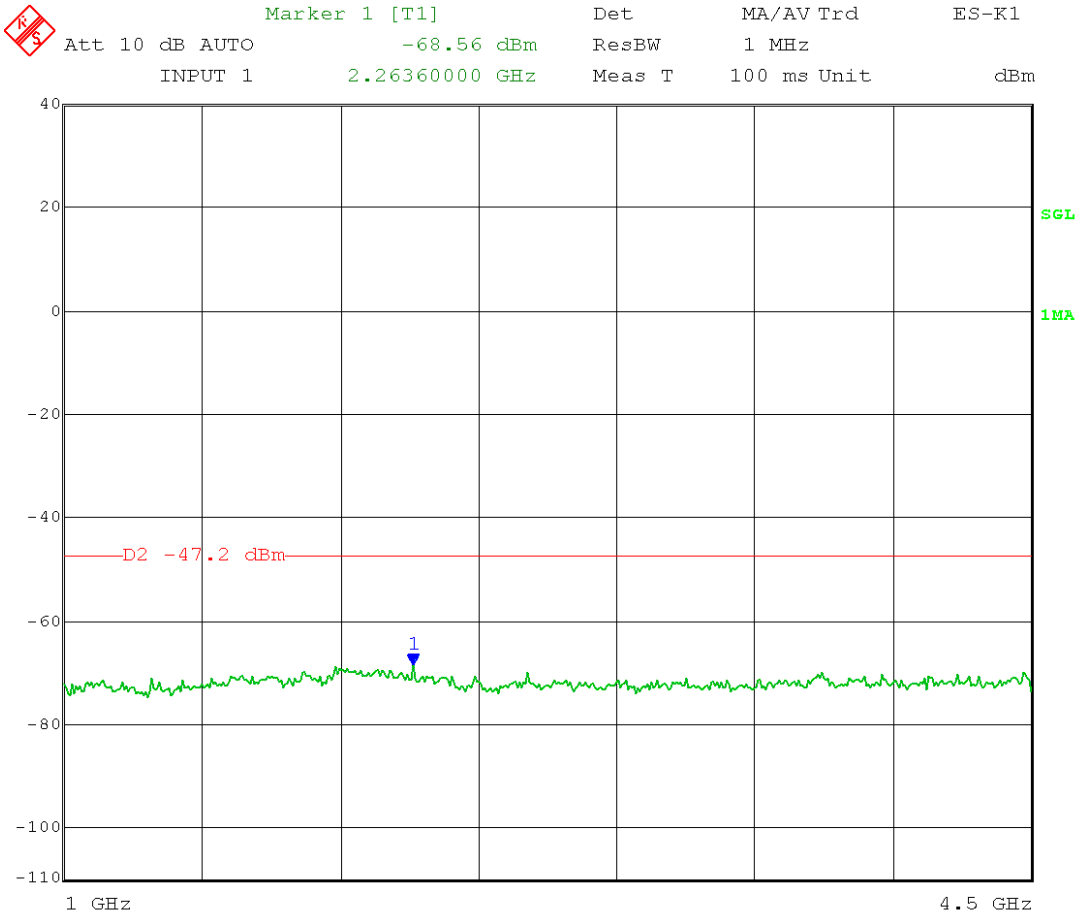

Test Date: 05-29-2014
Company: Cambium Networks
EUT: ePMP 5.1 AP UNII
Test: Maximum Unwanted Emission Levels - Conducted
Operator: Craig B / Paul L
Comment: Detector Bandwidth = 1 MHz
Detector = RMS
Mid Channel Transmit = 5.200 GHz 5 MHz BW
Output Power Setting: 0
Channel 0
Frequency Range: 5.46 – 7 GHz

Per 789033 D02 General UNII Test Procedures DR02-41759, section II.G.2.(c): "an out-of-band emission that complies with both the average and peak limits of 15.209 is not required to satisfy the -27 dBm/MHz or -17 dBm/MHz maximum emission limit."

15.209 Average limit: 54 dBµV/m @ 3 meters
RF conducted limit: 54 dBµV/m -95.2 (3 meters) – 3 dB (MIMO) – 23 dBi antenna gain = -67.2 dBm Average
NOTE: emission shown is NOT in a restricted band; see next page for measurement of this emission.

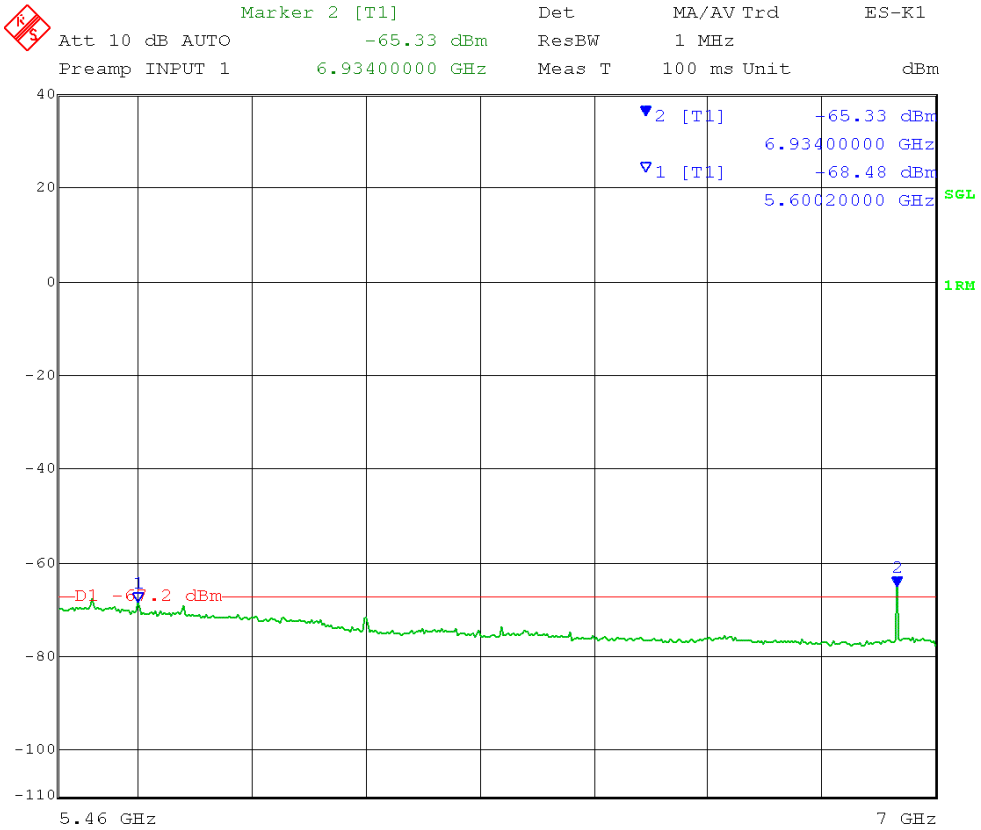

Date: 29.MAY.2014 14:07:37

Test Date: 05-29-2014
Company: Cambium Networks
EUT: ePMP 5.1 AP UNII
Test: Maximum Unwanted Emission Levels - Conducted
Operator: Craig B / Paul L
Comment: Detector Bandwidth = 1 MHz
Detector = Peak
Mid Channel Transmit = 5.200 GHz 5 MHz BW
Output Power Setting: 0
Channel 0
Frequency Range: 5.46 – 7 GHz

Per 789033 D02 General UNII Test Procedures DR02-41759, section II.G.2.(c): "an out-of-band emission that complies with both the average and peak limits of 15.209 is not required to satisfy the -27 dBm/MHz or -17 dBm/MHz maximum emission limit."

NOTE: Emission is not in restricted band.

Non-restricted band RF conducted limit: -27 dBm/MHz – 3 dB (MIMO) – 23 dBi antenna gain = -53 dBm/MHz Peak

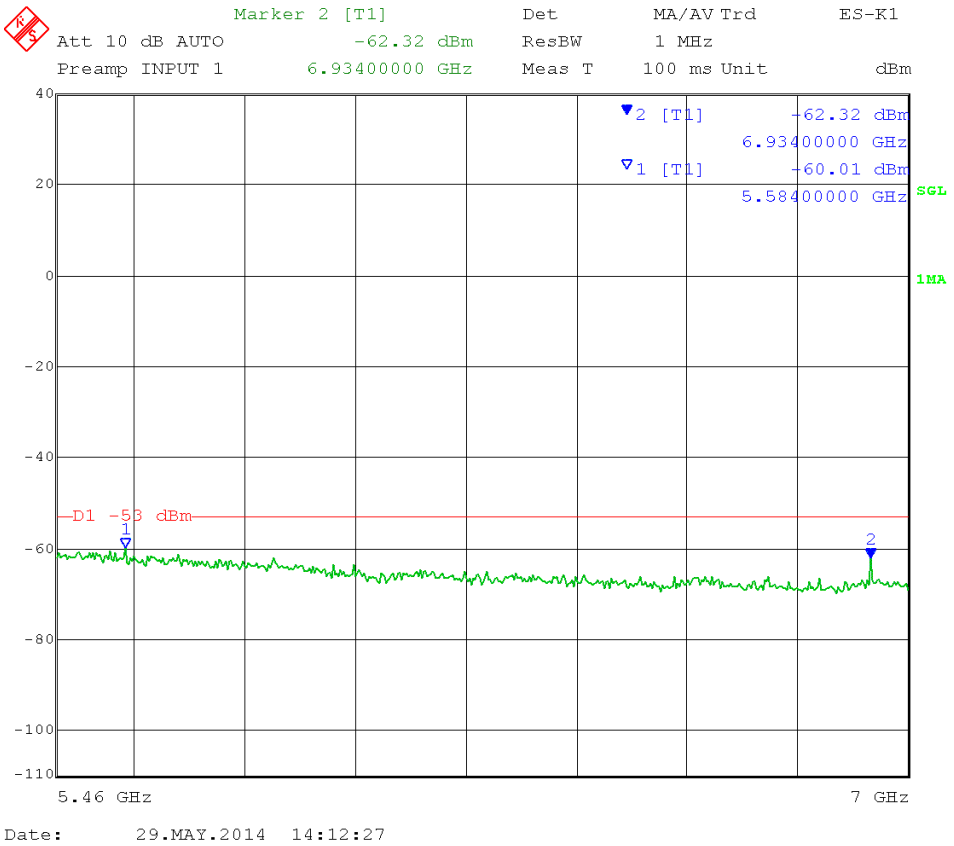

Date: 29.MAY.2014 14:12:27

Test Date: 05-29-2014
Company: Cambium Networks
EUT: ePMP 5.1 AP UNII
Test: Maximum Unwanted Emission Levels - Conducted
Operator: Craig B / Paul L
Comment: Detector Bandwidth = 1 MHz
Detector = RMS
Mid Channel Transmit = 5.200 GHz 5 MHz BW
Output Power Setting: 0
Channel 0
Frequency Range: 7 – 18 GHz

Per 789033 D02 General UNII Test Procedures DR02-41759, section II.G.2.(c): "an out-of-band emission that complies with both the average and peak limits of 15.209 is not required to satisfy the -27 dBm/MHz or -17 dBm/MHz maximum emission limit."

15.209 Average limit: 54 dBµV/m @ 3 meters
RF conducted limit: 54 dBµV/m -95.2 (3 meters) – 3 dB (MIMO) – 23 dBi antenna gain = -67.2 dBm Average

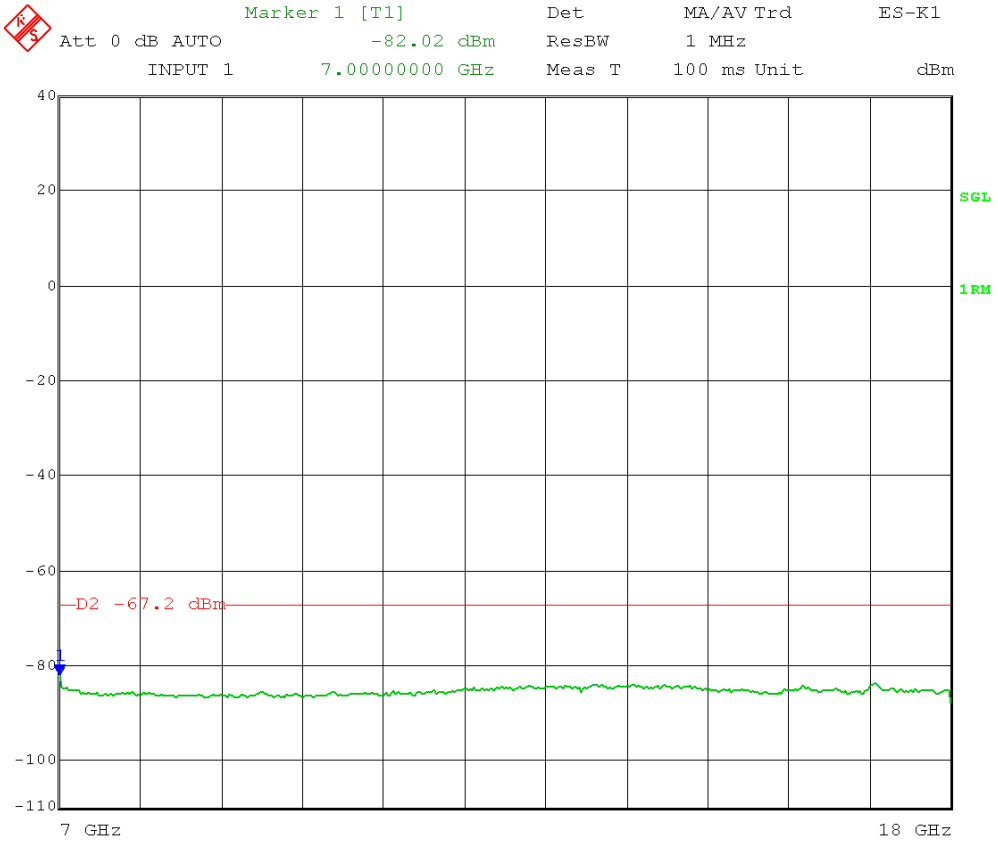

Date: 29.MAY.2014 15:35:18

Test Date: 05-29-2014
Company: Cambium Networks
EUT: ePMP 5.1 AP UNII
Test: Maximum Unwanted Emission Levels - Conducted
Operator: Craig B / Paul L
Comment: Detector Bandwidth = 1 MHz
Detector = Peak
Mid Channel Transmit = 5.200 GHz 5 MHz BW
Output Power Setting: 0
Channel 0
Frequency Range: 7 – 18 GHz

Per 789033 D02 General UNII Test Procedures DR02-41759, section II.G.2.(c): "an out-of-band emission that complies with both the average and peak limits of 15.209 is not required to satisfy the -27 dBm/MHz or -17 dBm/MHz maximum emission limit."

15.209 Peak limit: 74 dBµV/m @ 3 meters
RF conducted limit: 74 dBµV/m -95.2 (3 meters) – 3 dB (MIMO) – 23 dBi antenna gain = -47.2 dBm Peak

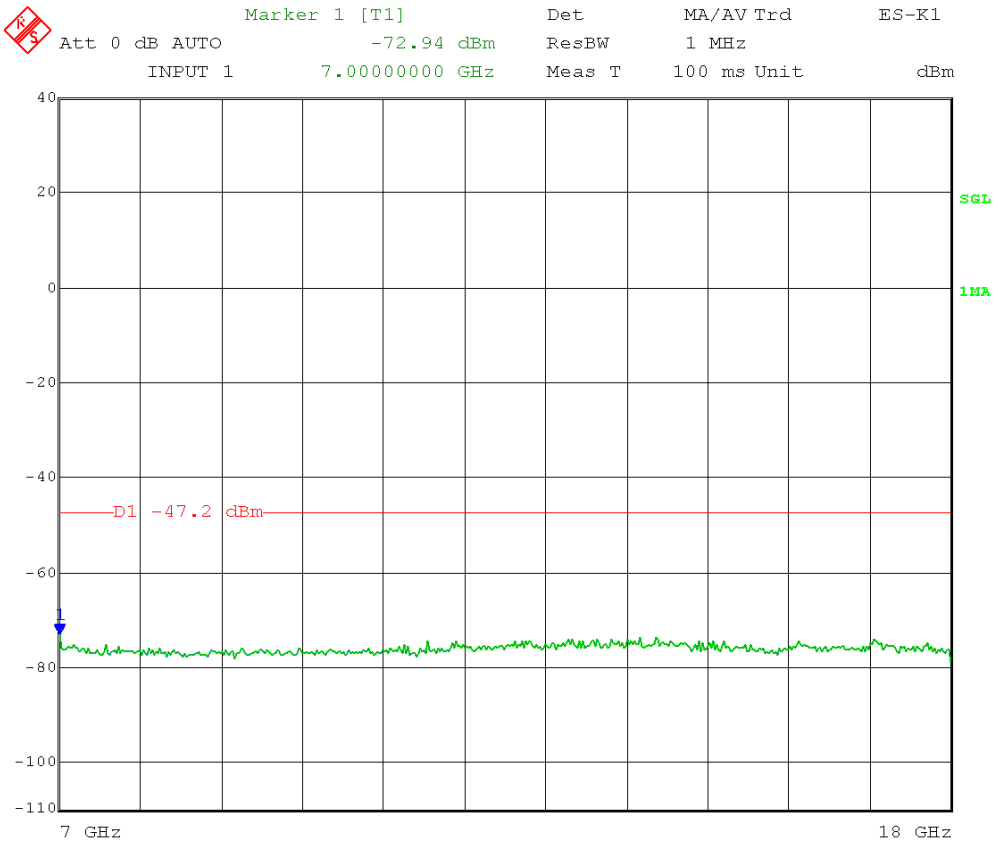

Date: 29.MAY.2014 15:36:42

Test Date: 05-30-2014
Company: Cambium Networks
EUT: ePMP 5.1 AP UNII
Test: Maximum Unwanted Emission Levels - Conducted
Operator: Craig B / Paul L
Comment: Detector Bandwidth = 1 MHz
Detector = RMS
Mid Channel Transmit = 5.200 GHz 5 MHz BW
Output Power Setting: 0
Channel 0
Frequency Range: 18 – 26.5 GHz

Per 789033 D02 General UNII Test Procedures DR02-41759, section II.G.2.(c): "an out-of-band emission that complies with both the average and peak limits of 15.209 is not required to satisfy the -27 dBm/MHz or -17 dBm/MHz maximum emission limit."

15.209 Average limit: 54 dBµV/m @ 3 meters
RF conducted limit: 54 dBµV/m -95.2 (3 meters) – 3 dB (MIMO) – 23 dBi antenna gain = -67.2 dBm Average

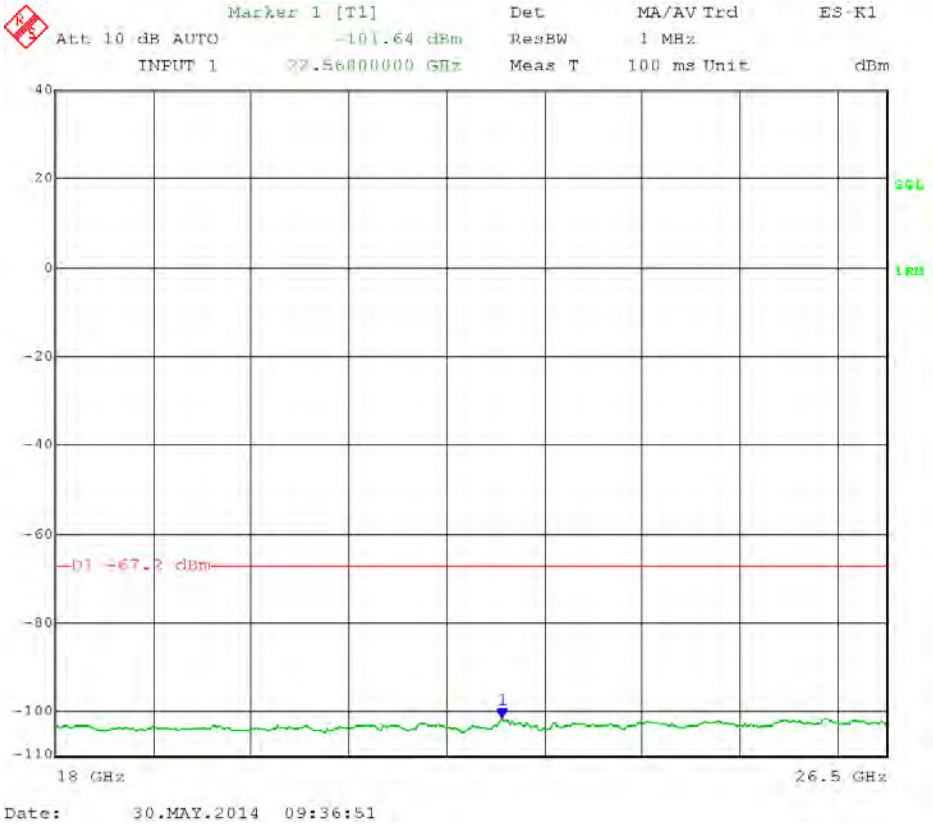

Test Date: 05-30-2014
Company: Cambium Networks
EUT: ePMP 5.1 AP UNII
Test: Maximum Unwanted Emission Levels - Conducted
Operator: Craig B / Paul L
Comment: Detector Bandwidth = 1 MHz
Detector = Peak
Mid Channel Transmit = 5.200 GHz 5 MHz BW
Output Power Setting: 0
Channel 0
Frequency Range: 18 – 26.5 GHz

Per 789033 D02 General UNII Test Procedures DR02-41759, section II.G.2.(c): "an out-of-band emission that complies with both the average and peak limits of 15.209 is not required to satisfy the -27 dBm/MHz or -17 dBm/MHz maximum emission limit."

15.209 Peak limit: 74 dBµV/m @ 3 meters
RF conducted limit: 74 dBµV/m -95.2 (3 meters) – 3 dB (MIMO) – 23 dBi antenna gain = -47.2 dBm Peak

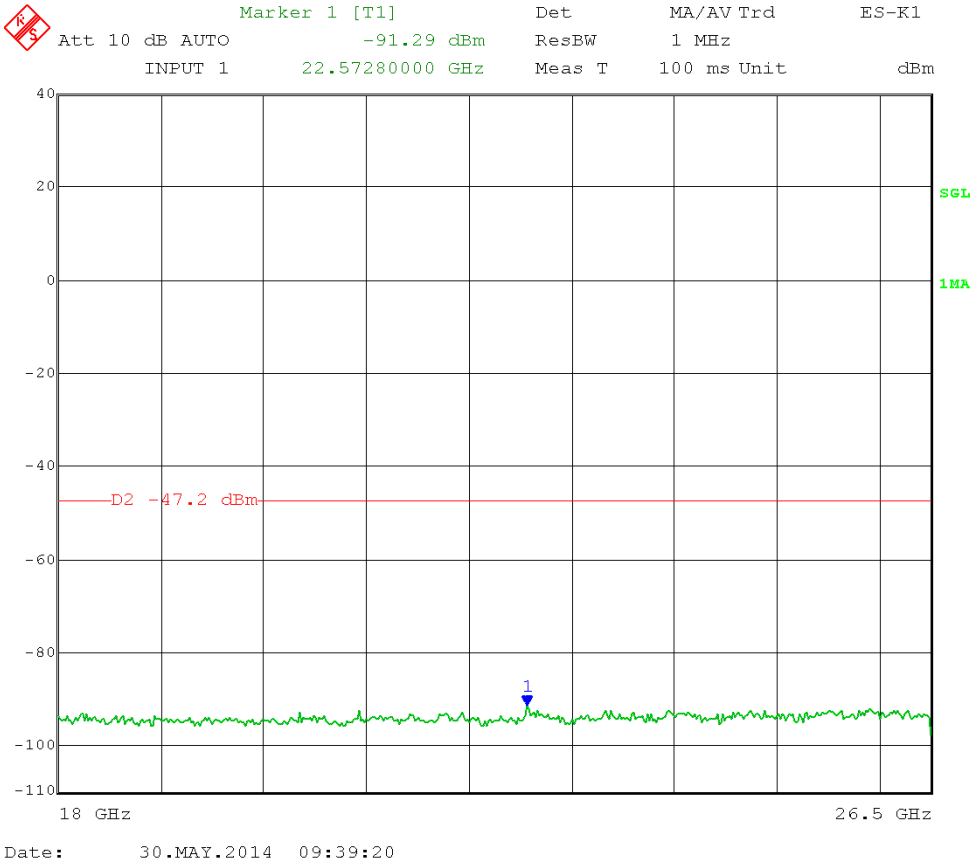

Test Date: 05-30-2014
Company: Cambium Networks
EUT: ePMP 5.1 AP UNII
Test: Maximum Unwanted Emission Levels - Conducted
Operator: Craig B / Paul L
Comment: Detector Bandwidth = 1 MHz
Detector = RMS
Mid Channel Transmit = 5.200 GHz 5 MHz BW
Output Power Setting: 0
Channel 0
Frequency Range: 26.5 – 40 GHz

Per 789033 D02 General UNII Test Procedures DR02-41759, section II.G.2.(c): "an out-of-band emission that complies with both the average and peak limits of 15.209 is not required to satisfy the -27 dBm/MHz or -17 dBm/MHz maximum emission limit."

15.209 Average limit: 54 dBµV/m @ 3 meters
RF conducted limit: 54 dBµV/m -95.2 (3 meters) – 3 dB (MIMO) – 23 dBi antenna gain = -67.2 dBm Average

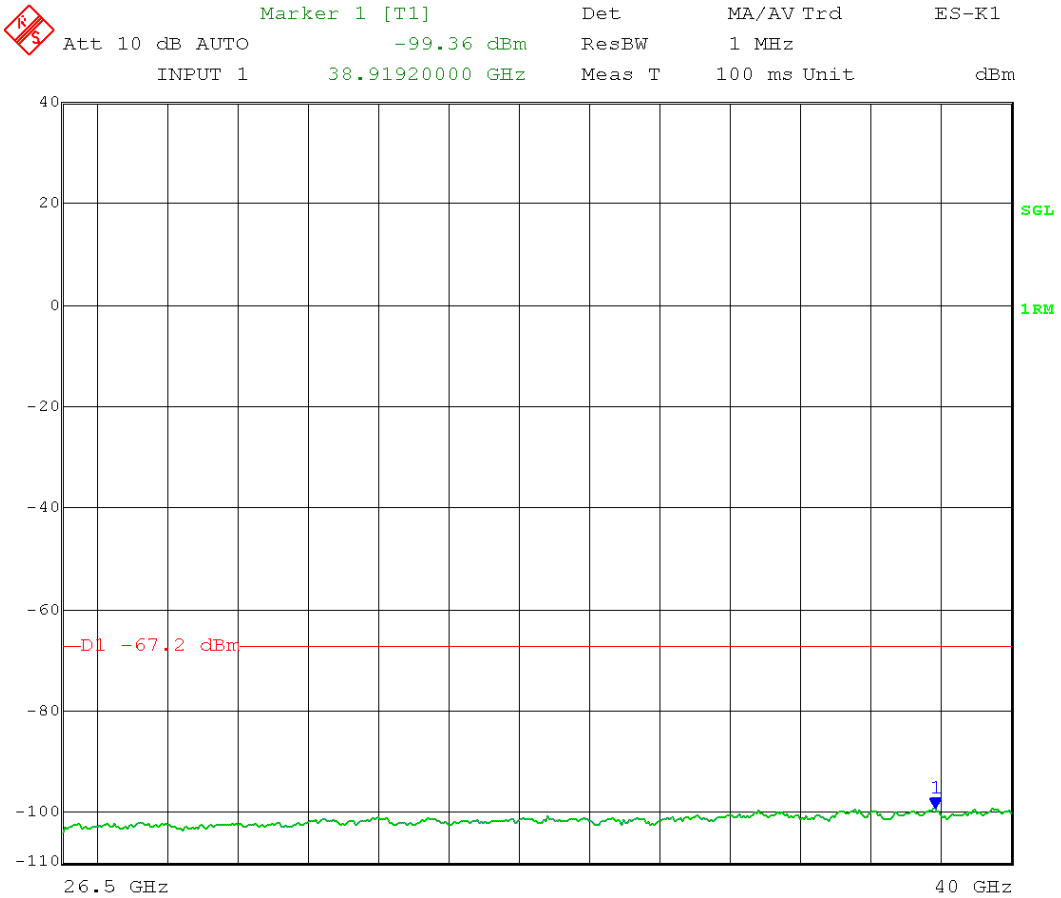

Date: 30.MAY.2014 11:00:59

Test Date: 05-30-2014
Company: Cambium Networks
EUT: ePMP 5.1 AP UNII
Test: Maximum Unwanted Emission Levels - Conducted
Operator: Craig B / Paul L
Comment: Detector Bandwidth = 1 MHz
Detector = Peak
Mid Channel Transmit = 5.200 GHz 5 MHz BW
Output Power Setting: 0
Channel 0
Frequency Range: 26.5 – 40 GHz

Per 789033 D02 General UNII Test Procedures DR02-41759, section II.G.2.(c): "an out-of-band emission that complies with both the average and peak limits of 15.209 is not required to satisfy the -27 dBm/MHz or -17 dBm/MHz maximum emission limit."

15.209 Peak limit: 74 dBµV/m @ 3 meters
RF conducted limit: 74 dBµV/m -95.2 (3 meters) – 3 dB (MIMO) – 23 dBi antenna gain = -47.2 dBm Peak

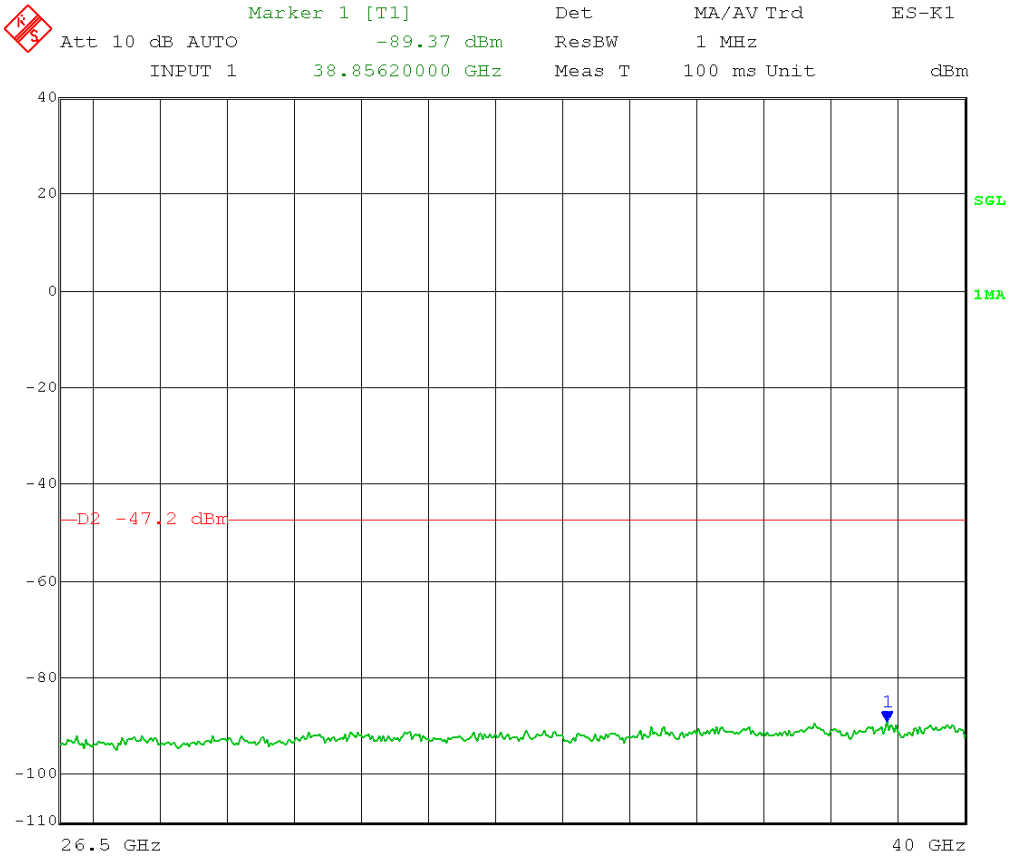

Date: 30.MAY.2014 11:02:21

Test Date: 05-20-2014
Company: Cambium Networks
EUT: ePMP 5.1 AP UNII
Test: Maximum Unwanted Emission Levels - Conducted
Operator: Craig B / Paul L
Comment: Detector Bandwidth = 120 kHz
Detector = Peak
High Channel Transmit = 5.245 GHz 5 MHz BW
Output Power Setting: 7
Channel 0
Frequency Range 30 MHz – 88 MHz

Per 789033 D02 General UNII Test Procedures DR02-41759, section II.G.2.(c): "an out-of-band emission that complies with both the average and peak limits of 15.209 is not required to satisfy the -27 dBm/MHz or -17 dBm/MHz maximum emission limit."

15.209 Limit 30-88 MHz: 40 dBµV/m @ 3 meters
RF conducted limit: 40 dBµV/m -95.2 (3 meters) – 4.7 (ground plane) – 3dB (MIMO) – 23 dBi antenna gain = -85.9 dBm Quasi-Peak

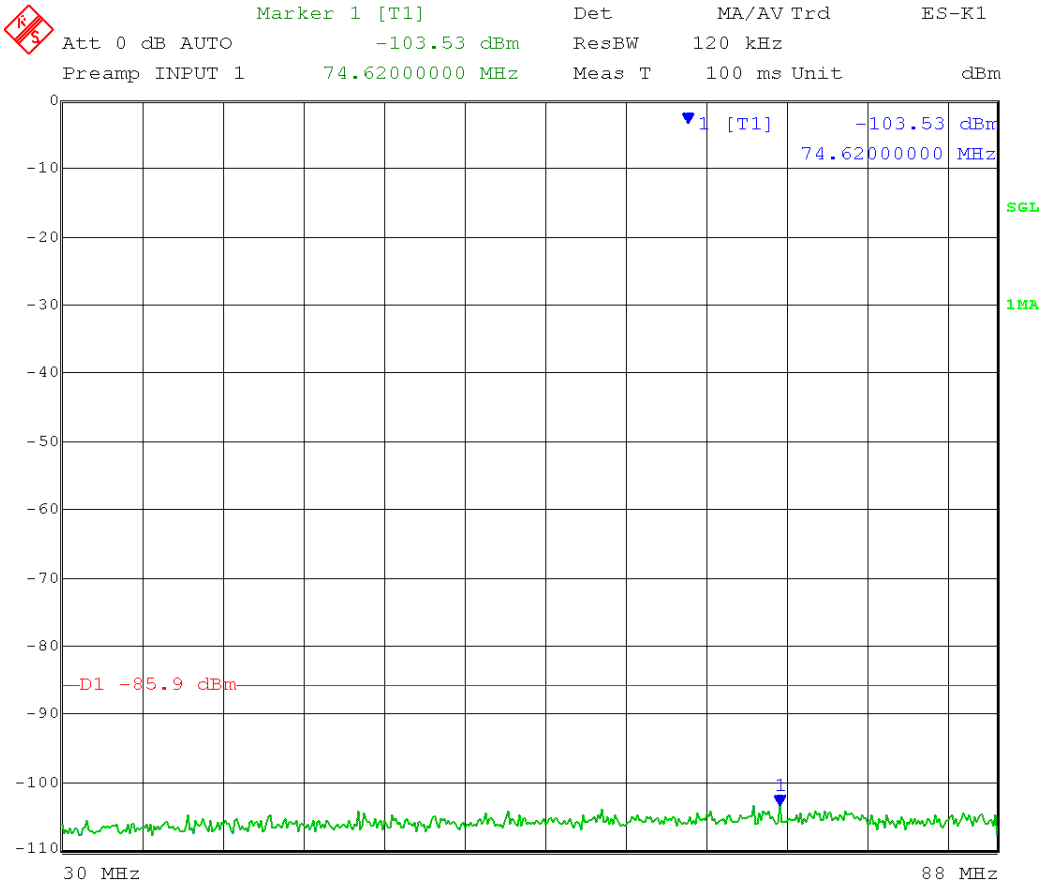

Date: 20.MAY.2014 12:54:38

Test Date: 05-20-2014
Company: Cambium Networks
EUT: ePMP 5.1 AP UNII
Test: Maximum Unwanted Emission Levels - Conducted
Operator: Craig B / Paul L
Comment: Detector Bandwidth = 120 kHz
Detector = Peak
High Channel Transmit = 5.245 GHz 5 MHz BW
Output Power Setting: 7
Channel 0
Frequency Range 88 MHz – 216 MHz

Per 789033 D02 General UNII Test Procedures DR02-41759, section II.G.2.(c): "an out-of-band emission that complies with both the average and peak limits of 15.209 is not required to satisfy the -27 dBm/MHz or -17 dBm/MHz maximum emission limit."

15.209 Limit 88-216 MHz: 43.5 dBµV/m @ 3 meters
RF conducted limit: 43.5 dBµV/m -95.2 (3 meters) – 4.7 (ground plane) – 3dB (MIMO) – 23 dBi antenna gain = -82.4 dBm Quasi-Peak

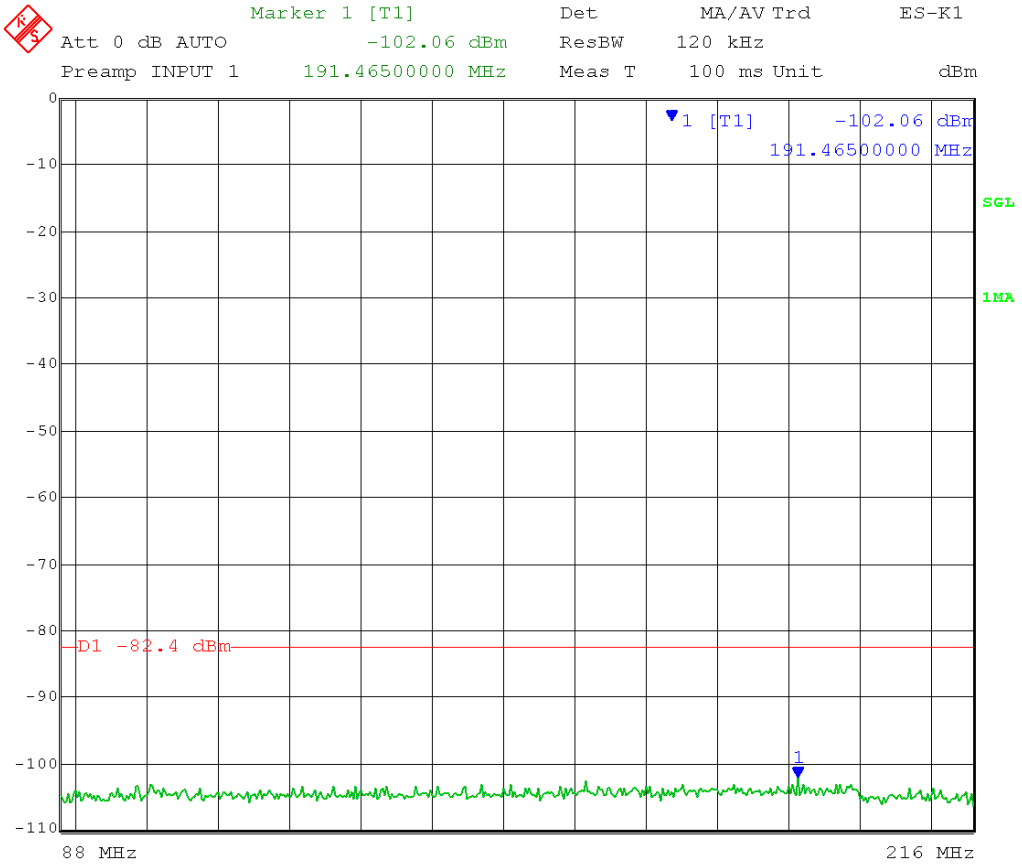

Date: 20.MAY.2014 12:57:08

Test Date: 05-20-2014
Company: Cambium Networks
EUT: ePMP 5.1 AP UNII
Test: Maximum Unwanted Emission Levels - Conducted
Operator: Craig B / Paul L
Comment: Detector Bandwidth = 120 kHz
Detector = Peak
High Channel Transmit = 5.245 GHz 5 MHz BW
Output Power Setting: 7
Channel 0
Frequency Range: 216 MHz – 960 MHz

Per 789033 D02 General UNII Test Procedures DR02-41759, section II.G.2.(c): "an out-of-band emission that complies with both the average and peak limits of 15.209 is not required to satisfy the -27 dBm/MHz or -17 dBm/MHz maximum emission limit."

15.209 Limit 216-960 MHz: 46 dBµV/m @ 3 meters
RF conducted limit: 46 dBµV/m -95.2 (3 meters) – 4.7 (ground plane) – 3dB (MIMO) – 23 dBi antenna gain = -79.9 dBm Quasi-Peak

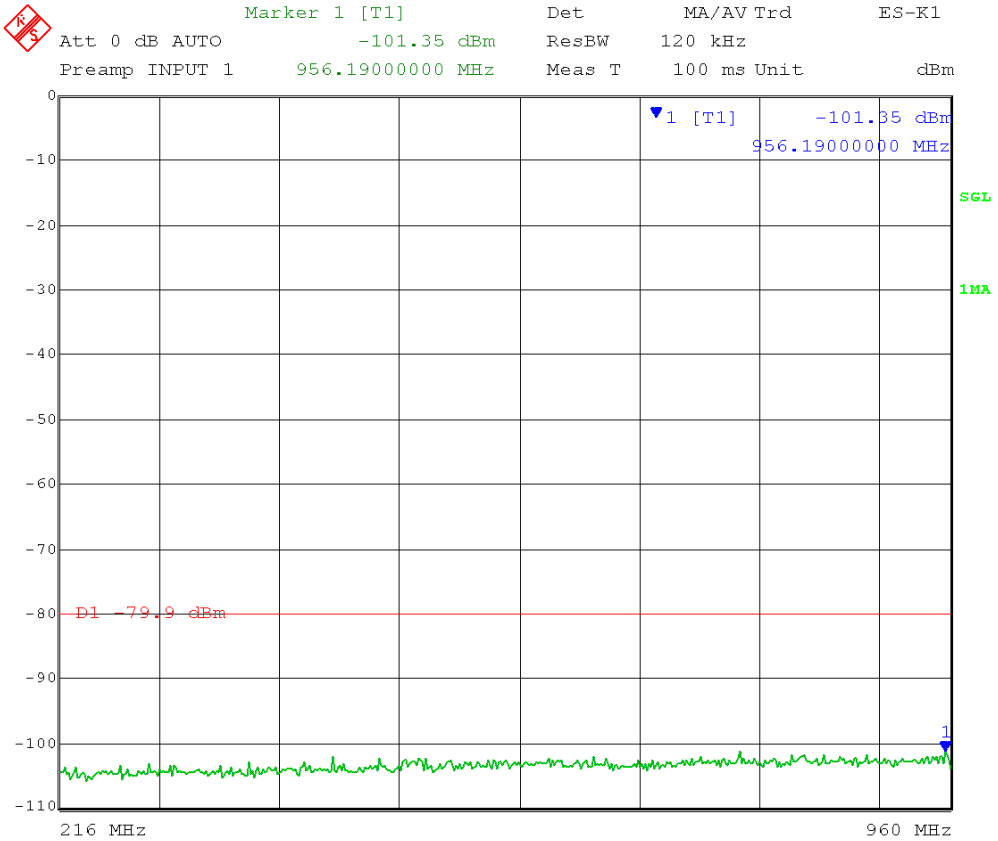

Date: 20.MAY.2014 13:09:42

Test Date: 05-20-2014
Company: Cambium Networks
EUT: ePMP 5.1 AP UNII
Test: Maximum Unwanted Emission Levels - Conducted
Operator: Craig B / Paul L
Comment: Detector Bandwidth = 120 kHz
Detector = Peak
High Channel Transmit = 5.245 GHz 5 MHz BW
Output Power Setting: 7
Channel 0
Frequency Range: 960 MHz – 1000 MHz

Per 789033 D02 General UNII Test Procedures DR02-41759, section II.G.2.(c): "an out-of-band emission that complies with both the average and peak limits of 15.209 is not required to satisfy the -27 dBm/MHz or -17 dBm/MHz maximum emission limit."

15.209 Limit 960-1000 MHz: 54 dBµV/m @ 3 meters
RF conducted limit: 54 dBµV/m -95.2 (3 meters) – 4.7 (ground plane) – 3dB (MIMO) – 23 dBi antenna gain = -71.9 dBm Quasi-Peak

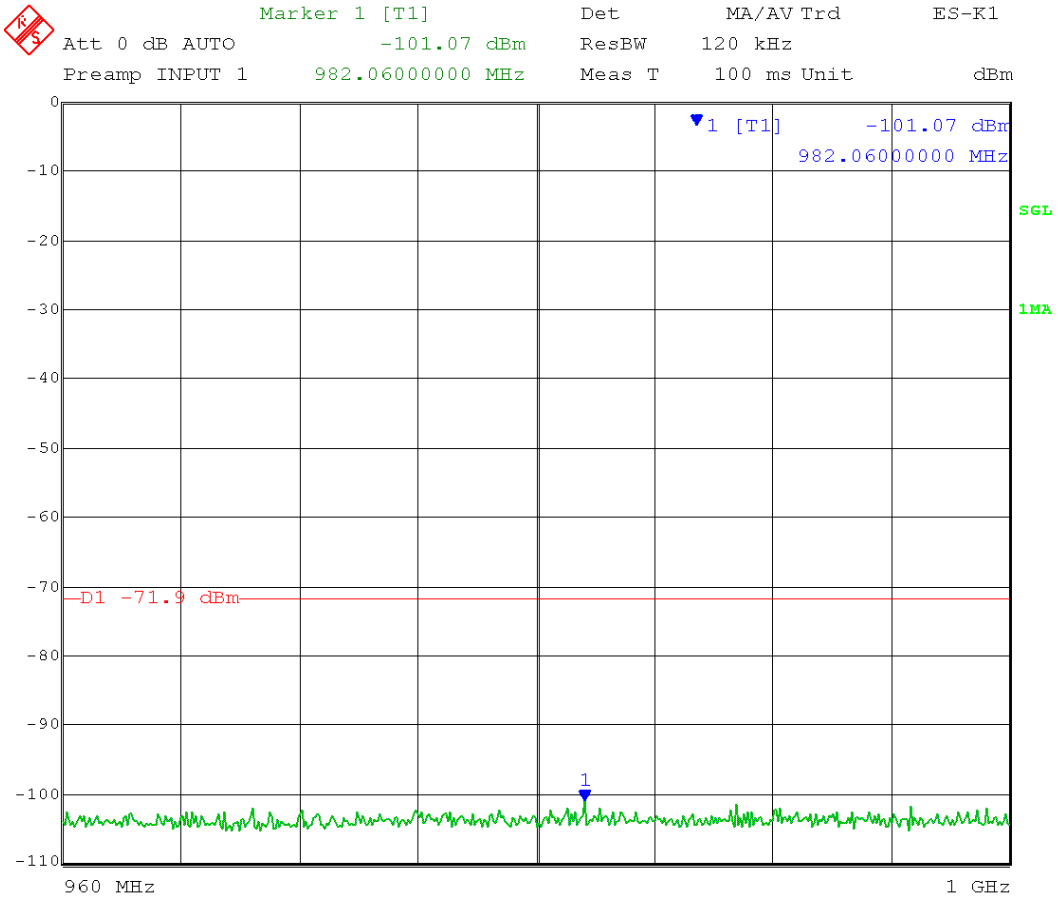

Date: 20.MAY.2014 13:12:00

Test Date: 05-29-2014
Company: Cambium Networks
EUT: ePMP 5.1 AP UNII
Test: Maximum Unwanted Emission Levels - Conducted
Operator: Craig B / Paul L
Comment: Detector Bandwidth = 1 MHz
Detector = RMS
High Channel Transmit = 5.245 GHz 5 MHz BW
Output power setting: 17–10dB external attenuator = 7
Channel 0
Frequency Range: 1 – 4.5 GHz

Per 789033 D02 General UNII Test Procedures DR02-41759, section II.G.2.(c): "an out-of-band emission that complies with both the average and peak limits of 15.209 is not required to satisfy the -27 dBm/MHz or -17 dBm/MHz maximum emission limit."

15.209 Average limit: 54 dBµV/m @ 3 meters
RF conducted limit: 54 dBµV/m -95.2 (3 meters) – 3 dB (MIMO) – 23 dBi antenna gain = -67.2 dBm Average
NOTE: emission shown is NOT in a restricted band; see next page for measurement of this emission.

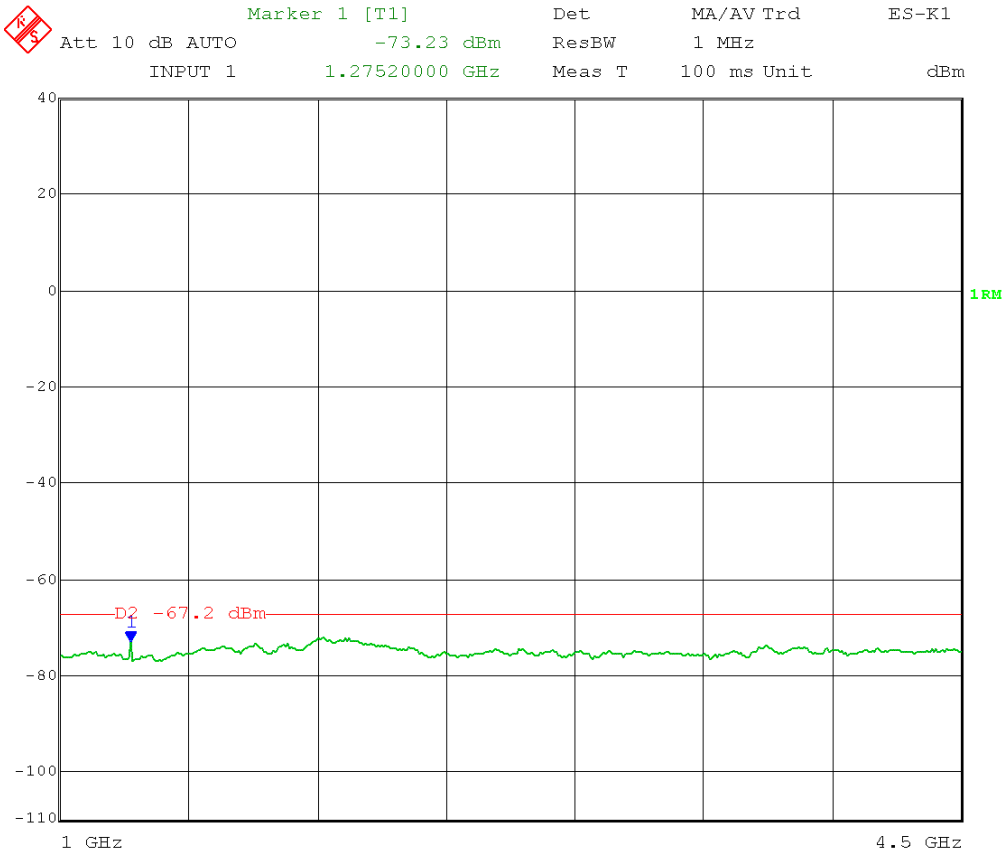

Date: 29.MAY.2014 13:12:38

Test Date: 05-29-2014
Company: Cambium Networks
EUT: ePMP 5.1 AP UNII
Test: Maximum Unwanted Emission Levels - Conducted
Operator: Craig B / Paul L
Comment: Detector Bandwidth = 1 MHz
Detector = Peak
High Channel Transmit = 5.245 GHz 5 MHz BW
Output power setting: 17–10dB external attenuator = 7
Channel 0
Frequency Range: 1 – 4.5 GHz

Per 789033 D02 General UNII Test Procedures DR02-41759, section II.G.2.(c): "an out-of-band emission that complies with both the average and peak limits of 15.209 is not required to satisfy the -27 dBm/MHz or -17 dBm/MHz maximum emission limit."

NOTE: Emission is not in restricted band.

Non-restricted band RF conducted limit: -27 dBm/MHz – 3 dB (MIMO) – 23 dBi antenna gain = -53 dBm/MHz Peak

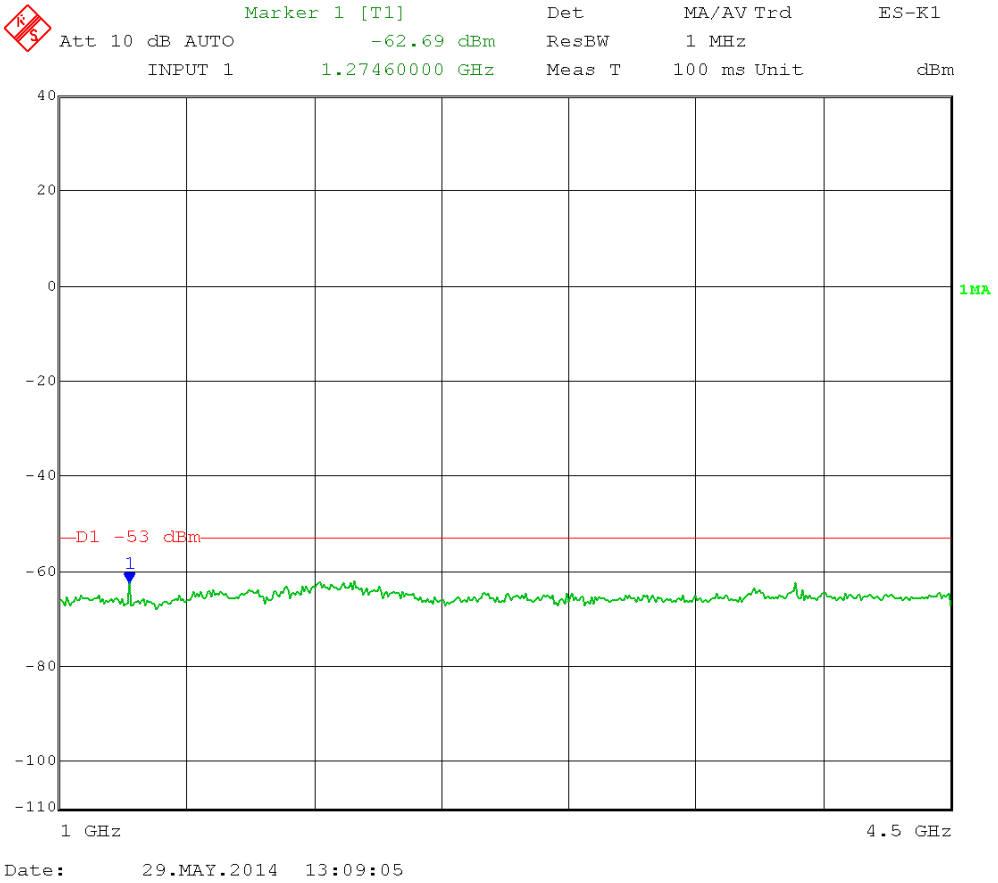

Test Date: 05-29-2014
Company: Cambium Networks
EUT: ePMP 5.1 AP UNII
Test: Maximum Unwanted Emission Levels - Conducted
Operator: Craig B / Paul L
Comment: Detector Bandwidth = 1 MHz
Detector = RMS
High Channel Transmit = 5.245 GHz 5 MHz BW
Output power setting: 17–10dB external attenuator = 7
Channel 0
Frequency Range: 5.46 – 7 GHz

Per 789033 D02 General UNII Test Procedures DR02-41759, section II.G.2.(c): "an out-of-band emission that complies with both the average and peak limits of 15.209 is not required to satisfy the -27 dBm/MHz or -17 dBm/MHz maximum emission limit."

15.209 Average limit: 54 dBµV/m @ 3 meters
RF conducted limit: 54 dBµV/m -95.2 (3 meters) – 3 dB (MIMO) – 23 dBi antenna gain = -67.2 dBm Average
NOTE: emission shown is NOT in a restricted band; see next page for measurement of this emission.

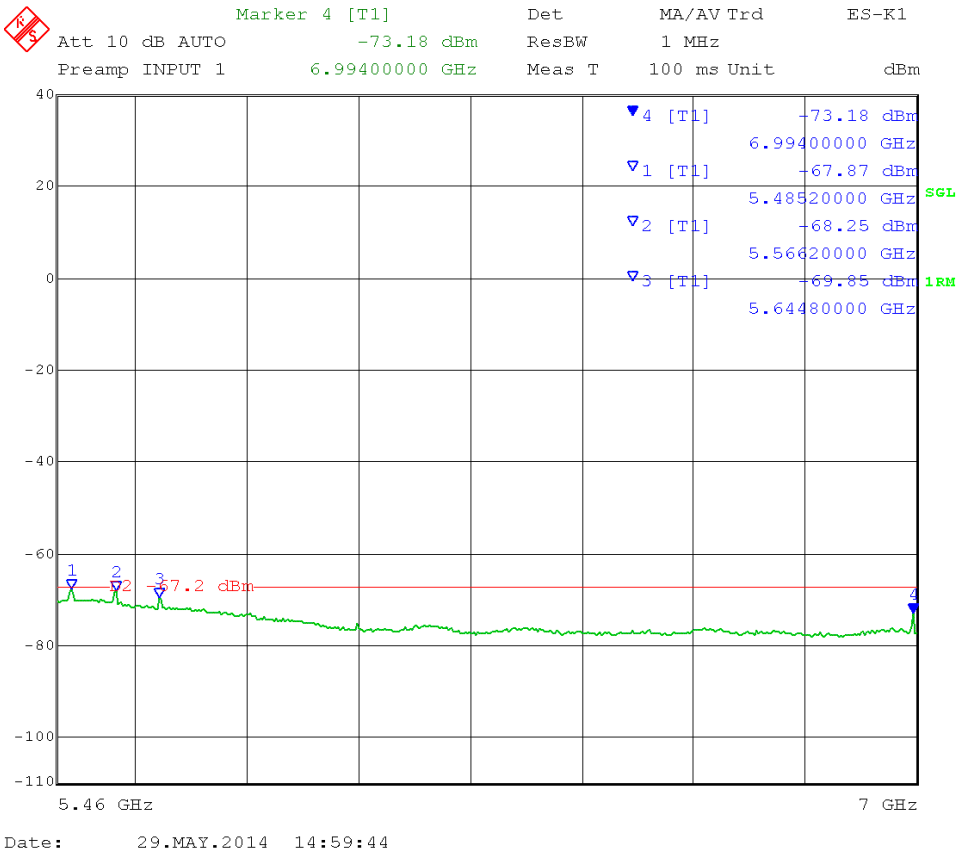

Test Date: 05-29-2014
Company: Cambium Networks
EUT: ePMP 5.1 AP UNII
Test: Maximum Unwanted Emission Levels - Conducted
Operator: Craig B / Paul L
Comment: Detector Bandwidth = 1 MHz
Detector = Peak
High Channel Transmit = 5.245 GHz 5 MHz BW
Output power setting: 17–10dB external attenuator = 7
Channel 0
Frequency Range: 5.46 – 7 GHz

Per 789033 D02 General UNII Test Procedures DR02-41759, section II.G.2.(c): "an out-of-band emission that complies with both the average and peak limits of 15.209 is not required to satisfy the -27 dBm/MHz or -17 dBm/MHz maximum emission limit."

NOTE: Emission is not in restricted band.

Non-restricted band RF conducted limit: -27 dBm/MHz – 3 dB (MIMO) – 23 dBi antenna gain = -53 dBm/MHz Peak

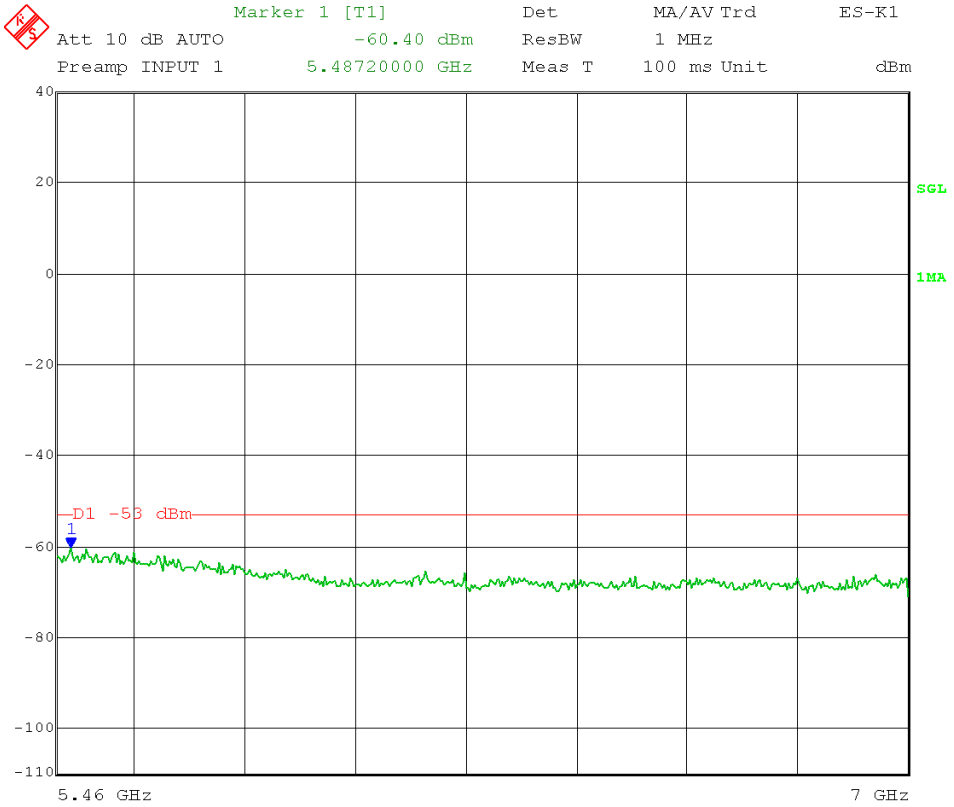

Date: 29.MAY.2014 15:02:04

Test Date: 05-29-2014
Company: Cambium Networks
EUT: ePMP 5.1 AP UNII
Test: Maximum Unwanted Emission Levels - Conducted
Operator: Craig B / Paul L
Comment: Detector Bandwidth = 1 MHz
Detector = RMS
High Channel Transmit = 5.245 GHz 5 MHz BW
Output power setting: 17–10dB external attenuator = 7
Channel 0
Frequency Range: 7 – 18 GHz

Per 789033 D02 General UNII Test Procedures DR02-41759, section II.G.2.(c): "an out-of-band emission that complies with both the average and peak limits of 15.209 is not required to satisfy the -27 dBm/MHz or -17 dBm/MHz maximum emission limit."

15.209 Average limit: 54 dBµV/m @ 3 meters
RF conducted limit: 54 dBµV/m -95.2 (3 meters) – 3 dB (MIMO) – 23 dBi antenna gain = -67.2 dBm Average

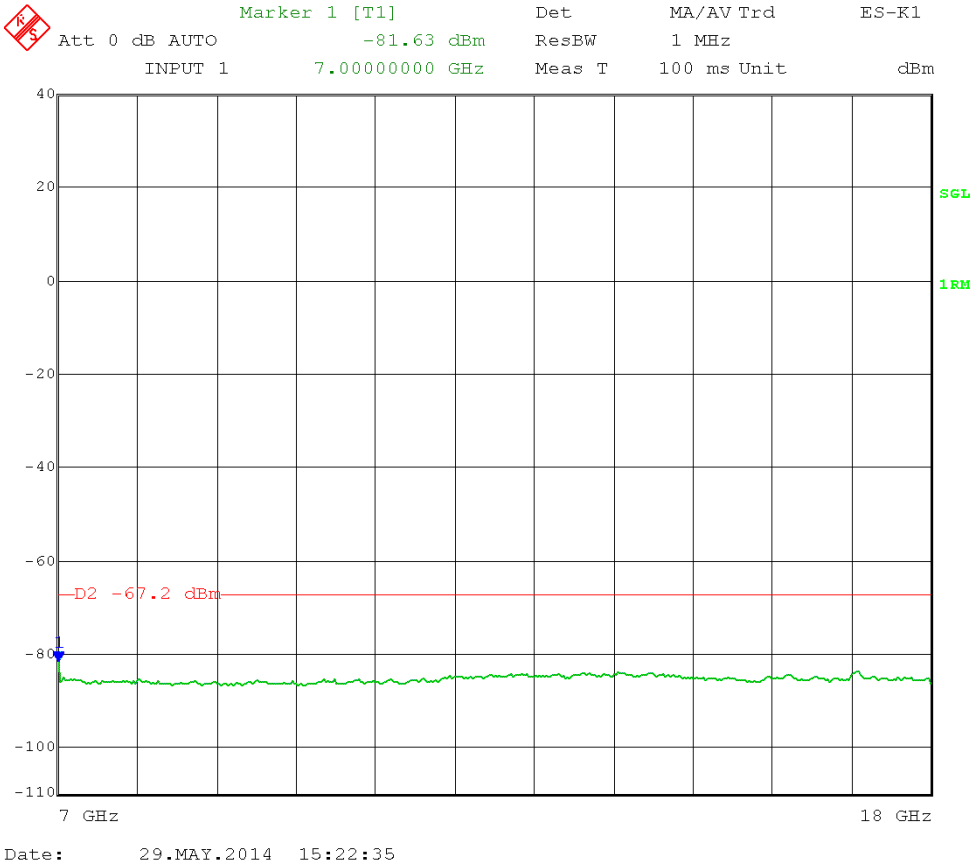

Test Date: 05-29-2014
Company: Cambium Networks
EUT: ePMP 5.1 AP UNII
Test: Maximum Unwanted Emission Levels - Conducted
Operator: Craig B / Paul L
Comment: Detector Bandwidth = 1 MHz
Detector = Peak
High Channel Transmit = 5.245 GHz 5 MHz BW
Output power setting: 17–10dB external attenuator = 7
Channel 0
Frequency Range: 7 – 18 GHz

Per 789033 D02 General UNII Test Procedures DR02-41759, section II.G.2.(c): "an out-of-band emission that complies with both the average and peak limits of 15.209 is not required to satisfy the -27 dBm/MHz or -17 dBm/MHz maximum emission limit."

15.209 Peak limit: 74 dBµV/m @ 3 meters
RF conducted limit: 74 dBµV/m -95.2 (3 meters) – 3 dB (MIMO) – 23dBi antenna gain = -47.2 dBm Peak

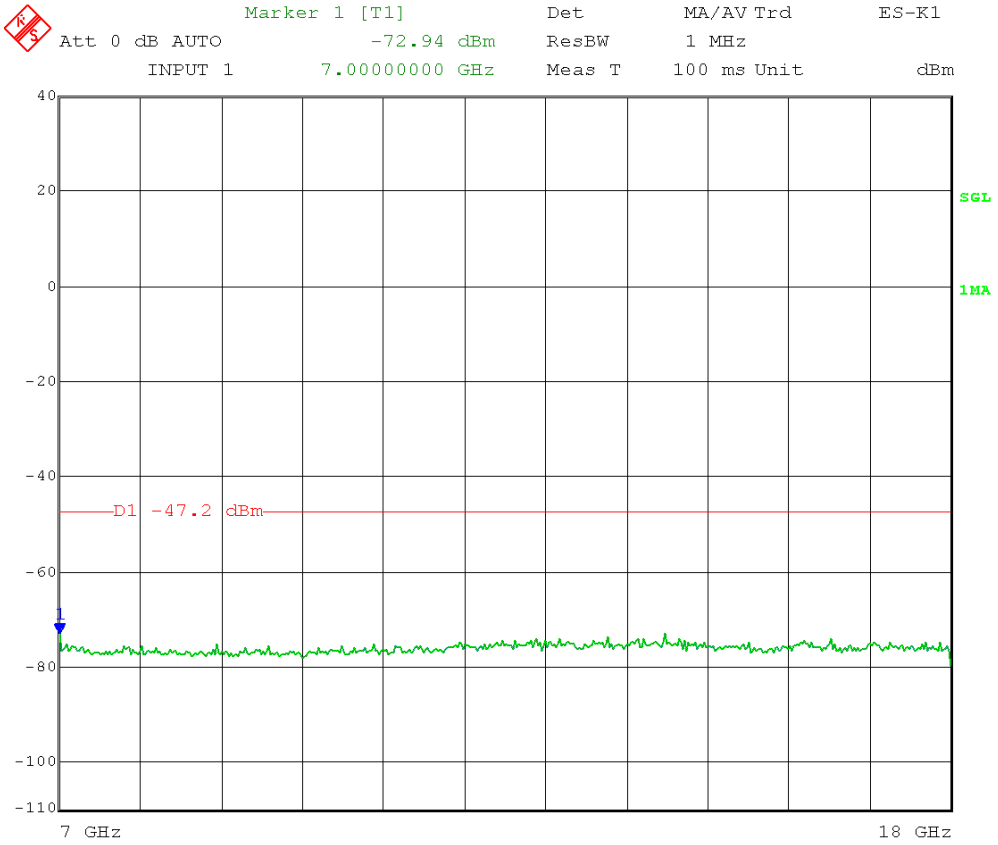

Date: 29.MAY.2014 15:24:16

Test Date: 05-30-2014
Company: Cambium Networks
EUT: ePMP 5.1 AP UNII
Test: Maximum Unwanted Emission Levels - Conducted
Operator: Craig B / Paul L
Comment: Detector Bandwidth = 1 MHz
Detector = RMS
High Channel Transmit = 5.245 GHz 5 MHz BW
Output Power Setting: 7
Channel 0
Frequency Range: 18 – 26.5 GHz

Per 789033 D02 General UNII Test Procedures DR02-41759, section II.G.2.(c): "an out-of-band emission that complies with both the average and peak limits of 15.209 is not required to satisfy the -27 dBm/MHz or -17 dBm/MHz maximum emission limit."

15.209 Average limit: 54 dBµV/m @ 3 meters
RF conducted limit: 54 dBµV/m -95.2 (3 meters) – 3 dB (MIMO) – 23 dBi antenna gain = -67.2 dBm Average

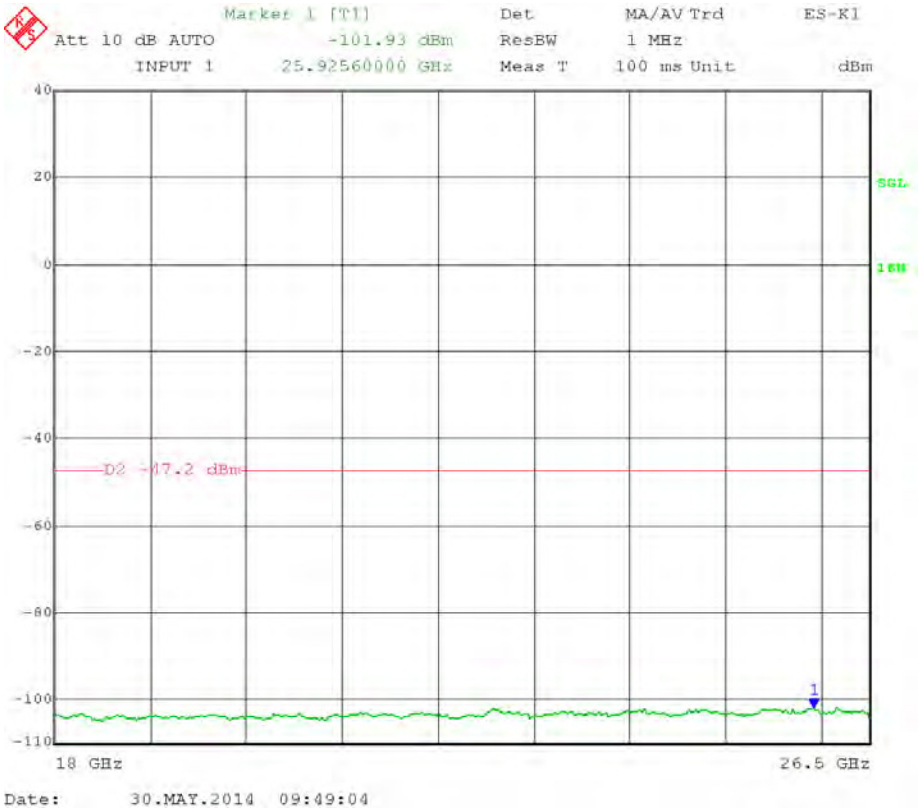

Test Date: 05-30-2014
Company: Cambium Networks
EUT: ePMP 5.1 AP UNII
Test: Maximum Unwanted Emission Levels - Conducted
Operator: Craig B / Paul L
Comment: Detector Bandwidth = 1 MHz
Detector = Peak
High Channel Transmit = 5.245 GHz 5 MHz BW
Output Power Setting: 7
Channel 0
Frequency Range: 18 – 26.5 GHz

Per 789033 D02 General UNII Test Procedures DR02-41759, section II.G.2.(c): "an out-of-band emission that complies with both the average and peak limits of 15.209 is not required to satisfy the -27 dBm/MHz or -17 dBm/MHz maximum emission limit."

15.209 Peak limit: 74 dBµV/m @ 3 meters
RF conducted limit: 74 dBµV/m -95.2 (3 meters) – 3 dB (MIMO) – 23dBi antenna gain = -47.2 dBm Peak

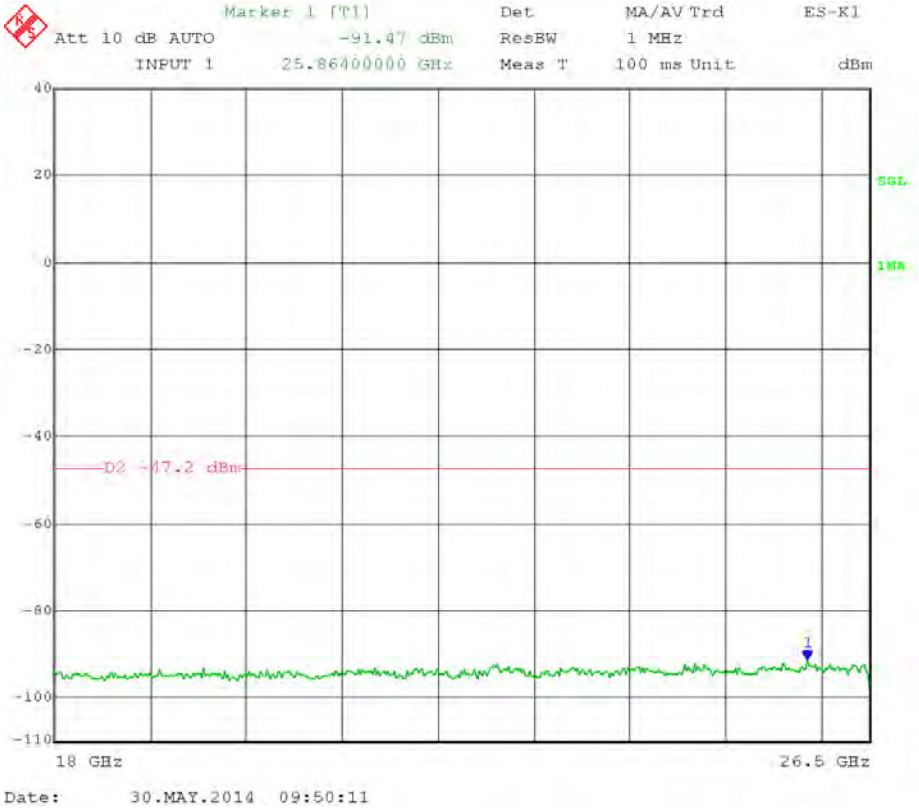

Test Date: 05-30-2014
Company: Cambium Networks
EUT: ePMP 5.1 AP UNII
Test: Maximum Unwanted Emission Levels - Conducted
Operator: Craig B / Paul L
Comment: Detector Bandwidth = 1 MHz
Detector = RMS
High Channel Transmit = 5.245 GHz 5 MHz BW
Output Power Setting: 7
Channel 0
Frequency Range: 26.5 – 40 GHz

Per 789033 D02 General UNII Test Procedures DR02-41759, section II.G.2.(c): "an out-of-band emission that complies with both the average and peak limits of 15.209 is not required to satisfy the -27 dBm/MHz or -17 dBm/MHz maximum emission limit."

15.209 Average limit: 54 dBµV/m @ 3 meters
RF conducted limit: 54 dBµV/m -95.2 (3 meters) – 3 dB (MIMO) – 23 dBi antenna gain = -67.2 dBm Average

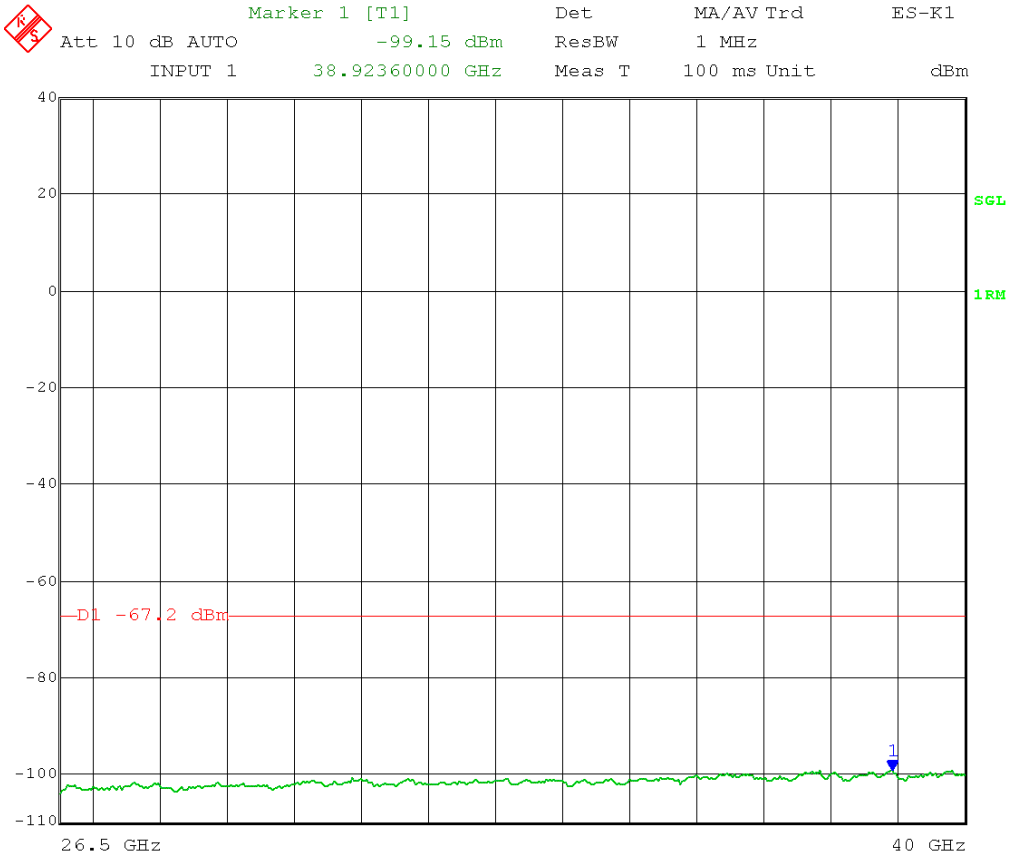

Test Date: 05-30-2014
Company: Cambium Networks
EUT: ePMP 5.1 AP UNII
Test: Maximum Unwanted Emission Levels - Conducted
Operator: Craig B / Paul L
Comment: Detector Bandwidth = 1 MHz
Detector = Peak
High Channel Transmit = 5.245 GHz 5 MHz BW
Output Power Setting: 7
Channel 0
Frequency Range: 26.5 – 40 GHz

Per 789033 D02 General UNII Test Procedures DR02-41759, section II.G.2.(c): "an out-of-band emission that complies with both the average and peak limits of 15.209 is not required to satisfy the -27 dBm/MHz or -17 dBm/MHz maximum emission limit."

15.209 Peak limit: 74 dBµV/m @ 3 meters
RF conducted limit: 74 dBµV/m -95.2 (3 meters) – 3 dB (MIMO) – 23 dBi antenna gain = -47.2 dBm Peak

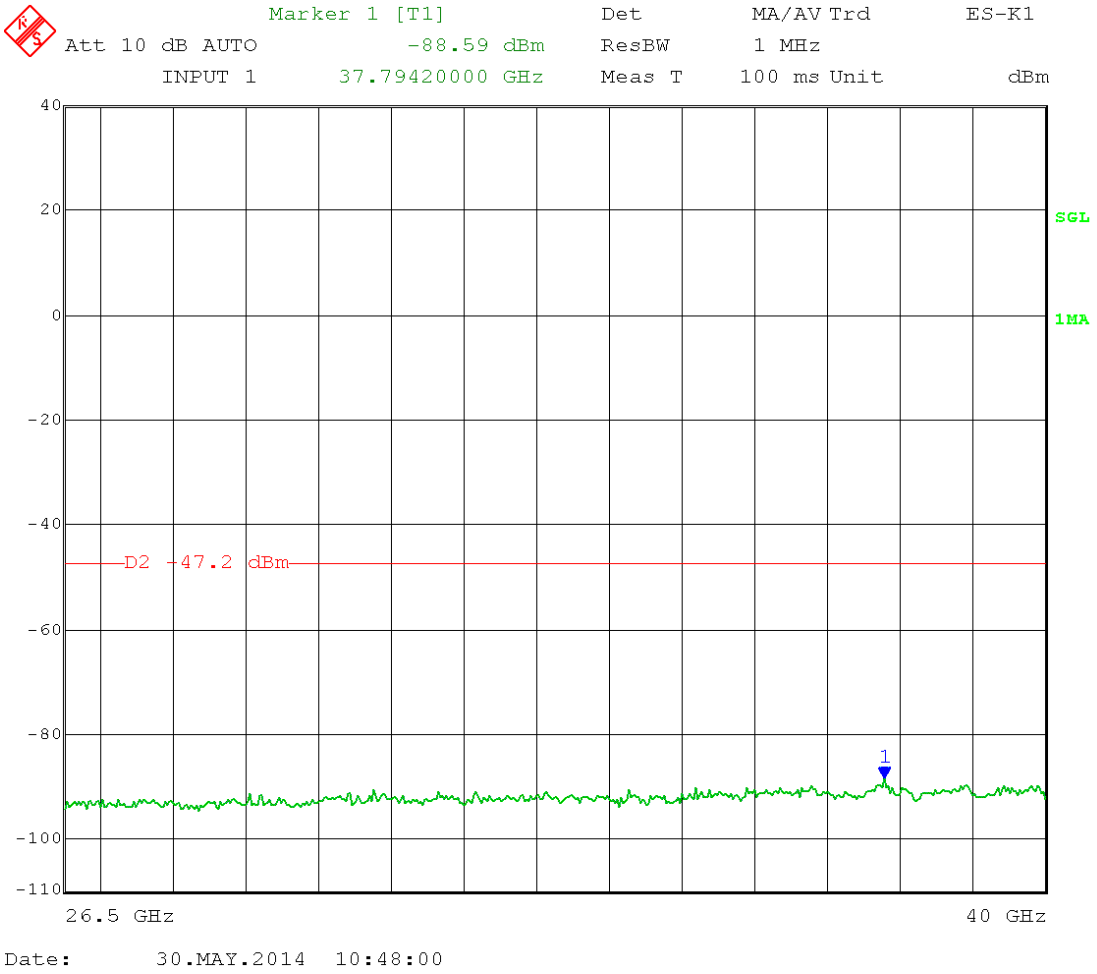

Test Date: 06-10-2014
Company: Cambium Networks
EUT: ePMP 5.1 AP UNII
Test: Maximum Unwanted Emission Levels - Conducted
Operator: Craig B / Paul L
Comment: Detector Bandwidth = 120 kHz
Detector = Peak
Low Channel Transmit = 5.190 GHz 40 MHz BW
Output Power Setting: 14.5
Channel 0
Frequency Range 30 MHz - 88 MHz

Per 789033 D02 General UNII Test Procedures DR02-41759, section II.G.2.(c): "an out-of-band emission that complies with both the average and peak limits of 15.209 is not required to satisfy the -27 dBm/MHz or -17 dBm/MHz maximum emission limit."

15.209 Limit 30-88 MHz: 40 dBµV/m @ 3 meters
RF conducted limit: 40 dBµV/m -95.2 (3 meters) – 4.7 (ground plane) – 3dB (MIMO) – 2 dBi antenna gain = -64.9 dBm Quasi-Peak

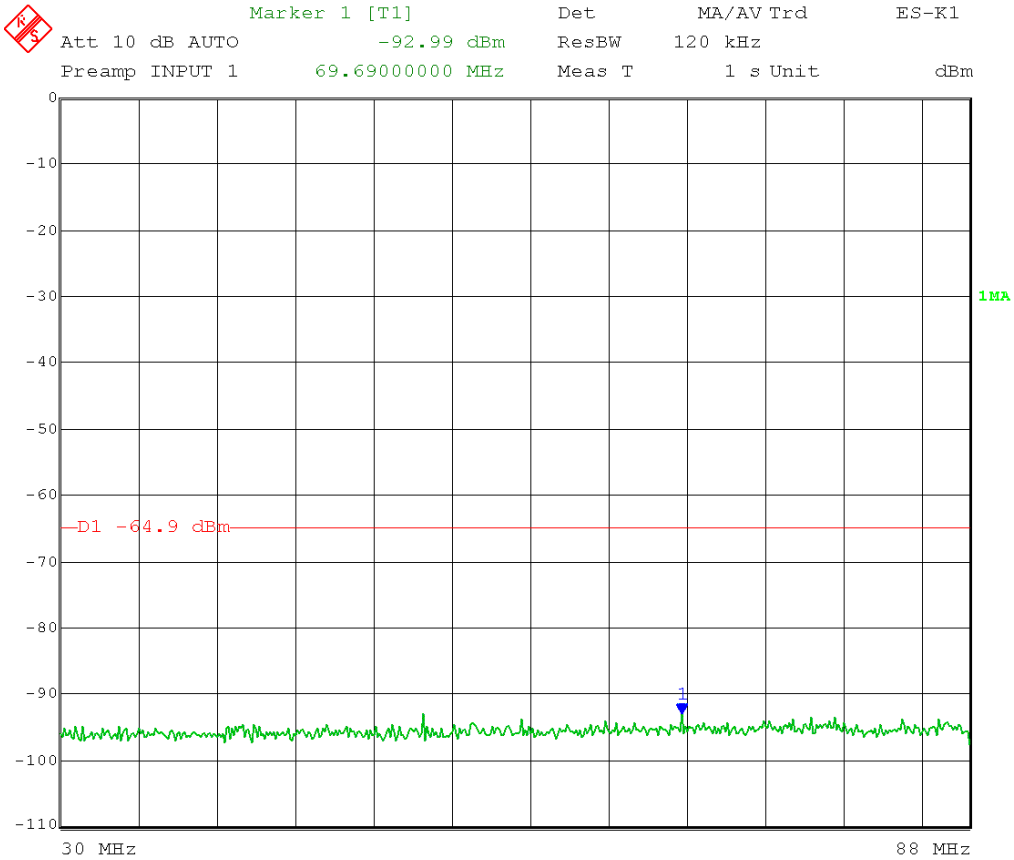

Date: 10.JUN.2014 15:37:56

Test Date: 06-10-2014
Company: Cambium Networks
EUT: ePMP 5.1 AP UNII
Test: Maximum Unwanted Emission Levels - Conducted
Operator: Craig B / Paul L
Comment: Detector Bandwidth = 120 kHz
Detector = Peak
Low Channel Transmit = 5.190 GHz 40 MHz BW
Output Power Setting: 14.5
Channel 0
Frequency Range: 88 MHz – 216 MHz

Per 789033 D02 General UNII Test Procedures DR02-41759, section II.G.2.(c): "an out-of-band emission that complies with both the average and peak limits of 15.209 is not required to satisfy the -27 dBm/MHz or -17 dBm/MHz maximum emission limit."

15.209 Limit 88-216 MHz: 43.5 dBµV/m @ 3 meters
RF conducted limit: 43.5 dBµV/m -95.2 (3 meters) – 4.7 (ground plane) – 3dB (MIMO) – 2 dBi antenna gain = -61.4 dBm Quasi-Peak

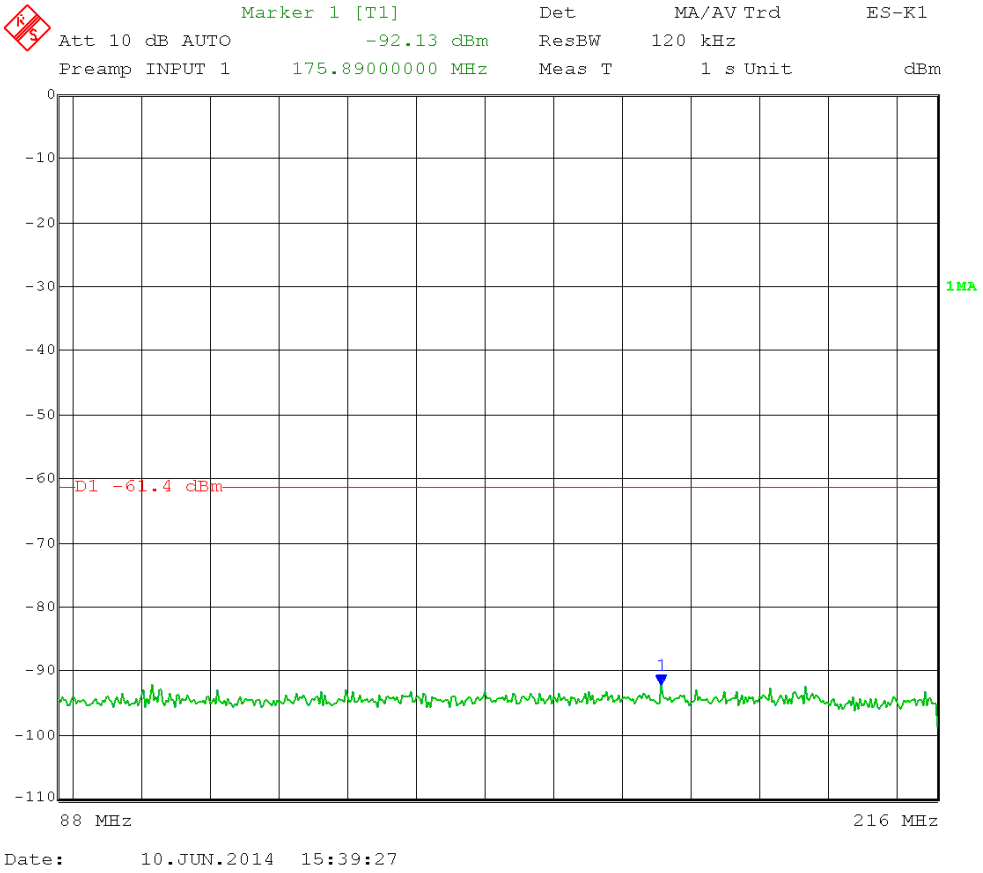

Test Date: 06-10-2014
Company: Cambium Networks
EUT: ePMP 5.1 AP UNII
Test: Maximum Unwanted Emission Levels - Conducted
Operator: Craig B / Paul L
Comment: Detector Bandwidth = 120 kHz
Detector = Peak
Low Channel Transmit = 5.190 GHz 40 MHz BW
Output Power Setting: 14.5
Channel 0
Frequency Range: 216 MHz – 960 MHz

Per 789033 D02 General UNII Test Procedures DR02-41759, section II.G.2.(c): "an out-of-band emission that complies with both the average and peak limits of 15.209 is not required to satisfy the -27 dBm/MHz or -17 dBm/MHz maximum emission limit."

15.209 Limit 216-960 MHz: 46 dBµV/m @ 3 meters
RF conducted limit: 46 dBµV/m -95.2 (3 meters) – 4.7 (ground plane) – 3dB (MIMO) – 2 dBi antenna gain = -58.9 dBm Quasi-Peak

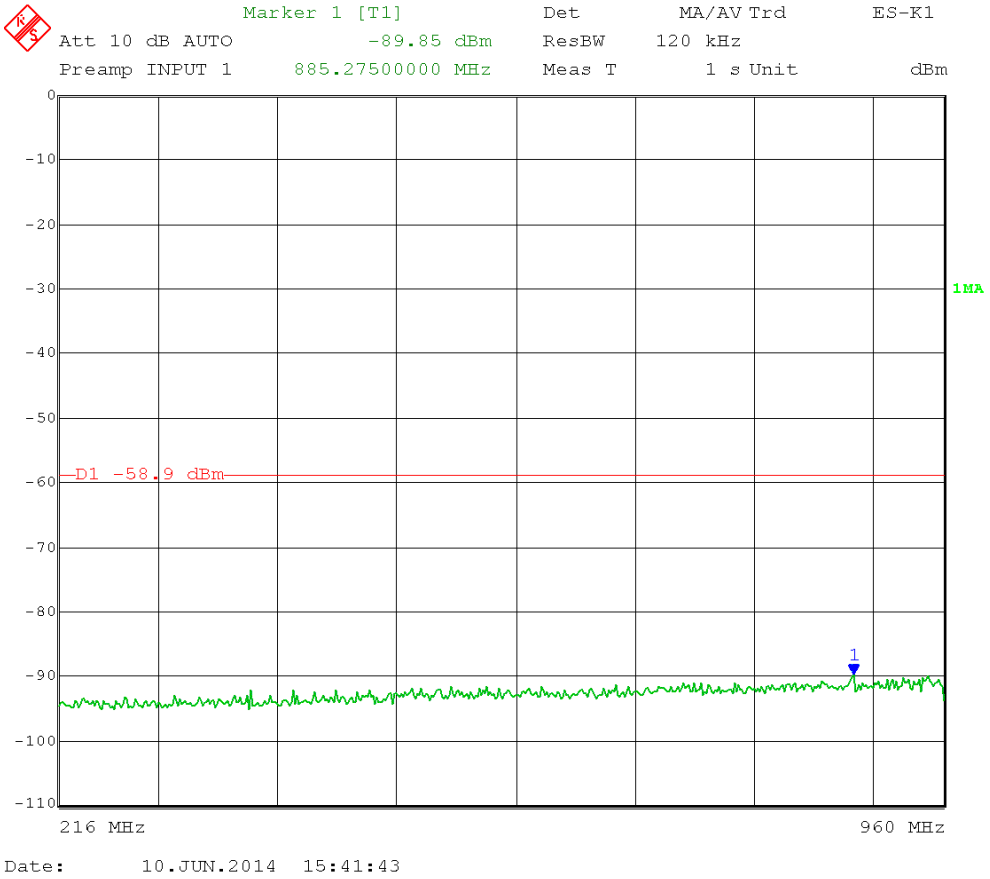

Test Date: 06-10-2014
Company: Cambium Networks
EUT: ePMP 5.1 AP UNII
Test: Maximum Unwanted Emission Levels - Conducted
Operator: Craig B / Paul L
Comment: Detector Bandwidth = 120 kHz
Detector = Peak
Low Channel Transmit = 5.190 GHz 40 MHz BW
Output Power Setting: 14.5
Channel 0
Frequency Range: 960 MHz – 1000 MHz

Per 789033 D02 General UNII Test Procedures DR02-41759, section II.G.2.(c): "an out-of-band emission that complies with both the average and peak limits of 15.209 is not required to satisfy the -27 dBm/MHz or -17 dBm/MHz maximum emission limit."

15.209 Limit 960-1000 MHz: 54 dBµV/m @ 3 meters
RF conducted limit: 54 dBµV/m -95.2 (3 meters) – 4.7 (ground plane) – 3dB (MIMO) – 2 dBi antenna gain = -50.9 dBm Quasi-Peak

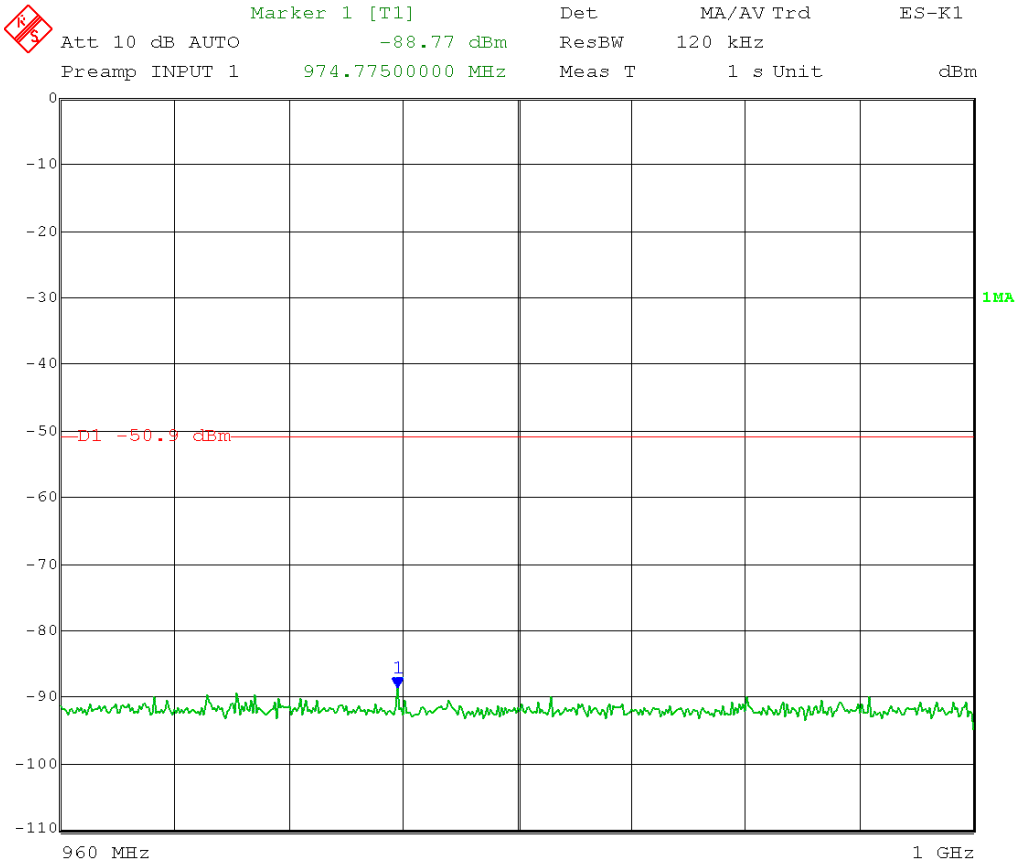

Date: 10.JUN.2014 15:42:52

Test Date: 06-11-2014
Company: Cambium Networks
EUT: ePMP 5.1 AP UNII
Test: Maximum Unwanted Emission Levels - Conducted
Operator: Craig B / Paul L
Comment: Detector Bandwidth = 1 MHz
Detector = RMS
Low Channel Transmit = 5.190 GHz 40 MHz BW
Output Power Setting: 14.5
Channel 0
Frequency Range: 1 – 4.5 GHz

Per 789033 D02 General UNII Test Procedures DR02-41759, section II.G.2.(c): "an out-of-band emission that complies with both the average and peak limits of 15.209 is not required to satisfy the -27 dBm/MHz or -17 dBm/MHz maximum emission limit."

15.209 Average limit: 54 dBµV/m @ 3 meters
RF conducted limit: 54 dBµV/m -95.2 (3 meters) – 3 dB (MIMO) – 2 dBi antenna gain = -46.2 dBm Average

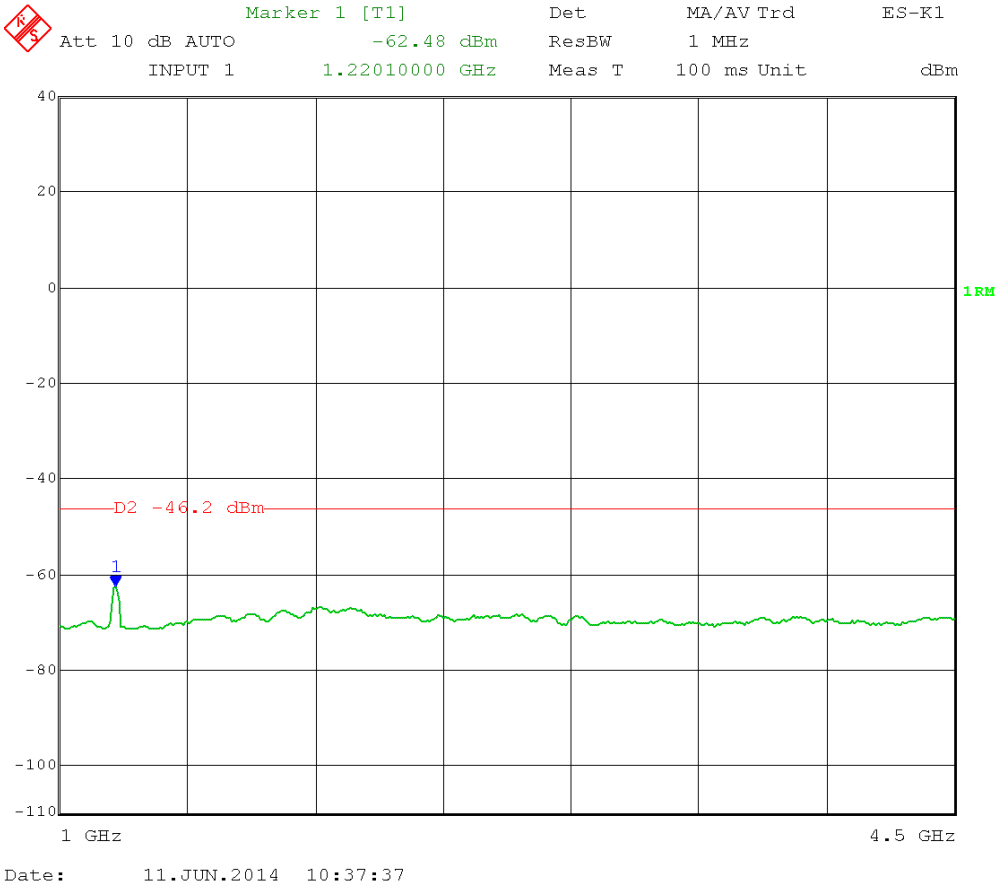

Test Date: 06-11-2014
Company: Cambium Networks
EUT: ePMP 5.1 AP UNII
Test: Maximum Unwanted Emission Levels - Conducted
Operator: Craig B / Paul L
Comment: Detector Bandwidth = 1 MHz
Detector = Peak
Low Channel Transmit = 5.190 GHz 40 MHz BW
Output Power Setting: 14.5
Channel 0
Frequency Range: 1 – 4.5 GHz

Per 789033 D02 General UNII Test Procedures DR02-41759, section II.G.2.(c): "an out-of-band emission that complies with both the average and peak limits of 15.209 is not required to satisfy the -27 dBm/MHz or -17 dBm/MHz maximum emission limit."

15.209 Peak limit: 74 dBµV/m @ 3 meters
RF conducted limit: 74 dBµV/m -95.2 (3 meters) – 3 dB (MIMO) – 2 dBi antenna gain = -26.2 dBm Peak

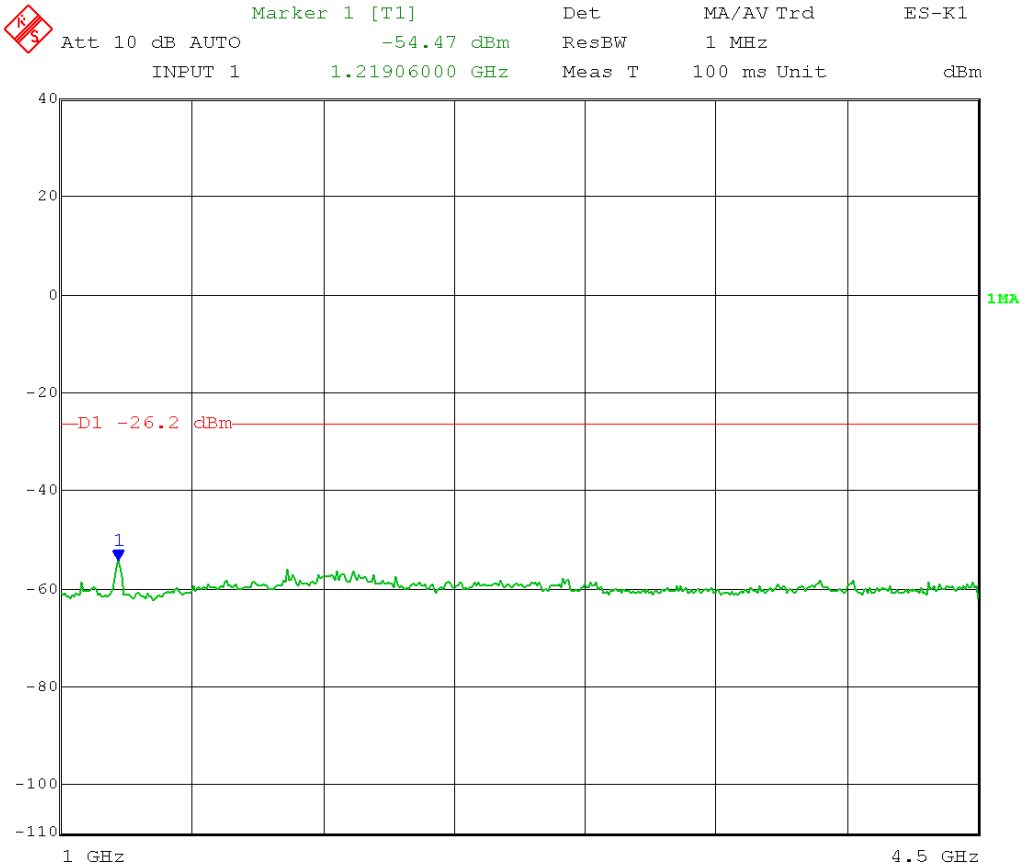

Date: 11.JUN.2014 10:42:06

Test Date: 06-11-2014
Company: Cambium Networks
EUT: ePMP 5.1 AP UNII
Test: Maximum Unwanted Emission Levels - Conducted
Operator: Craig B / Paul L
Comment: Detector Bandwidth = 1 MHz
Detector = RMS
Low Channel Transmit = 5.190 GHz 40 MHz BW
Output Power Setting: 14.5
Channel 0
Frequency Range: 5.46 – 7 GHz

Per 789033 D02 General UNII Test Procedures DR02-41759, section II.G.2.(c): "an out-of-band emission that complies with both the average and peak limits of 15.209 is not required to satisfy the -27 dBm/MHz or -17 dBm/MHz maximum emission limit."

15.209 Average limit: 54 dBµV/m @ 3 meters
RF conducted limit: 54 dBµV/m -95.2 (3 meters) – 3 dB (MIMO) – 2 dBi antenna gain = -46.2 dBm Average

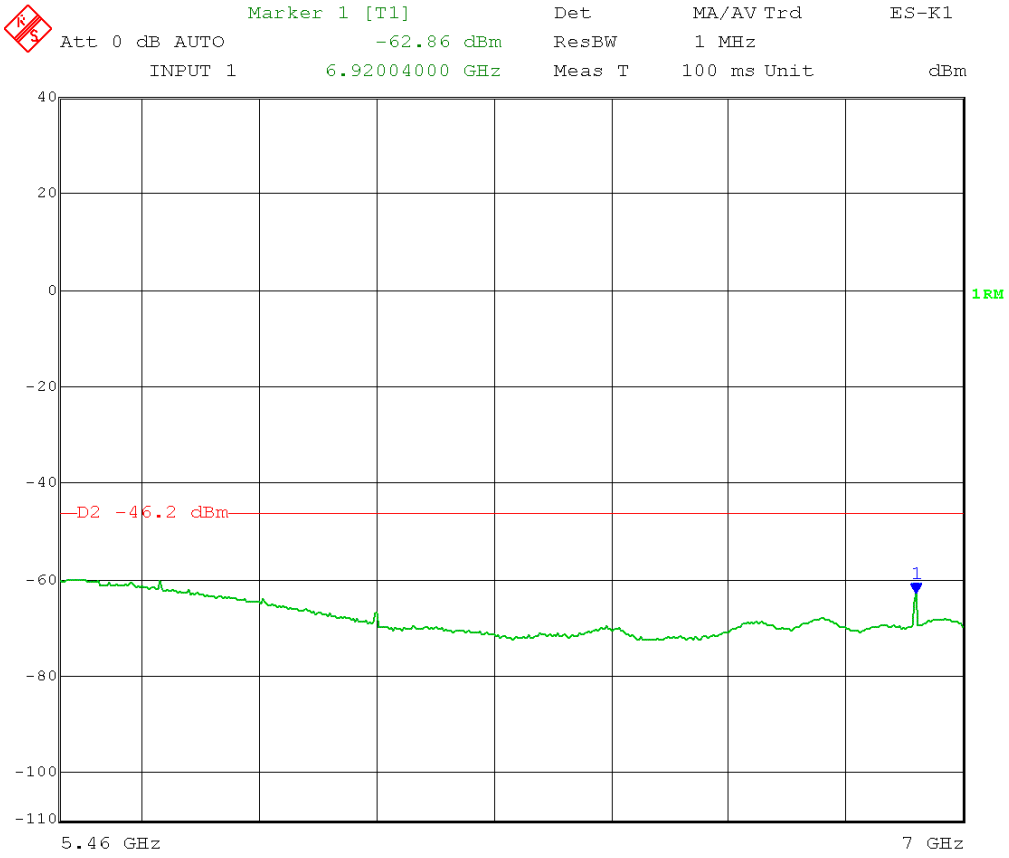

Date: 11.JUN.2014 11:11:28

Test Date: 06-11-2014
Company: Cambium Networks
EUT: ePMP 5.1 AP UNII
Test: Maximum Unwanted Emission Levels - Conducted
Operator: Craig B / Paul L
Comment: Detector Bandwidth = 1 MHz
Detector = Peak
Low Channel Transmit = 5.190 GHz 40 MHz BW
Output Power Setting: 14.5
Channel 0
Frequency Range: 5.46 – 7 GHz

Per 789033 D02 General UNII Test Procedures DR02-41759, section II.G.2.(c): "an out-of-band emission that complies with both the average and peak limits of 15.209 is not required to satisfy the -27 dBm/MHz or -17 dBm/MHz maximum emission limit."

15.209 Peak limit: 74 dBµV/m @ 3 meters
RF conducted limit: 74 dBµV/m -95.2 (3 meters) – 3 dB (MIMO) – 2 dBi antenna gain = -26.2 dBm Peak

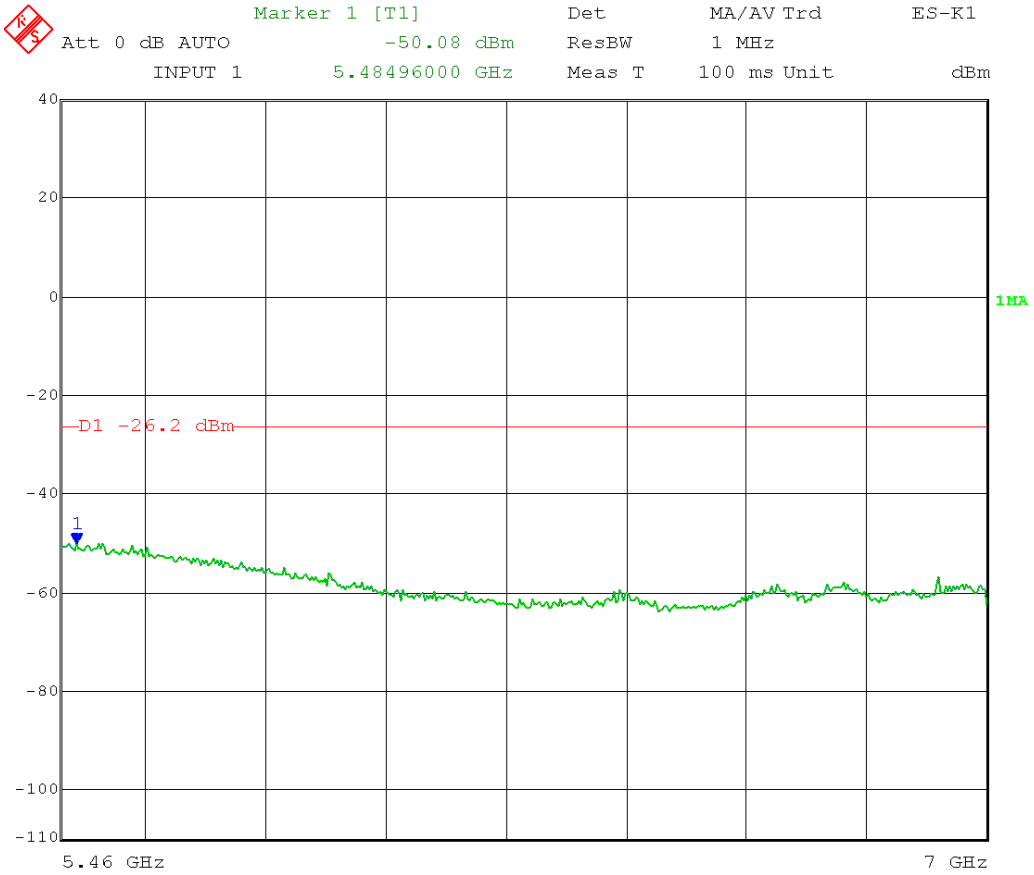

Date: 11.JUN.2014 11:12:17

Test Date: 06-11-2014
Company: Cambium Networks
EUT: ePMP 5.1 AP UNII
Test: Maximum Unwanted Emission Levels - Conducted
Operator: Craig B / Paul L
Comment: Detector Bandwidth = 1 MHz
Detector = RMS
Low Channel Transmit = 5.190 GHz 40 MHz BW
Output Power Setting: 14.5
Channel 0
Frequency Range: 7 – 18 GHz

Per 789033 D02 General UNII Test Procedures DR02-41759, section II.G.2.(c): "an out-of-band emission that complies with both the average and peak limits of 15.209 is not required to satisfy the -27 dBm/MHz or -17 dBm/MHz maximum emission limit."

15.209 Average limit: 54 dBµV/m @ 3 meters
RF conducted limit: 54 dBµV/m -95.2 (3 meters) – 3 dB (MIMO) – 2 dBi antenna gain = -46.2 dBm Average

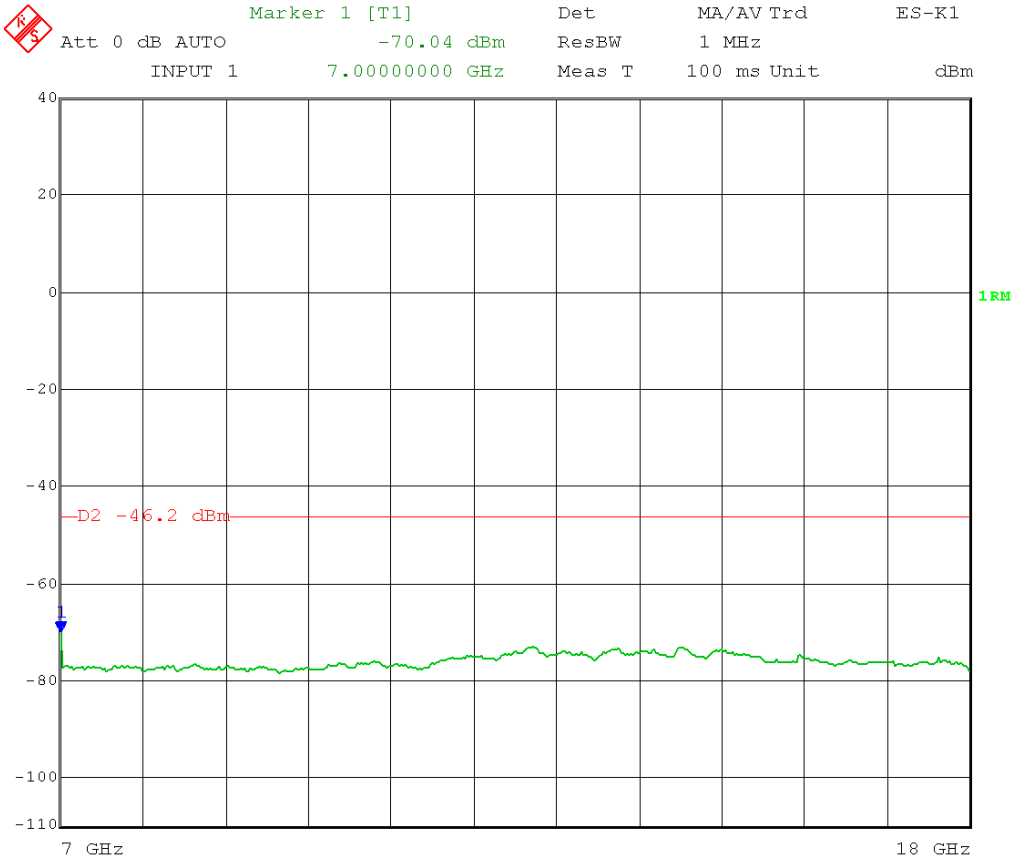

Date: 11.JUN.2014 11:17:09

Test Date: 06-11-2014
Company: Cambium Networks
EUT: ePMP 5.1 AP UNII
Test: Maximum Unwanted Emission Levels - Conducted
Operator: Craig B / Paul L
Comment: Detector Bandwidth = 1 MHz
Detector = Peak
Low Channel Transmit = 5.190 GHz 40 MHz BW
Output Power Setting: 14.5
Channel 0
Frequency Range: 7 – 18 GHz

Per 789033 D02 General UNII Test Procedures DR02-41759, section II.G.2.(c): "an out-of-band emission that complies with both the average and peak limits of 15.209 is not required to satisfy the -27 dBm/MHz or -17 dBm/MHz maximum emission limit."

15.209 Peak limit: 74 dBµV/m @ 3 meters
RF conducted limit: 74 dBµV/m -95.2 (3 meters) – 3 dB (MIMO) – 2 dBi antenna gain = -26.2 dBm Peak

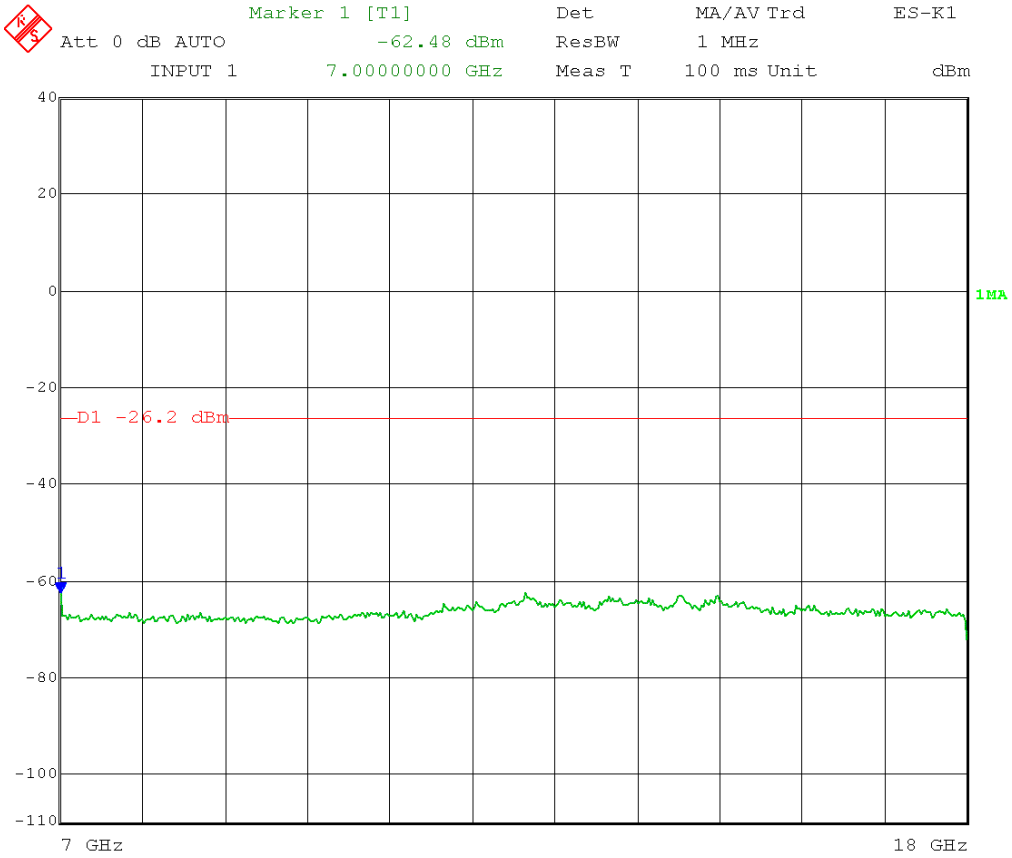

Date: 11.JUN.2014 11:21:20

Test Date: 06-12-2014
Company: Cambium Networks
EUT: ePMP 5.1 AP UNII
Test: Maximum Unwanted Emission Levels - Conducted
Operator: Craig B / Paul L
Comment: Detector Bandwidth = 1 MHz
Detector = RMS
Low Channel Transmit = 5.190 GHz 40 MHz BW
Output Power Setting: 14.5
Channel 0
Frequency Range: 18 – 26.5 GHz

Per 789033 D02 General UNII Test Procedures DR02-41759, section II.G.2.(c): "an out-of-band emission that complies with both the average and peak limits of 15.209 is not required to satisfy the -27 dBm/MHz or -17 dBm/MHz maximum emission limit."

15.209 Average limit: 54 dBµV/m @ 3 meters
RF conducted limit: 54 dBµV/m -95.2 (3 meters) – 3 dB (MIMO) – 2 dBi antenna gain = -46.2 dBm Average

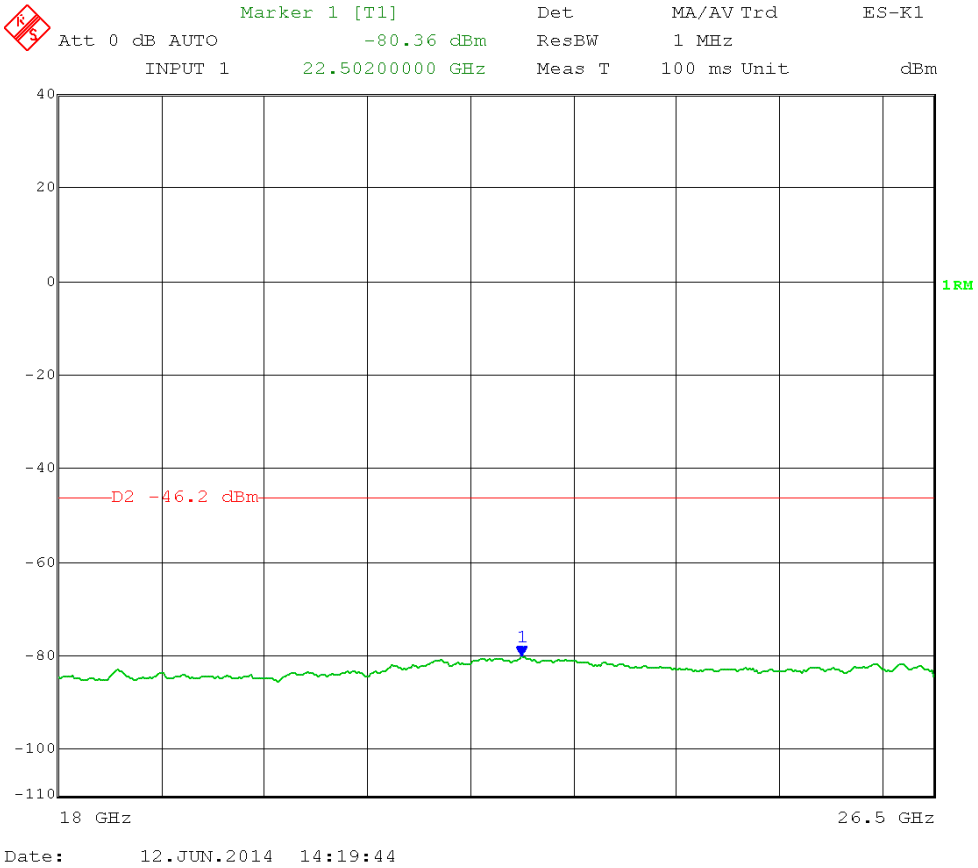

Test Date: 06-12-2014
Company: Cambium Networks
EUT: ePMP 5.1 AP UNII
Test: Maximum Unwanted Emission Levels - Conducted
Operator: Craig B / Paul L
Comment: Detector Bandwidth = 1 MHz
Detector = Peak
Low Channel Transmit = 5.190 GHz 40 MHz BW
Output Power Setting: 14.5
Channel 0
Frequency Range: 18 – 26.5 GHz

Per 789033 D02 General UNII Test Procedures DR02-41759, section II.G.2.(c): "an out-of-band emission that complies with both the average and peak limits of 15.209 is not required to satisfy the -27 dBm/MHz or -17 dBm/MHz maximum emission limit."

15.209 Peak limit: 74 dBµV/m @ 3 meters
RF conducted limit: 74 dBµV/m -95.2 (3 meters) – 3 dB (MIMO) – 2 dBi antenna gain = -26.2 dBm Peak

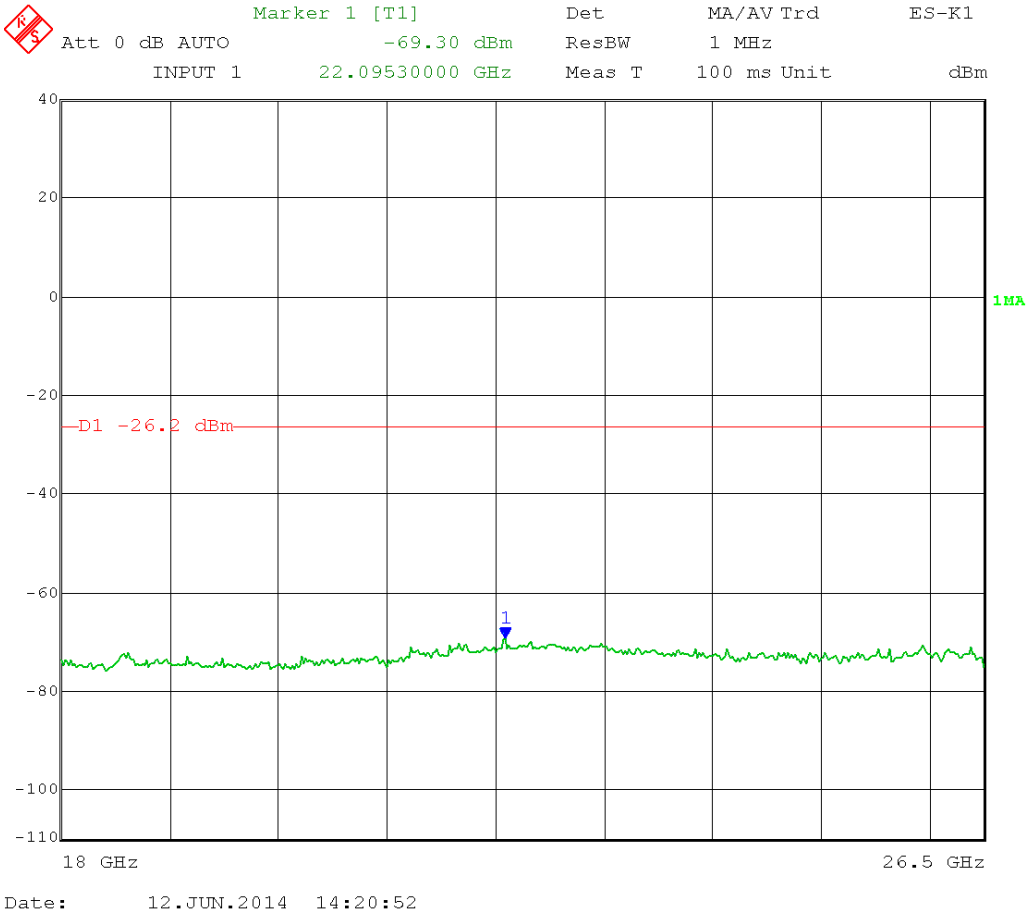

Test Date: 06-12-2014
Company: Cambium Networks
EUT: ePMP 5.1 AP UNII
Test: Maximum Unwanted Emission Levels - Conducted
Operator: Craig B / Paul L
Comment: Detector Bandwidth = 1 MHz
Detector = RMS
Low Channel Transmit = 5.190 GHz 40 MHz BW
Output Power Setting: 14.5
Channel 0
Frequency Range: 26.5 – 40 GHz

Per 789033 D02 General UNII Test Procedures DR02-41759, section II.G.2.(c): "an out-of-band emission that complies with both the average and peak limits of 15.209 is not required to satisfy the -27 dBm/MHz or -17 dBm/MHz maximum emission limit."

15.209 Average limit: 54 dBµV/m @ 3 meters
RF conducted limit: 54 dBµV/m -95.2 (3 meters) – 3 dB (MIMO) – 2 dBi antenna gain = -46.2 dBm Average

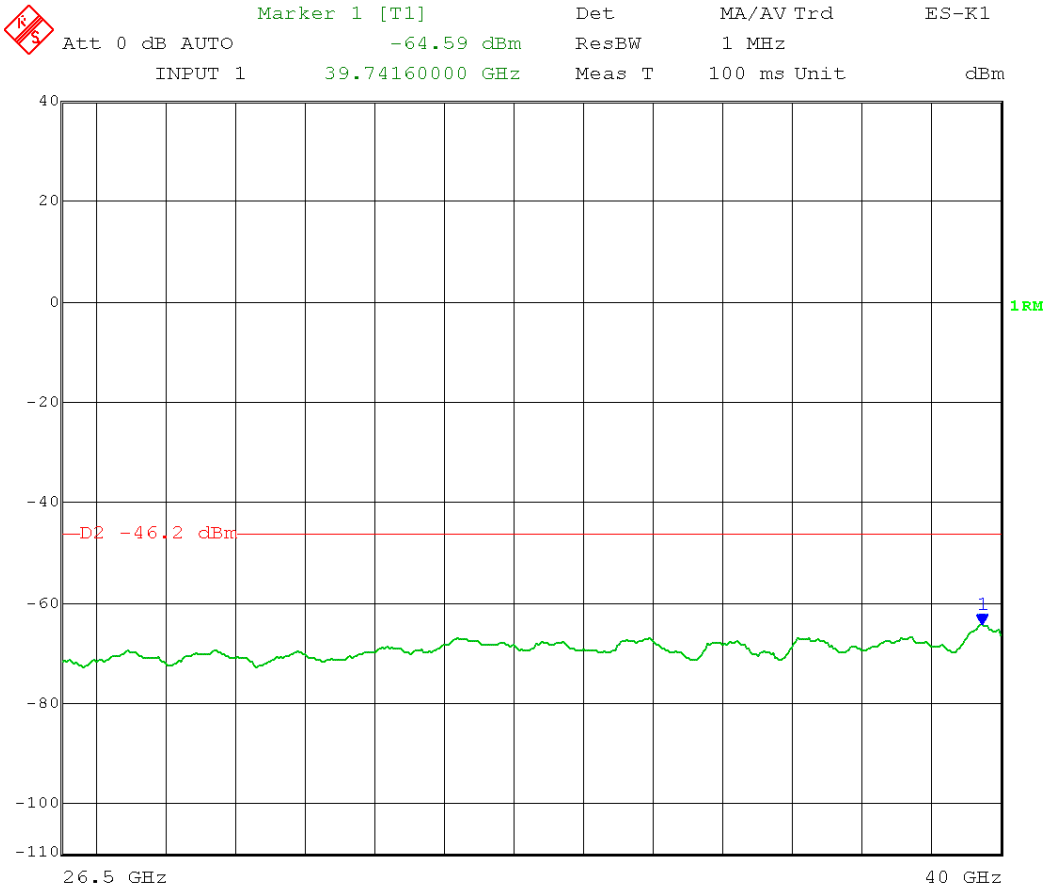

Test Date: 06-12-2014
Company: Cambium Networks
EUT: ePMP 5.1 AP UNII
Test: Maximum Unwanted Emission Levels - Conducted
Operator: Craig B / Paul L
Comment: Detector Bandwidth = 1 MHz
Detector = Peak
Low Channel Transmit = 5.190 GHz 40 MHz BW
Output Power Setting: 14.5
Channel 0
Frequency Range: 26.5 – 40 GHz

Per 789033 D02 General UNII Test Procedures DR02-41759, section II.G.2.(c): "an out-of-band emission that complies with both the average and peak limits of 15.209 is not required to satisfy the -27 dBm/MHz or -17 dBm/MHz maximum emission limit."

15.209 Peak limit: 74 dBµV/m @ 3 meters
RF conducted limit: 74 dBµV/m -95.2 (3 meters) – 3 dB (MIMO) – 2 dBi antenna gain = -26.2 dBm Peak

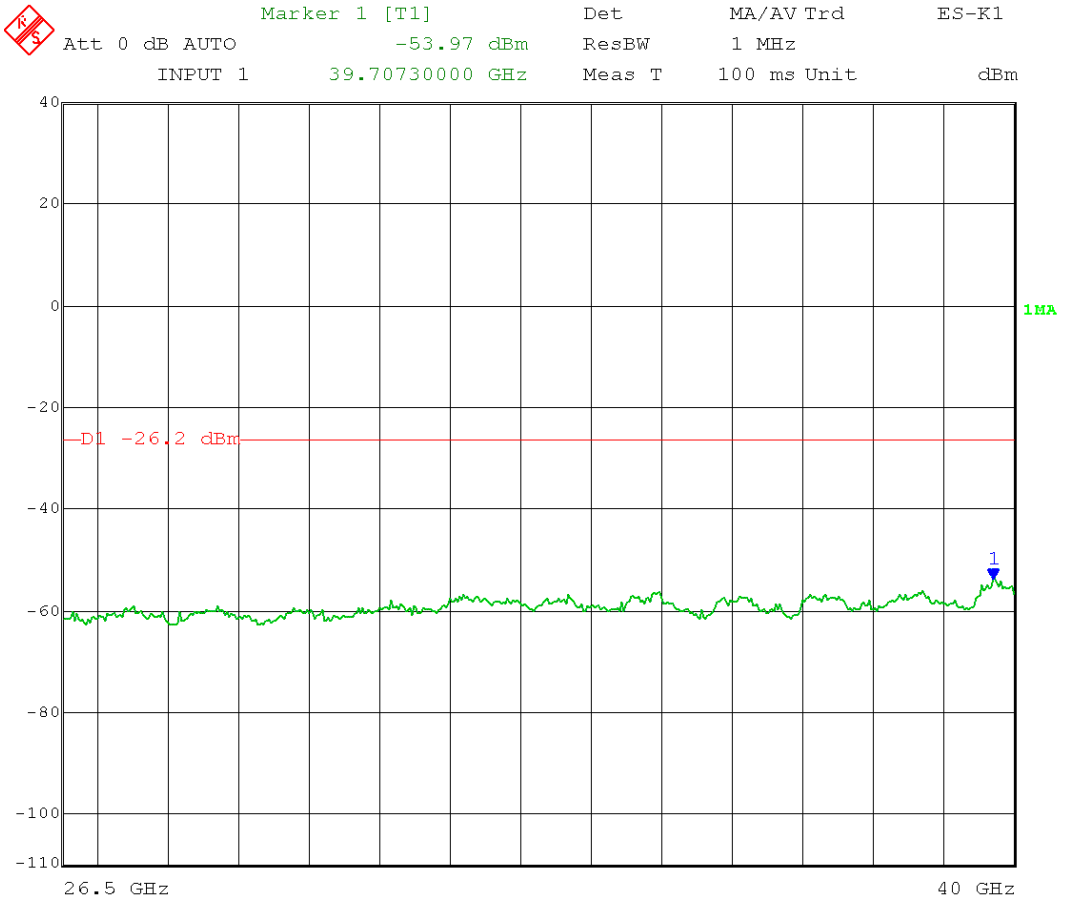

Date: 12.JUN.2014 14:41:16

Test Date: 06-11-2014
Company: Cambium Networks
EUT: ePMP 5.1 AP UNII
Test: Maximum Unwanted Emission Levels - Conducted
Operator: Craig B / Paul L
Comment: Detector Bandwidth = 120 kHz
Detector = Peak
Mid Channel Transmit = 5.200 GHz 40 MHz BW
Output Power Setting: 16
Channel 0
Frequency Range 30 MHz - 88 MHz

Per 789033 D02 General UNII Test Procedures DR02-41759, section II.G.2.(c): "an out-of-band emission that complies with both the average and peak limits of 15.209 is not required to satisfy the -27 dBm/MHz or -17 dBm/MHz maximum emission limit."

15.209 Limit 30-88 MHz: 40 dBµV/m @ 3 meters
RF conducted limit: 40 dBµV/m -95.2 (3 meters) – 4.7 (ground plane) – 3dB (MIMO) – 2 dBi antenna gain = -64.9 dBm Quasi-Peak

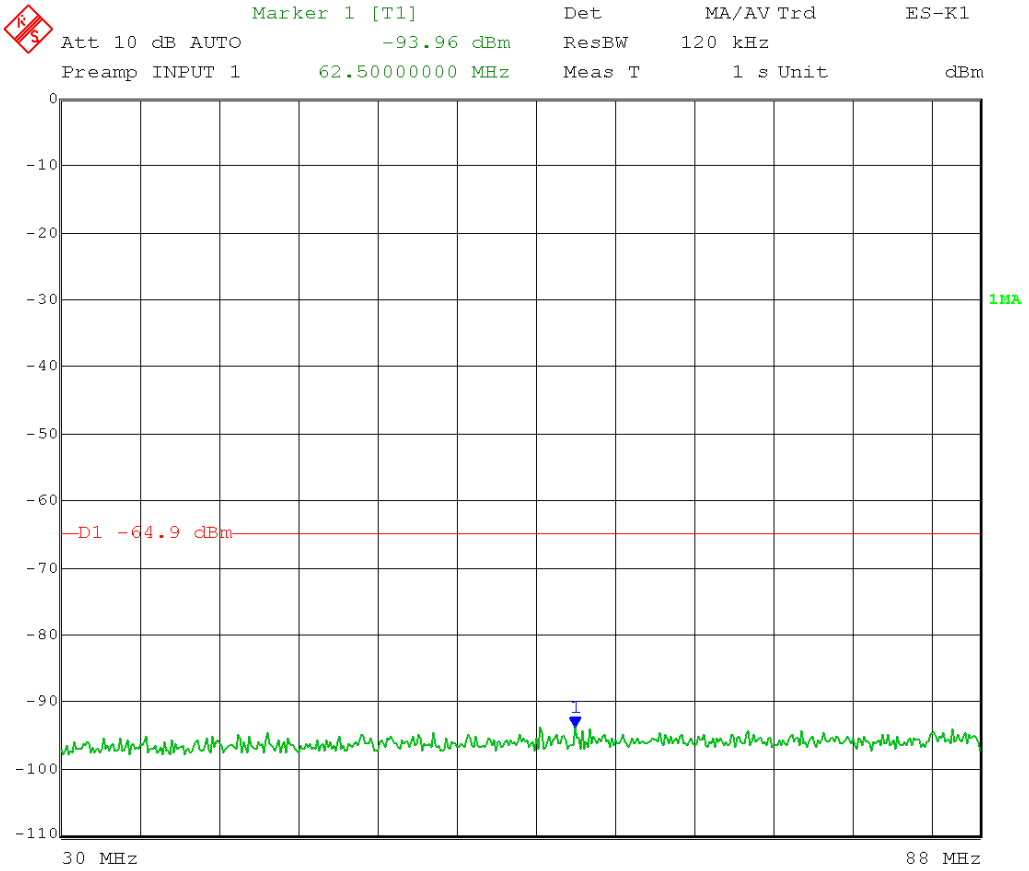

Date: 11.JUN.2014 09:03:38

Test Date: 06-11-2014
Company: Cambium Networks
EUT: ePMP 5.1 AP UNII
Test: Maximum Unwanted Emission Levels - Conducted
Operator: Craig B / Paul L
Comment: Detector Bandwidth = 120 kHz
Detector = Peak
Mid Channel Transmit = 5.200 GHz 40 MHz BW
Output Power Setting: 16
Channel 0
Frequency Range: 88 MHz – 216 MHz

Per 789033 D02 General UNII Test Procedures DR02-41759, section II.G.2.(c): "an out-of-band emission that complies with both the average and peak limits of 15.209 is not required to satisfy the -27 dBm/MHz or -17 dBm/MHz maximum emission limit."

15.209 Limit 88-216 MHz: 43.5 dBµV/m @ 3 meters
RF conducted limit: 43.5 dBµV/m -95.2 (3 meters) – 4.7 (ground plane) – 3dB (MIMO) – 2 dBi antenna gain = -61.4 dBm Quasi-Peak

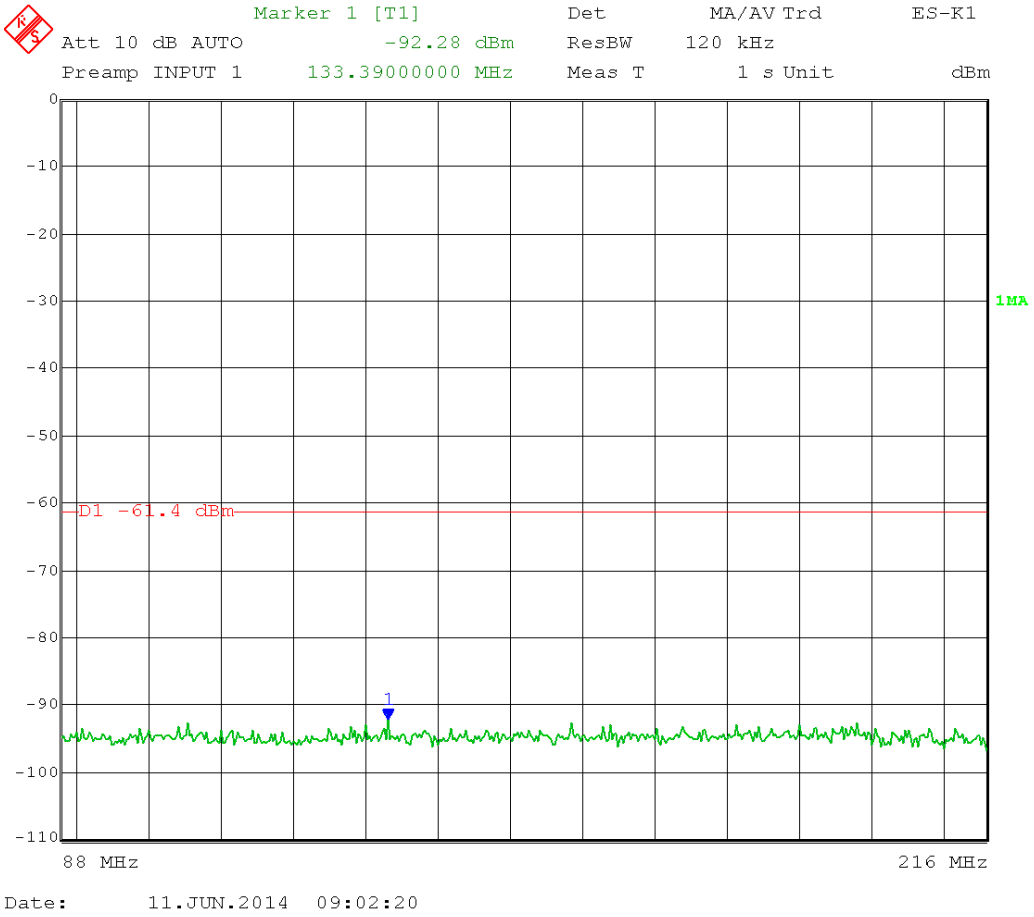

Test Date: 06-11-2014
Company: Cambium Networks
EUT: ePMP 5.1 AP UNII
Test: Maximum Unwanted Emission Levels - Conducted
Operator: Craig B / Paul L
Comment: Detector Bandwidth = 120 kHz
Detector = Peak
Mid Channel Transmit = 5.200 GHz 40 MHz BW
Output Power Setting: 16
Channel 0
Frequency Range: 216 MHz – 960 MHz

Per 789033 D02 General UNII Test Procedures DR02-41759, section II.G.2.(c): "an out-of-band emission that complies with both the average and peak limits of 15.209 is not required to satisfy the -27 dBm/MHz or -17 dBm/MHz maximum emission limit."

15.209 Limit 216-960 MHz: 46 dBµV/m @ 3 meters
RF conducted limit: 46 dBµV/m -95.2 (3 meters) – 4.7 (ground plane) – 3dB (MIMO) – 2 dBi antenna gain = -58.9 dBm Quasi-Peak

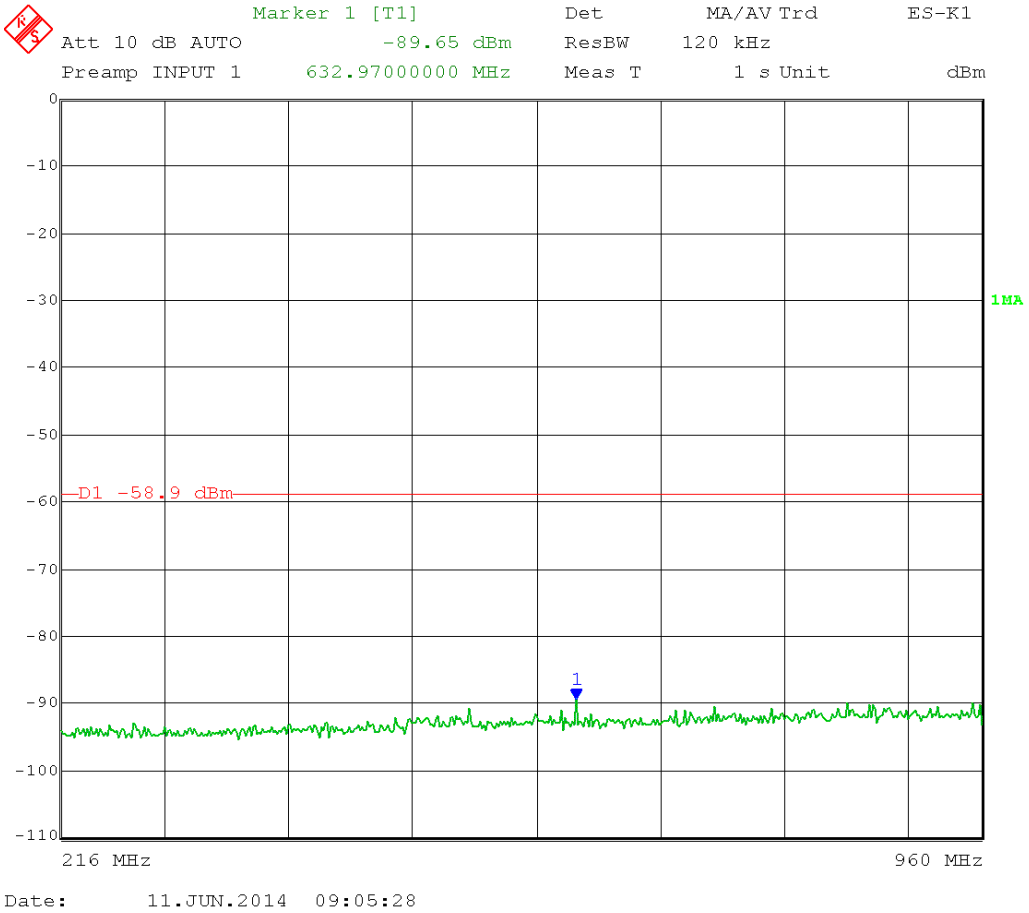

Test Date: 06-11-2014
Company: Cambium Networks
EUT: ePMP 5.1 AP UNII
Test: Maximum Unwanted Emission Levels - Conducted
Operator: Craig B / Paul L
Comment: Detector Bandwidth = 120 kHz
Detector = Peak
Mid Channel Transmit = 5.200 GHz 40 MHz BW
Output Power Setting: 16
Channel 0
Frequency Range: 960 MHz – 1000 MHz

Per 789033 D02 General UNII Test Procedures DR02-41759, section II.G.2.(c): "an out-of-band emission that complies with both the average and peak limits of 15.209 is not required to satisfy the -27 dBm/MHz or -17 dBm/MHz maximum emission limit."

15.209 Limit 960-1000 MHz: 54 dBµV/m @ 3 meters
RF conducted limit: 54 dBµV/m -95.2 (3 meters) – 4.7 (ground plane) – 3dB (MIMO) – 2 dBi antenna gain = -50.9 dBm Quasi-Peak

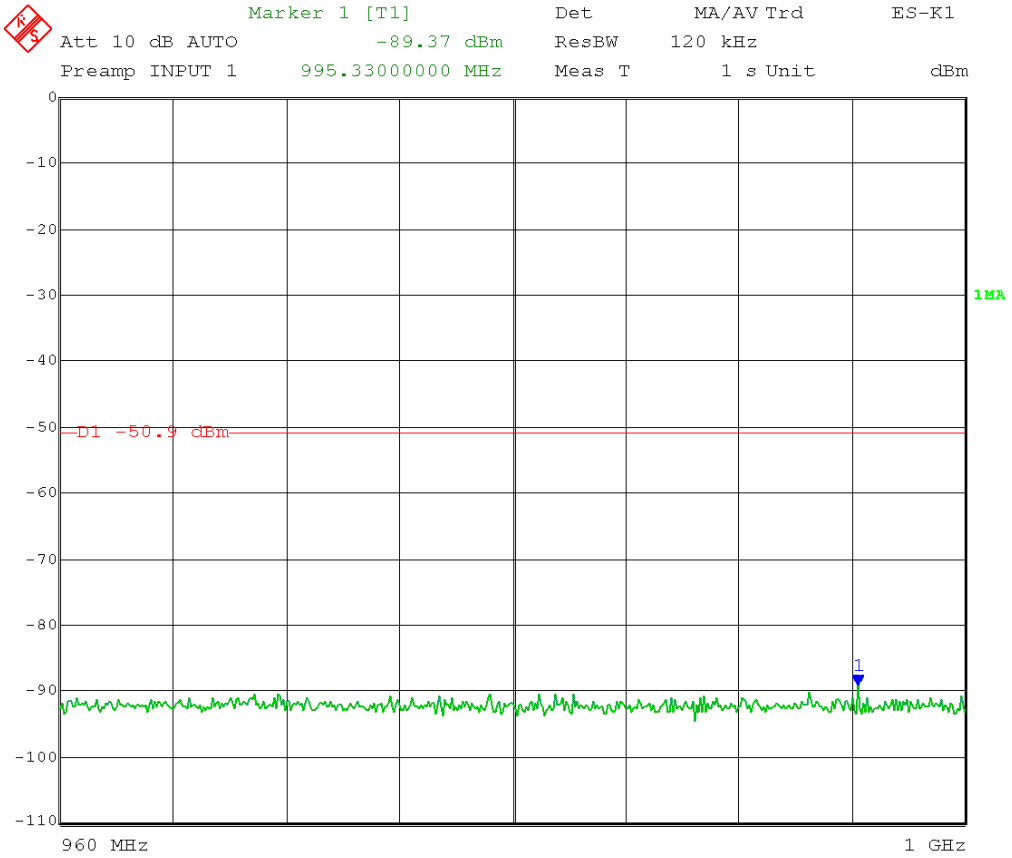

Date: 11.JUN.2014 09:06:52

Test Date: 06-11-2014
Company: Cambium Networks
EUT: ePMP 5.1 AP UNII
Test: Maximum Unwanted Emission Levels - Conducted
Operator: Craig B / Paul L
Comment: Detector Bandwidth = 1 MHz
Detector = RMS
Mid Channel Transmit = 5.200 GHz 40 MHz BW
Output Power Setting: 16
Channel 0
Frequency Range: 1 – 4.5 GHz

Per 789033 D02 General UNII Test Procedures DR02-41759, section II.G.2.(c): "an out-of-band emission that complies with both the average and peak limits of 15.209 is not required to satisfy the -27 dBm/MHz or -17 dBm/MHz maximum emission limit."

15.209 Average limit: 54 dBµV/m @ 3 meters
RF conducted limit: 54 dBµV/m -95.2 (3 meters) – 3 dB (MIMO) – 2 dBi antenna gain = -46.2 dBm Average

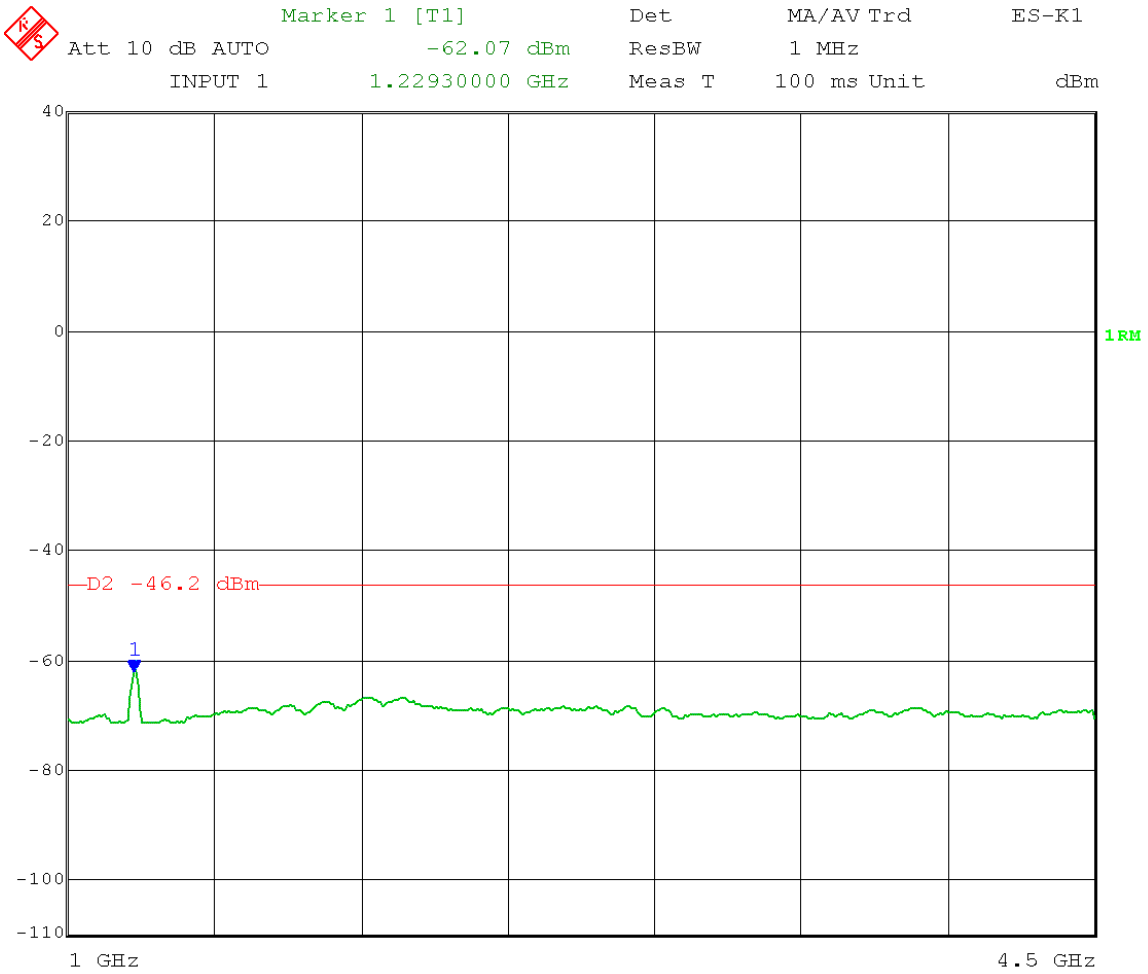

Date: 11.JUN.2014 10:47:33

Test Date: 06-11-2014
Company: Cambium Networks
EUT: ePMP 5.1 AP UNII
Test: Maximum Unwanted Emission Levels - Conducted
Operator: Craig B / Paul L
Comment: Detector Bandwidth = 1 MHz
Detector = Peak
Mid Channel Transmit = 5.200 GHz 40 MHz BW
Output Power Setting: 16
Channel 0
Frequency Range: 1 – 4.5 GHz

Per 789033 D02 General UNII Test Procedures DR02-41759, section II.G.2.(c): "an out-of-band emission that complies with both the average and peak limits of 15.209 is not required to satisfy the -27 dBm/MHz or -17 dBm/MHz maximum emission limit."

15.209 Peak limit: 74 dBµV/m @ 3 meters
RF conducted limit: 74 dBµV/m -95.2 (3 meters) – 3 dB (MIMO) – 2 dBi antenna gain = -26.2 dBm Peak

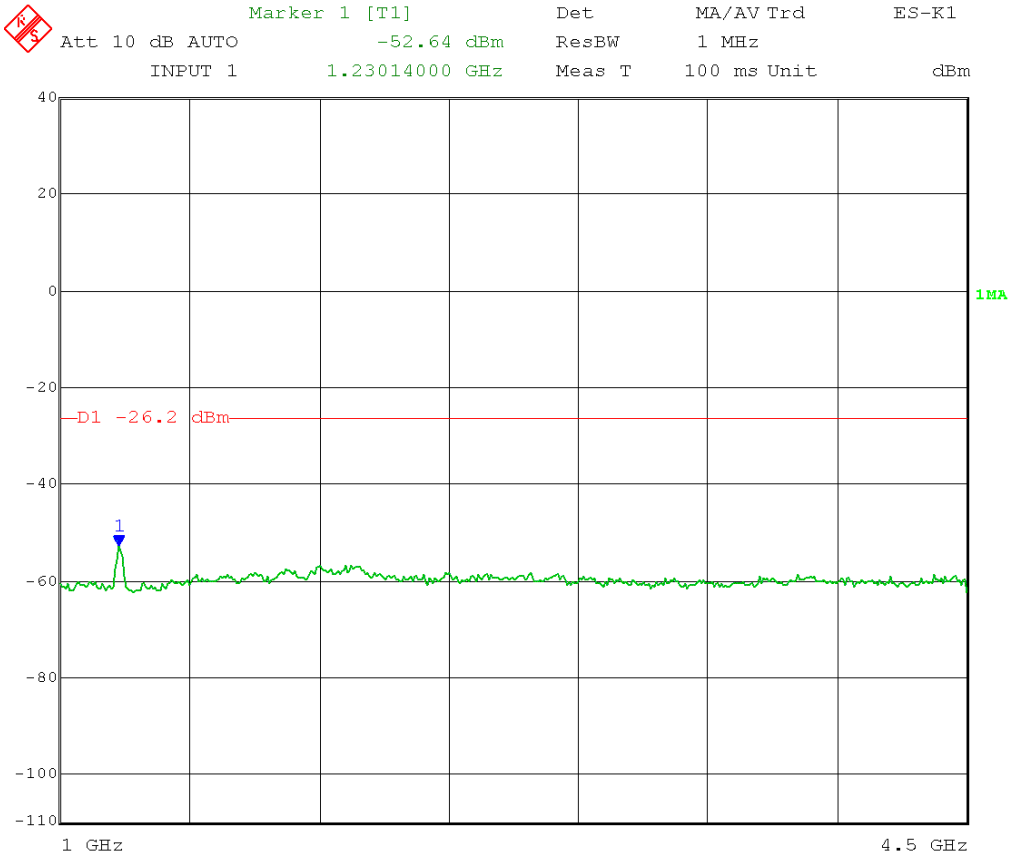

Date: 11.JUN.2014 10:54:49

Test Date: 06-11-2014
Company: Cambium Networks
EUT: ePMP 5.1 AP UNII
Test: Maximum Unwanted Emission Levels - Conducted
Operator: Craig B / Paul L
Comment: Detector Bandwidth = 1 MHz
Detector = RMS
Mid Channel Transmit = 5.200 GHz 40 MHz BW
Output Power Setting: 16
Channel 0
Frequency Range: 5.46 – 7 GHz

Per 789033 D02 General UNII Test Procedures DR02-41759, section II.G.2.(c): "an out-of-band emission that complies with both the average and peak limits of 15.209 is not required to satisfy the -27 dBm/MHz or -17 dBm/MHz maximum emission limit."

15.209 Average limit: 54 dBµV/m @ 3 meters
RF conducted limit: 54 dBµV/m -95.2 (3 meters) – 3 dB (MIMO) – 2 dBi antenna gain = -46.2 dBm Average

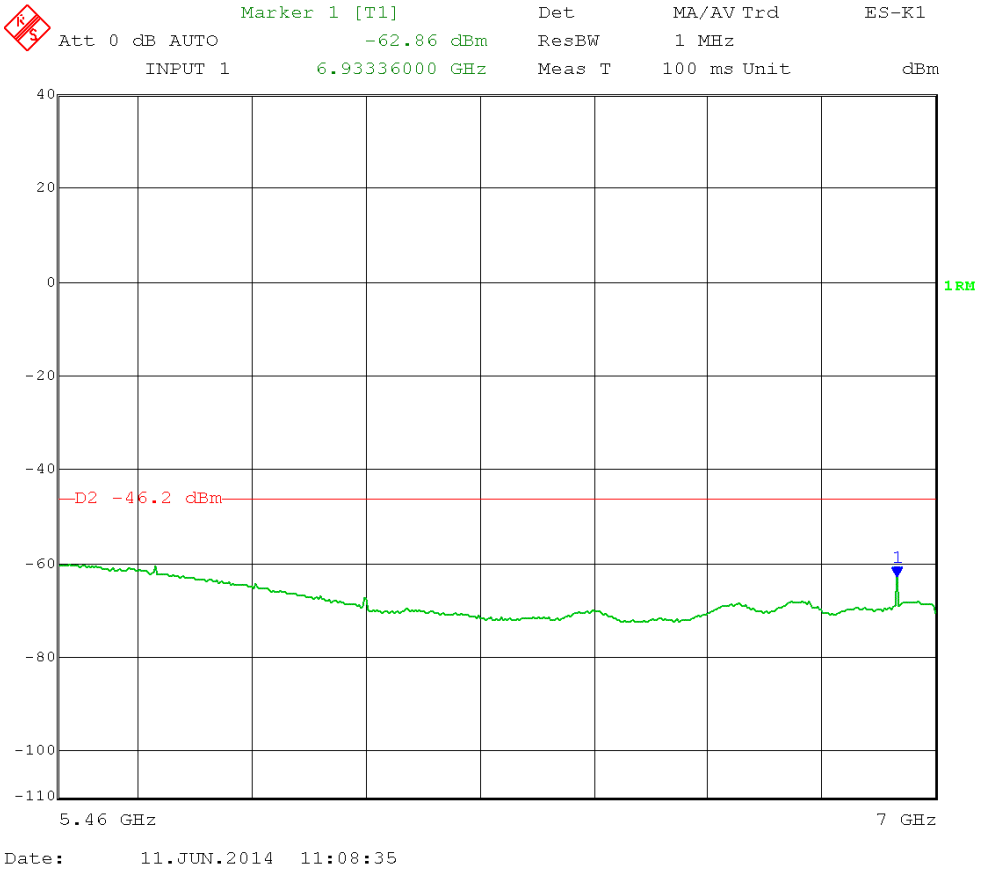

Test Date: 06-11-2014
Company: Cambium Networks
EUT: ePMP 5.1 AP UNII
Test: Maximum Unwanted Emission Levels - Conducted
Operator: Craig B / Paul L
Comment: Detector Bandwidth = 1 MHz
Detector = Peak
Mid Channel Transmit = 5.200 GHz 40 MHz BW
Output Power Setting: 16
Channel 0
Frequency Range: 5.46 – 7 GHz

Per 789033 D02 General UNII Test Procedures DR02-41759, section II.G.2.(c): "an out-of-band emission that complies with both the average and peak limits of 15.209 is not required to satisfy the -27 dBm/MHz or -17 dBm/MHz maximum emission limit."

15.209 Peak limit: 74 dBµV/m @ 3 meters
RF conducted limit: 74 dBµV/m -95.2 (3 meters) – 3 dB (MIMO) – 2 dBi antenna gain = -26.2 dBm Peak

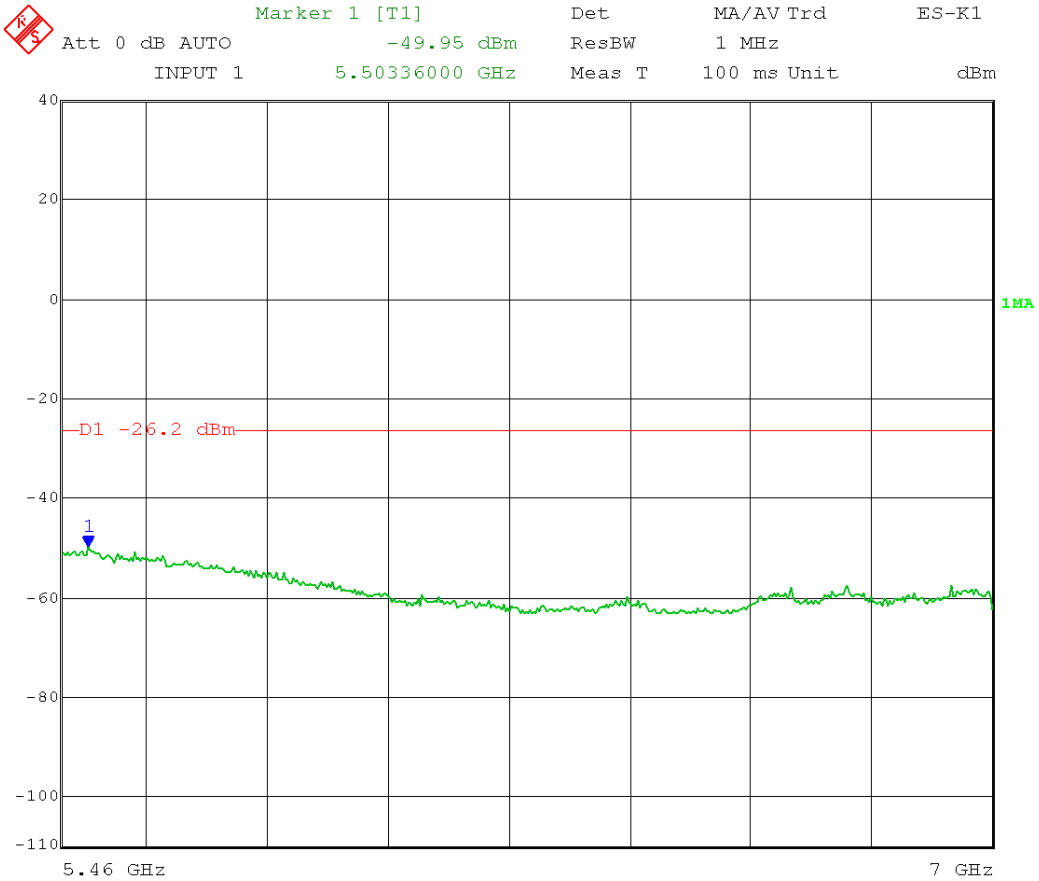

Date: 11.JUN.2014 11:09:27

Test Date: 06-11-2014
Company: Cambium Networks
EUT: ePMP 5.1 AP UNII
Test: Maximum Unwanted Emission Levels - Conducted
Operator: Craig B / Paul L
Comment: Detector Bandwidth = 1 MHz
Detector = RMS
Mid Channel Transmit = 5.200 GHz 40 MHz BW
Output Power Setting: 16
Channel 0
Frequency Range: 7 – 18 GHz

Per 789033 D02 General UNII Test Procedures DR02-41759, section II.G.2.(c): "an out-of-band emission that complies with both the average and peak limits of 15.209 is not required to satisfy the -27 dBm/MHz or -17 dBm/MHz maximum emission limit."

15.209 Average limit: 54 dBµV/m @ 3 meters
RF conducted limit: 54 dBµV/m -95.2 (3 meters) – 3 dB (MIMO) – 2 dBi antenna gain = -46.2 dBm Average

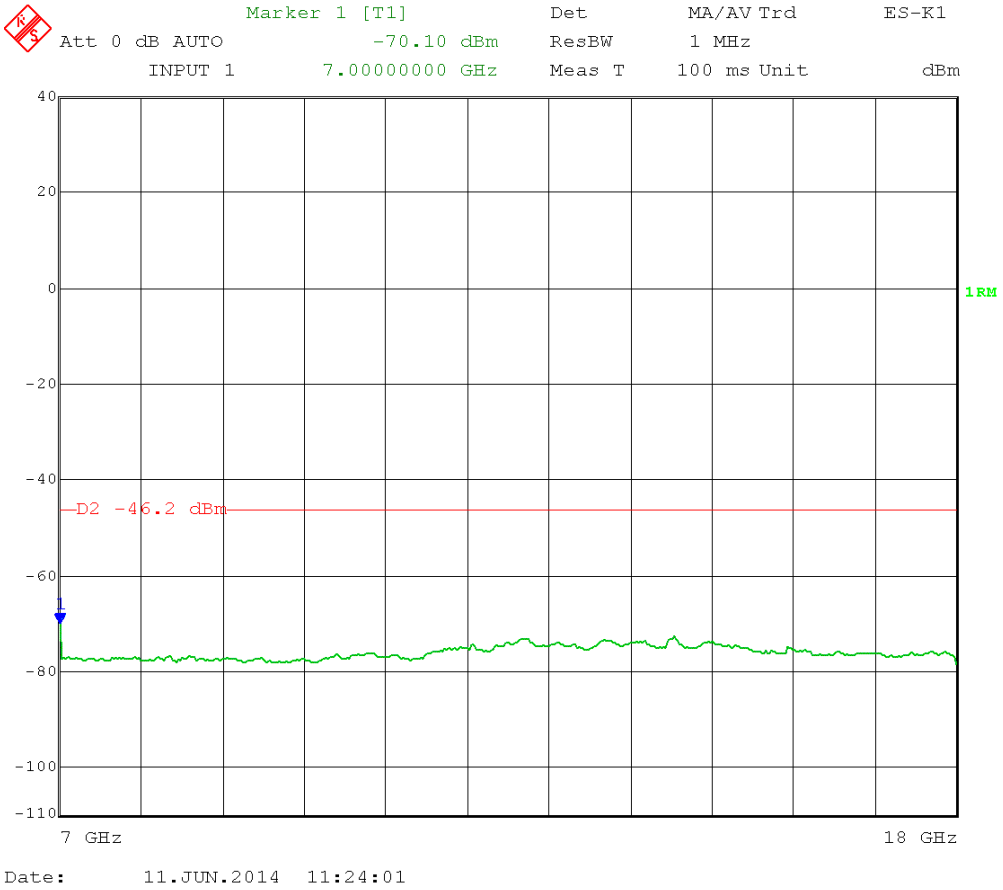

Test Date: 06-11-2014
Company: Cambium Networks
EUT: ePMP 5.1 AP UNII
Test: Maximum Unwanted Emission Levels - Conducted
Operator: Craig B / Paul L
Comment: Detector Bandwidth = 1 MHz
Detector = Peak
Mid Channel Transmit = 5.200 GHz 40 MHz BW
Output Power Setting: 16
Channel 0
Frequency Range: 7 – 18 GHz

Per 789033 D02 General UNII Test Procedures DR02-41759, section II.G.2.(c): "an out-of-band emission that complies with both the average and peak limits of 15.209 is not required to satisfy the -27 dBm/MHz or -17 dBm/MHz maximum emission limit."

15.209 Peak limit: 74 dBµV/m @ 3 meters
RF conducted limit: 74 dBµV/m -95.2 (3 meters) – 3 dB (MIMO) – 2 dBi antenna gain = -26.2 dBm Peak

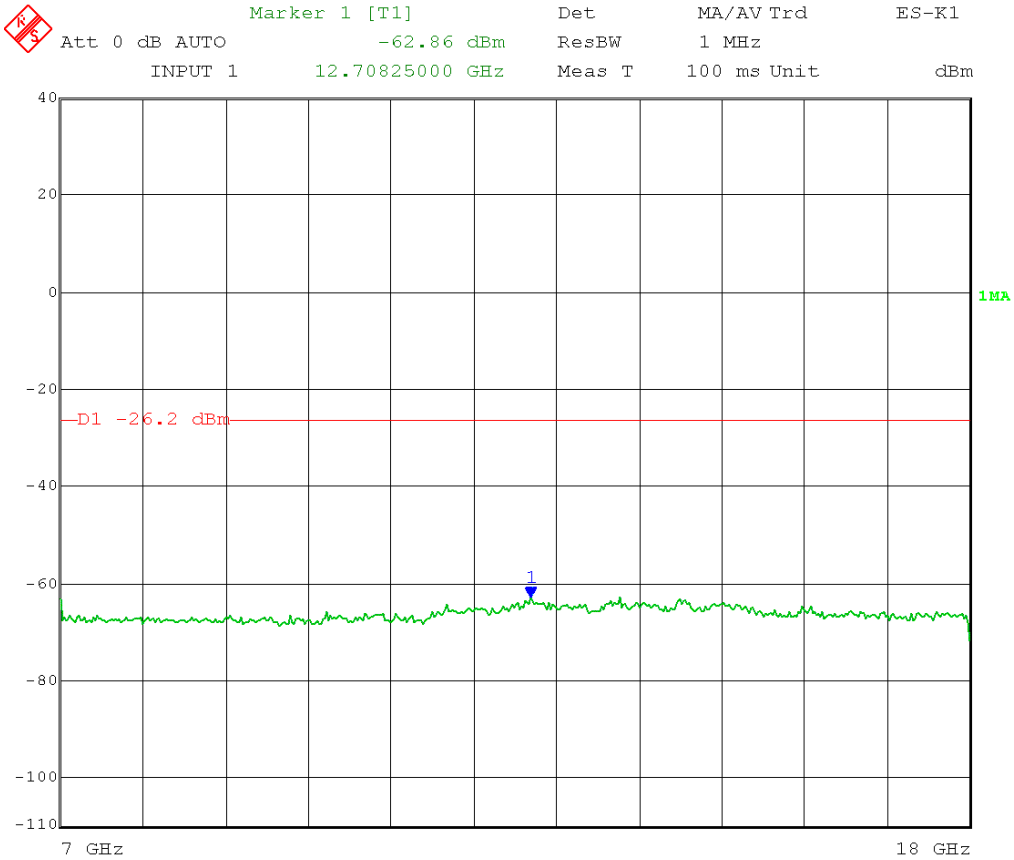

Date: 11.JUN.2014 11:25:58

Test Date: 06-12-2014
Company: Cambium Networks
EUT: ePMP 5.1 AP UNII
Test: Maximum Unwanted Emission Levels - Conducted
Operator: Craig B / Paul L
Comment: Detector Bandwidth = 1 MHz
Detector = RMS
Mid Channel Transmit = 5.200 GHz 40 MHz BW
Output Power Setting: 16
Channel 0
Frequency Range: 18 – 26.5 GHz

Per 789033 D02 General UNII Test Procedures DR02-41759, section II.G.2.(c): "an out-of-band emission that complies with both the average and peak limits of 15.209 is not required to satisfy the -27 dBm/MHz or -17 dBm/MHz maximum emission limit."

15.209 Average limit: 54 dBµV/m @ 3 meters
RF conducted limit: 54 dBµV/m -95.2 (3 meters) – 3 dB (MIMO) – 2 dBi antenna gain = -46.2 dBm Average

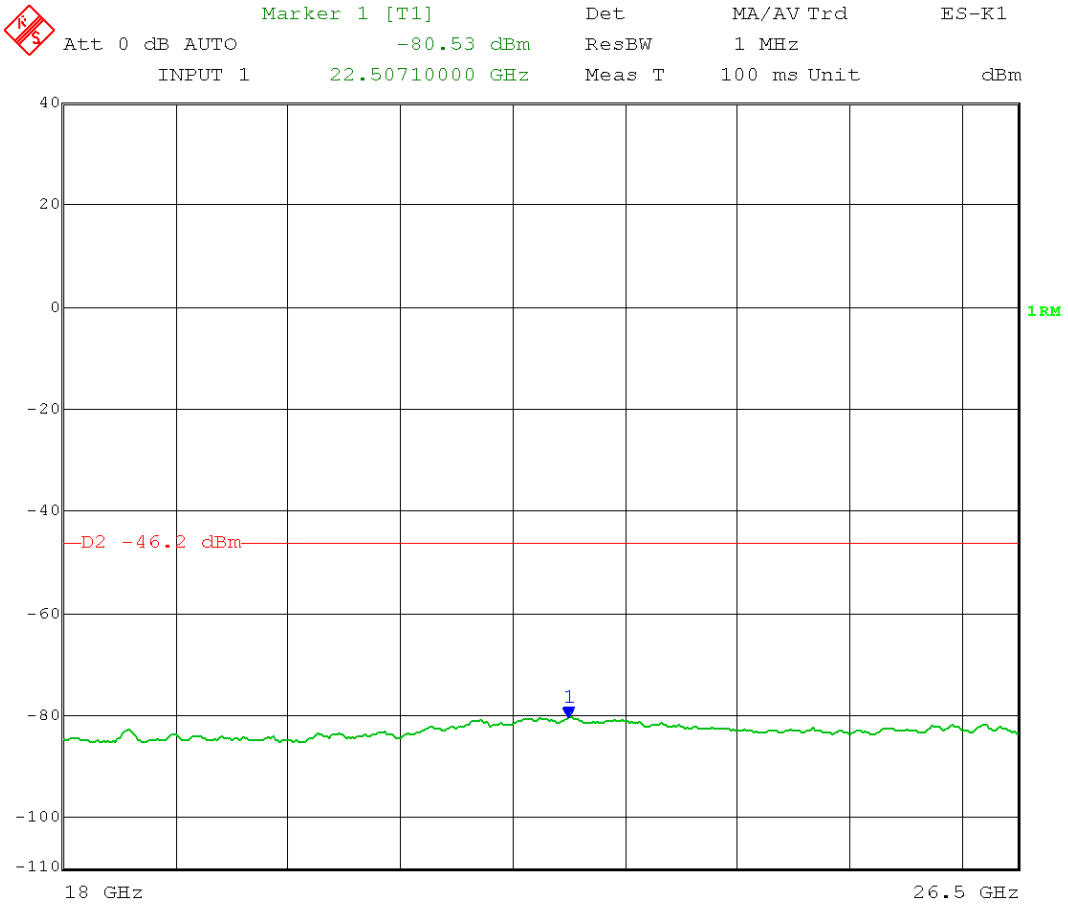

Date: 12.JUN.2014 14:23:29

Test Date: 06-12-2014
Company: Cambium Networks
EUT: ePMP 5.1 AP UNII
Test: Maximum Unwanted Emission Levels - Conducted
Operator: Craig B / Paul L
Comment: Detector Bandwidth = 1 MHz
Detector = Peak
Mid Channel Transmit = 5.200 GHz 40 MHz BW
Output Power Setting: 16
Channel 0
Frequency Range: 18 – 26.5 GHz

Per 789033 D02 General UNII Test Procedures DR02-41759, section II.G.2.(c): "an out-of-band emission that complies with both the average and peak limits of 15.209 is not required to satisfy the -27 dBm/MHz or -17 dBm/MHz maximum emission limit."

15.209 Peak limit: 74 dBµV/m @ 3 meters
RF conducted limit: 74 dBµV/m -95.2 (3 meters) – 3 dB (MIMO) – 2 dBi antenna gain = -26.2 dBm Peak

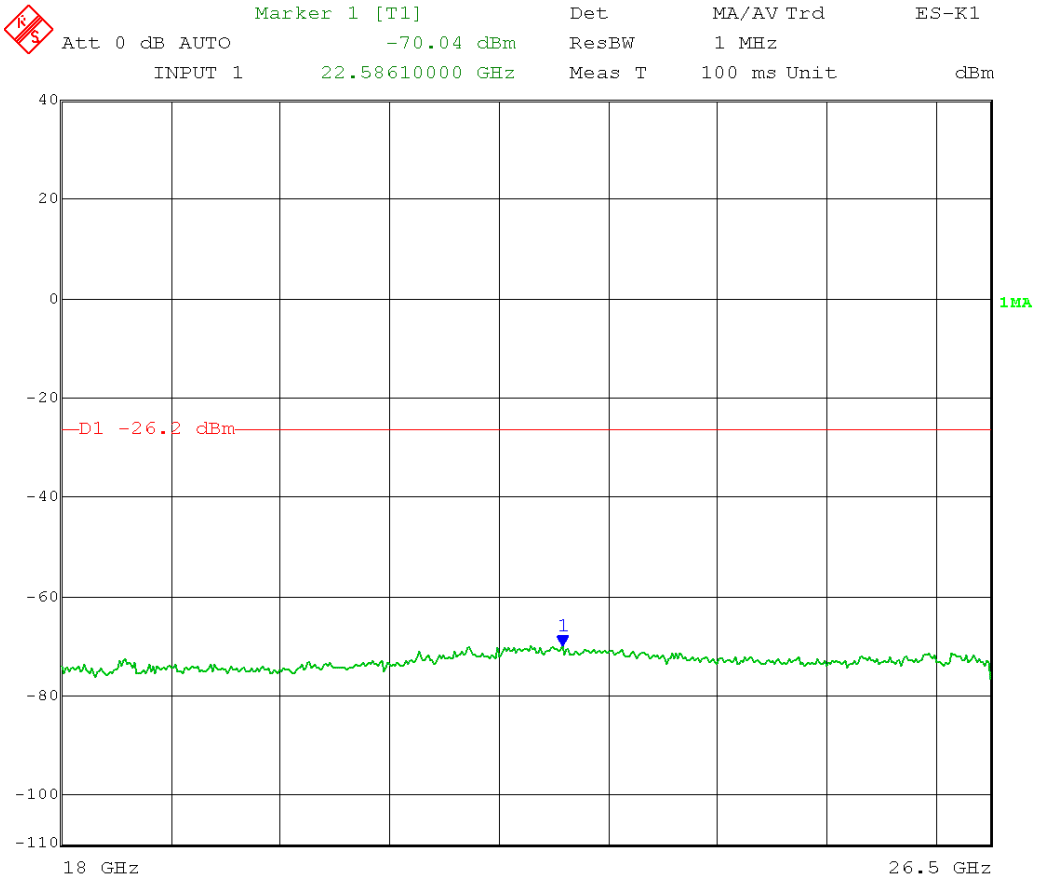

Test Date: 06-12-2014
Company: Cambium Networks
EUT: ePMP 5.1 AP UNII
Test: Maximum Unwanted Emission Levels - Conducted
Operator: Craig B / Paul L
Comment: Detector Bandwidth = 1 MHz
Detector = RMS
Mid Channel Transmit = 5.200 GHz 40 MHz BW
Output Power Setting: 16
Channel 0
Frequency Range: 26.5 – 40 GHz

Per 789033 D02 General UNII Test Procedures DR02-41759, section II.G.2.(c): "an out-of-band emission that complies with both the average and peak limits of 15.209 is not required to satisfy the -27 dBm/MHz or -17 dBm/MHz maximum emission limit."

15.209 Average limit: 54 dBµV/m @ 3 meters
RF conducted limit: 54 dBµV/m -95.2 (3 meters) – 3 dB (MIMO) – 2 dBi antenna gain = -46.2 dBm Average

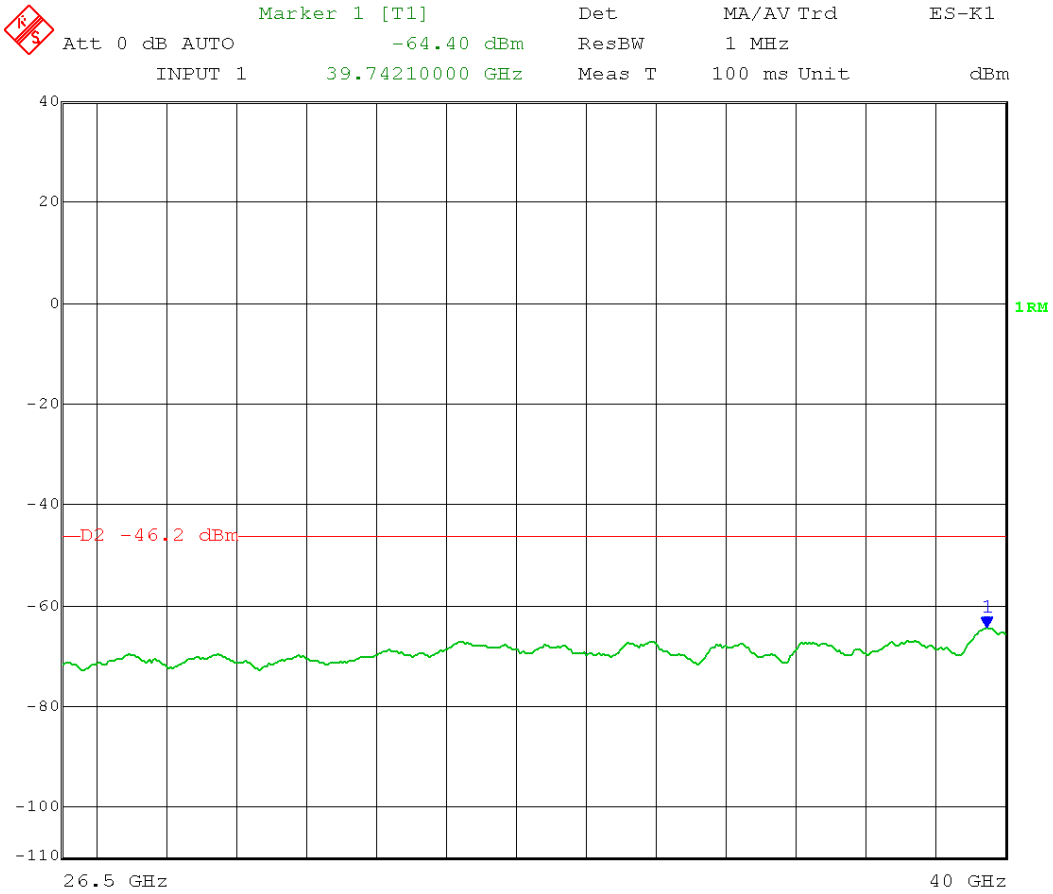

Date: 12.JUN.2014 14:34:30

Test Date: 06-12-2014
Company: Cambium Networks
EUT: ePMP 5.1 AP UNII
Test: Maximum Unwanted Emission Levels - Conducted
Operator: Craig B / Paul L
Comment: Detector Bandwidth = 1 MHz
Detector = Peak
Mid Channel Transmit = 5.200 GHz 40 MHz BW
Output Power Setting: 16
Channel 0
Frequency Range: 26.5 – 40 GHz

Per 789033 D02 General UNII Test Procedures DR02-41759, section II.G.2.(c): "an out-of-band emission that complies with both the average and peak limits of 15.209 is not required to satisfy the -27 dBm/MHz or -17 dBm/MHz maximum emission limit."

15.209 Peak limit: 74 dBµV/m @ 3 meters
RF conducted limit: 74 dBµV/m -95.2 (3 meters) – 3 dB (MIMO) – 2 dBi antenna gain = -26.2 dBm Peak

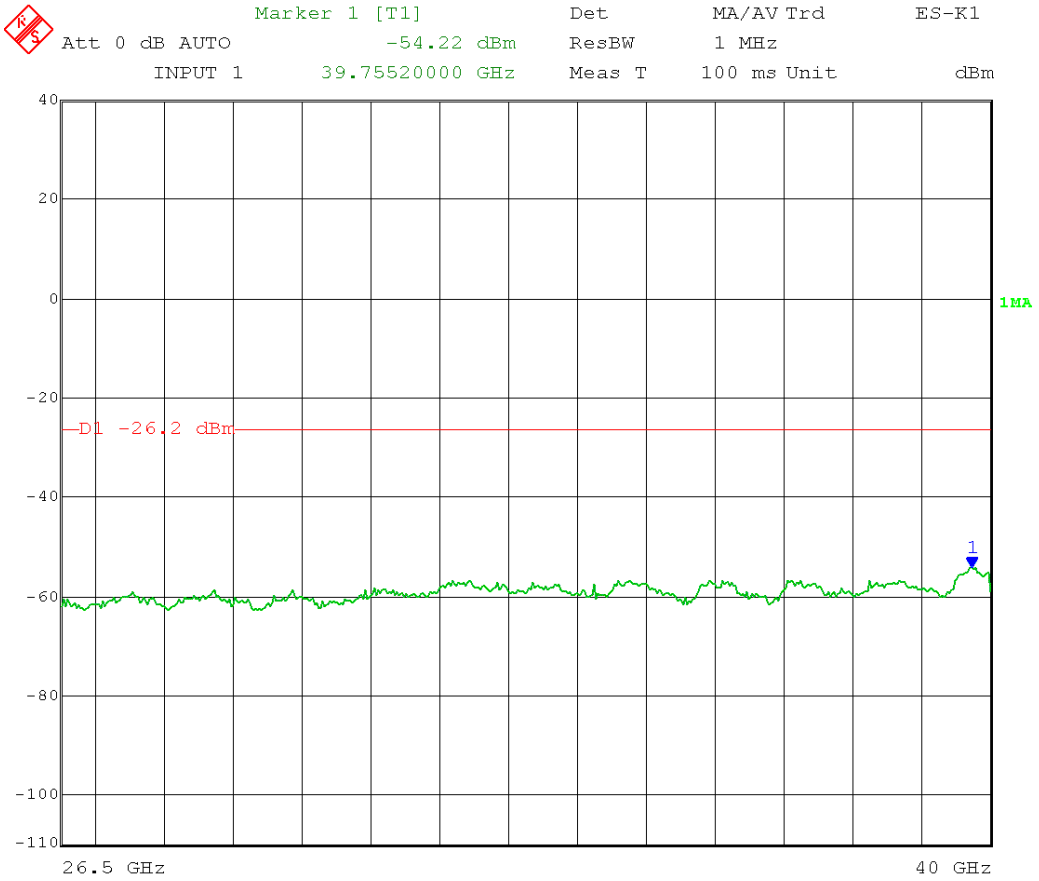

Test Date: 06-11-2014
Company: Cambium Networks
EUT: ePMP 5.1 AP UNII
Test: Maximum Unwanted Emission Levels - Conducted
Operator: Craig B / Paul L
Comment: Detector Bandwidth = 120 kHz
Detector = Peak
High Channel Transmit = 5.230 GHz 40 MHz BW
Output Power Setting: 16
Channel 0
Frequency Range 30 MHz - 88 MHz

Per 789033 D02 General UNII Test Procedures DR02-41759, section II.G.2.(c): "an out-of-band emission that complies with both the average and peak limits of 15.209 is not required to satisfy the -27 dBm/MHz or -17 dBm/MHz maximum emission limit."

15.209 Limit 30-88 MHz: 40 dBµV/m @ 3 meters
RF conducted limit: 40 dBµV/m -95.2 (3 meters) – 4.7 (ground plane) – 3dB (MIMO) – 2 dBi antenna gain = -64.9 dBm Quasi-Peak

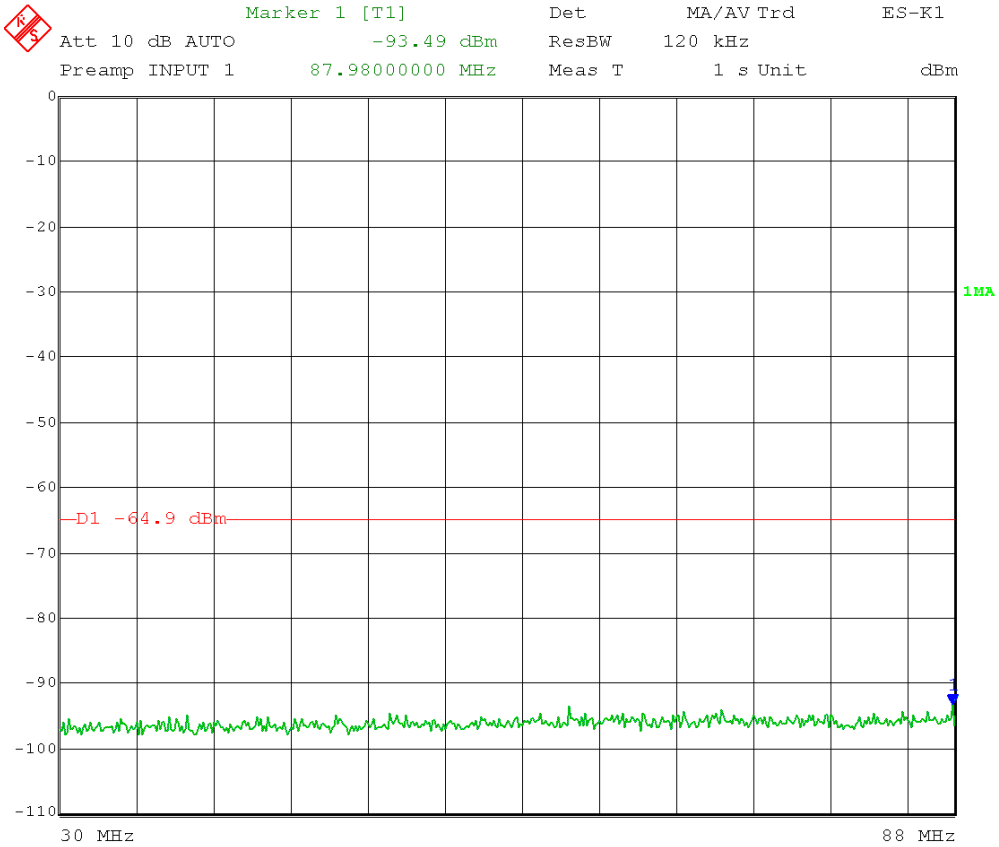

Date: 11.JUN.2014 09:09:00

Test Date: 06-11-2014
Company: Cambium Networks
EUT: ePMP 5.1 AP UNII
Test: Maximum Unwanted Emission Levels - Conducted
Operator: Craig B / Paul L
Comment: Detector Bandwidth = 120 kHz
Detector = Peak
High Channel Transmit = 5.230 GHz 40 MHz BW
Output Power Setting: 16
Channel 0
Frequency Range: 88 MHz – 216 MHz

Per 789033 D02 General UNII Test Procedures DR02-41759, section II.G.2.(c): "an out-of-band emission that complies with both the average and peak limits of 15.209 is not required to satisfy the -27 dBm/MHz or -17 dBm/MHz maximum emission limit."

15.209 Limit 88-216 MHz: 43.5 dBµV/m @ 3 meters
RF conducted limit: 43.5 dBµV/m -95.2 (3 meters) – 4.7 (ground plane) – 3dB (MIMO) – 2 dBi antenna gain = -61.4 dBm Quasi-Peak

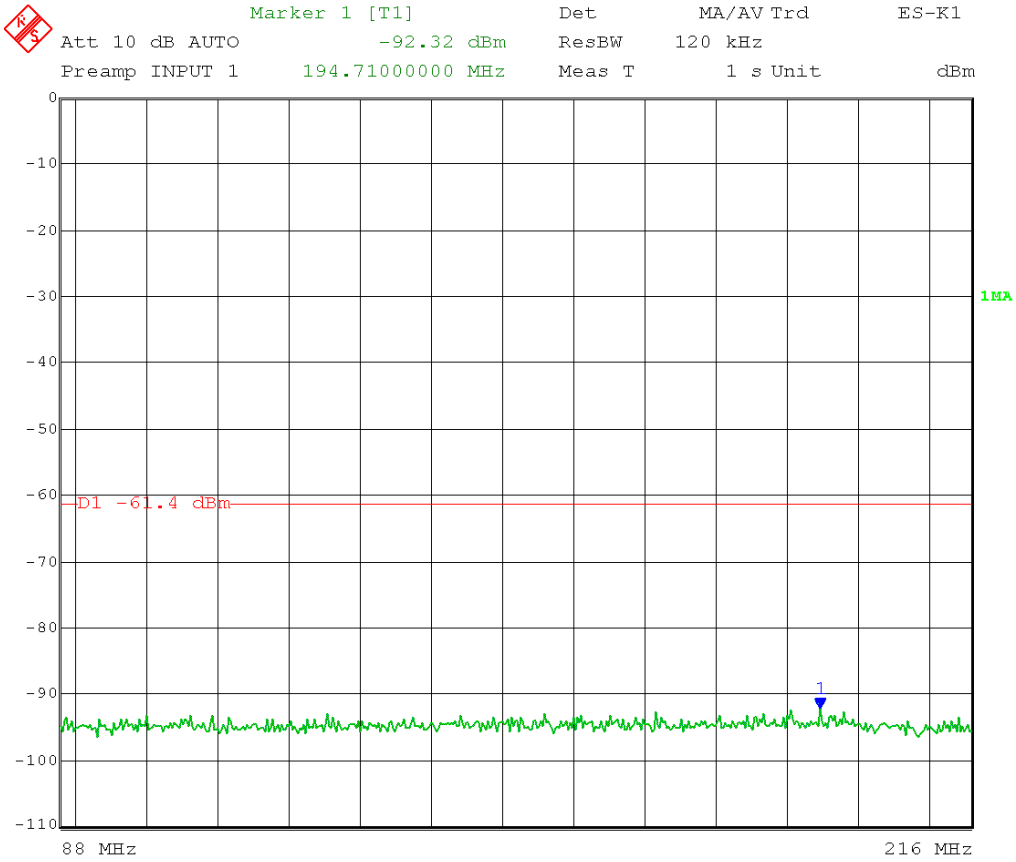

Date: 11.JUN.2014 09:10:23

Test Date: 06-11-2014
Company: Cambium Networks
EUT: ePMP 5.1 AP UNII
Test: Maximum Unwanted Emission Levels - Conducted
Operator: Craig B / Paul L
Comment: Detector Bandwidth = 120 kHz
Detector = Peak
High Channel Transmit = 5.230 GHz 40 MHz BW
Output Power Setting: 16
Channel 0
Frequency Range: 216 MHz – 960 MHz

Per 789033 D02 General UNII Test Procedures DR02-41759, section II.G.2.(c): "an out-of-band emission that complies with both the average and peak limits of 15.209 is not required to satisfy the -27 dBm/MHz or -17 dBm/MHz maximum emission limit."

15.209 Limit 216-960 MHz: 46 dBµV/m @ 3 meters
RF conducted limit: 46 dBµV/m -95.2 (3 meters) – 4.7 (ground plane) – 3dB (MIMO) – 2 dBi antenna gain = -58.9 dBm Quasi-Peak

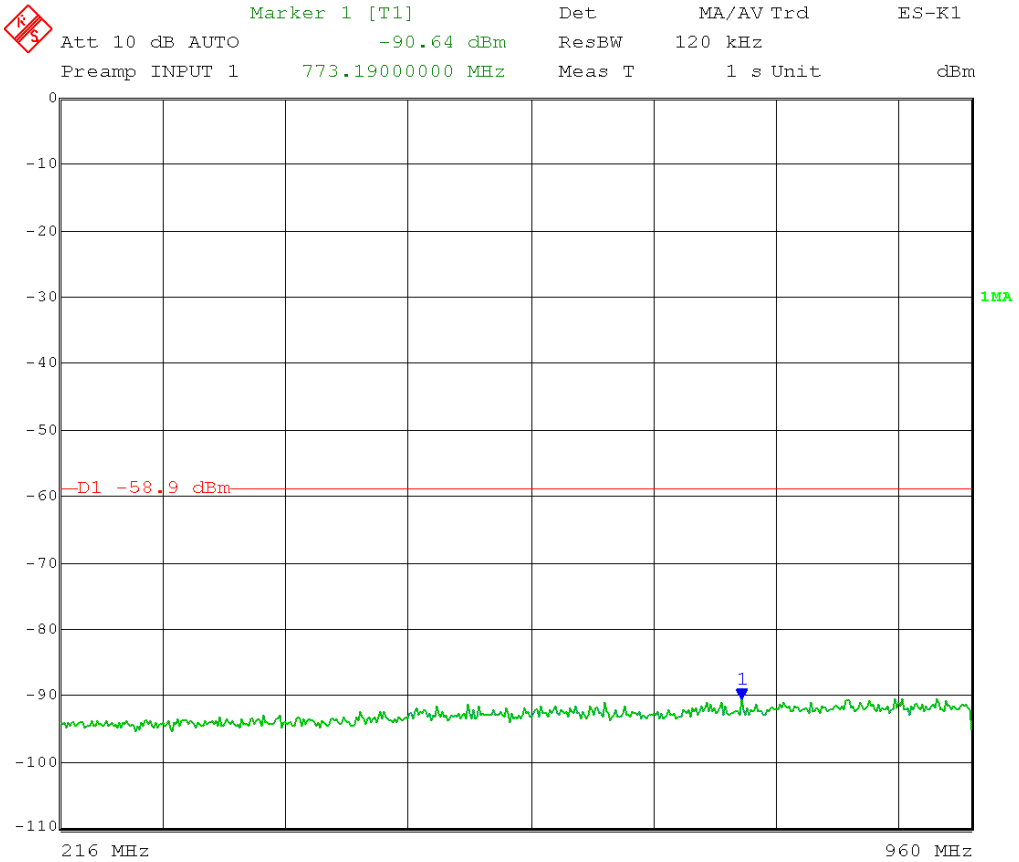

Date: 11.JUN.2014 09:12:04

Test Date: 06-11-2014
Company: Cambium Networks
EUT: ePMP 5.1 AP UNII
Test: Maximum Unwanted Emission Levels - Conducted
Operator: Craig B / Paul L
Comment: Detector Bandwidth = 120 kHz
Detector = Peak
High Channel Transmit = 5.230 GHz 40 MHz BW
Output Power Setting: 16
Channel 0
Frequency Range: 960 MHz – 1000 MHz

Per 789033 D02 General UNII Test Procedures DR02-41759, section II.G.2.(c): "an out-of-band emission that complies with both the average and peak limits of 15.209 is not required to satisfy the -27 dBm/MHz or -17 dBm/MHz maximum emission limit."

15.209 Limit 960-1000 MHz: 54 dBµV/m @ 3 meters
RF conducted limit: 54 dBµV/m -95.2 (3 meters) – 4.7 (ground plane) – 3dB (MIMO) – 2 dBi antenna gain = -50.9 dBm Quasi-Peak

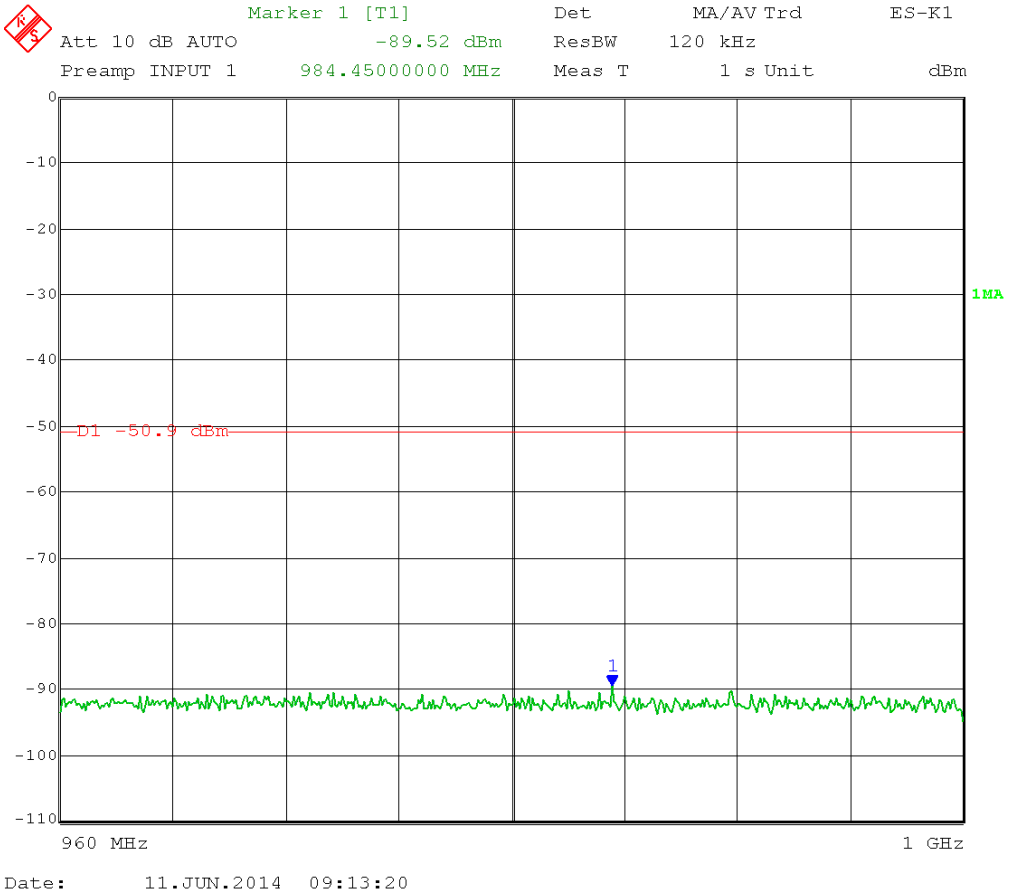

Test Date: 06-11-2014
Company: Cambium Networks
EUT: ePMP 5.1 AP UNII
Test: Maximum Unwanted Emission Levels - Conducted
Operator: Craig B / Paul L
Comment: Detector Bandwidth = 1 MHz
Detector = RMS
High Channel Transmit = 5.230 GHz 40 MHz BW
Output Power Setting: 16
Channel 0
Frequency Range: 1 – 4.5 GHz

Per 789033 D02 General UNII Test Procedures DR02-41759, section II.G.2.(c): "an out-of-band emission that complies with both the average and peak limits of 15.209 is not required to satisfy the -27 dBm/MHz or -17 dBm/MHz maximum emission limit."

15.209 Average limit: 54 dBµV/m @ 3 meters
RF conducted limit: 54 dBµV/m -95.2 (3 meters) – 3 dB (MIMO) – 2 dBi antenna gain = -46.2 dBm Average

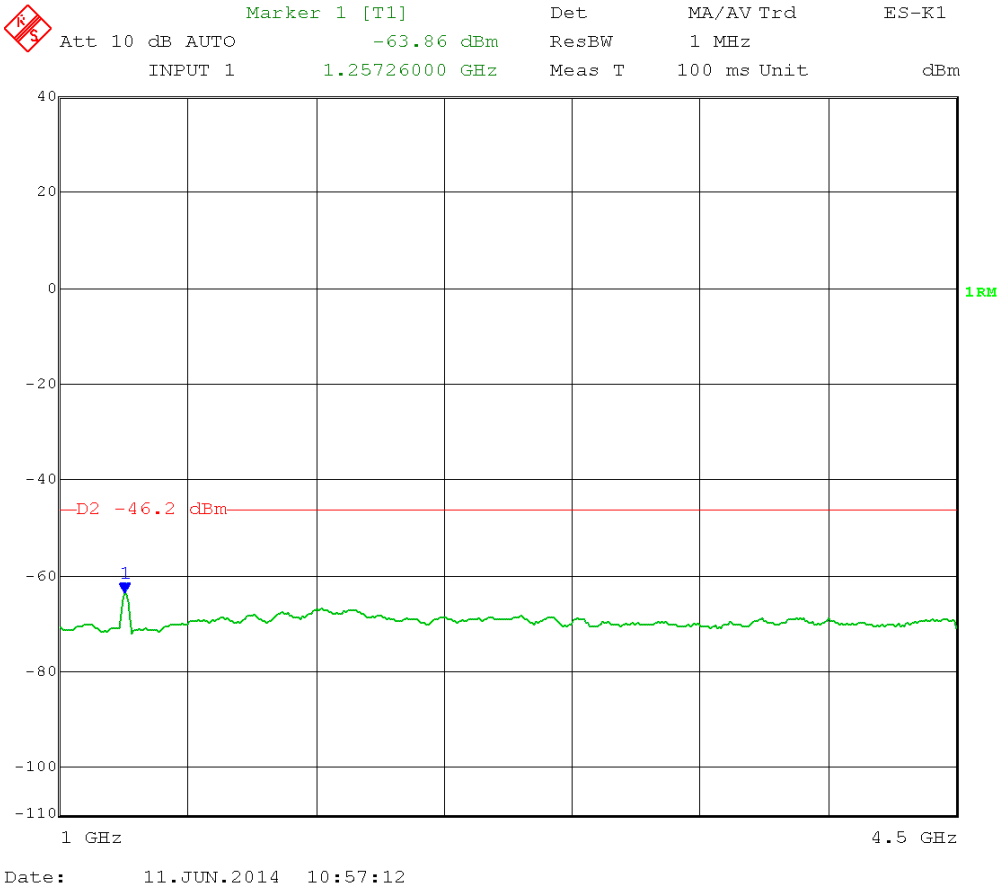

Test Date: 06-11-2014
Company: Cambium Networks
EUT: ePMP 5.1 AP UNII
Test: Maximum Unwanted Emission Levels - Conducted
Operator: Craig B / Paul L
Comment: Detector Bandwidth = 1 MHz
Detector = Peak
High Channel Transmit = 5.230 GHz 40 MHz BW
Output Power Setting: 16
Channel 0
Frequency Range: 1 – 4.5 GHz

Per 789033 D02 General UNII Test Procedures DR02-41759, section II.G.2.(c): "an out-of-band emission that complies with both the average and peak limits of 15.209 is not required to satisfy the -27 dBm/MHz or -17 dBm/MHz maximum emission limit."

15.209 Peak limit: 74 dBµV/m @ 3 meters
RF conducted limit: 74 dBµV/m -95.2 (3 meters) – 3 dB (MIMO) – 2 dBi antenna gain = -26.2 dBm Peak

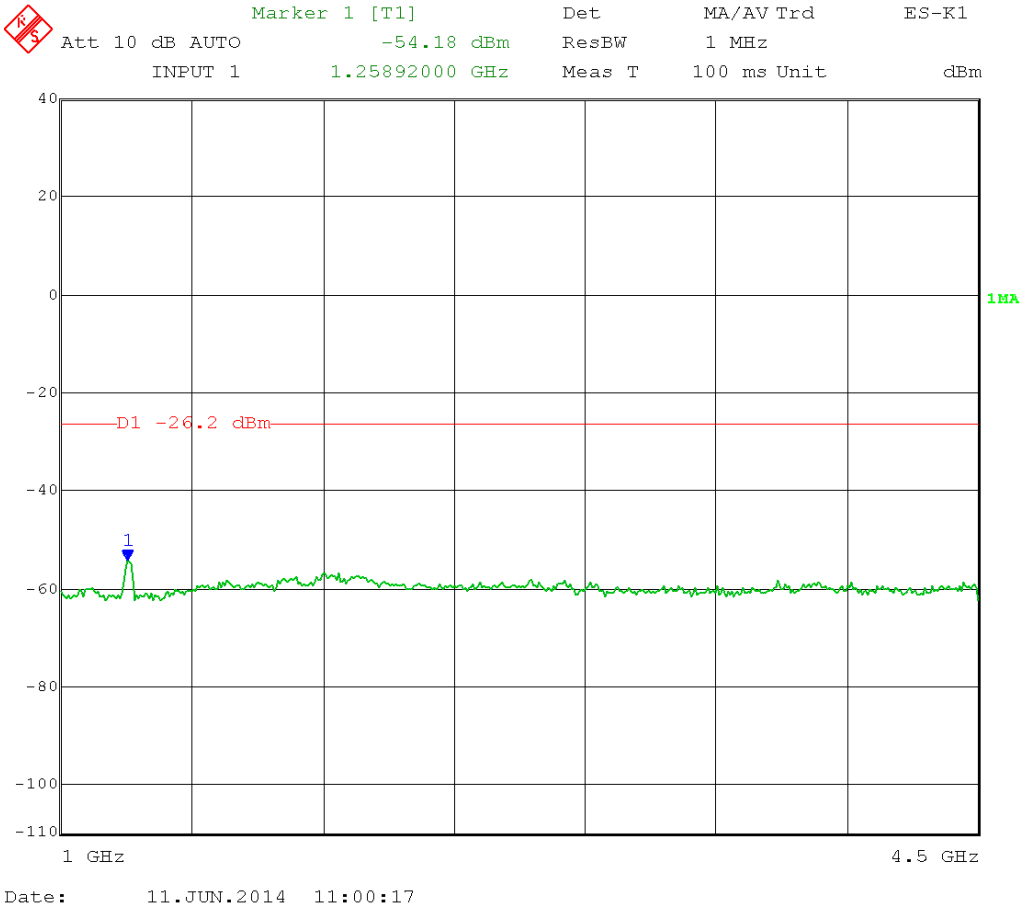

Test Date: 06-11-2014
Company: Cambium Networks
EUT: ePMP 5.1 AP UNII
Test: Maximum Unwanted Emission Levels - Conducted
Operator: Craig B / Paul L
Comment: Detector Bandwidth = 1 MHz
Detector = RMS
High Channel Transmit = 5.230 GHz 40 MHz BW
Output Power Setting: 16
Channel 0
Frequency Range: 5.46 – 7 GHz

Per 789033 D02 General UNII Test Procedures DR02-41759, section II.G.2.(c): "an out-of-band emission that complies with both the average and peak limits of 15.209 is not required to satisfy the -27 dBm/MHz or -17 dBm/MHz maximum emission limit."

15.209 Average limit: 54 dBµV/m @ 3 meters
RF conducted limit: 54 dBµV/m -95.2 (3 meters) – 3 dB (MIMO) – 2 dBi antenna gain = -46.2 dBm Average

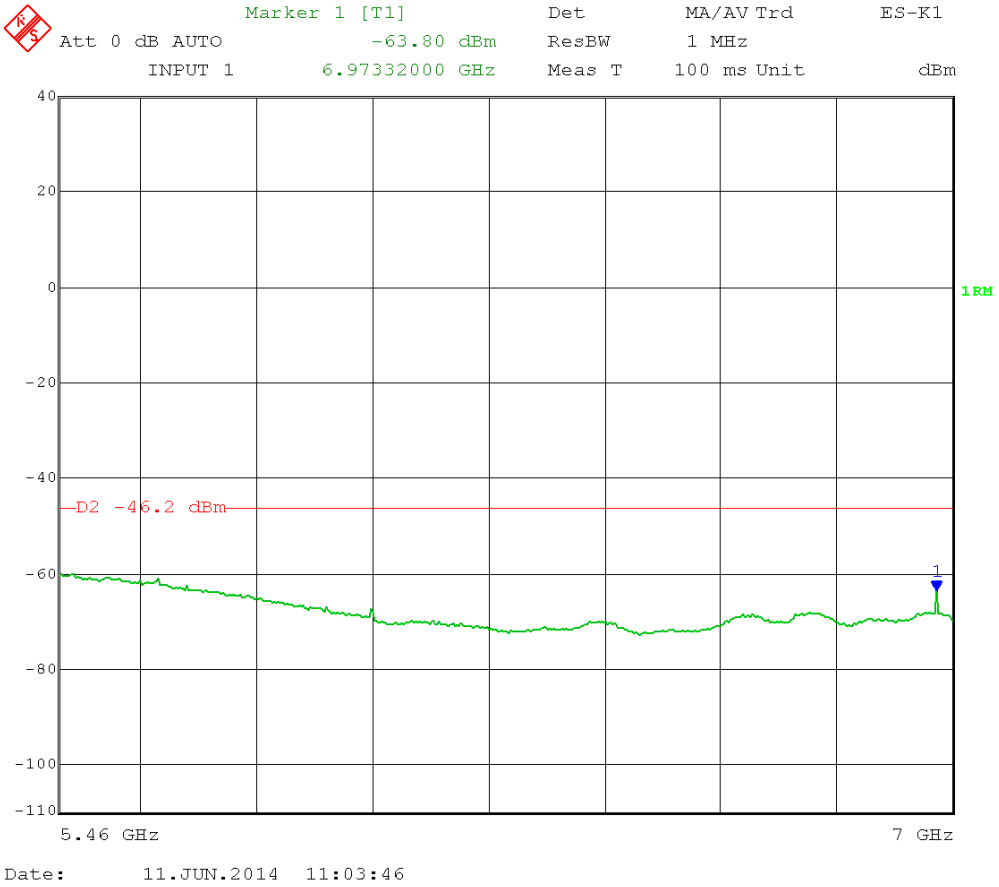

Test Date: 06-11-2014
Company: Cambium Networks
EUT: ePMP 5.1 AP UNII
Test: Maximum Unwanted Emission Levels - Conducted
Operator: Craig B / Paul L
Comment: Detector Bandwidth = 1 MHz
Detector = Peak
High Channel Transmit = 5.230 GHz 40 MHz BW
Output Power Setting: 16
Channel 0
Frequency Range: 5.46 – 7 GHz

Per 789033 D02 General UNII Test Procedures DR02-41759, section II.G.2.(c): "an out-of-band emission that complies with both the average and peak limits of 15.209 is not required to satisfy the -27 dBm/MHz or -17 dBm/MHz maximum emission limit."

15.209 Peak limit: 74 dBµV/m @ 3 meters
RF conducted limit: 74 dBµV/m -95.2 (3 meters) – 3 dB (MIMO) – 2 dBi antenna gain = -26.2 dBm Peak

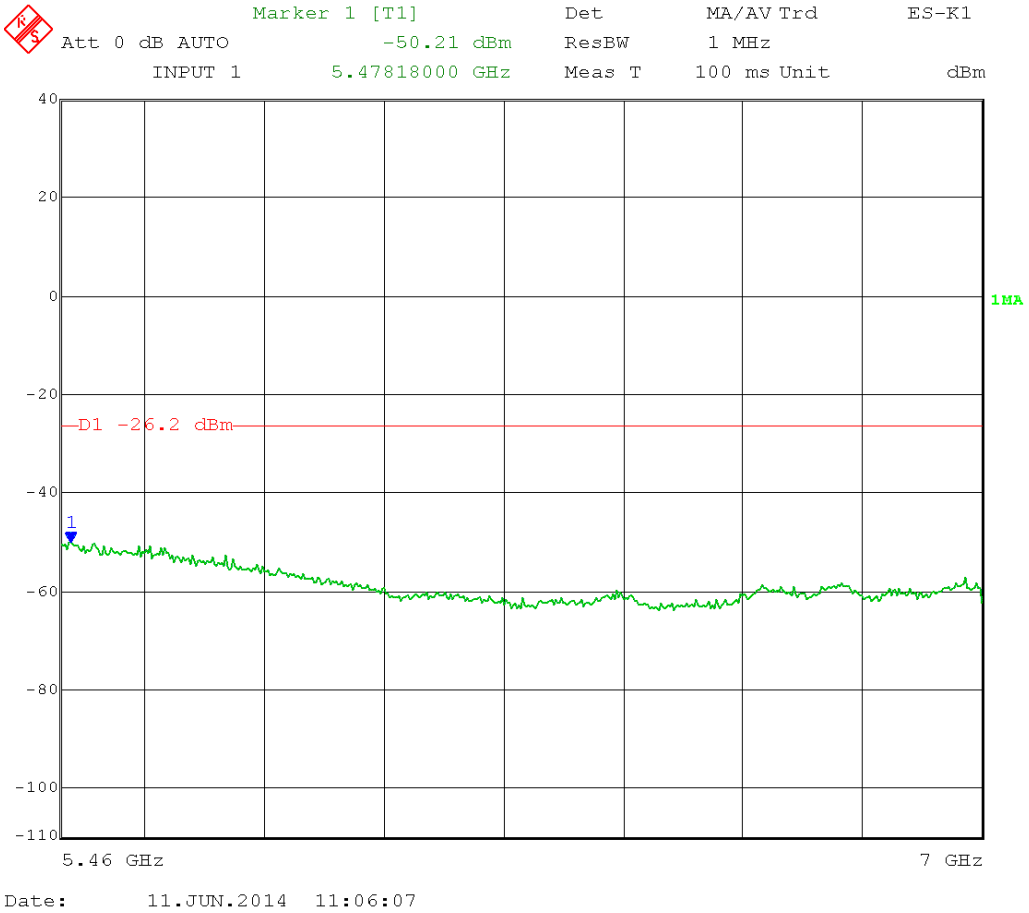

Date: 11.JUN.2014 11:06:07

Test Date: 06-11-2014
Company: Cambium Networks
EUT: ePMP 5.1 AP UNII
Test: Maximum Unwanted Emission Levels - Conducted
Operator: Craig B / Paul L
Comment: Detector Bandwidth = 1 MHz
Detector = RMS
High Channel Transmit = 5.230 GHz 40 MHz BW
Output Power Setting: 16
Channel 0
Frequency Range: 7 – 18 GHz

Per 789033 D02 General UNII Test Procedures DR02-41759, section II.G.2.(c): "an out-of-band emission that complies with both the average and peak limits of 15.209 is not required to satisfy the -27 dBm/MHz or -17 dBm/MHz maximum emission limit."

15.209 Average limit: 54 dBµV/m @ 3 meters
RF conducted limit: 54 dBµV/m -95.2 (3 meters) – 3 dB (MIMO) – 2 dBi antenna gain = -46.2 dBm Average

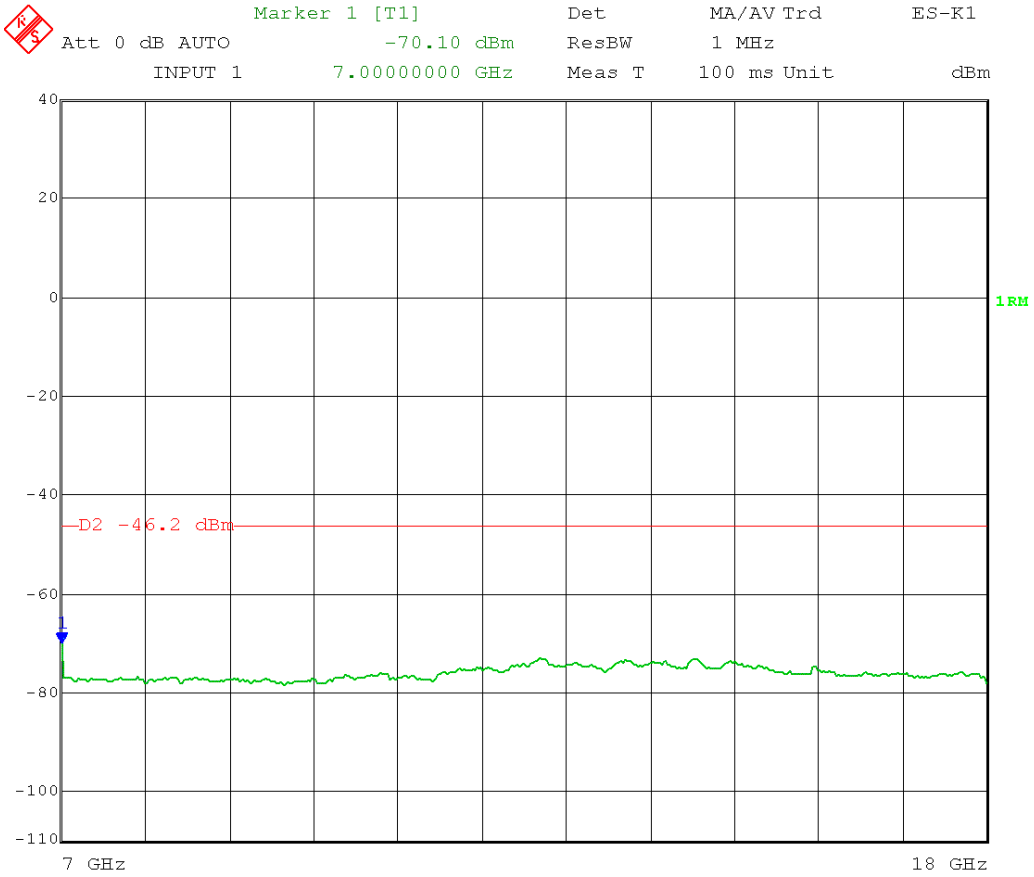

Date: 11.JUN.2014 11:28:37

Test Date: 06-11-2014
Company: Cambium Networks
EUT: ePMP 5.1 AP UNII
Test: Maximum Unwanted Emission Levels - Conducted
Operator: Craig B / Paul L
Comment: Detector Bandwidth = 1 MHz
Detector = Peak
High Channel Transmit = 5.230 GHz 40 MHz BW
Output Power Setting: 16
Channel 0
Frequency Range: 7 – 18 GHz

Per 789033 D02 General UNII Test Procedures DR02-41759, section II.G.2.(c): "an out-of-band emission that complies with both the average and peak limits of 15.209 is not required to satisfy the -27 dBm/MHz or -17 dBm/MHz maximum emission limit."

15.209 Peak limit: 74 dBµV/m @ 3 meters
RF conducted limit: 74 dBµV/m -95.2 (3 meters) – 3 dB (MIMO) – 2 dBi antenna gain = -26.2 dBm Peak

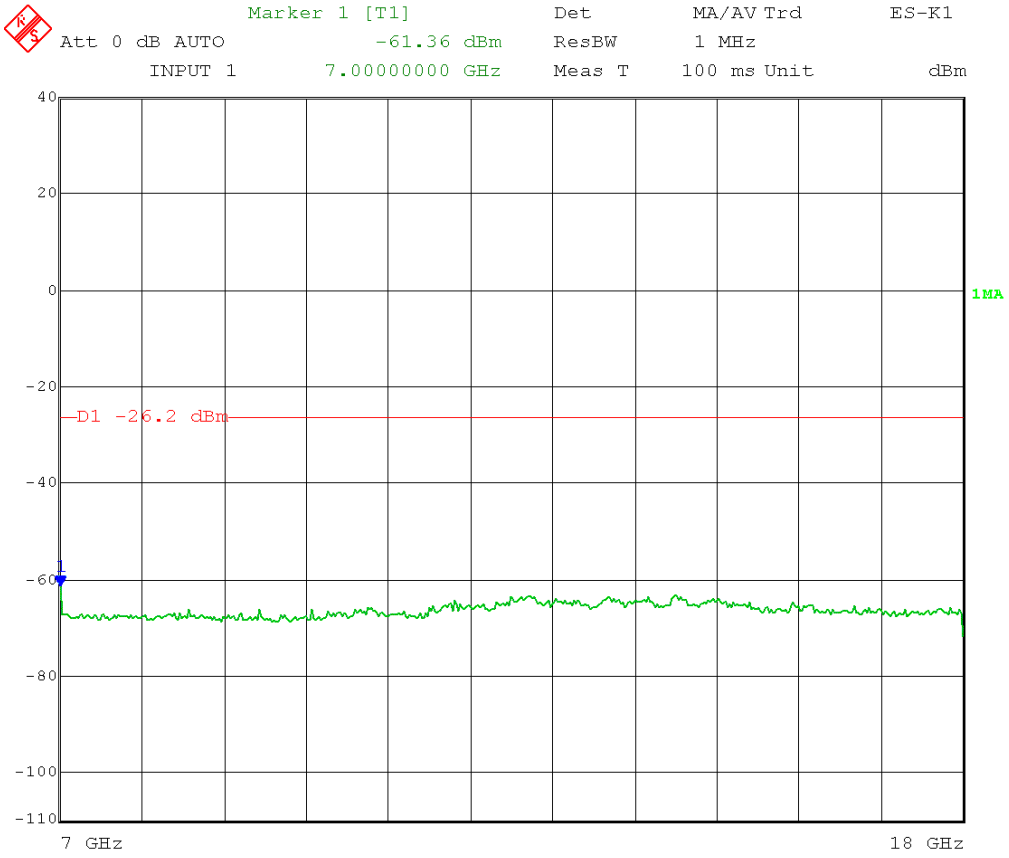

Date: 11.JUN.2014 11:30:20

Test Date: 06-12-2014
Company: Cambium Networks
EUT: ePMP 5.1 AP UNII
Test: Maximum Unwanted Emission Levels - Conducted
Operator: Craig B / Paul L
Comment: Detector Bandwidth = 1 MHz
Detector = RMS
High Channel Transmit = 5.230 GHz 40 MHz BW
Output Power Setting: 16
Channel 0
Frequency Range: 18 – 26.5 GHz

Per 789033 D02 General UNII Test Procedures DR02-41759, section II.G.2.(c): "an out-of-band emission that complies with both the average and peak limits of 15.209 is not required to satisfy the -27 dBm/MHz or -17 dBm/MHz maximum emission limit."

15.209 Average limit: 54 dBµV/m @ 3 meters
RF conducted limit: 54 dBµV/m -95.2 (3 meters) – 3 dB (MIMO) – 2 dBi antenna gain = -46.2 dBm Average

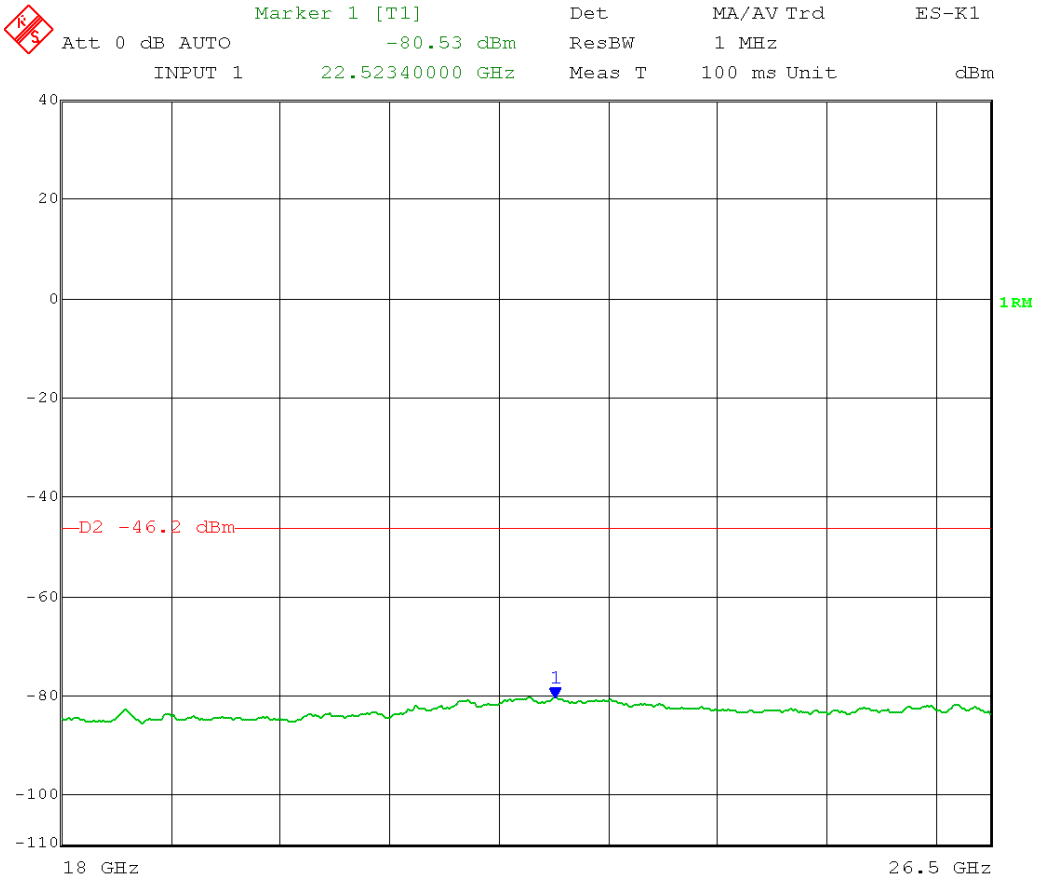

Date: 12.JUN.2014 14:27:16

Test Date: 06-12-2014
Company: Cambium Networks
EUT: ePMP 5.1 AP UNII
Test: Maximum Unwanted Emission Levels - Conducted
Operator: Craig B / Paul L
Comment: Detector Bandwidth = 1 MHz
Detector = Peak
High Channel Transmit = 5.230 GHz 40 MHz BW
Output Power Setting: 16
Channel 0
Frequency Range: 18 – 26.5 GHz

Per 789033 D02 General UNII Test Procedures DR02-41759, section II.G.2.(c): "an out-of-band emission that complies with both the average and peak limits of 15.209 is not required to satisfy the -27 dBm/MHz or -17 dBm/MHz maximum emission limit."

15.209 Peak limit: 74 dBµV/m @ 3 meters
RF conducted limit: 74 dBµV/m -95.2 (3 meters) – 3 dB (MIMO) – 2 dBi antenna gain = -26.2 dBm Peak

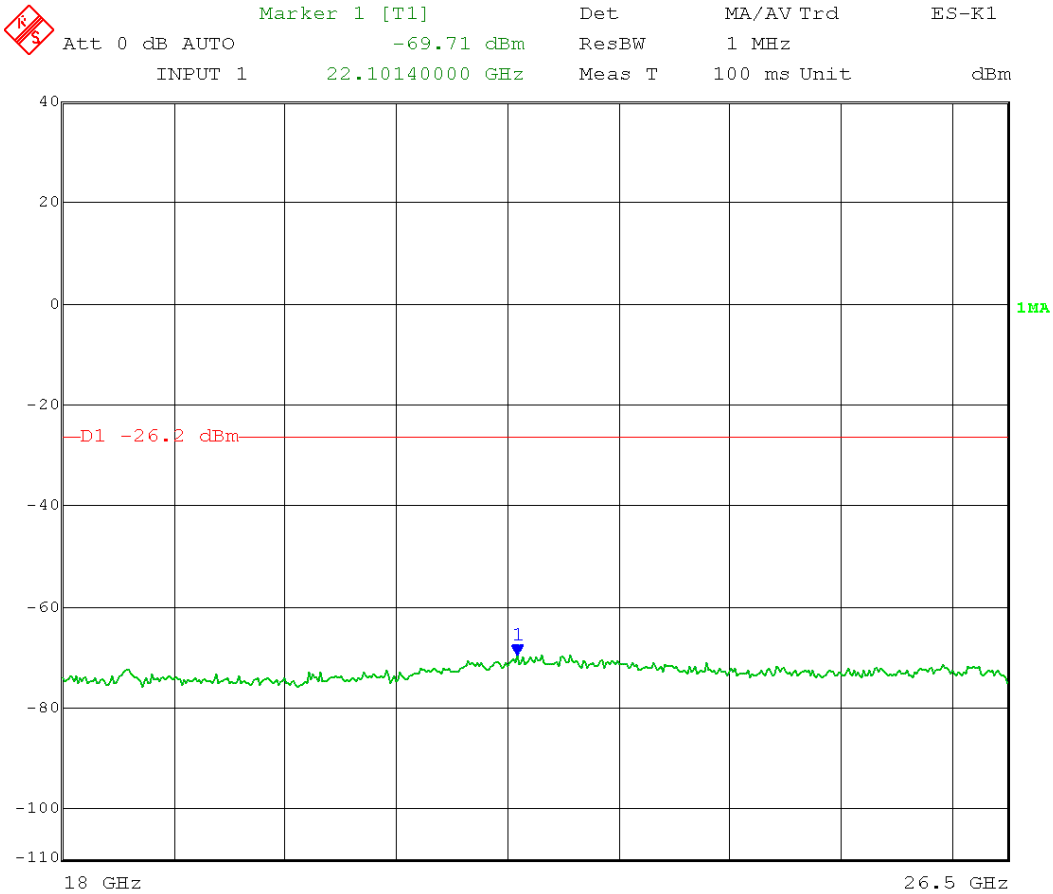

Date: 12.JUN.2014 14:28:19

Test Date: 06-12-2014
Company: Cambium Networks
EUT: ePMP 5.1 AP UNII
Test: Maximum Unwanted Emission Levels - Conducted
Operator: Craig B / Paul L
Comment: Detector Bandwidth = 1 MHz
Detector = RMS
High Channel Transmit = 5.230 GHz 40 MHz BW
Output Power Setting: 16
Channel 0
Frequency Range: 26.5 – 40 GHz

Per 789033 D02 General UNII Test Procedures DR02-41759, section II.G.2.(c): "an out-of-band emission that complies with both the average and peak limits of 15.209 is not required to satisfy the -27 dBm/MHz or -17 dBm/MHz maximum emission limit."

15.209 Average limit: 54 dBµV/m @ 3 meters
RF conducted limit: 54 dBµV/m -95.2 (3 meters) – 3 dB (MIMO) – 2 dBi antenna gain = -46.2 dBm Average

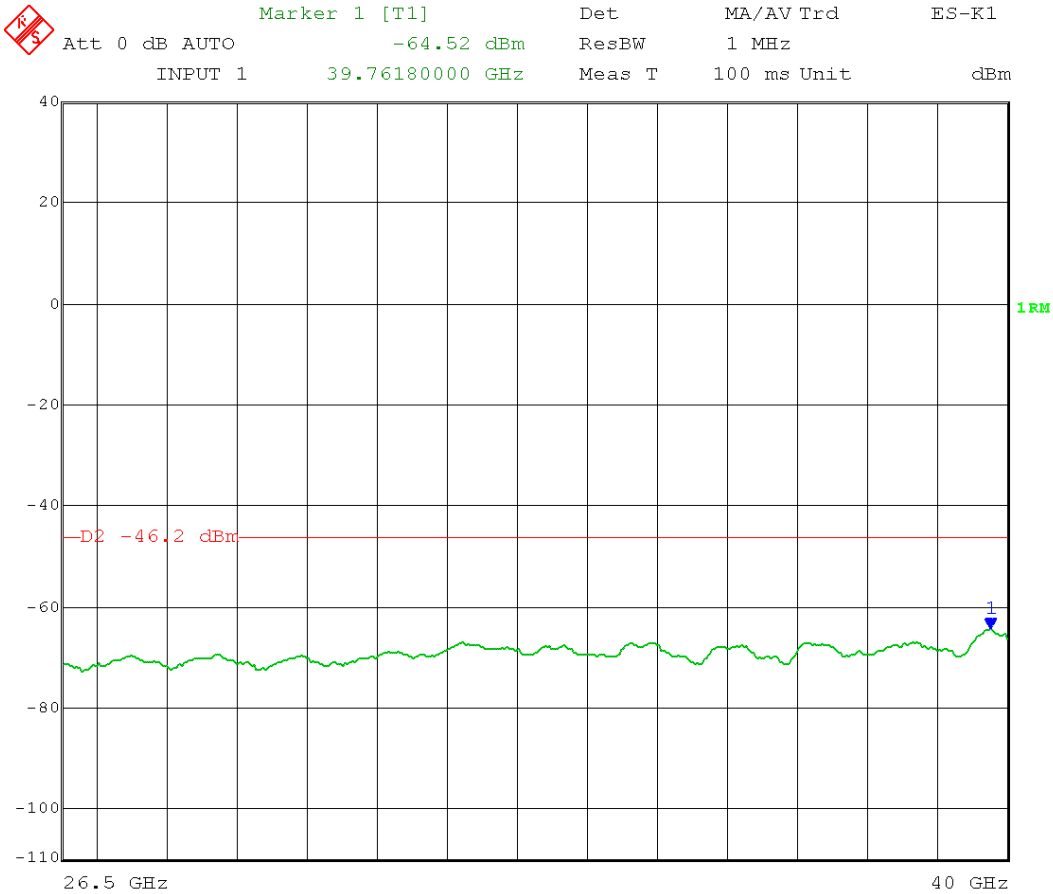

Date: 12.JUN.2014 14:30:44

Test Date: 06-12-2014
Company: Cambium Networks
EUT: ePMP 5.1 AP UNII
Test: Maximum Unwanted Emission Levels - Conducted
Operator: Craig B / Paul L
Comment: Detector Bandwidth = 1 MHz
Detector = Peak
High Channel Transmit = 5.230 GHz 40 MHz BW
Output Power Setting: 16
Channel 0
Frequency Range: 26.5 – 40 GHz

Per 789033 D02 General UNII Test Procedures DR02-41759, section II.G.2.(c): "an out-of-band emission that complies with both the average and peak limits of 15.209 is not required to satisfy the -27 dBm/MHz or -17 dBm/MHz maximum emission limit."

15.209 Peak limit: 74 dBµV/m @ 3 meters
RF conducted limit: 74 dBµV/m -95.2 (3 meters) – 3 dB (MIMO) – 2 dBi antenna gain = -26.2 dBm Peak

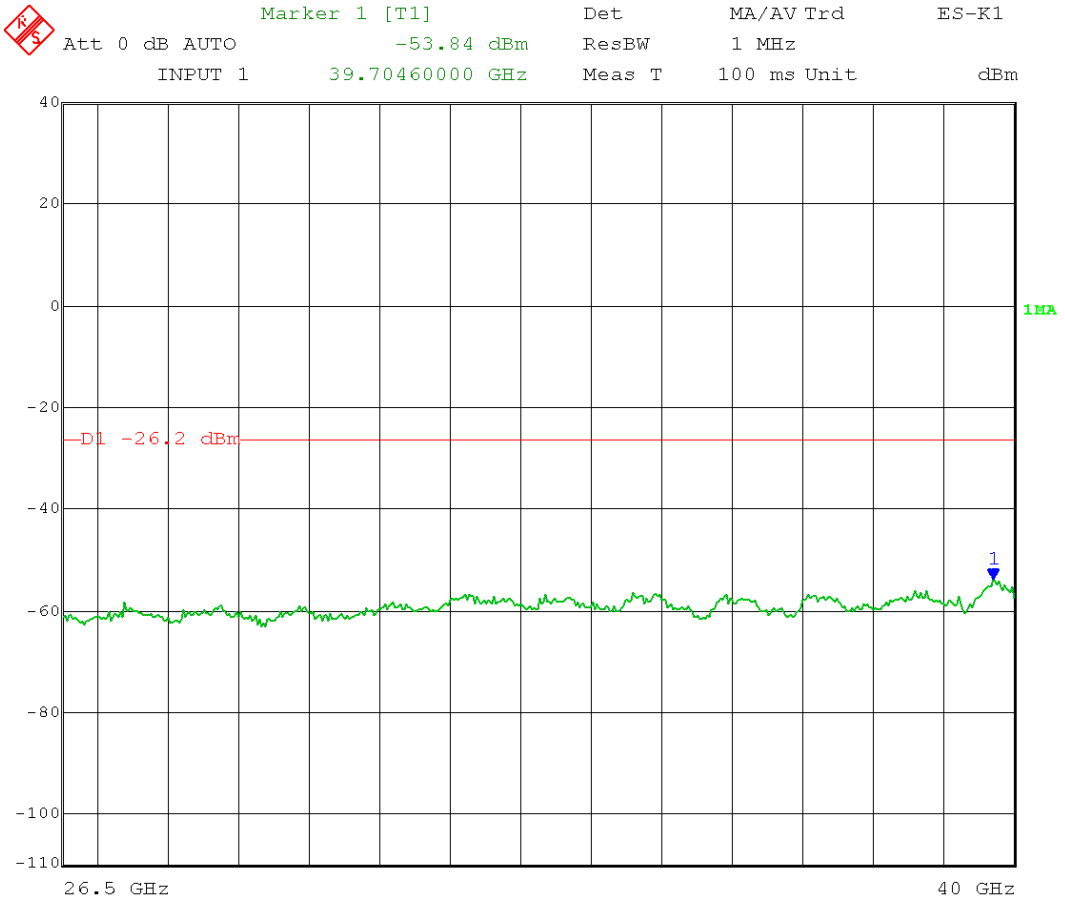

Date: 12.JUN.2014 14:32:05

Test Date: 06-11-2014
Company: Cambium Networks
EUT: ePMP 5.1 AP UNII
Test: Maximum Unwanted Emission Levels - Conducted
Operator: Craig B / Paul L
Comment: Detector Bandwidth = 120 kHz
Detector = Peak
Low Channel Transmit = 5.190 GHz 40 MHz BW
Output Power Setting: 8.0
Channel 0
Frequency Range 30 MHz – 88 MHz

Per 789033 D02 General UNII Test Procedures DR02-41759, section II.G.2.(c): "an out-of-band emission that complies with both the average and peak limits of 15.209 is not required to satisfy the -27 dBm/MHz or -17 dBm/MHz maximum emission limit."

15.209 Limit 30-88 MHz: 40 dBµV/m @ 3 meters
RF conducted limit: 40 dBµV/m -95.2 (3 meters) – 4.7 (ground plane) – 3dB (MIMO) – 16 dBi antenna gain = -78.9 dBm Quasi-Peak

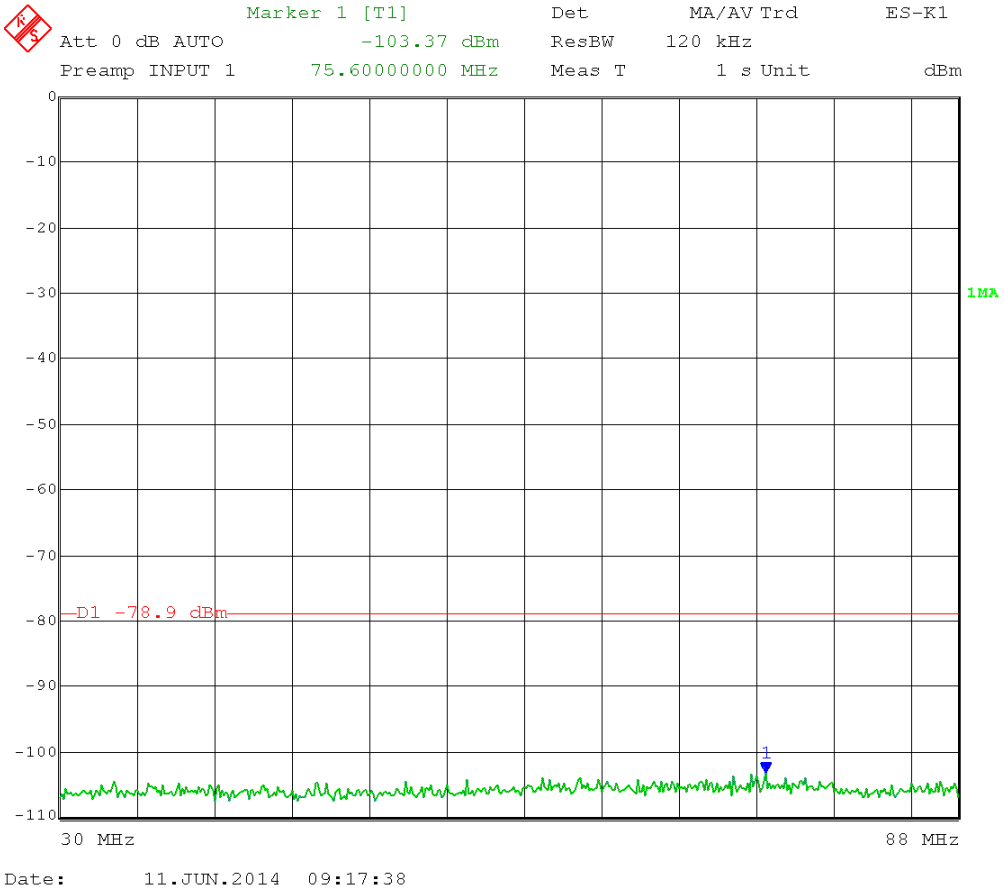

Test Date: 06-11-2014
Company: Cambium Networks
EUT: ePMP 5.1 AP UNII
Test: Maximum Unwanted Emission Levels - Conducted
Operator: Craig B / Paul L
Comment: Detector Bandwidth = 120 kHz
Detector = Peak
Low Channel Transmit = 5.190 GHz 40 MHz BW
Output Power Setting: 8.0
Channel 0
Frequency Range: 88 MHz – 216 MHz

Per 789033 D02 General UNII Test Procedures DR02-41759, section II.G.2.(c): "an out-of-band emission that complies with both the average and peak limits of 15.209 is not required to satisfy the -27 dBm/MHz or -17 dBm/MHz maximum emission limit."

15.209 Limit 88-216 MHz: 43.5 dBµV/m @ 3 meters
RF conducted limit: 43.5 dBµV/m -95.2 (3 meters) – 4.7 (ground plane) – 3dB (MIMO) – 16 dBi antenna gain = -75.4 dBm Quasi-Peak

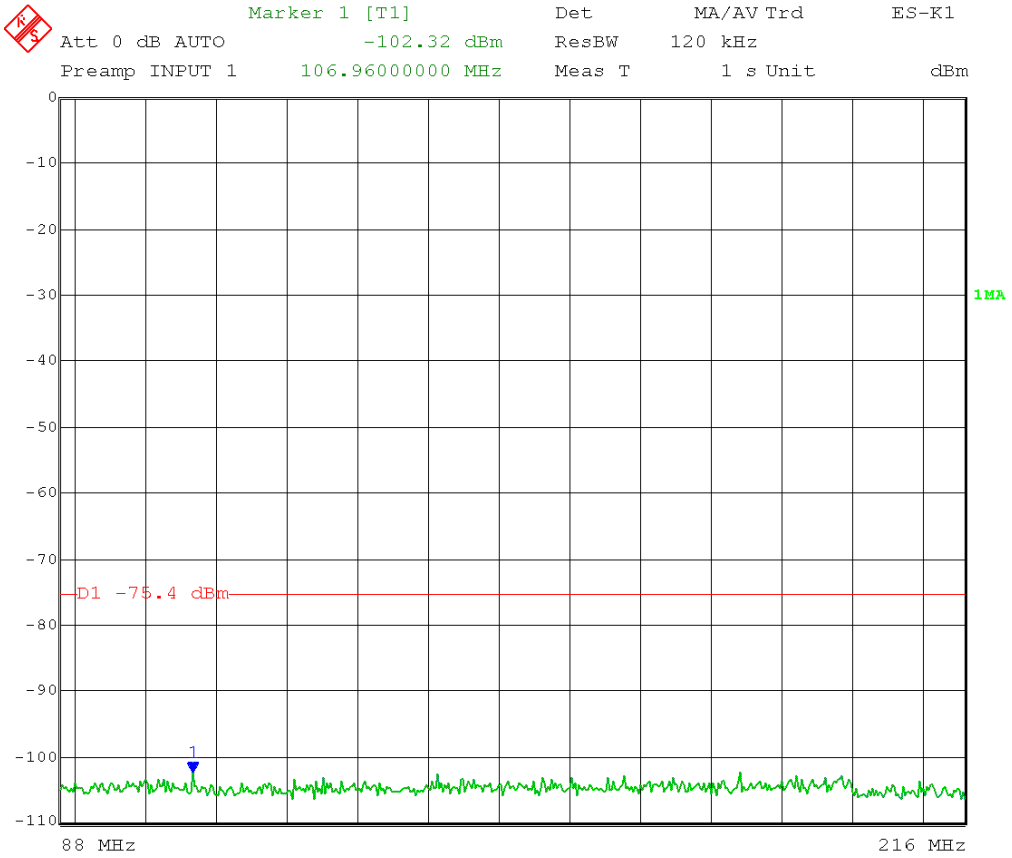

Date: 11.JUN.2014 09:18:56

Test Date: 06-11-2014
Company: Cambium Networks
EUT: ePMP 5.1 AP UNII
Test: Maximum Unwanted Emission Levels - Conducted
Operator: Craig B / Paul L
Comment: Detector Bandwidth = 120 kHz
Detector = Peak
Low Channel Transmit = 5.190 GHz 40 MHz BW
Output Power Setting: 8.0
Channel 0
Frequency Range: 216 MHz – 960 MHz

Per 789033 D02 General UNII Test Procedures DR02-41759, section II.G.2.(c): "an out-of-band emission that complies with both the average and peak limits of 15.209 is not required to satisfy the -27 dBm/MHz or -17 dBm/MHz maximum emission limit."

15.209 Limit 216-960 MHz: 46 dBµV/m @ 3 meters
RF conducted limit: 46 dBµV/m -95.2 (3 meters) – 4.7 (ground plane) – 3dB (MIMO) – 16 dBi antenna gain = -72.9 dBm Quasi-Peak

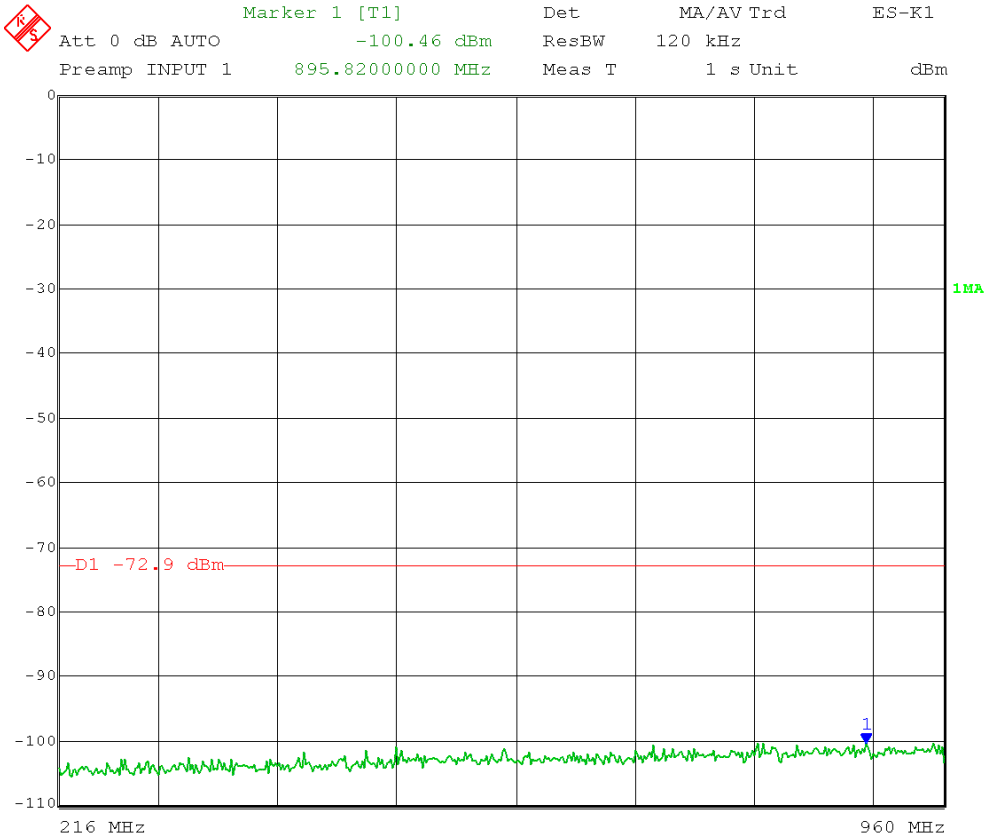

Date: 11.JUN.2014 09:28:06

Test Date: 06-11-2014
Company: Cambium Networks
EUT: ePMP 5.1 AP UNII
Test: Maximum Unwanted Emission Levels - Conducted
Operator: Craig B / Paul L
Comment: Detector Bandwidth = 120 kHz
Detector = Peak
Low Channel Transmit = 5.190 GHz 40 MHz BW
Output Power Setting: 8.0
Channel 0
Frequency Range: 960 MHz – 1000 MHz

Per 789033 D02 General UNII Test Procedures DR02-41759, section II.G.2.(c): "an out-of-band emission that complies with both the average and peak limits of 15.209 is not required to satisfy the -27 dBm/MHz or -17 dBm/MHz maximum emission limit."

15.209 Limit 960-1000 MHz: 54 dBµV/m @ 3 meters
RF conducted limit: 54 dBµV/m -95.2 (3 meters) – 4.7 (ground plane) – 3dB (MIMO) – 16 dBi antenna gain = -64.9 dBm Quasi-Peak

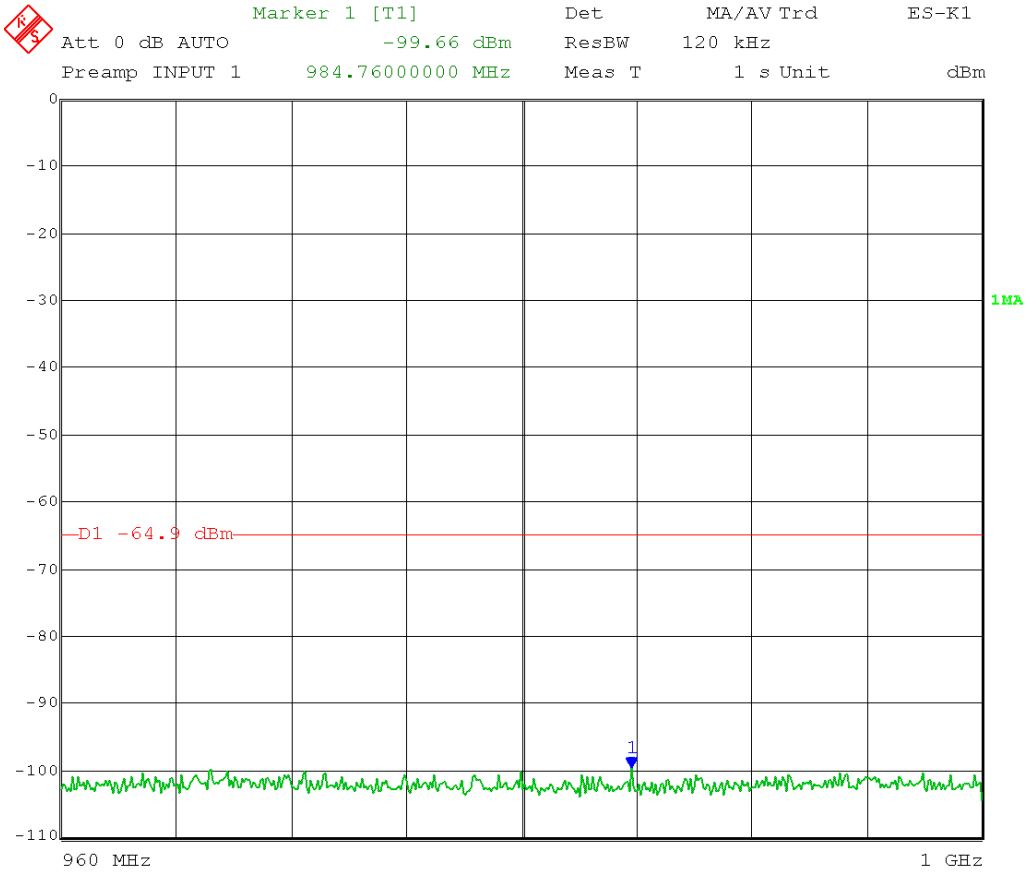

Date: 11.JUN.2014 09:29:10

Test Date: 06-11-2014
Company: Cambium Networks
EUT: ePMP 5.1 AP UNII
Test: Maximum Unwanted Emission Levels - Conducted
Operator: Craig B / Paul L
Comment: Detector Bandwidth = 1 MHz
Detector = RMS
Low Channel Transmit = 5.190 GHz 40 MHz BW
Output Power Setting: 8.0
Channel 0
Frequency Range: 1 – 4.5 GHz

Per 789033 D02 General UNII Test Procedures DR02-41759, section II.G.2.(c): "an out-of-band emission that complies with both the average and peak limits of 15.209 is not required to satisfy the -27 dBm/MHz or -17 dBm/MHz maximum emission limit."

15.209 Average limit: 54 dBµV/m @ 3 meters
RF conducted limit: 54 dBµV/m -95.2 (3 meters) – 3 dB (MIMO) – 16 dBi antenna gain = -60.2 dBm Average

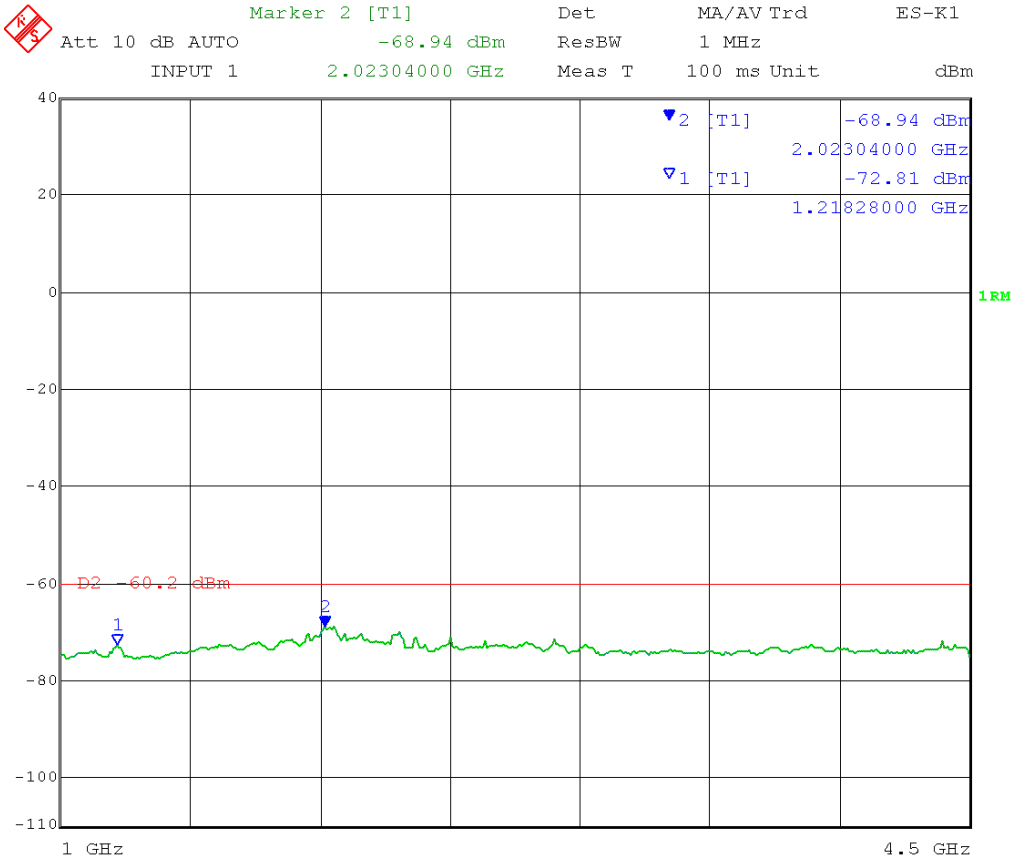

Date: 11.JUN.2014 13:04:47

Test Date: 06-11-2014
Company: Cambium Networks
EUT: ePMP 5.1 AP UNII
Test: Maximum Unwanted Emission Levels - Conducted
Operator: Craig B / Paul L
Comment: Detector Bandwidth = 1 MHz
Detector = Peak
Low Channel Transmit = 5.190 GHz 40 MHz BW
Output Power Setting: 8.0
Channel 0
Frequency Range: 1 – 4.5 GHz

Per 789033 D02 General UNII Test Procedures DR02-41759, section II.G.2.(c): "an out-of-band emission that complies with both the average and peak limits of 15.209 is not required to satisfy the -27 dBm/MHz or -17 dBm/MHz maximum emission limit."

15.209 Peak limit: 74 dBµV/m @ 3 meters
RF conducted limit: 74 dBµV/m -95.2 (3 meters) – 3 dB (MIMO) – 16 dBi antenna gain = -40.2 dBm Peak

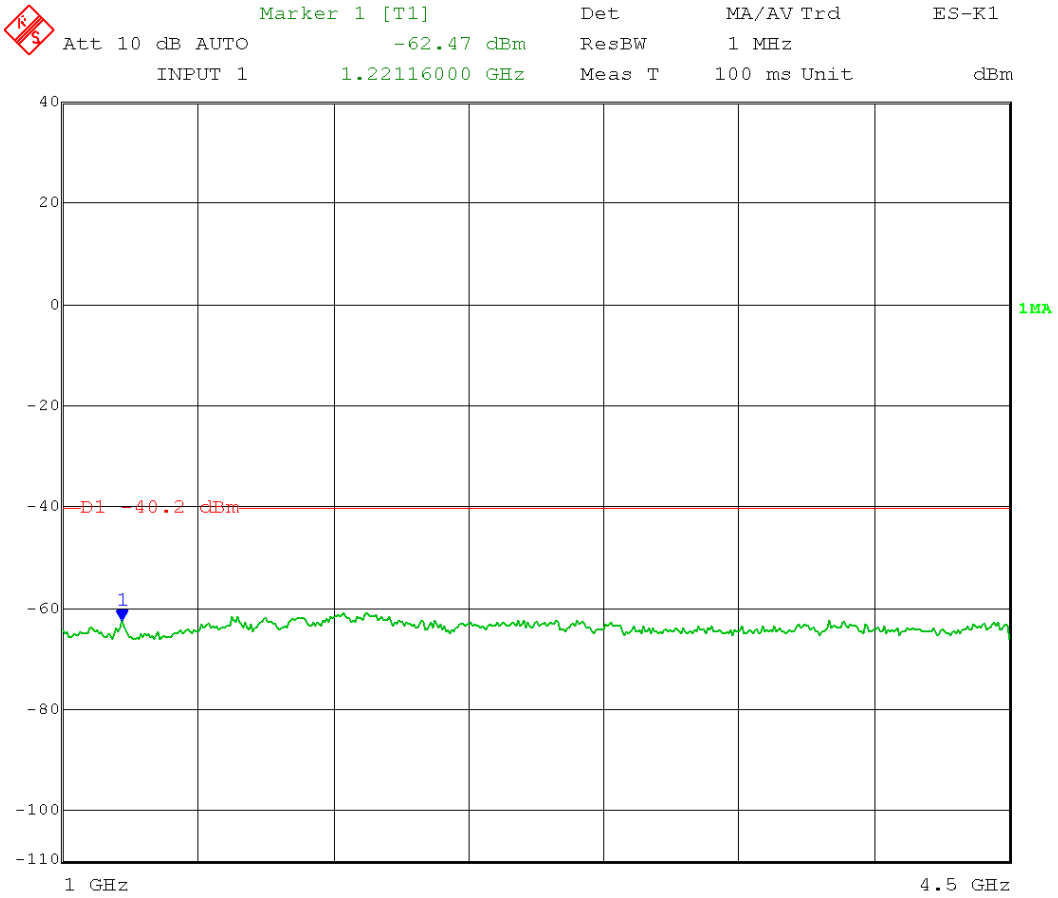

Date: 11.JUN.2014 13:07:37

Test Date: 06-11-2014
Company: Cambium Networks
EUT: ePMP 5.1 AP UNII
Test: Maximum Unwanted Emission Levels - Conducted
Operator: Craig B / Paul L
Comment: Detector Bandwidth = 1 MHz
Detector = RMS
Low Channel Transmit = 5.190 GHz 40 MHz BW
Output Power Setting: 8.0
Channel 0
Frequency Range: 5.46 – 7 GHz

Per 789033 D02 General UNII Test Procedures DR02-41759, section II.G.2.(c): "an out-of-band emission that complies with both the average and peak limits of 15.209 is not required to satisfy the -27 dBm/MHz or -17 dBm/MHz maximum emission limit."

15.209 Average limit: 54 dBµV/m @ 3 meters
RF conducted limit: 54 dBµV/m -95.2 (3 meters) – 3 dB (MIMO) – 16 dBi antenna gain = -60.2 dBm Average

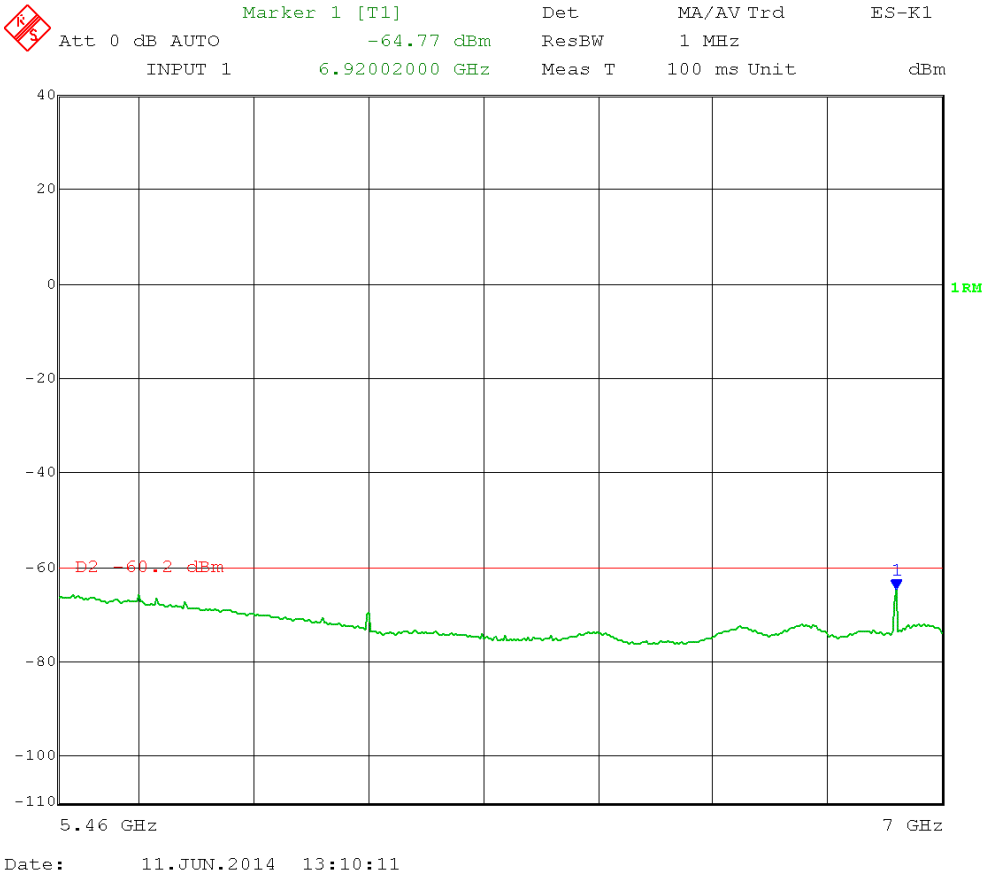

Test Date: 06-11-2014
Company: Cambium Networks
EUT: ePMP 5.1 AP UNII
Test: Maximum Unwanted Emission Levels - Conducted
Operator: Craig B / Paul L
Comment: Detector Bandwidth = 1 MHz
Detector = Peak
Low Channel Transmit = 5.190 GHz 40 MHz BW
Output Power Setting: 8.0
Channel 0
Frequency Range: 5.46 – 7 GHz

Per 789033 D02 General UNII Test Procedures DR02-41759, section II.G.2.(c): "an out-of-band emission that complies with both the average and peak limits of 15.209 is not required to satisfy the -27 dBm/MHz or -17 dBm/MHz maximum emission limit."

15.209 Peak limit: 74 dBµV/m @ 3 meters
RF conducted limit: 74 dBµV/m -95.2 (3 meters) – 3 dB (MIMO) – 16 dBi antenna gain = -40.2 dBm Peak

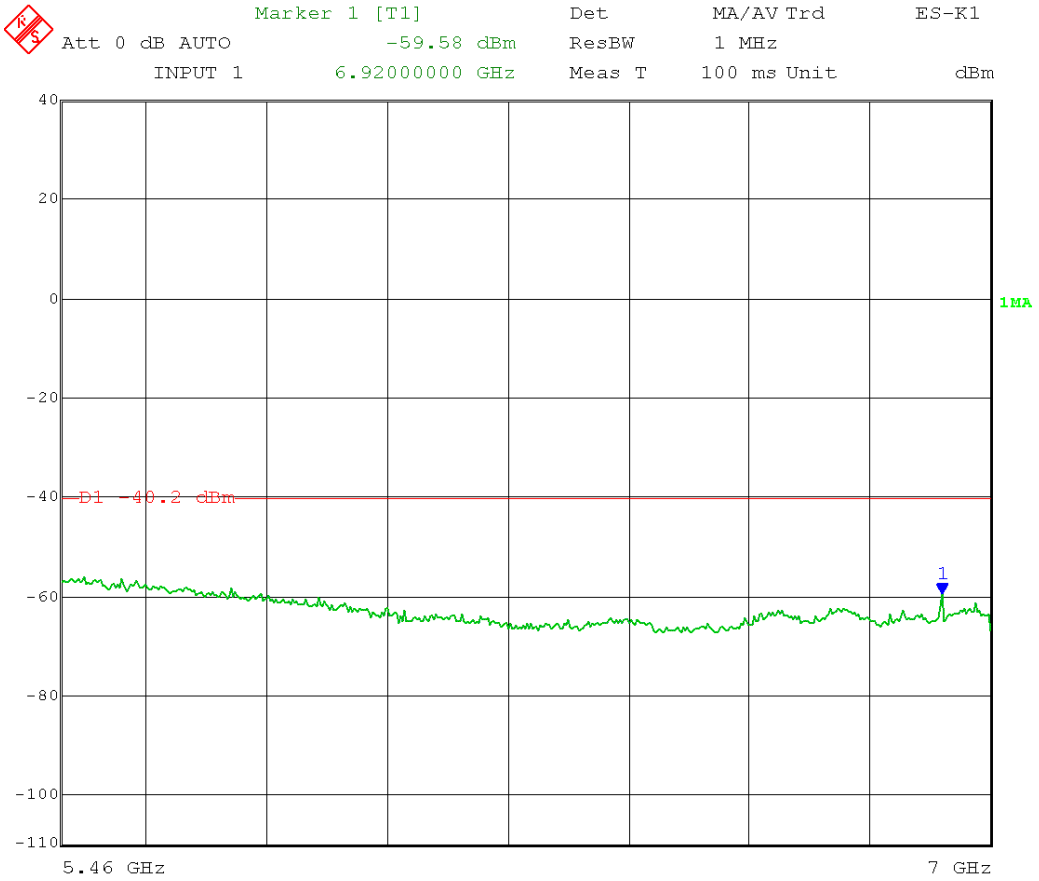

Date: 11.JUN.2014 13:10:59

Test Date: 06-11-2014
Company: Cambium Networks
EUT: ePMP 5.1 AP UNII
Test: Maximum Unwanted Emission Levels - Conducted
Operator: Craig B / Paul L
Comment: Detector Bandwidth = 1 MHz
Detector = RMS
Low Channel Transmit = 5.190 GHz 40 MHz BW
Output Power Setting: 8.0
Channel 0
Frequency Range: 7 – 18 GHz

Per 789033 D02 General UNII Test Procedures DR02-41759, section II.G.2.(c): "an out-of-band emission that complies with both the average and peak limits of 15.209 is not required to satisfy the -27 dBm/MHz or -17 dBm/MHz maximum emission limit."

15.209 Average limit: 54 dBµV/m @ 3 meters
RF conducted limit: 54 dBµV/m -95.2 (3 meters) – 3 dB (MIMO) – 16 dBi antenna gain = -60.2 dBm Average

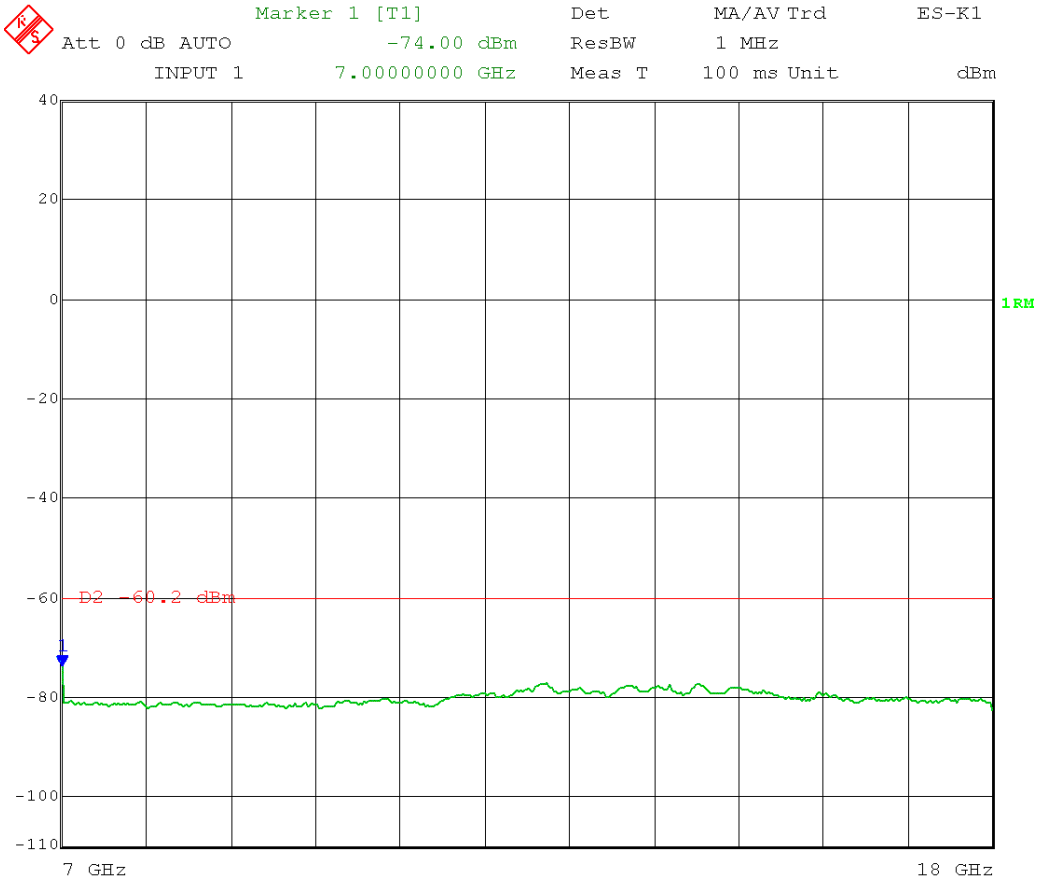

Date: 11.JUN.2014 13:30:48

Test Date: 06-11-2014
Company: Cambium Networks
EUT: ePMP 5.1 AP UNII
Test: Maximum Unwanted Emission Levels - Conducted
Operator: Craig B / Paul L
Comment: Detector Bandwidth = 1 MHz
Detector = Peak
Low Channel Transmit = 5.190 GHz 40 MHz BW
Output Power Setting: 8.0
Channel 0
Frequency Range: 7 – 18 GHz

Per 789033 D02 General UNII Test Procedures DR02-41759, section II.G.2.(c): "an out-of-band emission that complies with both the average and peak limits of 15.209 is not required to satisfy the -27 dBm/MHz or -17 dBm/MHz maximum emission limit."

15.209 Peak limit: 74 dBµV/m @ 3 meters
RF conducted limit: 74 dBµV/m -95.2 (3 meters) – 3 dB (MIMO) – 16 dBi antenna gain = -40.2 dBm Peak

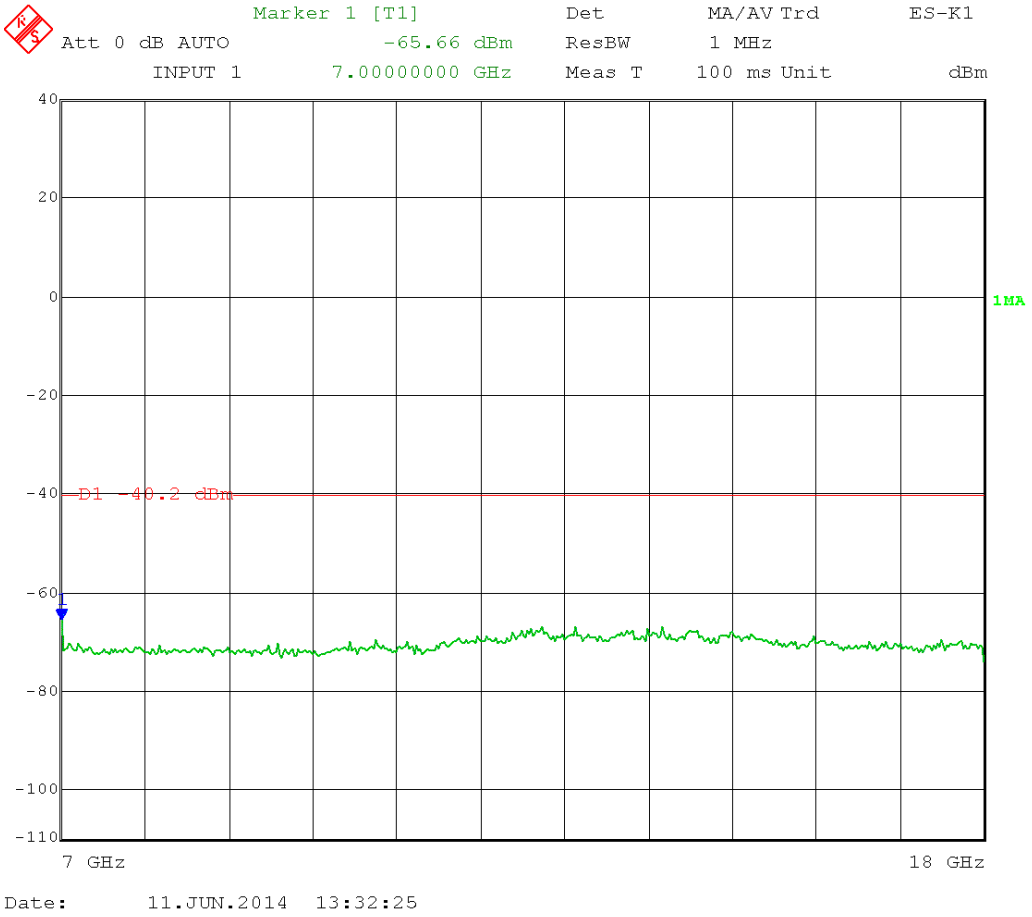

Test Date: 06-12-2014
Company: Cambium Networks
EUT: ePMP 5.1 AP UNII
Test: Maximum Unwanted Emission Levels - Conducted
Operator: Craig B / Paul L
Comment: Detector Bandwidth = 1 MHz
Detector = RMS
Low Channel Transmit = 5.190 GHz 40 MHz BW
Output Power Setting: 8.0
Channel 0
Frequency Range: 18 – 26.5 GHz

Per 789033 D02 General UNII Test Procedures DR02-41759, section II.G.2.(c): "an out-of-band emission that complies with both the average and peak limits of 15.209 is not required to satisfy the -27 dBm/MHz or -17 dBm/MHz maximum emission limit."

15.209 Average limit: 54 dBµV/m @ 3 meters
RF conducted limit: 54 dBµV/m -95.2 (3 meters) – 3 dB (MIMO) – 16 dBi antenna gain = -60.2 dBm Average

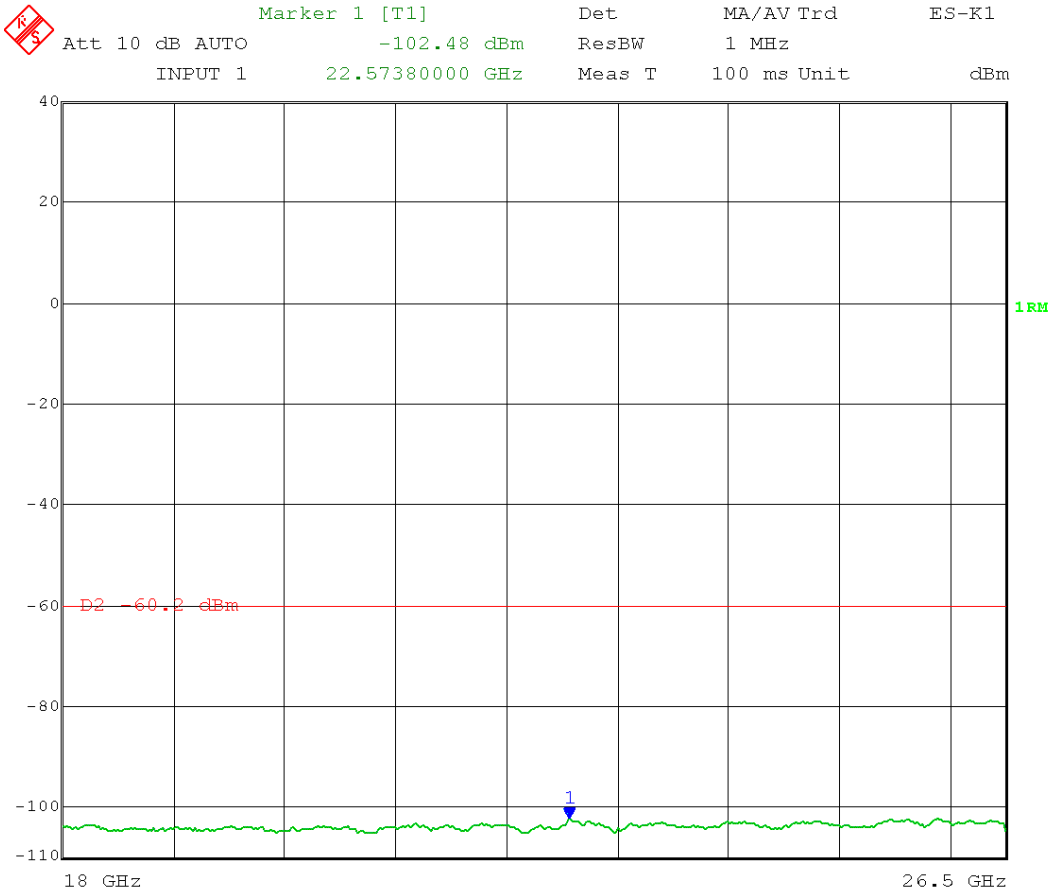

Date: 12.JUN.2014 15:06:05

Test Date: 06-12-2014
Company: Cambium Networks
EUT: ePMP 5.1 AP UNII
Test: Maximum Unwanted Emission Levels - Conducted
Operator: Craig B / Paul L
Comment: Detector Bandwidth = 1 MHz
Detector = Peak
Low Channel Transmit = 5.190 GHz 40 MHz BW
Output Power Setting: 8.0
Channel 0
Frequency Range: 18 – 26.5 GHz

Per 789033 D02 General UNII Test Procedures DR02-41759, section II.G.2.(c): "an out-of-band emission that complies with both the average and peak limits of 15.209 is not required to satisfy the -27 dBm/MHz or -17 dBm/MHz maximum emission limit."

15.209 Peak limit: 74 dBµV/m @ 3 meters
RF conducted limit: 74 dBµV/m -95.2 (3 meters) – 3 dB (MIMO) – 16 dBi antenna gain = -40.2 dBm Peak

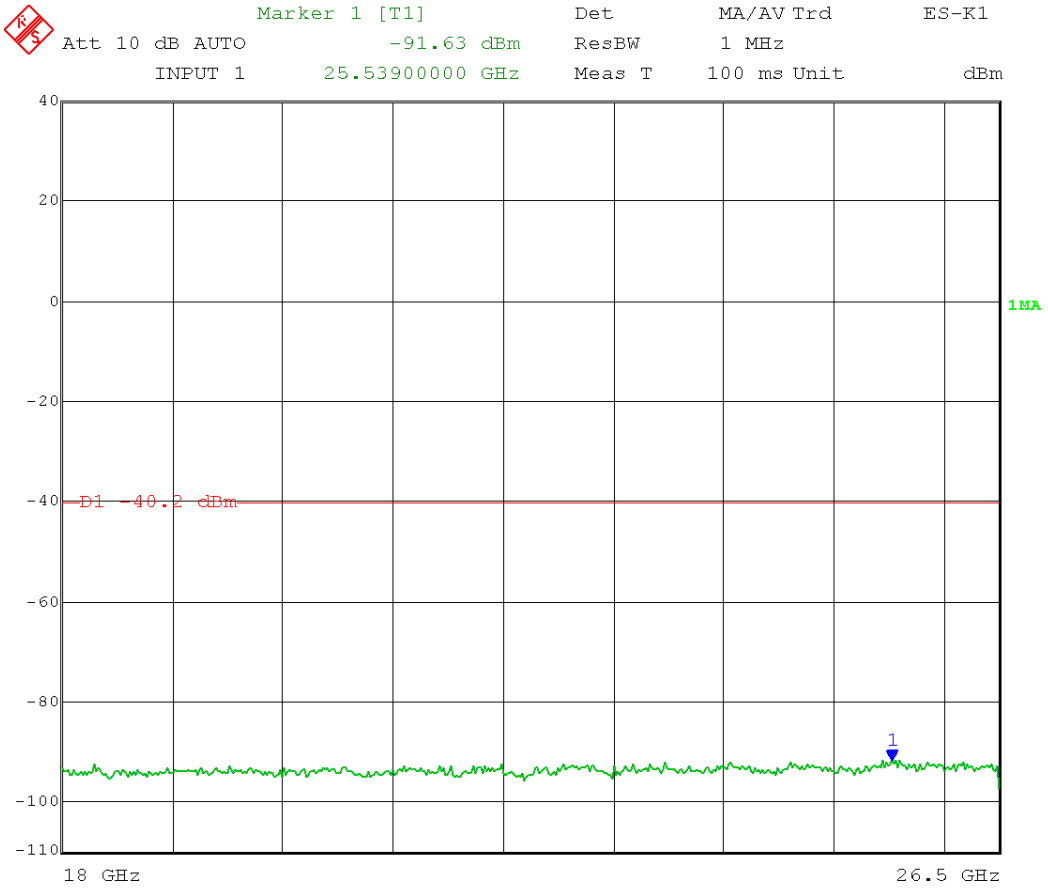

Date: 12.JUN.2014 15:07:20

Test Date: 06-12-2014
Company: Cambium Networks
EUT: ePMP 5.1 AP UNII
Test: Maximum Unwanted Emission Levels - Conducted
Operator: Craig B / Paul L
Comment: Detector Bandwidth = 1 MHz
Detector = RMS
Low Channel Transmit = 5.190 GHz 40 MHz BW
Output Power Setting: 8.0
Channel 0
Frequency Range: 26.5 – 40 GHz

Per 789033 D02 General UNII Test Procedures DR02-41759, section II.G.2.(c): "an out-of-band emission that complies with both the average and peak limits of 15.209 is not required to satisfy the -27 dBm/MHz or -17 dBm/MHz maximum emission limit."

15.209 Average limit: 54 dBµV/m @ 3 meters
RF conducted limit: 54 dBµV/m -95.2 (3 meters) – 3 dB (MIMO) – 16 dBi antenna gain = -60.2 dBm Average

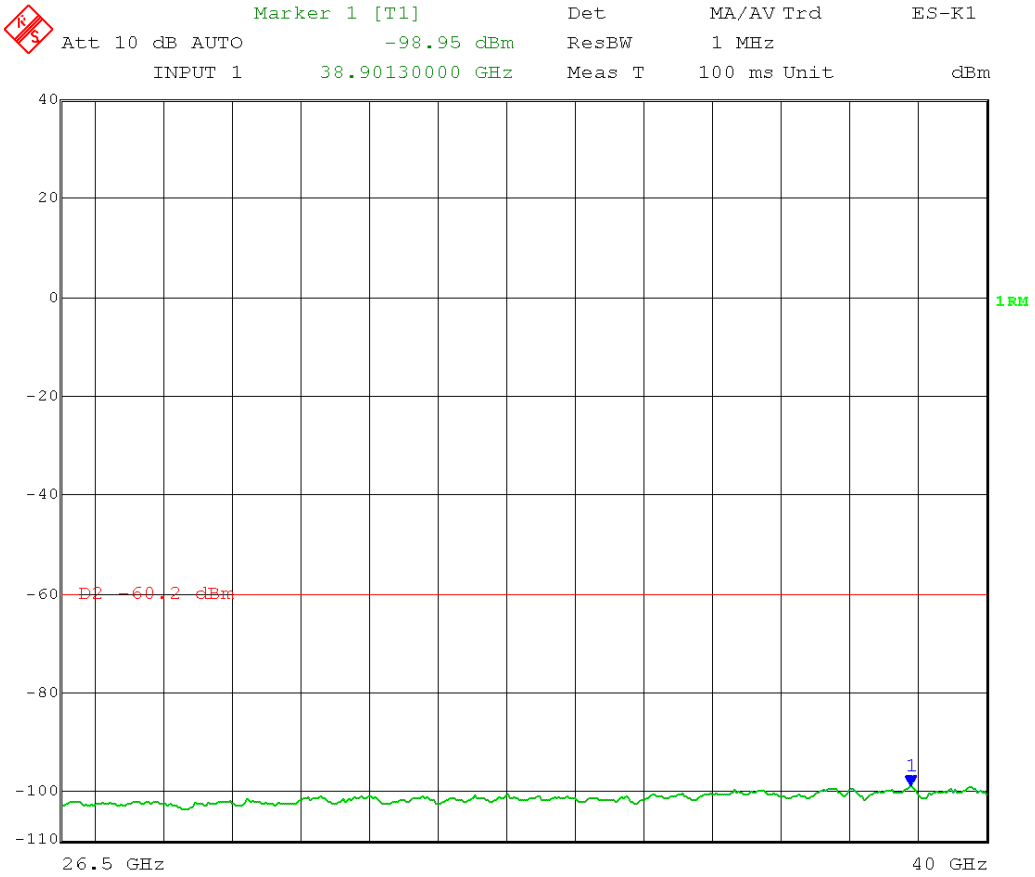

Date: 12.JUN.2014 15:09:31

Test Date: 06-12-2014
Company: Cambium Networks
EUT: ePMP 5.1 AP UNII
Test: Maximum Unwanted Emission Levels - Conducted
Operator: Craig B / Paul L
Comment: Detector Bandwidth = 1 MHz
Detector = Peak
Low Channel Transmit = 5.190 GHz 40 MHz BW
Output Power Setting: 8.0
Channel 0
Frequency Range: 26.5 – 40 GHz

Per 789033 D02 General UNII Test Procedures DR02-41759, section II.G.2.(c): "an out-of-band emission that complies with both the average and peak limits of 15.209 is not required to satisfy the -27 dBm/MHz or -17 dBm/MHz maximum emission limit."

15.209 Peak limit: 74 dBµV/m @ 3 meters
RF conducted limit: 74 dBµV/m -95.2 (3 meters) – 3 dB (MIMO) – 16 dBi antenna gain = -40.2 dBm Peak

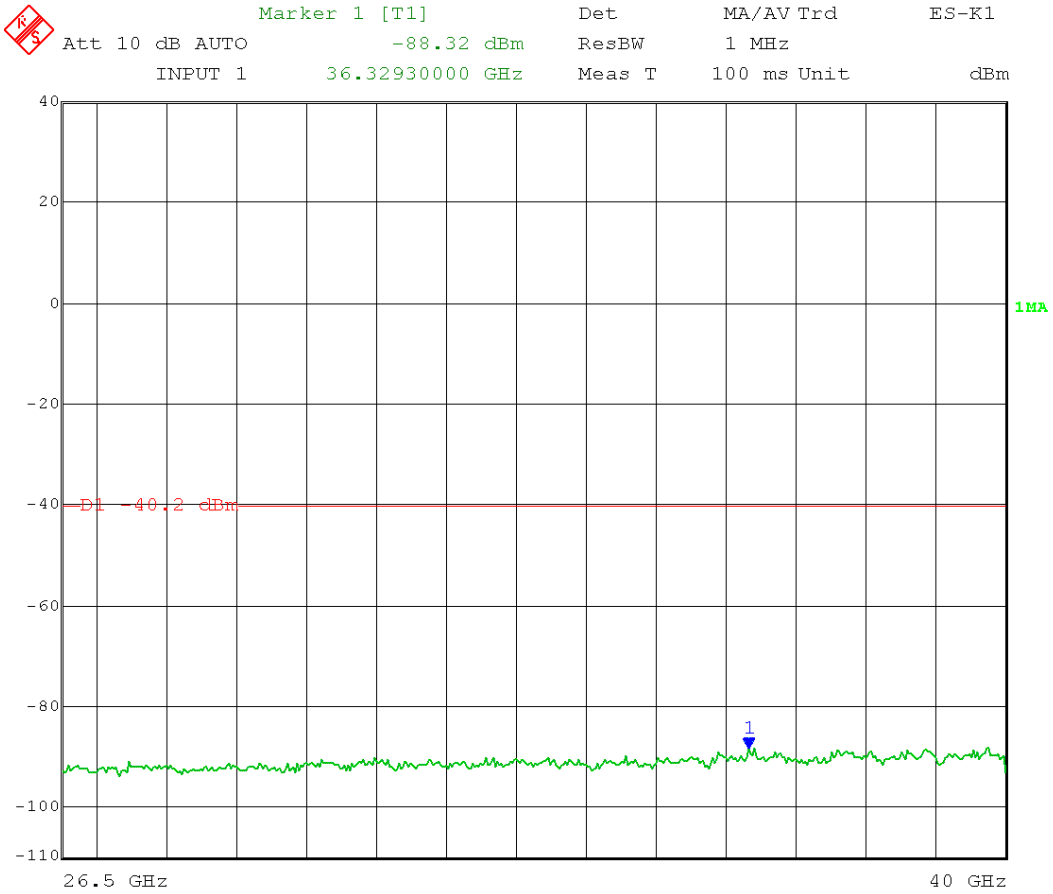

Date: 12.JUN.2014 15:10:53

Test Date: 06-11-2014
Company: Cambium Networks
EUT: ePMP 5.1 AP UNII
Test: Maximum Unwanted Emission Levels - Conducted
Operator: Craig B / Paul L
Comment: Detector Bandwidth = 120 kHz
Detector = Peak
Mid Channel Transmit = 5.200 GHz 40 MHz BW
Output Power Setting: 12.0
Channel 0
Frequency Range 30 MHz – 88 MHz

Per 789033 D02 General UNII Test Procedures DR02-41759, section II.G.2.(c): "an out-of-band emission that complies with both the average and peak limits of 15.209 is not required to satisfy the -27 dBm/MHz or -17 dBm/MHz maximum emission limit."

15.209 Limit 30-88 MHz: 40 dBµV/m @ 3 meters
RF conducted limit: 40 dBµV/m -95.2 (3 meters) – 4.7 (ground plane) – 3dB (MIMO) – 16 dBi antenna gain = -78.9 dBm Quasi-Peak

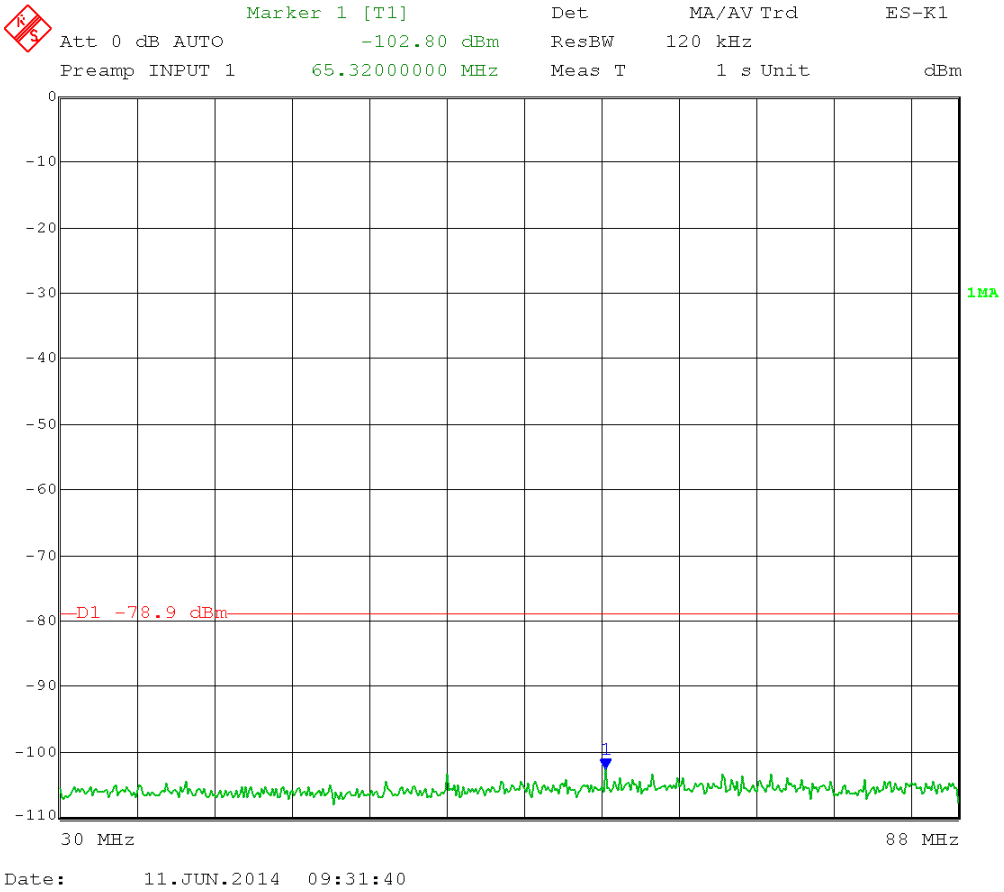

Test Date: 06-11-2014
Company: Cambium Networks
EUT: ePMP 5.1 AP UNII
Test: Maximum Unwanted Emission Levels - Conducted
Operator: Craig B / Paul L
Comment: Detector Bandwidth = 120 kHz
Detector = Peak
Mid Channel Transmit = 5.200 GHz 40 MHz BW
Output Power Setting: 12.0
Channel 0
Frequency Range: 88 MHz – 216 MHz

Per 789033 D02 General UNII Test Procedures DR02-41759, section II.G.2.(c): "an out-of-band emission that complies with both the average and peak limits of 15.209 is not required to satisfy the -27 dBm/MHz or -17 dBm/MHz maximum emission limit."

15.209 Limit 88-216 MHz: 43.5 dBµV/m @ 3 meters
RF conducted limit: 43.5 dBµV/m -95.2 (3 meters) – 4.7 (ground plane) – 3dB (MIMO) – 16 dBi antenna gain = -75.4 dBm Quasi-Peak

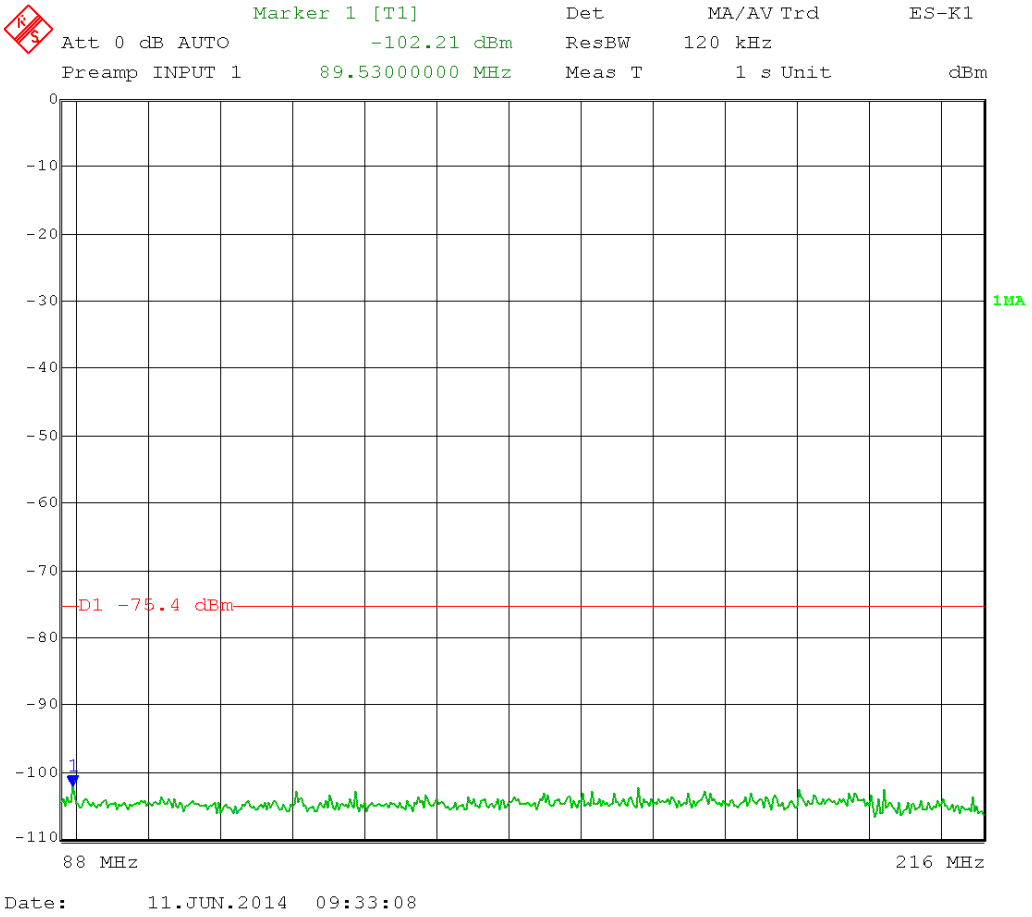

Test Date: 06-11-2014
Company: Cambium Networks
EUT: ePMP 5.1 AP UNII
Test: Maximum Unwanted Emission Levels - Conducted
Operator: Craig B / Paul L
Comment: Detector Bandwidth = 120 kHz
Detector = Peak
Mid Channel Transmit = 5.200 GHz 40 MHz BW
Output Power Setting: 12.0
Channel 0
Frequency Range: 216 MHz – 960 MHz

Per 789033 D02 General UNII Test Procedures DR02-41759, section II.G.2.(c): "an out-of-band emission that complies with both the average and peak limits of 15.209 is not required to satisfy the -27 dBm/MHz or -17 dBm/MHz maximum emission limit."

15.209 Limit 216-960 MHz: 46 dBµV/m @ 3 meters
RF conducted limit: 46 dBµV/m -95.2 (3 meters) – 4.7 (ground plane) – 3dB (MIMO) – 16 dBi antenna gain = -72.9 dBm Quasi-Peak

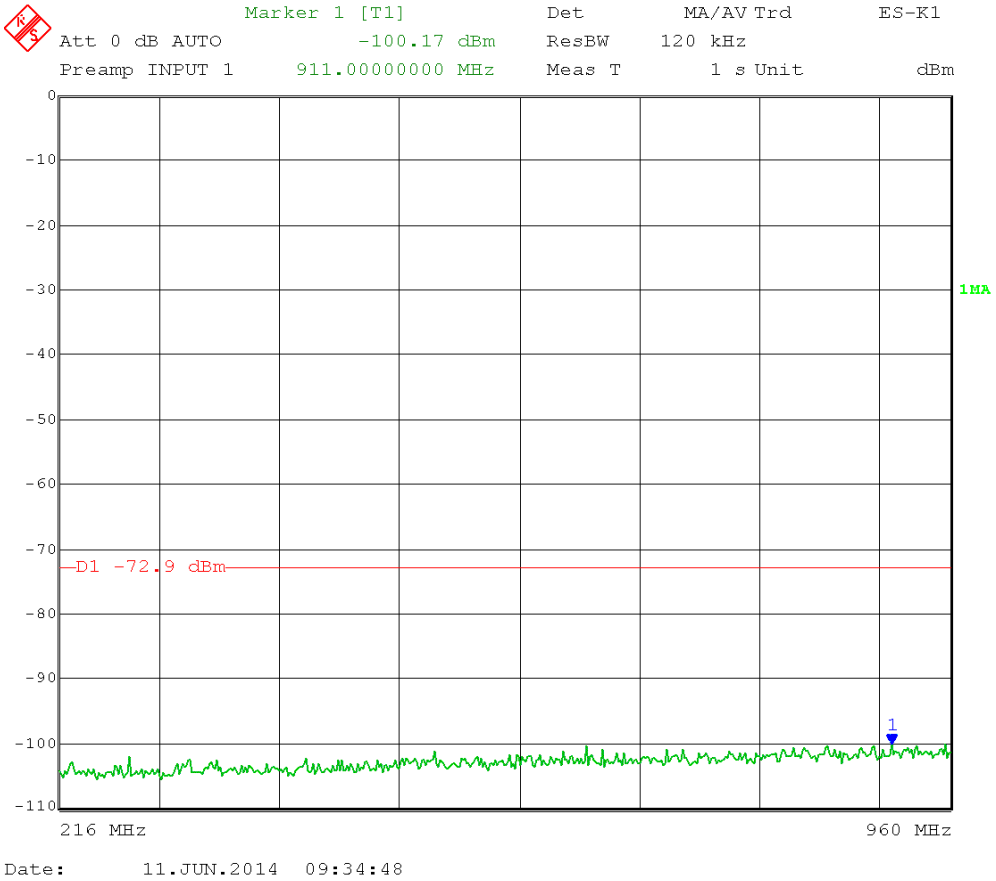

Test Date: 06-11-2014
Company: Cambium Networks
EUT: ePMP 5.1 AP UNII
Test: Maximum Unwanted Emission Levels - Conducted
Operator: Craig B / Paul L
Comment: Detector Bandwidth = 120 kHz
Detector = Peak
Mid Channel Transmit = 5.200 GHz 40 MHz BW
Output Power Setting: 12.0
Channel 0
Frequency Range: 960 MHz – 1000 MHz

Per 789033 D02 General UNII Test Procedures DR02-41759, section II.G.2.(c): "an out-of-band emission that complies with both the average and peak limits of 15.209 is not required to satisfy the -27 dBm/MHz or -17 dBm/MHz maximum emission limit."

15.209 Limit 960-1000 MHz: 54 dBµV/m @ 3 meters
RF conducted limit: 54 dBµV/m -95.2 (3 meters) – 4.7 (ground plane) – 3dB (MIMO) – 16 dBi antenna gain = -64.9 dBm Quasi-Peak

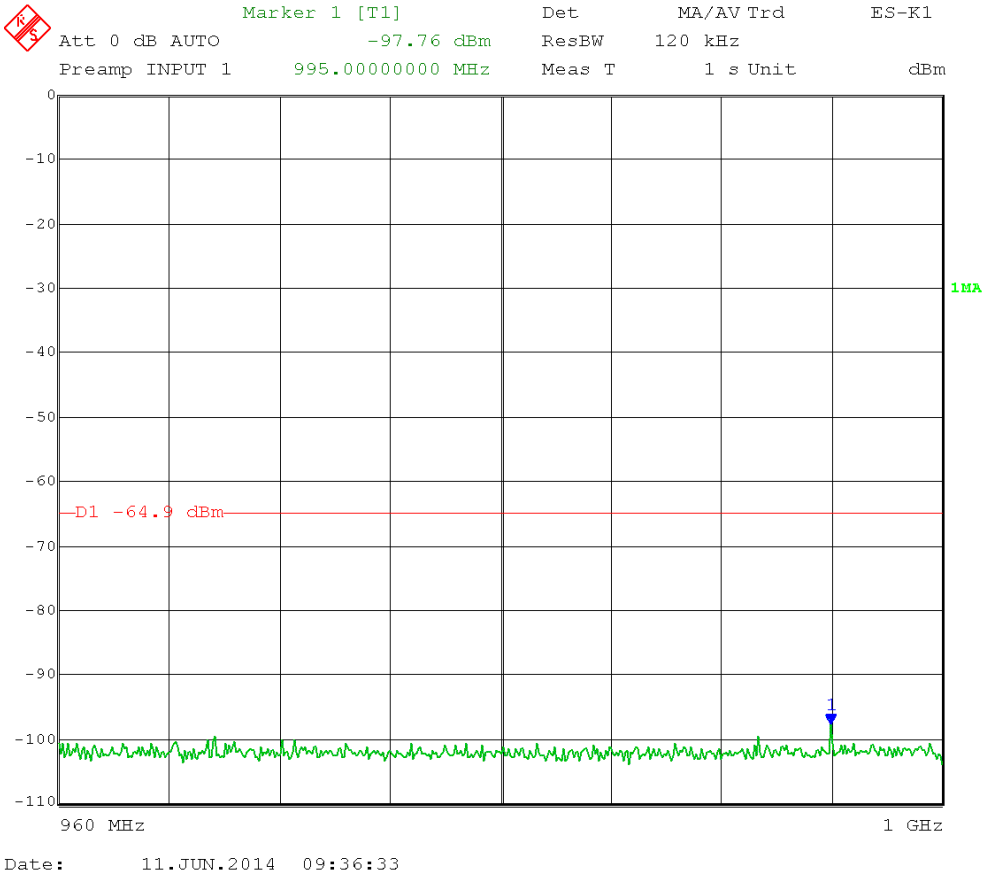

Test Date: 06-11-2014
Company: Cambium Networks
EUT: ePMP 5.1 AP UNII
Test: Maximum Unwanted Emission Levels - Conducted
Operator: Craig B / Paul L
Comment: Detector Bandwidth = 1 MHz
Detector = RMS
Mid Channel Transmit = 5.200 GHz 40 MHz BW
Output Power Setting: 12.0
Channel 0
Frequency Range: 1 – 4.5 GHz

Per 789033 D02 General UNII Test Procedures DR02-41759, section II.G.2.(c): "an out-of-band emission that complies with both the average and peak limits of 15.209 is not required to satisfy the -27 dBm/MHz or -17 dBm/MHz maximum emission limit."

15.209 Average limit: 54 dBµV/m @ 3 meters
RF conducted limit: 54 dBµV/m -95.2 (3 meters) – 3 dB (MIMO) – 16 dBi antenna gain = -60.2 dBm Average

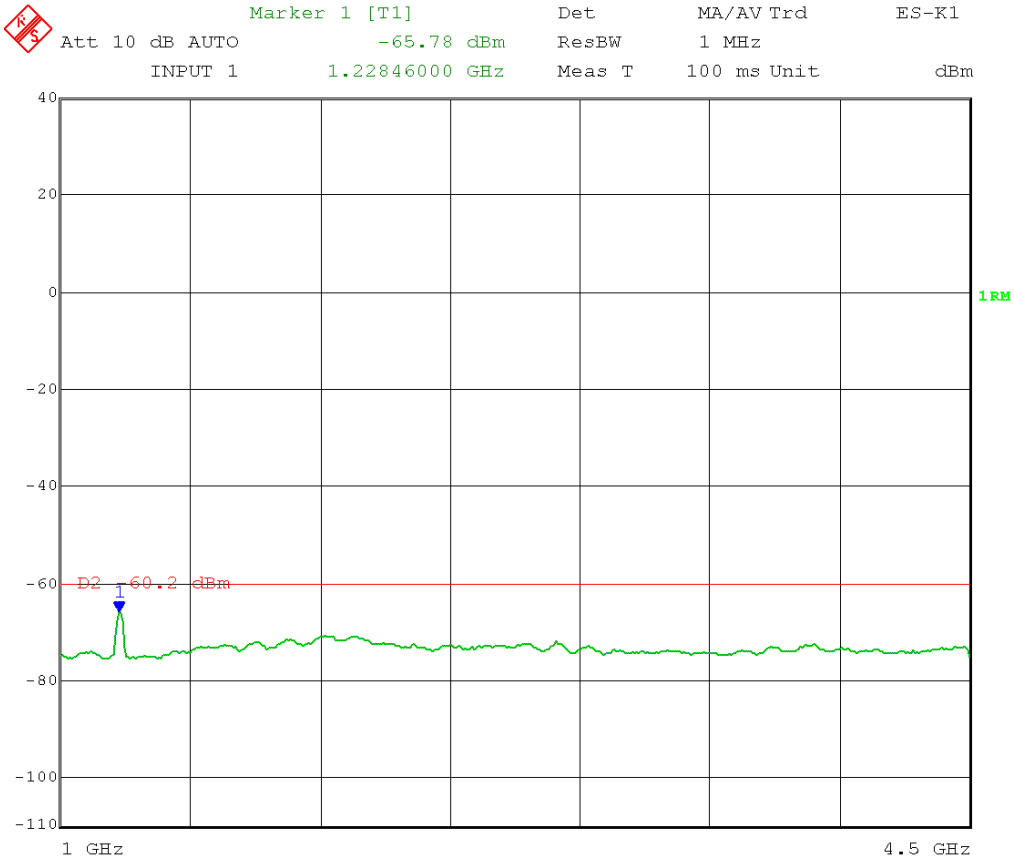

Date: 11.JUN.2014 12:56:27

Test Date: 06-11-2014
Company: Cambium Networks
EUT: ePMP 5.1 AP UNII
Test: Maximum Unwanted Emission Levels - Conducted
Operator: Craig B / Paul L
Comment: Detector Bandwidth = 1 MHz
Detector = Peak
Mid Channel Transmit = 5.200 GHz 40 MHz BW
Output Power Setting: 12.0
Channel 0
Frequency Range: 1 – 4.5 GHz

Per 789033 D02 General UNII Test Procedures DR02-41759, section II.G.2.(c): "an out-of-band emission that complies with both the average and peak limits of 15.209 is not required to satisfy the -27 dBm/MHz or -17 dBm/MHz maximum emission limit."

15.209 Peak limit: 74 dBµV/m @ 3 meters
RF conducted limit: 74 dBµV/m -95.2 (3 meters) – 3 dB (MIMO) – 16 dBi antenna gain = -40.2 dBm Peak

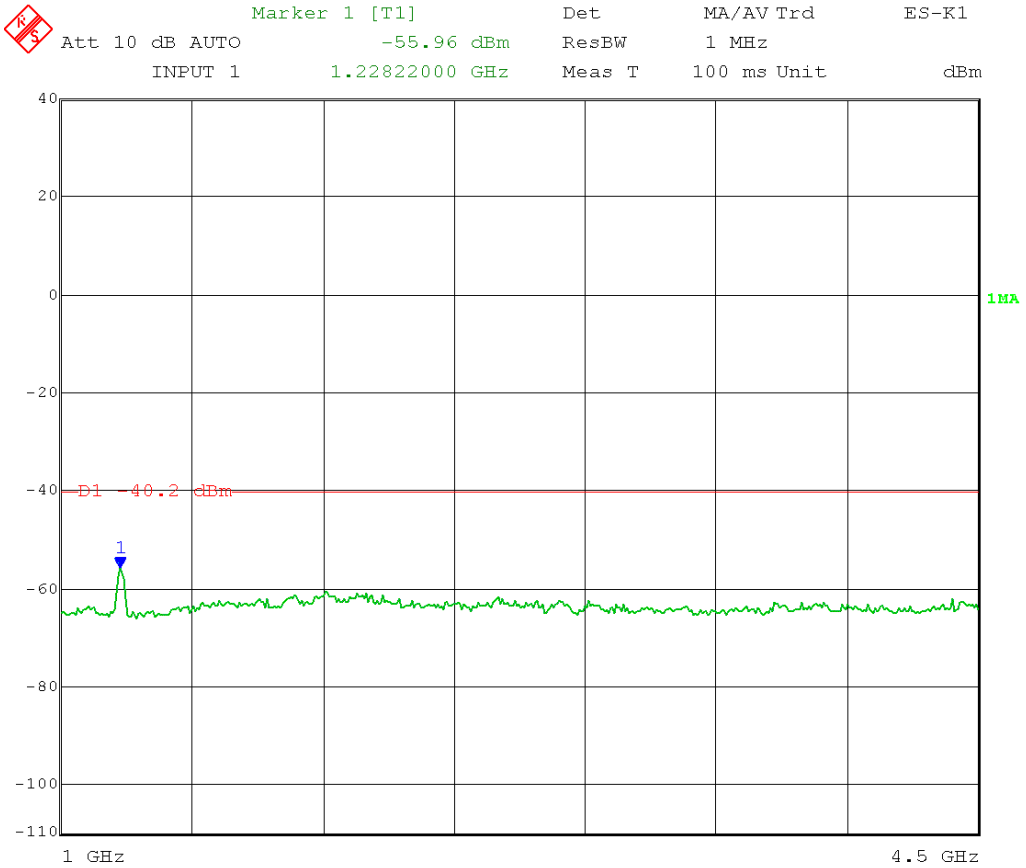

Date: 11.JUN.2014 12:58:20

Test Date: 06-11-2014
Company: Cambium Networks
EUT: ePMP 5.1 AP UNII
Test: Maximum Unwanted Emission Levels - Conducted
Operator: Craig B / Paul L
Comment: Detector Bandwidth = 1 MHz
Detector = RMS
Mid Channel Transmit = 5.200 GHz 40 MHz BW
Output Power Setting: 12.0
Channel 0
Frequency Range: 5.46 – 7 GHz

Per 789033 D02 General UNII Test Procedures DR02-41759, section II.G.2.(c): "an out-of-band emission that complies with both the average and peak limits of 15.209 is not required to satisfy the -27 dBm/MHz or -17 dBm/MHz maximum emission limit."

15.209 Average limit: 54 dBµV/m @ 3 meters
RF conducted limit: 54 dBµV/m -95.2 (3 meters) – 3 dB (MIMO) – 16 dBi antenna gain = -60.2 dBm Average

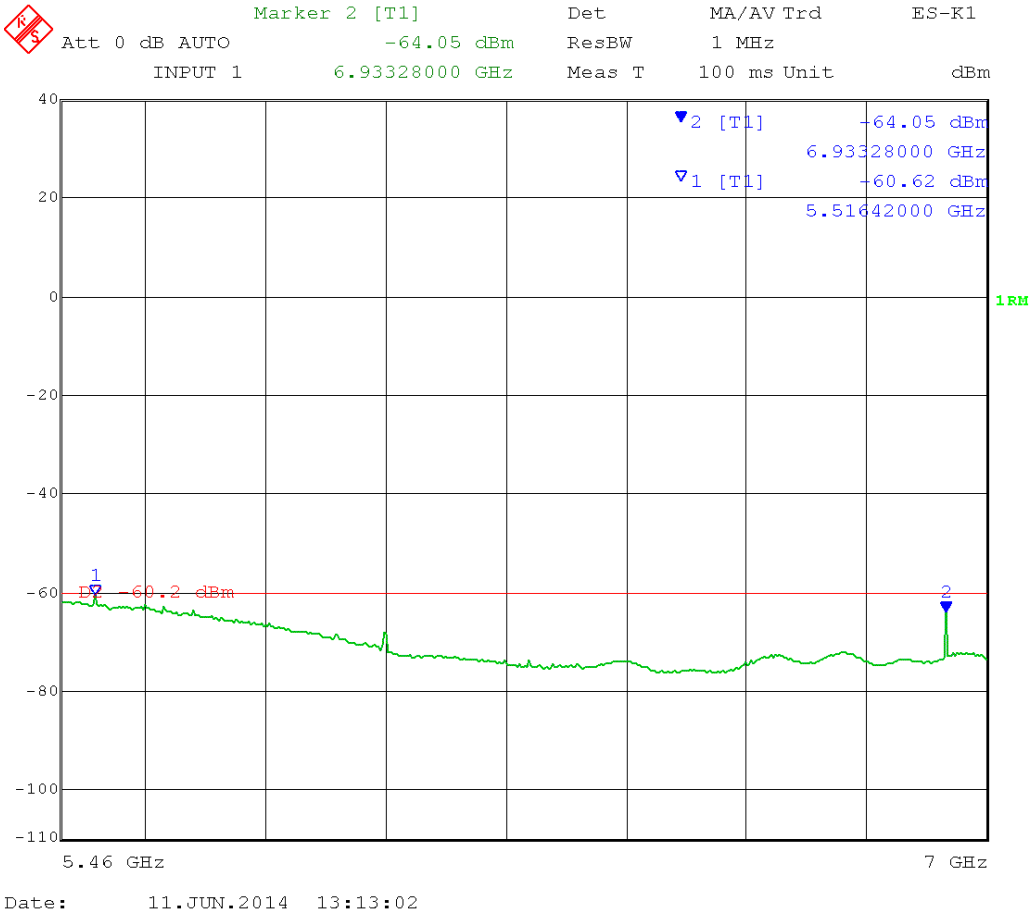

Date: 11.JUN.2014 13:13:02

Test Date: 06-11-2014
Company: Cambium Networks
EUT: ePMP 5.1 AP UNII
Test: Maximum Unwanted Emission Levels - Conducted
Operator: Craig B / Paul L
Comment: Detector Bandwidth = 1 MHz
Detector = Peak
Mid Channel Transmit = 5.200 GHz 40 MHz BW
Output Power Setting: 12.0
Channel 0
Frequency Range: 5.46 – 7 GHz

Per 789033 D02 General UNII Test Procedures DR02-41759, section II.G.2.(c): "an out-of-band emission that complies with both the average and peak limits of 15.209 is not required to satisfy the -27 dBm/MHz or -17 dBm/MHz maximum emission limit."

15.209 Peak limit: 74 dBµV/m @ 3 meters
RF conducted limit: 74 dBµV/m -95.2 (3 meters) – 3 dB (MIMO) – 16 dBi antenna gain = -40.2 dBm Peak

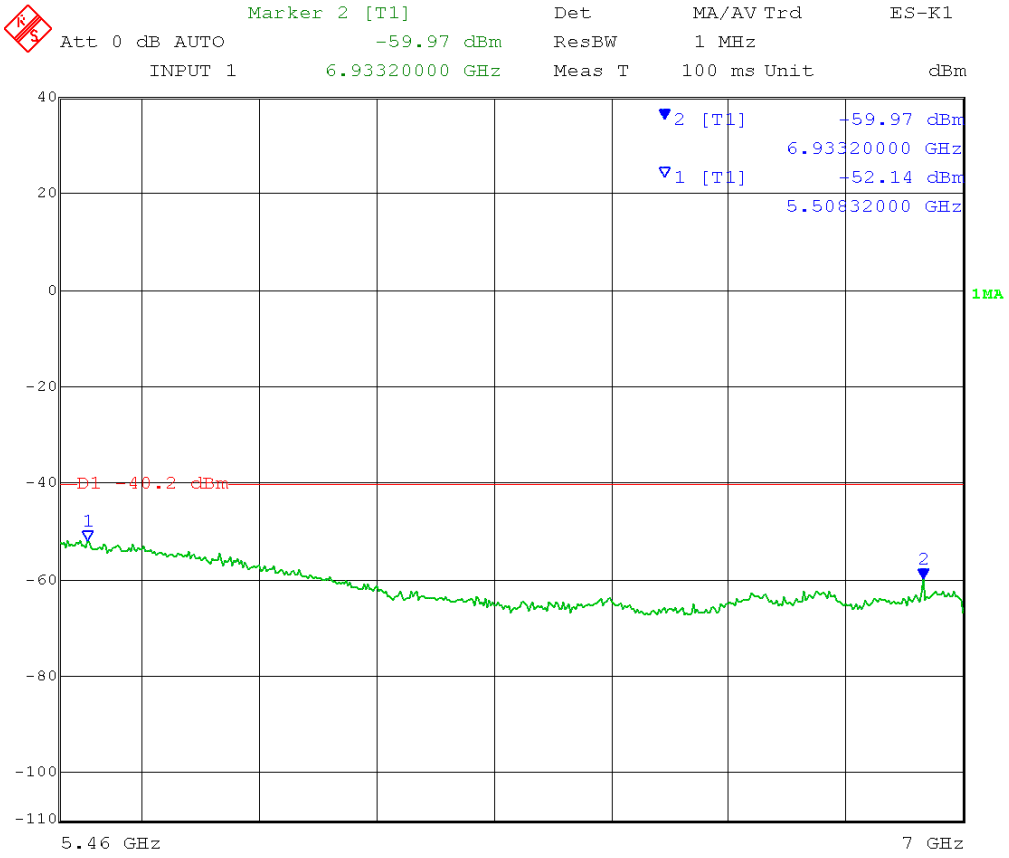

Date: 11.JUN.2014 13:14:09

Test Date: 06-11-2014
Company: Cambium Networks
EUT: ePMP 5.1 AP UNII
Test: Maximum Unwanted Emission Levels - Conducted
Operator: Craig B / Paul L
Comment: Detector Bandwidth = 1 MHz
Detector = RMS
Mid Channel Transmit = 5.200 GHz 40 MHz BW
Output Power Setting: 12.0
Channel 0
Frequency Range: 7 – 18 GHz

Per 789033 D02 General UNII Test Procedures DR02-41759, section II.G.2.(c): "an out-of-band emission that complies with both the average and peak limits of 15.209 is not required to satisfy the -27 dBm/MHz or -17 dBm/MHz maximum emission limit."

15.209 Average limit: 54 dBµV/m @ 3 meters
RF conducted limit: 54 dBµV/m -95.2 (3 meters) – 3 dB (MIMO) – 16 dBi antenna gain = -60.2 dBm Average

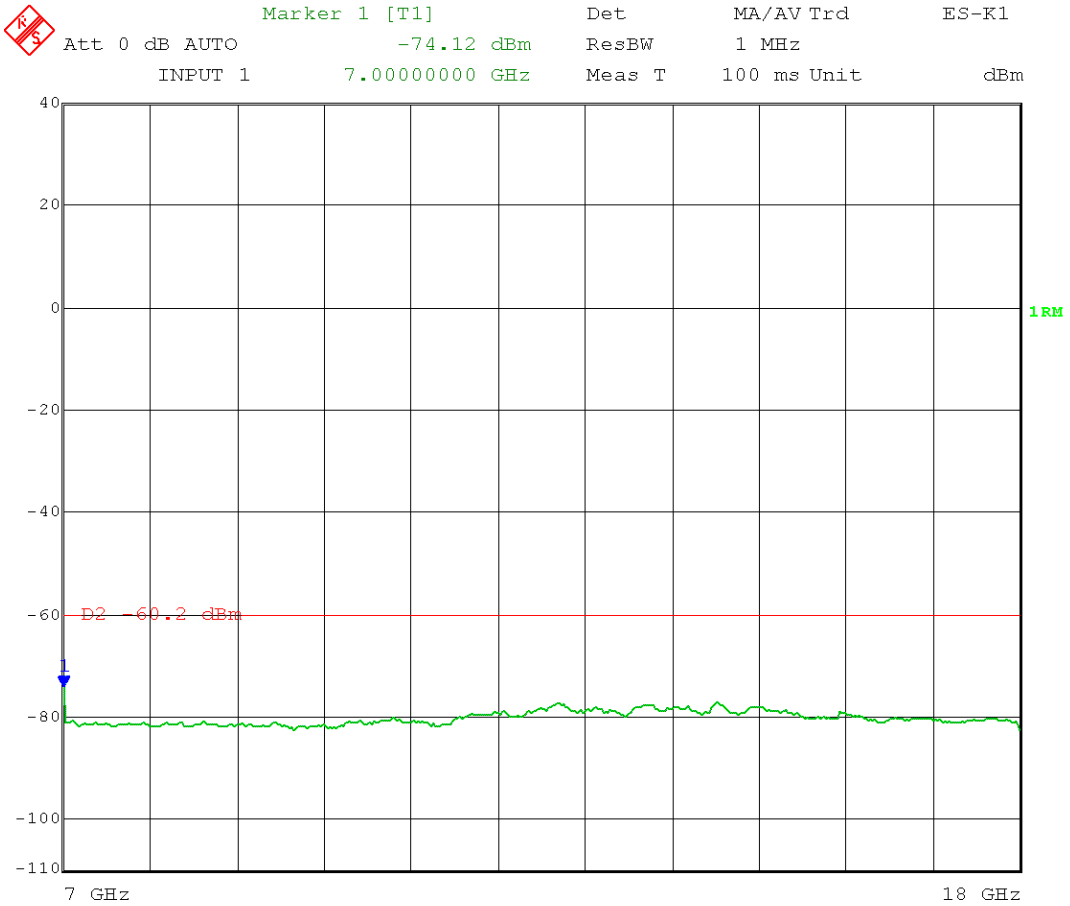

Test Date: 06-11-2014
Company: Cambium Networks
EUT: ePMP 5.1 AP UNII
Test: Maximum Unwanted Emission Levels - Conducted
Operator: Craig B / Paul L
Comment: Detector Bandwidth = 1 MHz
Detector = Peak
Mid Channel Transmit = 5.200 GHz 40 MHz BW
Output Power Setting: 12.0
Channel 0
Frequency Range: 7 – 18 GHz

Per 789033 D02 General UNII Test Procedures DR02-41759, section II.G.2.(c): "an out-of-band emission that complies with both the average and peak limits of 15.209 is not required to satisfy the -27 dBm/MHz or -17 dBm/MHz maximum emission limit."

15.209 Peak limit: 74 dBµV/m @ 3 meters
RF conducted limit: 74 dBµV/m -95.2 (3 meters) – 3 dB (MIMO) – 16 dBi antenna gain = -40.2 dBm Peak

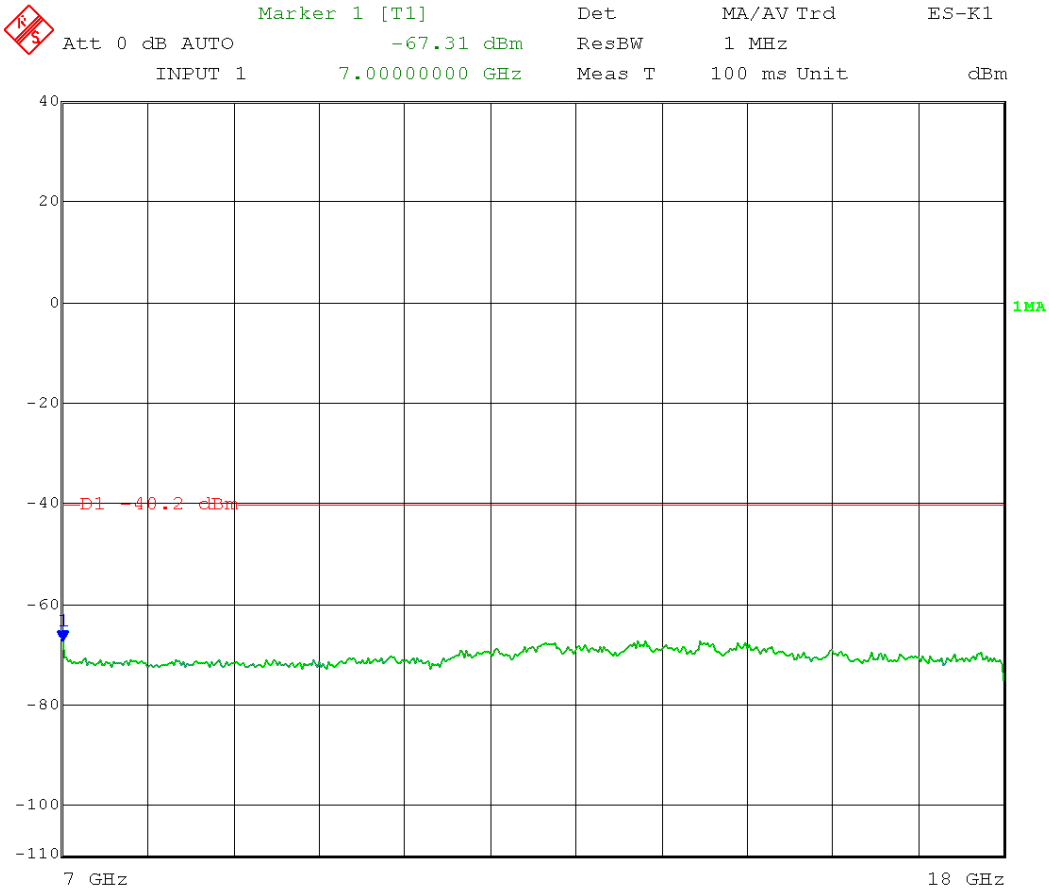

Date: 11.JUN.2014 13:27:33

Test Date: 06-12-2014
Company: Cambium Networks
EUT: ePMP 5.1 AP UNII
Test: Maximum Unwanted Emission Levels - Conducted
Operator: Craig B / Paul L
Comment: Detector Bandwidth = 1 MHz
Detector = RMS
Mid Channel Transmit = 5.200 GHz 40 MHz BW
Output Power Setting: 12.0
Channel 0
Frequency Range: 18 – 26.5 GHz

Per 789033 D02 General UNII Test Procedures DR02-41759, section II.G.2.(c): "an out-of-band emission that complies with both the average and peak limits of 15.209 is not required to satisfy the -27 dBm/MHz or -17 dBm/MHz maximum emission limit."

15.209 Average limit: 54 dBµV/m @ 3 meters
RF conducted limit: 54 dBµV/m -95.2 (3 meters) – 3 dB (MIMO) – 16 dBi antenna gain = -60.2 dBm Average

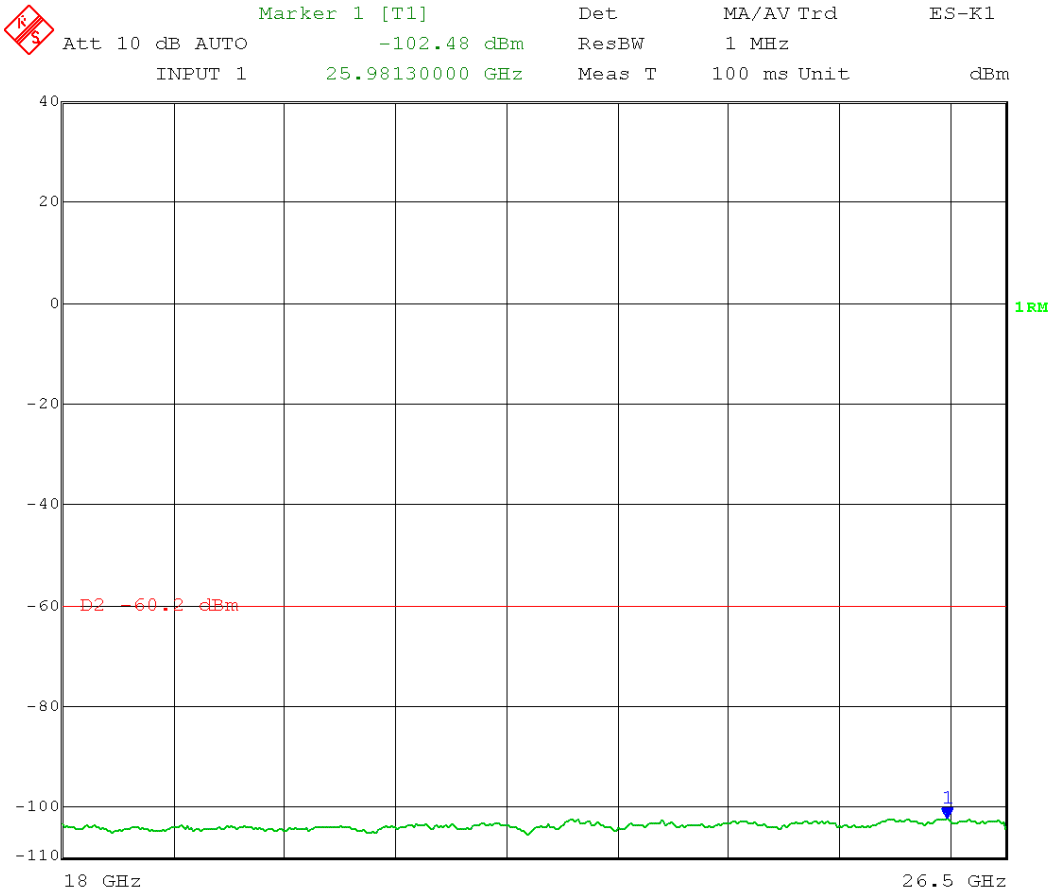

Date: 12.JUN.2014 15:02:14

Test Date: 06-12-2014
Company: Cambium Networks
EUT: ePMP 5.1 AP UNII
Test: Maximum Unwanted Emission Levels - Conducted
Operator: Craig B / Paul L
Comment: Detector Bandwidth = 1 MHz
Detector = Peak
Mid Channel Transmit = 5.200 GHz 40 MHz BW
Output Power Setting: 12.0
Channel 0
Frequency Range: 18 – 26.5 GHz

Per 789033 D02 General UNII Test Procedures DR02-41759, section II.G.2.(c): "an out-of-band emission that complies with both the average and peak limits of 15.209 is not required to satisfy the -27 dBm/MHz or -17 dBm/MHz maximum emission limit."

15.209 Peak limit: 74 dBµV/m @ 3 meters
RF conducted limit: 74 dBµV/m -95.2 (3 meters) – 3 dB (MIMO) – 16 dBi antenna gain = -40.2 dBm Peak

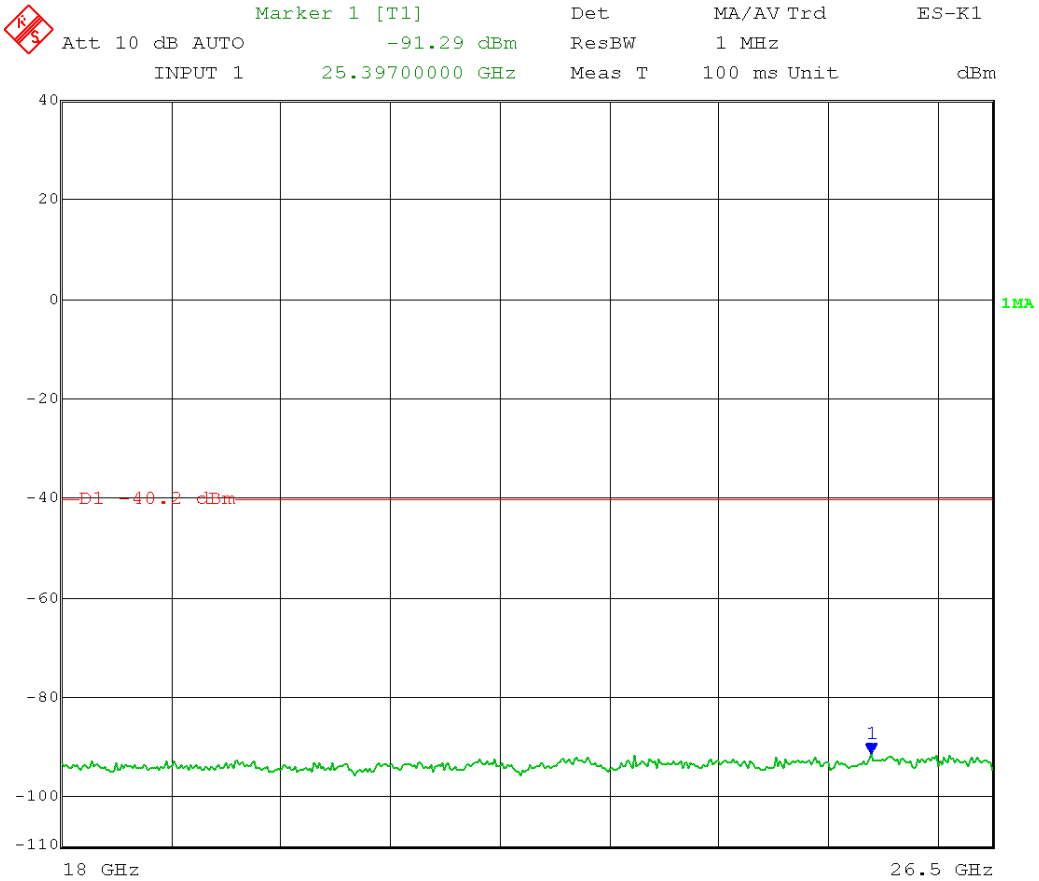

Date: 12.JUN.2014 15:03:21

Test Date: 06-12-2014
Company: Cambium Networks
EUT: ePMP 5.1 AP UNII
Test: Maximum Unwanted Emission Levels - Conducted
Operator: Craig B / Paul L
Comment: Detector Bandwidth = 1 MHz
Detector = RMS
Mid Channel Transmit = 5.200 GHz 40 MHz BW
Output Power Setting: 12.0
Channel 0
Frequency Range: 26.5 – 40 GHz

Per 789033 D02 General UNII Test Procedures DR02-41759, section II.G.2.(c): "an out-of-band emission that complies with both the average and peak limits of 15.209 is not required to satisfy the -27 dBm/MHz or -17 dBm/MHz maximum emission limit."

15.209 Average limit: 54 dBµV/m @ 3 meters
RF conducted limit: 54 dBµV/m -95.2 (3 meters) – 3 dB (MIMO) – 16 dBi antenna gain = -60.2 dBm Average

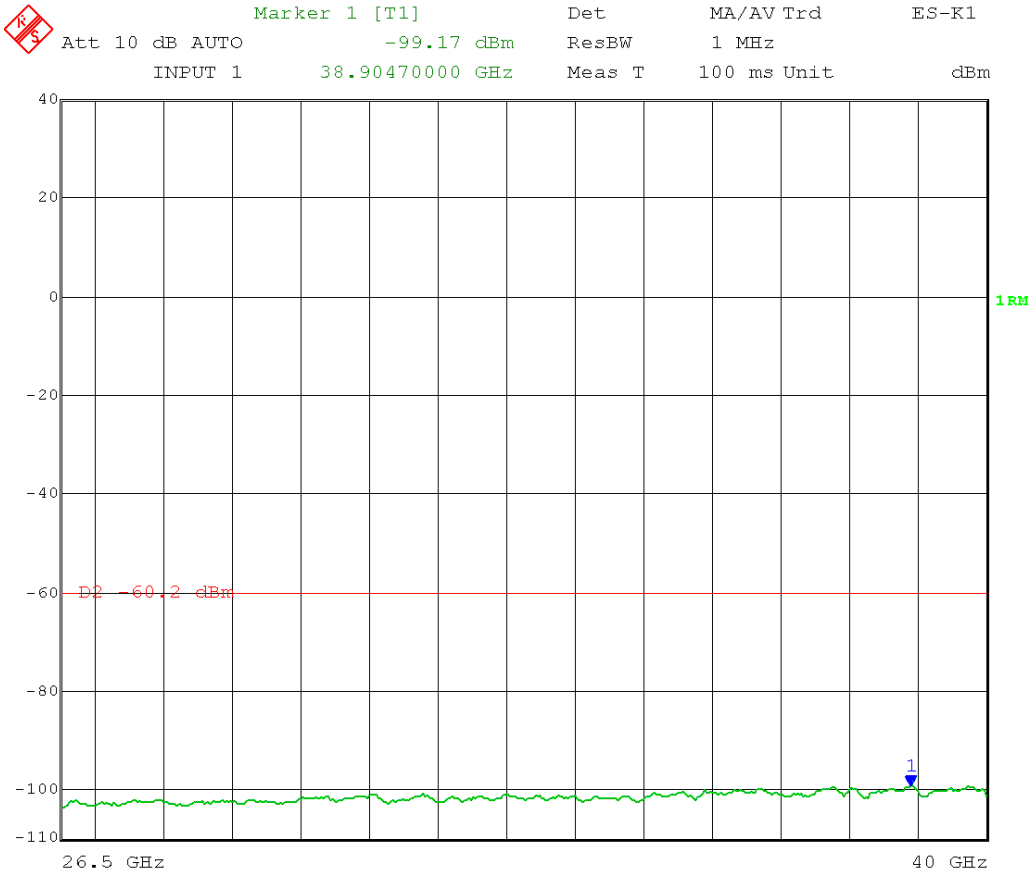

Date: 12.JUN.2014 15:13:40

Test Date: 06-12-2014
Company: Cambium Networks
EUT: ePMP 5.1 AP UNII
Test: Maximum Unwanted Emission Levels - Conducted
Operator: Craig B / Paul L
Comment: Detector Bandwidth = 1 MHz
Detector = Peak
Mid Channel Transmit = 5.200 GHz 40 MHz BW
Output Power Setting: 12.0
Channel 0
Frequency Range: 26.5 – 40 GHz

Per 789033 D02 General UNII Test Procedures DR02-41759, section II.G.2.(c): "an out-of-band emission that complies with both the average and peak limits of 15.209 is not required to satisfy the -27 dBm/MHz or -17 dBm/MHz maximum emission limit."

15.209 Peak limit: 74 dBµV/m @ 3 meters
RF conducted limit: 74 dBµV/m -95.2 (3 meters) – 3 dB (MIMO) – 16 dBi antenna gain = -40.2 dBm Peak

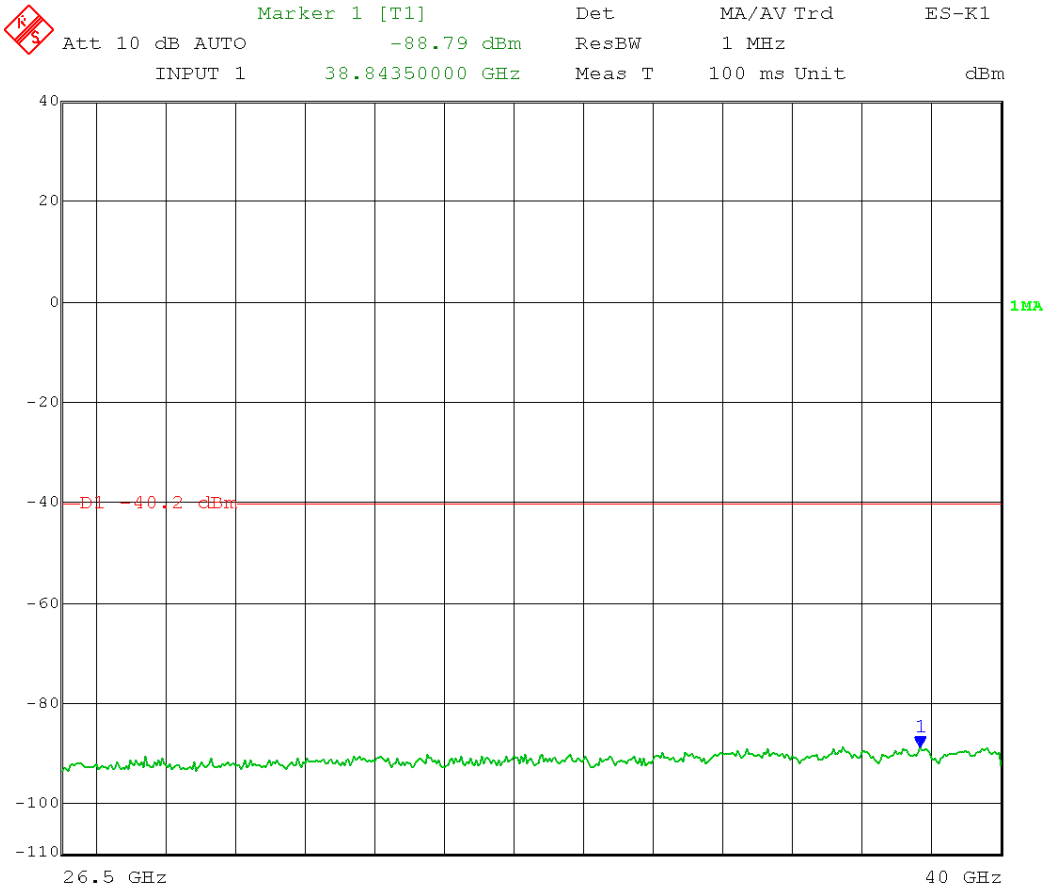

Date: 12.JUN.2014 15:15:11

Test Date: 06-11-2014
Company: Cambium Networks
EUT: ePMP 5.1 AP UNII
Test: Maximum Unwanted Emission Levels - Conducted
Operator: Craig B / Paul L
Comment: Detector Bandwidth = 120 kHz
Detector = Peak
High Channel Transmit = 5.230 GHz 40 MHz BW
Output Power Setting: 13.5
Channel 0
Frequency Range 30 MHz – 88 MHz

Per 789033 D02 General UNII Test Procedures DR02-41759, section II.G.2.(c): "an out-of-band emission that complies with both the average and peak limits of 15.209 is not required to satisfy the -27 dBm/MHz or -17 dBm/MHz maximum emission limit."

15.209 Limit 30-88 MHz: 40 dBµV/m @ 3 meters
RF conducted limit: 40 dBµV/m -95.2 (3 meters) – 4.7 (ground plane) – 3dB (MIMO) – 16 dBi antenna gain = -78.9 dBm Quasi-Peak

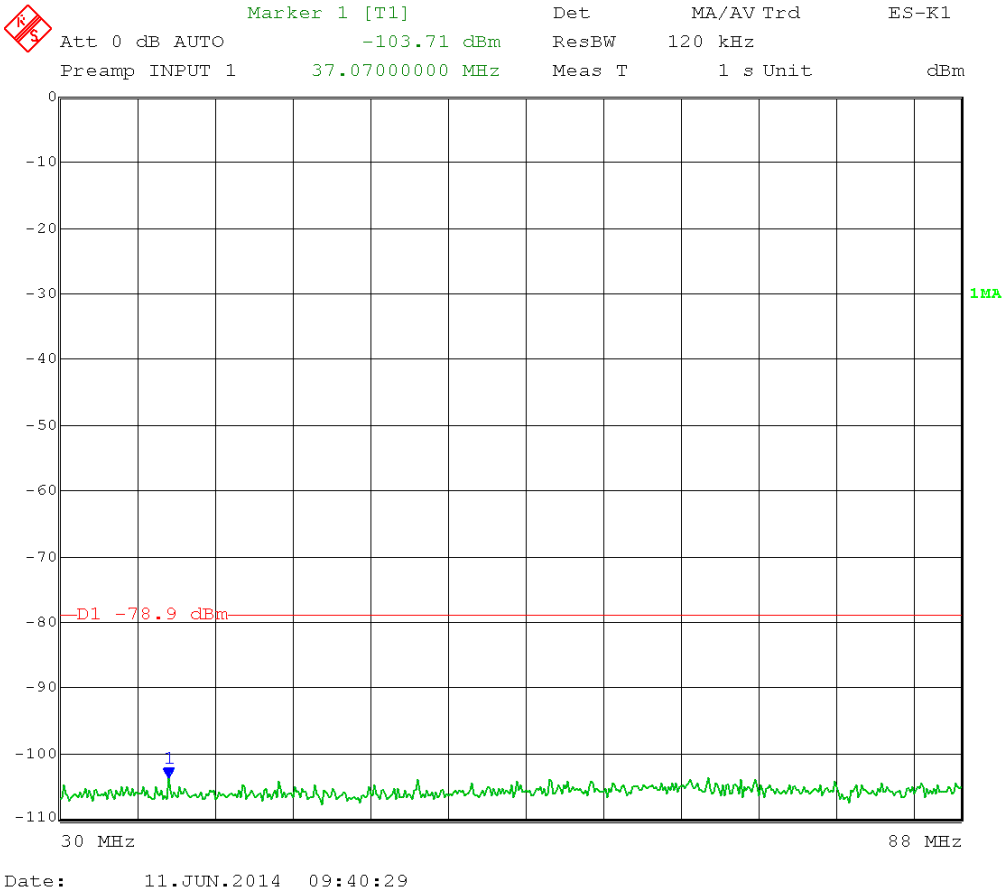

Test Date: 06-11-2014
Company: Cambium Networks
EUT: ePMP 5.1 AP UNII
Test: Maximum Unwanted Emission Levels - Conducted
Operator: Craig B / Paul L
Comment: Detector Bandwidth = 120 kHz
Detector = Peak
High Channel Transmit = 5.230 GHz 40 MHz BW
Output Power Setting: 13.5
Channel 0
Frequency Range: 88 MHz – 216 MHz

Per 789033 D02 General UNII Test Procedures DR02-41759, section II.G.2.(c): "an out-of-band emission that complies with both the average and peak limits of 15.209 is not required to satisfy the -27 dBm/MHz or -17 dBm/MHz maximum emission limit."

15.209 Limit 88-216 MHz: 43.5 dBµV/m @ 3 meters
RF conducted limit: 43.5 dBµV/m -95.2 (3 meters) – 4.7 (ground plane) – 3dB (MIMO) – 16 dBi antenna gain = -75.4 dBm Quasi-Peak

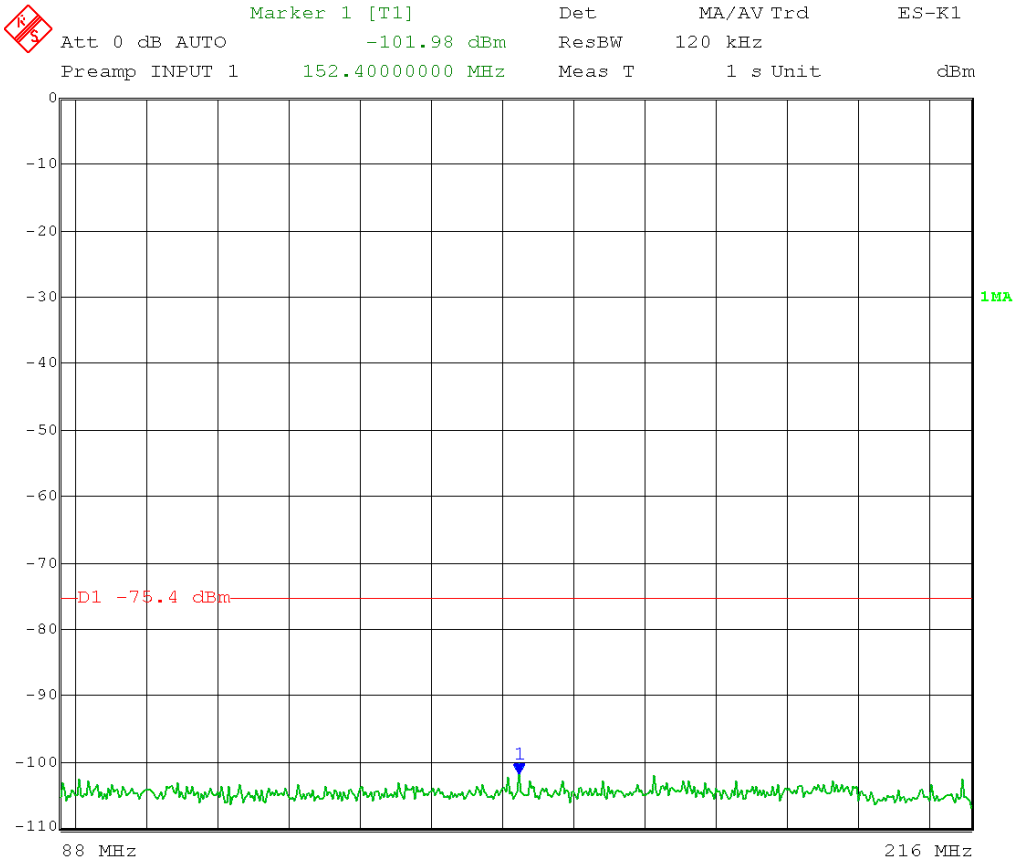

Date: 11.JUN.2014 09:39:10

Test Date: 06-11-2014
Company: Cambium Networks
EUT: ePMP 5.1 AP UNII
Test: Maximum Unwanted Emission Levels - Conducted
Operator: Craig B / Paul L
Comment: Detector Bandwidth = 120 kHz
Detector = Peak
High Channel Transmit = 5.230 GHz 40 MHz BW
Output Power Setting: 13.5
Channel 0
Frequency Range: 216 MHz – 960 MHz

Per 789033 D02 General UNII Test Procedures DR02-41759, section II.G.2.(c): "an out-of-band emission that complies with both the average and peak limits of 15.209 is not required to satisfy the -27 dBm/MHz or -17 dBm/MHz maximum emission limit."

15.209 Limit 216-960 MHz: 46 dBµV/m @ 3 meters
RF conducted limit: 46 dBµV/m -95.2 (3 meters) – 4.7 (ground plane) – 3dB (MIMO) – 16 dBi antenna gain = -72.9 dBm Quasi-Peak

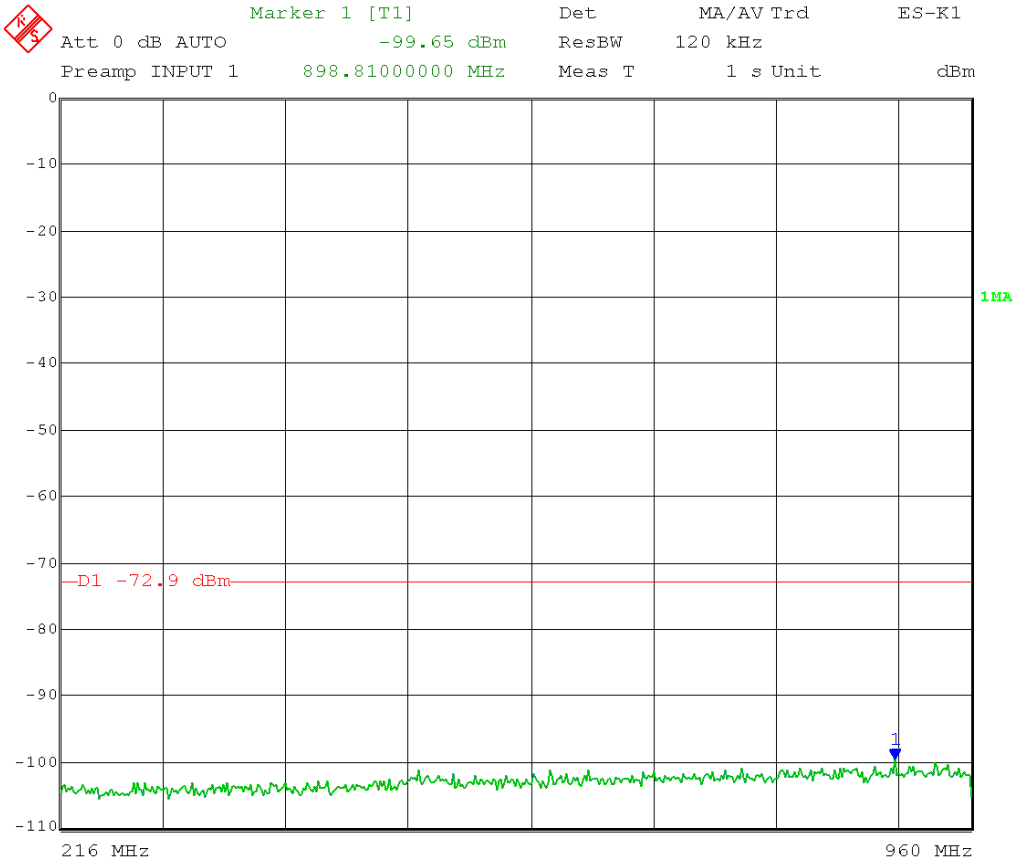

Date: 11.JUN.2014 09:42:23

Test Date: 06-11-2014
Company: Cambium Networks
EUT: ePMP 5.1 AP UNII
Test: Maximum Unwanted Emission Levels - Conducted
Operator: Craig B / Paul L
Comment: Detector Bandwidth = 120 kHz
Detector = Peak
High Channel Transmit = 5.230 GHz 40 MHz BW
Output Power Setting: 13.5
Channel 0
Frequency Range: 960 MHz – 1000 MHz

Per 789033 D02 General UNII Test Procedures DR02-41759, section II.G.2.(c): "an out-of-band emission that complies with both the average and peak limits of 15.209 is not required to satisfy the -27 dBm/MHz or -17 dBm/MHz maximum emission limit."

15.209 Limit 960-1000 MHz: 54 dBµV/m @ 3 meters
RF conducted limit: 54 dBµV/m -95.2 (3 meters) – 4.7 (ground plane) – 3dB (MIMO) – 16 dBi antenna gain = -64.9 dBm Quasi-Peak

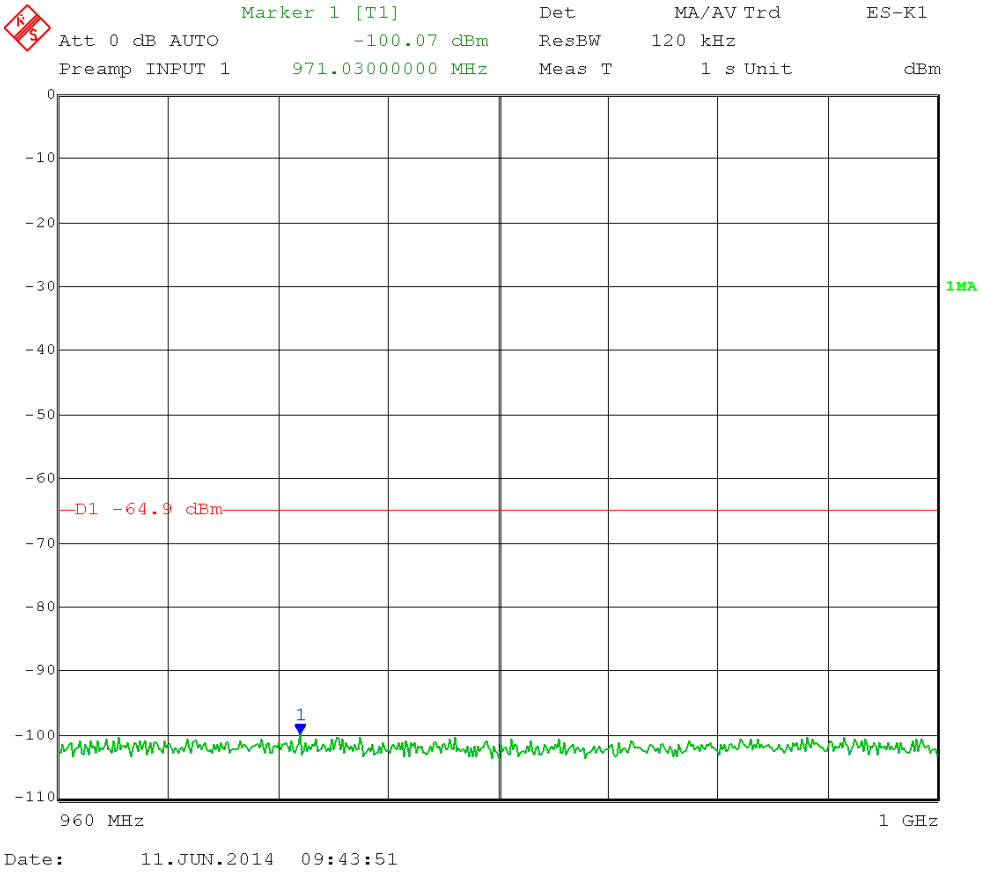

Test Date: 06-11-2014
Company: Cambium Networks
EUT: ePMP 5.1 AP UNII
Test: Maximum Unwanted Emission Levels - Conducted
Operator: Craig B / Paul L
Comment: Detector Bandwidth = 1 MHz
Detector = RMS
High Channel Transmit = 5.230 GHz 40 MHz BW
Output Power Setting: 13.5
Channel 0
Frequency Range: 1 – 4.5 GHz

Per 789033 D02 General UNII Test Procedures DR02-41759, section II.G.2.(c): "an out-of-band emission that complies with both the average and peak limits of 15.209 is not required to satisfy the -27 dBm/MHz or -17 dBm/MHz maximum emission limit."

15.209 Average limit: 54 dBµV/m @ 3 meters
RF conducted limit: 54 dBµV/m -95.2 (3 meters) – 3 dB (MIMO) – 16 dBi antenna gain = -60.2 dBm Average

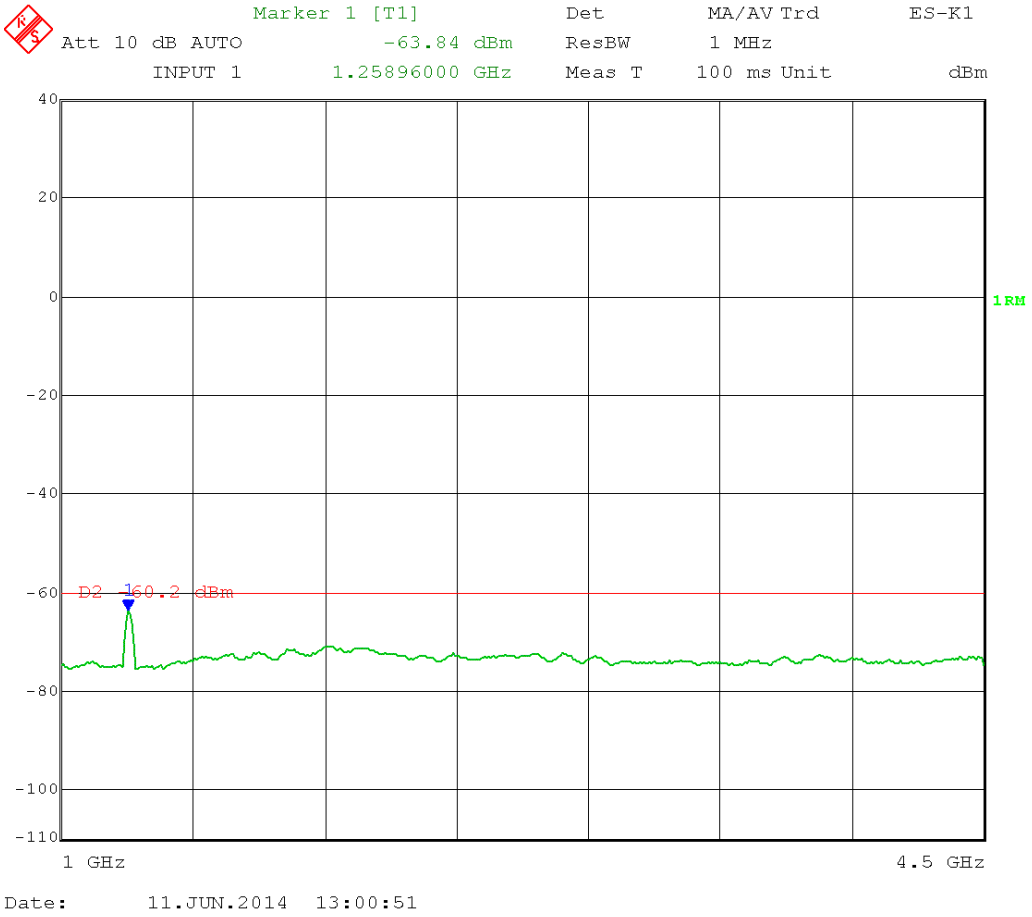

Test Date: 06-11-2014
Company: Cambium Networks
EUT: ePMP 5.1 AP UNII
Test: Maximum Unwanted Emission Levels - Conducted
Operator: Craig B / Paul L
Comment: Detector Bandwidth = 1 MHz
Detector = Peak
High Channel Transmit = 5.230 GHz 40 MHz BW
Output Power Setting: 13.5
Channel 0
Frequency Range: 1 – 4.5 GHz

Per 789033 D02 General UNII Test Procedures DR02-41759, section II.G.2.(c): "an out-of-band emission that complies with both the average and peak limits of 15.209 is not required to satisfy the -27 dBm/MHz or -17 dBm/MHz maximum emission limit."

15.209 Peak limit: 74 dBµV/m @ 3 meters
RF conducted limit: 74 dBµV/m -95.2 (3 meters) – 3 dB (MIMO) – 16 dBi antenna gain = -40.2 dBm Peak

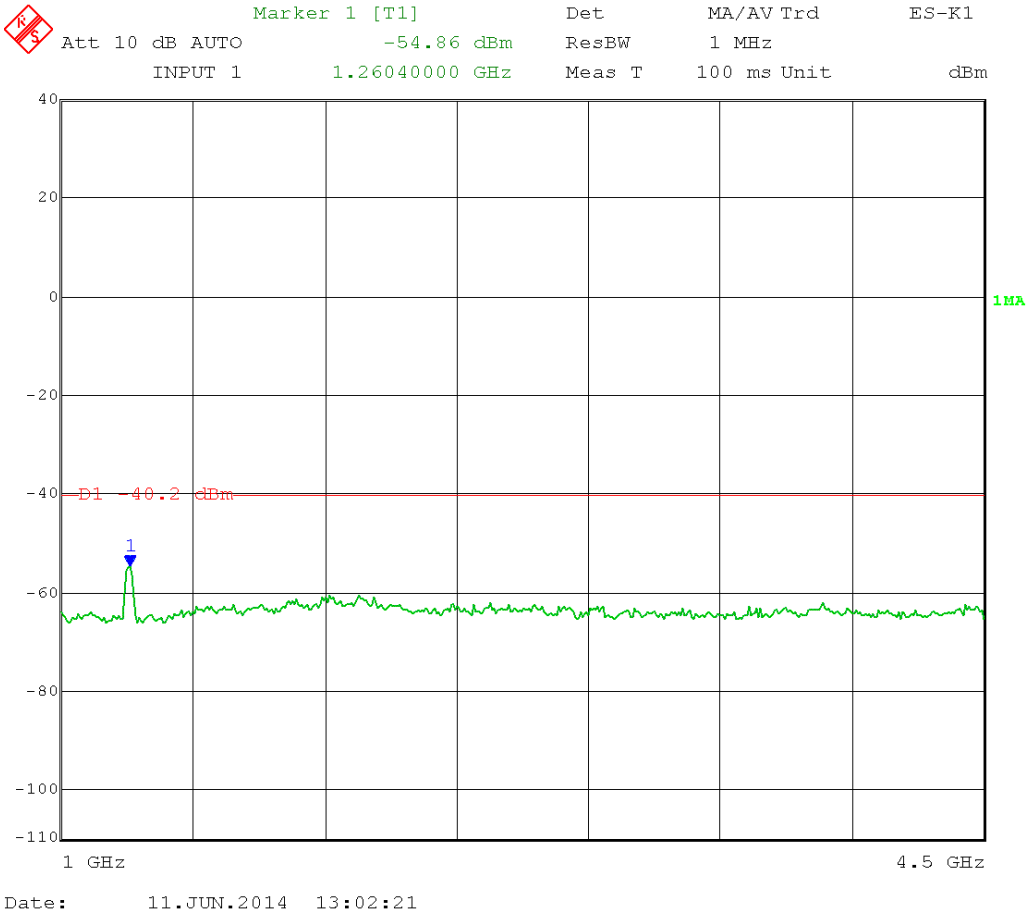

Test Date: 06-11-2014
Company: Cambium Networks
EUT: ePMP 5.1 AP UNII
Test: Maximum Unwanted Emission Levels - Conducted
Operator: Craig B / Paul L
Comment: Detector Bandwidth = 1 MHz
Detector = RMS
High Channel Transmit = 5.230 GHz 40 MHz BW
Output Power Setting: 13.5
Channel 0
Frequency Range: 5.46 – 7 GHz

Per 789033 D02 General UNII Test Procedures DR02-41759, section II.G.2.(c): "an out-of-band emission that complies with both the average and peak limits of 15.209 is not required to satisfy the -27 dBm/MHz or -17 dBm/MHz maximum emission limit."

15.209 Average limit: 54 dBµV/m @ 3 meters
RF conducted limit: 54 dBµV/m -95.2 (3 meters) – 3 dB (MIMO) – 16 dBi antenna gain = -60.2 dBm Average

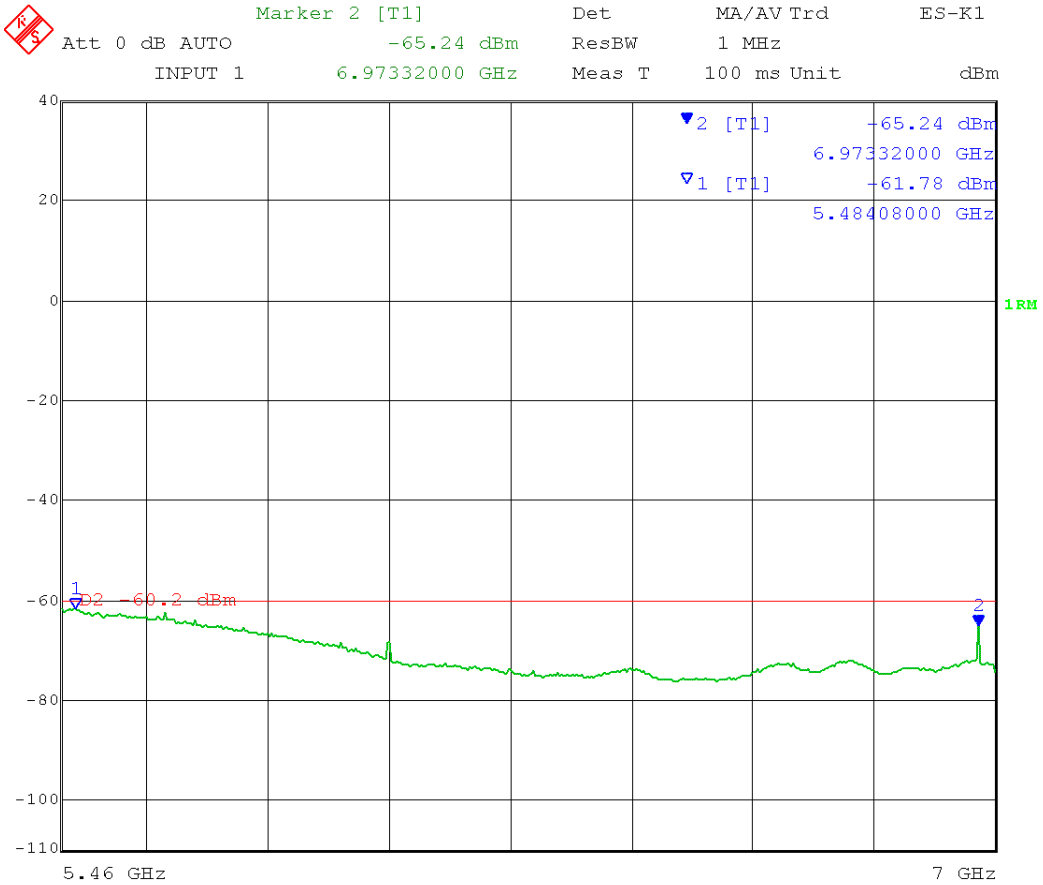

Date: 11.JUN.2014 13:16:39

Test Date: 06-11-2014
Company: Cambium Networks
EUT: ePMP 5.1 AP UNII
Test: Maximum Unwanted Emission Levels - Conducted
Operator: Craig B / Paul L
Comment: Detector Bandwidth = 1 MHz
Detector = Peak
High Channel Transmit = 5.230 GHz 40 MHz BW
Output Power Setting: 13.5
Channel 0
Frequency Range: 5.46 – 7 GHz

Per 789033 D02 General UNII Test Procedures DR02-41759, section II.G.2.(c): "an out-of-band emission that complies with both the average and peak limits of 15.209 is not required to satisfy the -27 dBm/MHz or -17 dBm/MHz maximum emission limit."

15.209 Peak limit: 74 dBµV/m @ 3 meters
RF conducted limit: 74 dBµV/m -95.2 (3 meters) – 3 dB (MIMO) – 16 dBi antenna gain = -40.2 dBm Peak

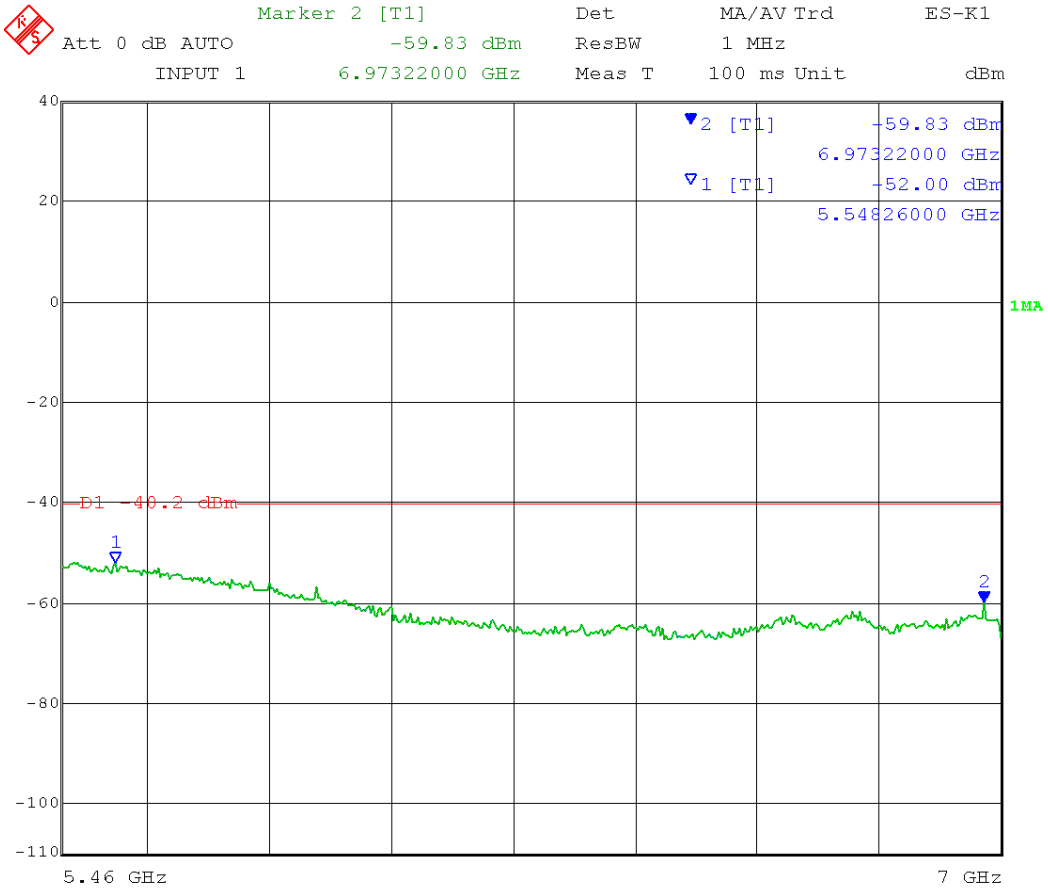

Date: 11.JUN.2014 13:18:04

Test Date: 06-11-2014
Company: Cambium Networks
EUT: ePMP 5.1 AP UNII
Test: Maximum Unwanted Emission Levels - Conducted
Operator: Craig B / Paul L
Comment: Detector Bandwidth = 1 MHz
Detector = RMS
High Channel Transmit = 5.230 GHz 40 MHz BW
Output Power Setting: 13.5
Channel 0
Frequency Range: 7 – 18 GHz

Per 789033 D02 General UNII Test Procedures DR02-41759, section II.G.2.(c): "an out-of-band emission that complies with both the average and peak limits of 15.209 is not required to satisfy the -27 dBm/MHz or -17 dBm/MHz maximum emission limit."

15.209 Average limit: 54 dBµV/m @ 3 meters
RF conducted limit: 54 dBµV/m -95.2 (3 meters) – 3 dB (MIMO) – 16 dBi antenna gain = -60.2 dBm Average

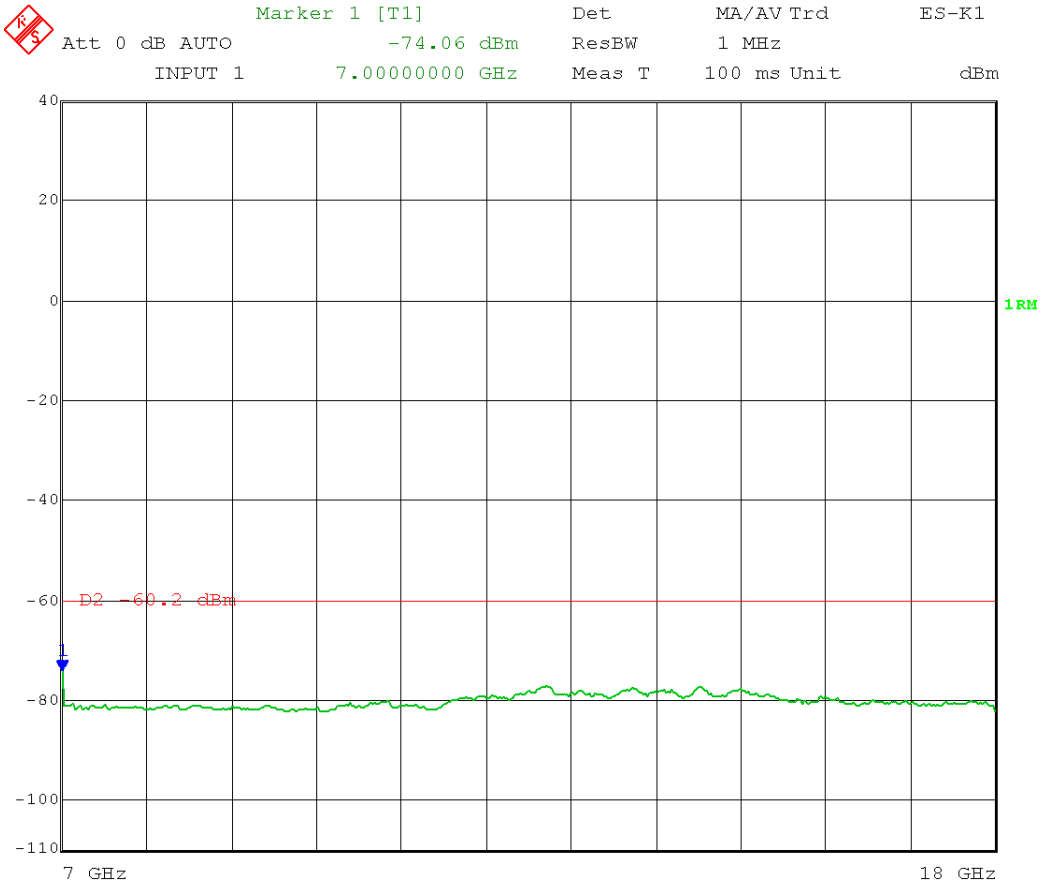

Date: 11.JUN.2014 13:21:24

Test Date: 06-11-2014
Company: Cambium Networks
EUT: ePMP 5.1 AP UNII
Test: Maximum Unwanted Emission Levels - Conducted
Operator: Craig B / Paul L
Comment: Detector Bandwidth = 1 MHz
Detector = Peak
High Channel Transmit = 5.230 GHz 40 MHz BW
Output Power Setting: 13.5
Channel 0
Frequency Range: 7 – 18 GHz

Per 789033 D02 General UNII Test Procedures DR02-41759, section II.G.2.(c): "an out-of-band emission that complies with both the average and peak limits of 15.209 is not required to satisfy the -27 dBm/MHz or -17 dBm/MHz maximum emission limit."

15.209 Peak limit: 74 dBµV/m @ 3 meters
RF conducted limit: 74 dBµV/m -95.2 (3 meters) – 3 dB (MIMO) – 16 dBi antenna gain = -40.2 dBm Peak

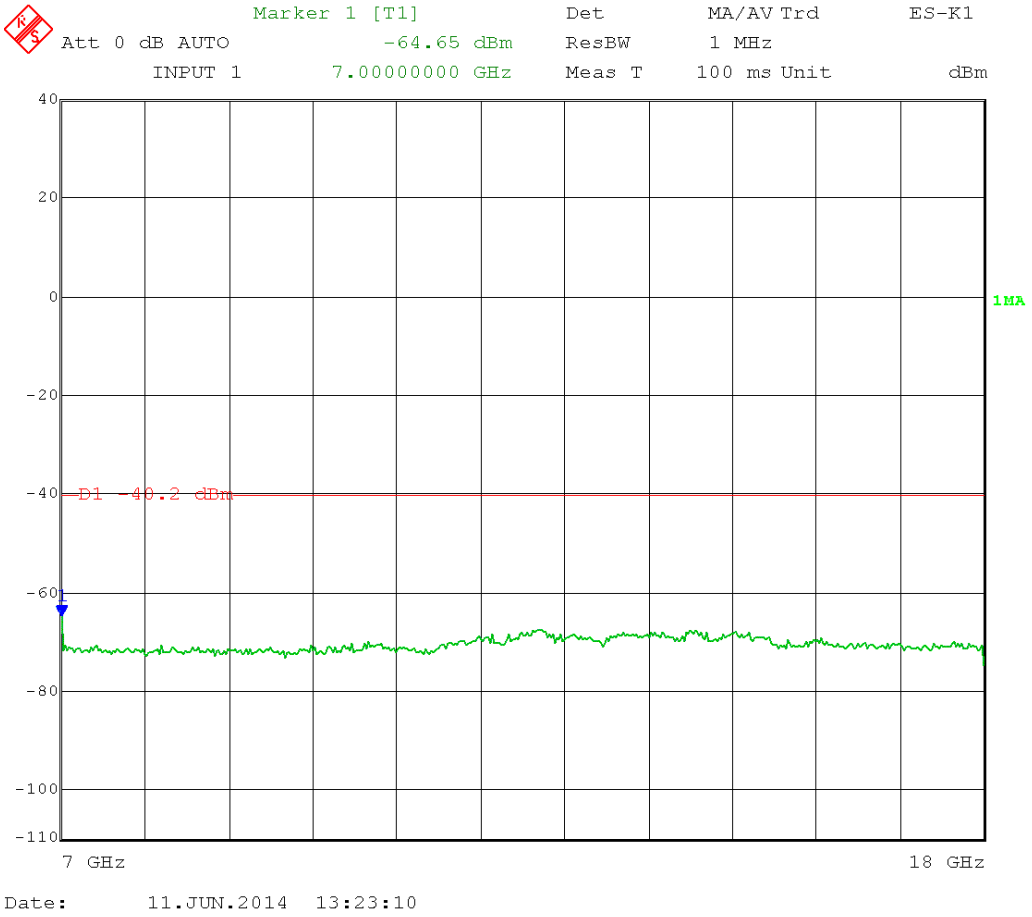

Test Date: 06-12-2014
Company: Cambium Networks
EUT: ePMP 5.1 AP UNII
Test: Maximum Unwanted Emission Levels - Conducted
Operator: Craig B / Paul L
Comment: Detector Bandwidth = 1 MHz
Detector = RMS
High Channel Transmit = 5.230 GHz 40 MHz BW
Output Power Setting: 13.5
Channel 0
Frequency Range: 18 – 26.5 GHz

Per 789033 D02 General UNII Test Procedures DR02-41759, section II.G.2.(c): "an out-of-band emission that complies with both the average and peak limits of 15.209 is not required to satisfy the -27 dBm/MHz or -17 dBm/MHz maximum emission limit."

15.209 Average limit: 54 dBµV/m @ 3 meters
RF conducted limit: 54 dBµV/m -95.2 (3 meters) – 3 dB (MIMO) – 16 dBi antenna gain = -60.2 dBm Average

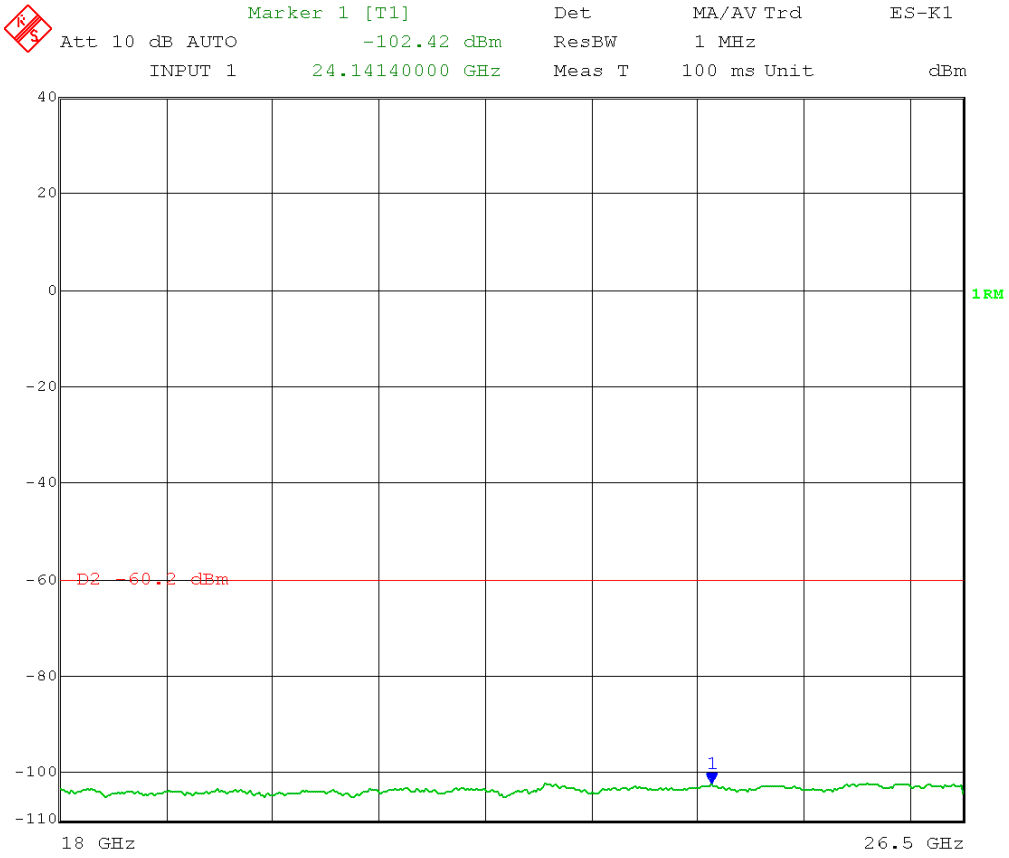

Date: 12.JUN.2014 14:58:39

Test Date: 06-12-2014
Company: Cambium Networks
EUT: ePMP 5.1 AP UNII
Test: Maximum Unwanted Emission Levels - Conducted
Operator: Craig B / Paul L
Comment: Detector Bandwidth = 1 MHz
Detector = Peak
High Channel Transmit = 5.230 GHz 40 MHz BW
Output Power Setting: 13.5
Channel 0
Frequency Range: 18 – 26.5 GHz

Per 789033 D02 General UNII Test Procedures DR02-41759, section II.G.2.(c): "an out-of-band emission that complies with both the average and peak limits of 15.209 is not required to satisfy the -27 dBm/MHz or -17 dBm/MHz maximum emission limit."

15.209 Peak limit: 74 dBµV/m @ 3 meters
RF conducted limit: 74 dBµV/m -95.2 (3 meters) – 3 dB (MIMO) – 16 dBi antenna gain = -40.2 dBm Peak

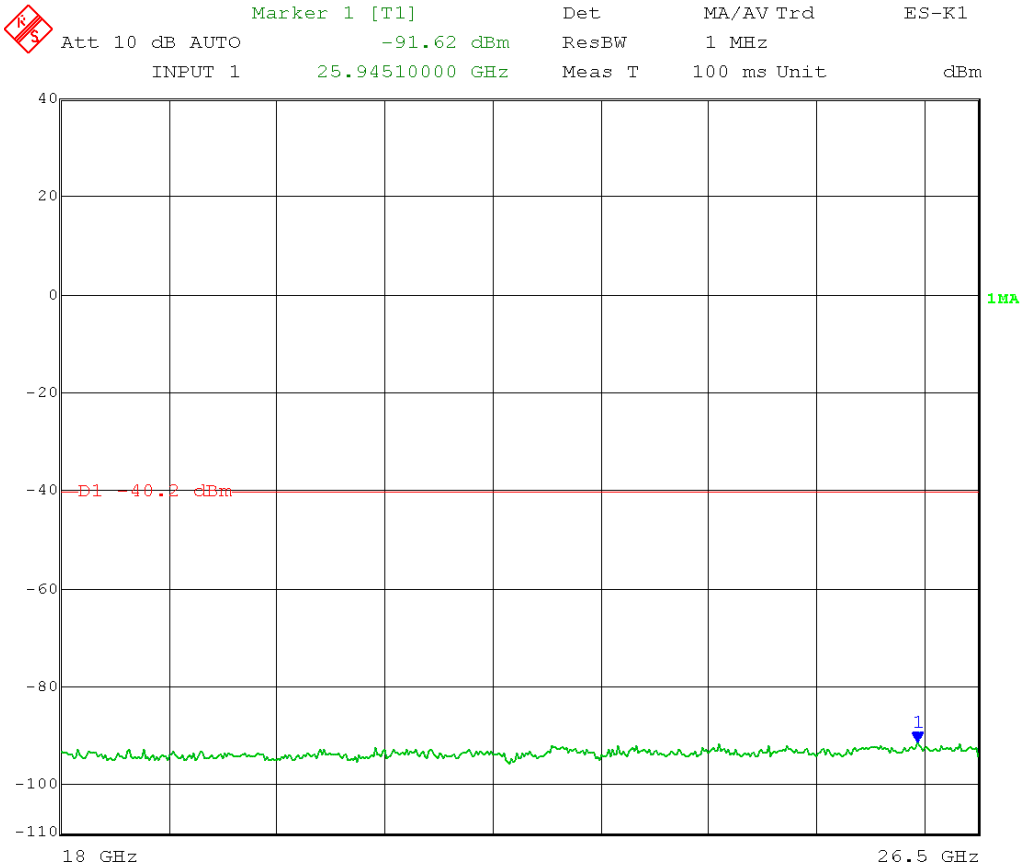

Date: 12.JUN.2014 14:59:43

Test Date: 06-12-2014
Company: Cambium Networks
EUT: ePMP 5.1 AP UNII
Test: Maximum Unwanted Emission Levels - Conducted
Operator: Craig B / Paul L
Comment: Detector Bandwidth = 1 MHz
Detector = RMS
High Channel Transmit = 5.230 GHz 40 MHz BW
Output Power Setting: 13.5
Channel 0
Frequency Range: 26.5 – 40 GHz

Per 789033 D02 General UNII Test Procedures DR02-41759, section II.G.2.(c): "an out-of-band emission that complies with both the average and peak limits of 15.209 is not required to satisfy the -27 dBm/MHz or -17 dBm/MHz maximum emission limit."

15.209 Average limit: 54 dBµV/m @ 3 meters
RF conducted limit: 54 dBµV/m -95.2 (3 meters) – 3 dB (MIMO) – 16 dBi antenna gain = -60.2 dBm Average

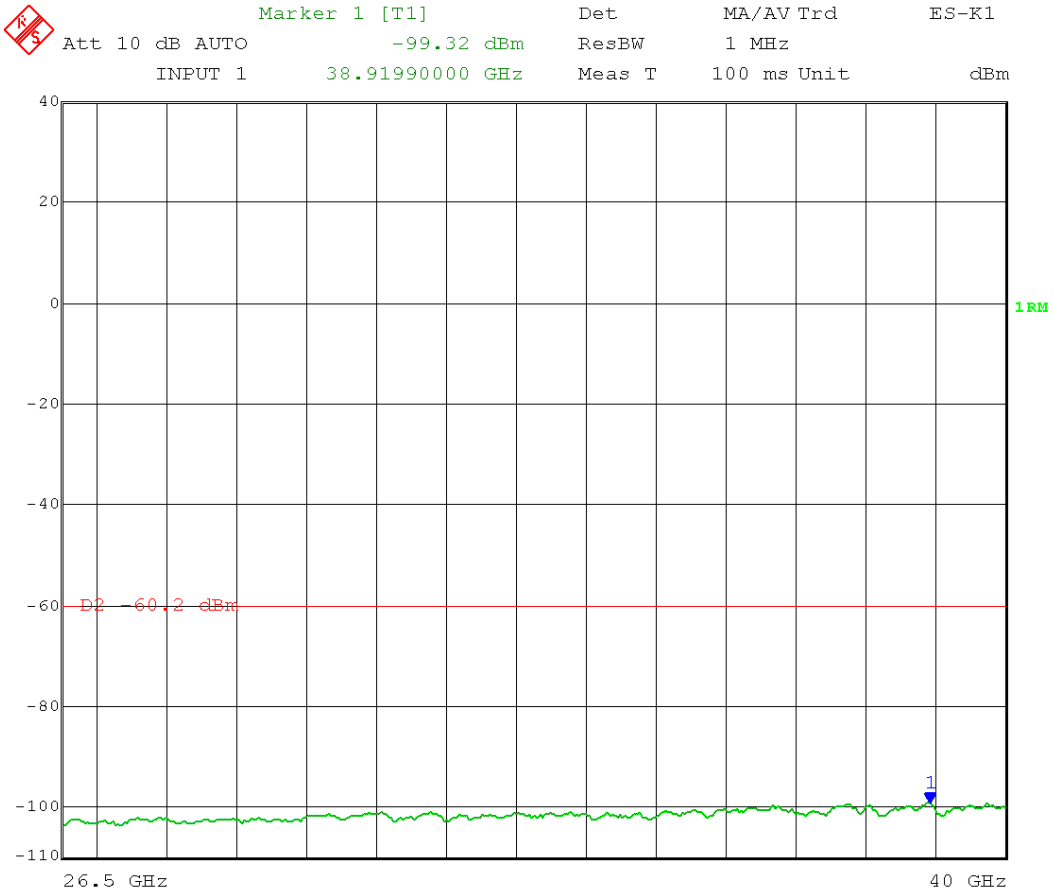

Date: 12.JUN.2014 15:17:50

Test Date: 06-12-2014
Company: Cambium Networks
EUT: ePMP 5.1 AP UNII
Test: Maximum Unwanted Emission Levels - Conducted
Operator: Craig B / Paul L
Comment: Detector Bandwidth = 1 MHz
Detector = Peak
High Channel Transmit = 5.230 GHz 40 MHz BW
Output Power Setting: 13.5
Channel 0
Frequency Range: 26.5 – 40 GHz

Per 789033 D02 General UNII Test Procedures DR02-41759, section II.G.2.(c): "an out-of-band emission that complies with both the average and peak limits of 15.209 is not required to satisfy the -27 dBm/MHz or -17 dBm/MHz maximum emission limit."

15.209 Peak limit: 74 dBµV/m @ 3 meters
RF conducted limit: 74 dBµV/m -95.2 (3 meters) – 3 dB (MIMO) – 16 dBi antenna gain = -40.2 dBm Peak

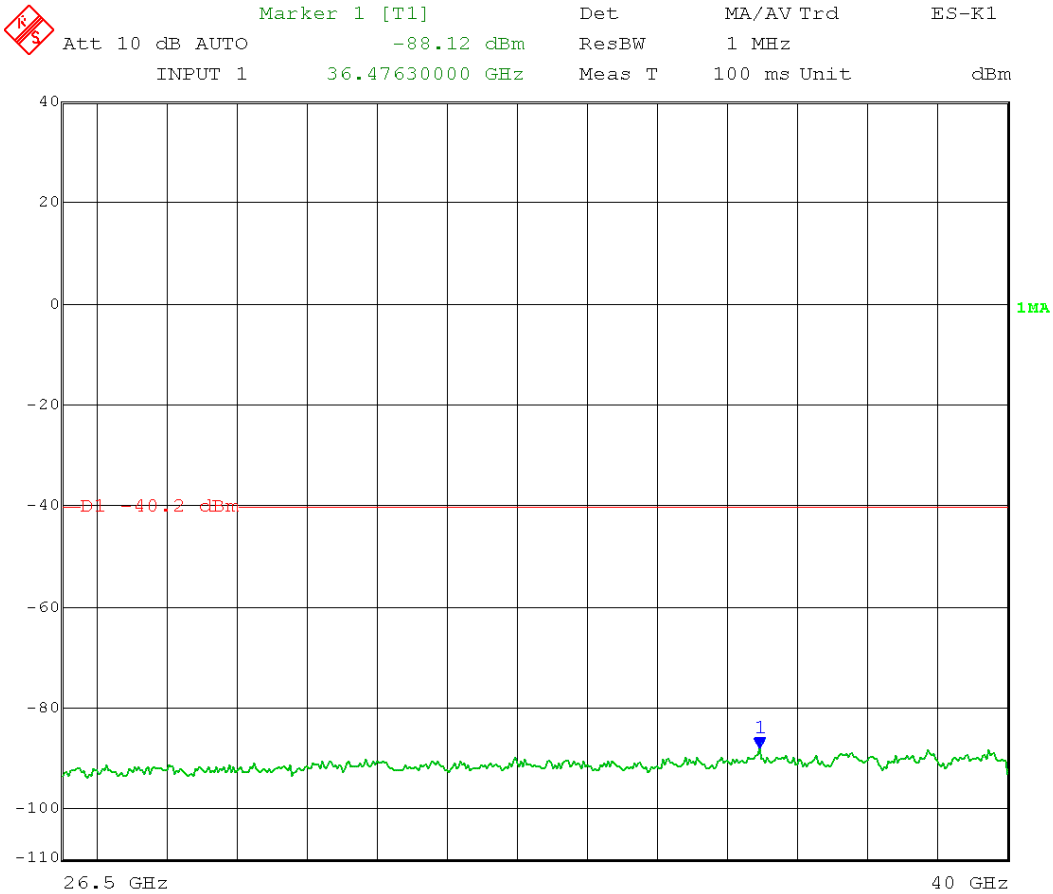

Date: 12.JUN.2014 15:19:13

Test Date: 06-11-2014
Company: Cambium Networks
EUT: ePMP 5.1 AP UNII
Test: Maximum Unwanted Emission Levels - Conducted
Operator: Craig B / Paul L
Comment: Detector Bandwidth = 120 kHz
Detector = Peak
Low Channel Transmit = 5.190 GHz 40 MHz BW
Output power setting: 2.0
Channel 0
Frequency Range 30 MHz – 88 MHz

Per 789033 D02 General UNII Test Procedures DR02-41759, section II.G.2.(c): "an out-of-band emission that complies with both the average and peak limits of 15.209 is not required to satisfy the -27 dBm/MHz or -17 dBm/MHz maximum emission limit."

15.209 Limit 30-88 MHz: 40 dBµV/m @ 3 meters
RF conducted limit: 40 dBµV/m -95.2 (3 meters) – 4.7 (ground plane) – 3dB (MIMO) – 23 dBi antenna gain = -85.9 dBm Quasi-Peak

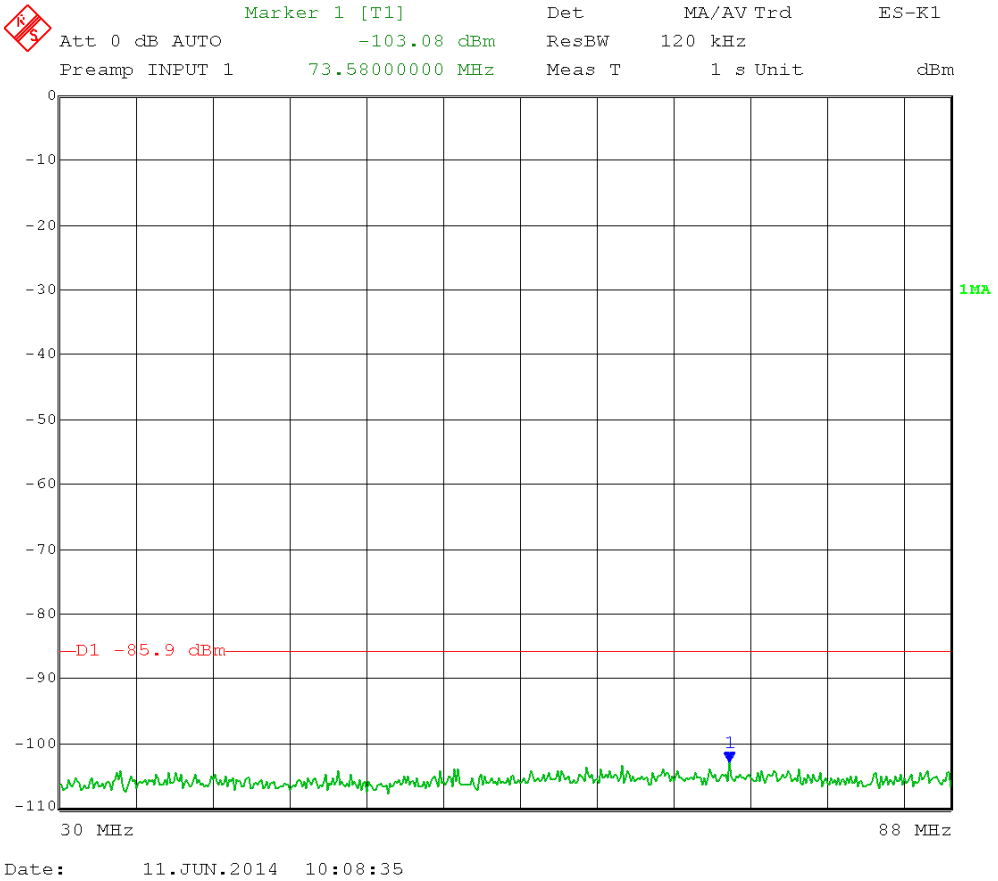

Test Date: 06-11-2014
Company: Cambium Networks
EUT: ePMP 5.1 AP UNII
Test: Maximum Unwanted Emission Levels - Conducted
Operator: Craig B / Paul L
Comment: Detector Bandwidth = 120 kHz
Detector = Peak
Low Channel Transmit = 5.190 GHz 40 MHz BW
Output power setting: 2.0
Channel 0
Frequency Range 88 MHz – 216 MHz

Per 789033 D02 General UNII Test Procedures DR02-41759, section II.G.2.(c): "an out-of-band emission that complies with both the average and peak limits of 15.209 is not required to satisfy the -27 dBm/MHz or -17 dBm/MHz maximum emission limit."

15.209 Limit 88-216 MHz: 43.5 dBµV/m @ 3 meters
RF conducted limit: 43.5 dBµV/m -95.2 (3 meters) – 4.7 (ground plane) – 3dB (MIMO) – 23 dBi antenna gain = -82.4 dBm Quasi-Peak

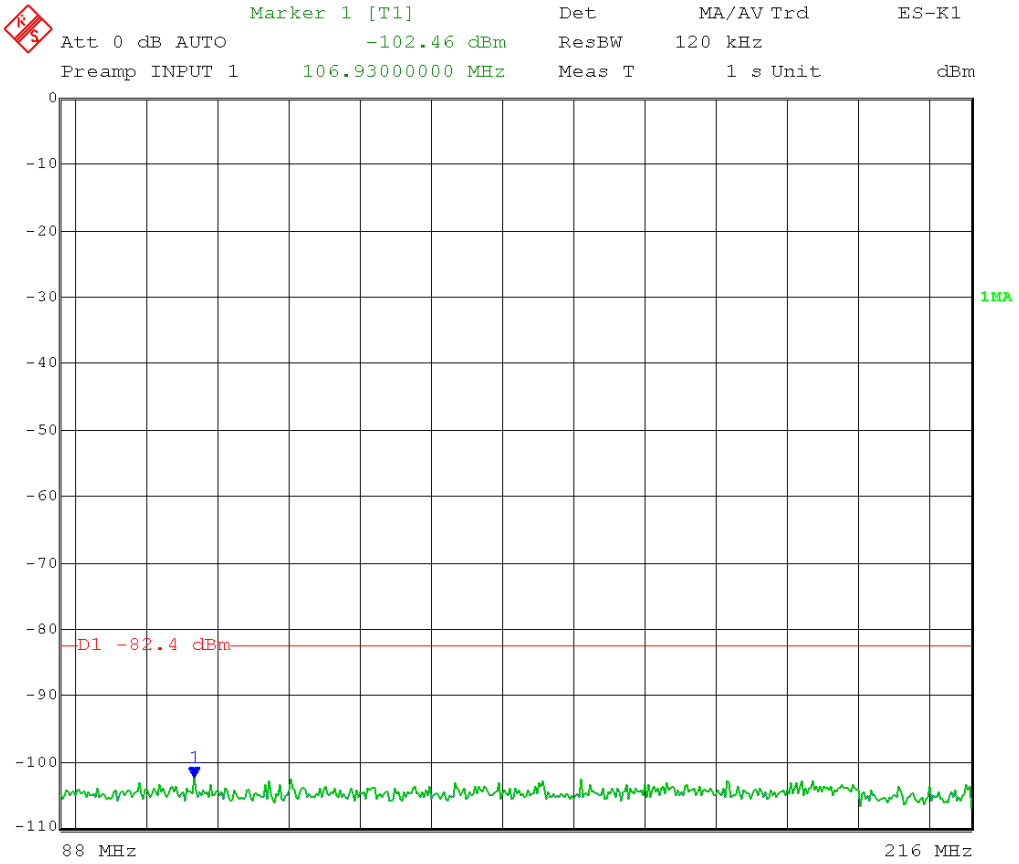

Date: 11.JUN.2014 10:09:49

Test Date: 06-11-2014
Company: Cambium Networks
EUT: ePMP 5.1 AP UNII
Test: Maximum Unwanted Emission Levels - Conducted
Operator: Craig B / Paul L
Comment: Detector Bandwidth = 120 kHz
Detector = Peak
Low Channel Transmit = 5.190 GHz 40 MHz BW
Output power setting: 2.0
Channel 0
Frequency Range: 216 MHz – 960 MHz

Per 789033 D02 General UNII Test Procedures DR02-41759, section II.G.2.(c): "an out-of-band emission that complies with both the average and peak limits of 15.209 is not required to satisfy the -27 dBm/MHz or -17 dBm/MHz maximum emission limit."

15.209 Limit 216-960 MHz: 46 dBµV/m @ 3 meters
RF conducted limit: 46 dBµV/m -95.2 (3 meters) – 4.7 (ground plane) – 3dB (MIMO) – 23 dBi antenna gain = -79.9 dBm Quasi-Peak

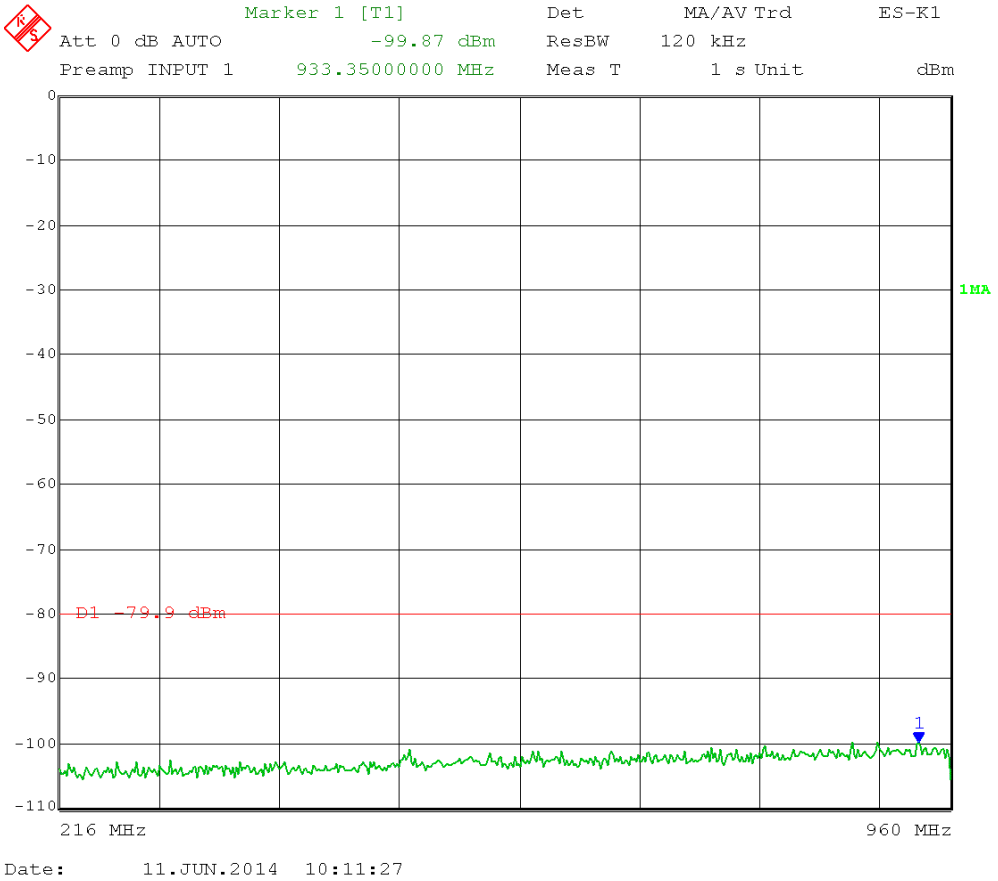

Test Date: 06-11-2014
Company: Cambium Networks
EUT: ePMP 5.1 AP UNII
Test: Maximum Unwanted Emission Levels - Conducted
Operator: Craig B / Paul L
Comment: Detector Bandwidth = 120 kHz
Detector = Peak
Low Channel Transmit = 5.190 GHz 40 MHz BW
Output power setting: 2.0
Channel 0
Frequency Range: 960 MHz – 1000 MHz

Per 789033 D02 General UNII Test Procedures DR02-41759, section II.G.2.(c): "an out-of-band emission that complies with both the average and peak limits of 15.209 is not required to satisfy the -27 dBm/MHz or -17 dBm/MHz maximum emission limit."

15.209 Limit 960-1000 MHz: 54 dBµV/m @ 3 meters
RF conducted limit: 54 dBµV/m -95.2 (3 meters) – 4.7 (ground plane) – 3dB (MIMO) – 23 dBi antenna gain = -71.9 dBm Quasi-Peak

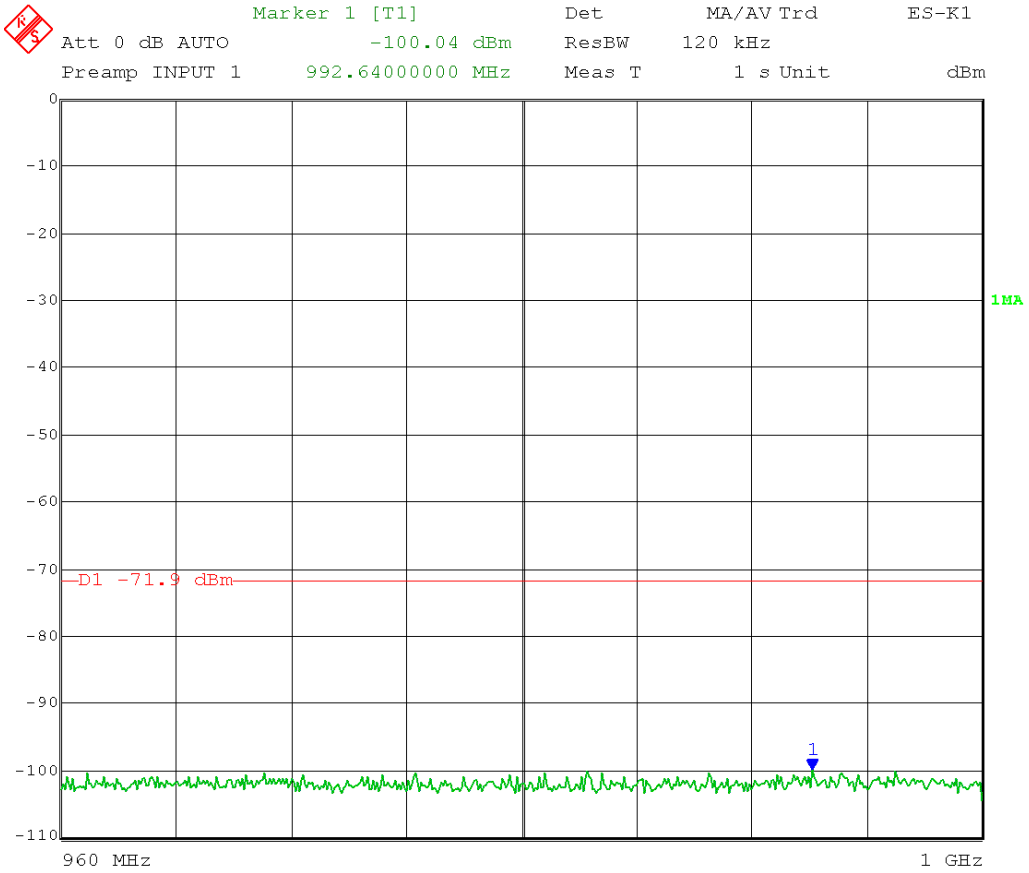

Date: 11.JUN.2014 10:12:33

Test Date: 06-11-2014
Company: Cambium Networks
EUT: ePMP 5.1 AP UNII
Test: Maximum Unwanted Emission Levels - Conducted
Operator: Craig B / Paul L
Comment: Detector Bandwidth = 1 MHz
Detector = RMS
Low Channel Transmit = 5.190 GHz 40 MHz BW
Output power setting: 2.0
Channel 0
Frequency Range: 1 – 4.5 GHz

Per 789033 D02 General UNII Test Procedures DR02-41759, section II.G.2.(c): "an out-of-band emission that complies with both the average and peak limits of 15.209 is not required to satisfy the -27 dBm/MHz or -17 dBm/MHz maximum emission limit."

15.209 Average limit: 54 dBµV/m @ 3 meters
RF conducted limit: 54 dBµV/m -95.2 (3 meters) – 3 dB (MIMO) – 23 dBi antenna gain = -67.2 dBm Average

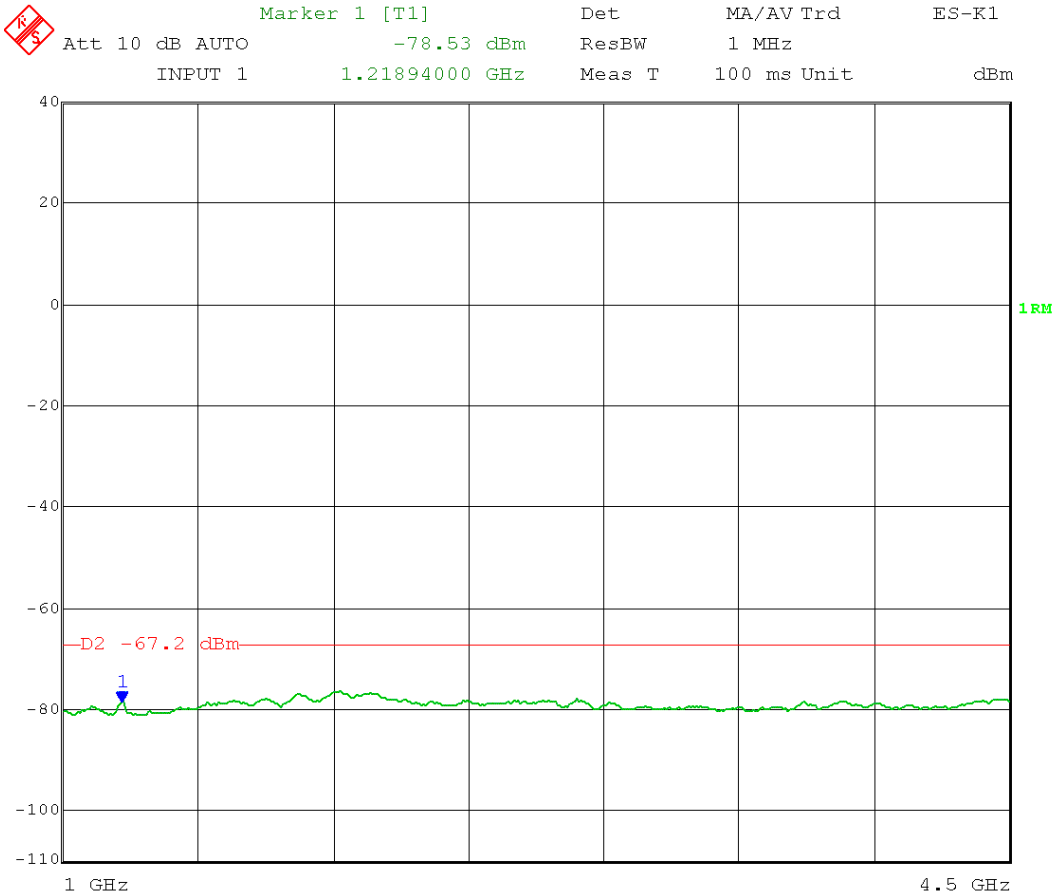

Date: 11.JUN.2014 14:24:21

Test Date: 06-11-2014
Company: Cambium Networks
EUT: ePMP 5.1 AP UNII
Test: Maximum Unwanted Emission Levels - Conducted
Operator: Craig B / Paul L
Comment: Detector Bandwidth = 1 MHz
Detector = Peak
Low Channel Transmit = 5.190 GHz 40 MHz BW
Output power setting: 2.0
Channel 0
Frequency Range: 1 – 4.5 GHz

Per 789033 D02 General UNII Test Procedures DR02-41759, section II.G.2.(c): "an out-of-band emission that complies with both the average and peak limits of 15.209 is not required to satisfy the -27 dBm/MHz or -17 dBm/MHz maximum emission limit."

15.209 Peak limit: 74 dBµV/m @ 3 meters
RF conducted limit: 74 dBµV/m -95.2 (3 meters) – 3 dB (MIMO) – 23 dBi antenna gain = -47.2 dBm Peak

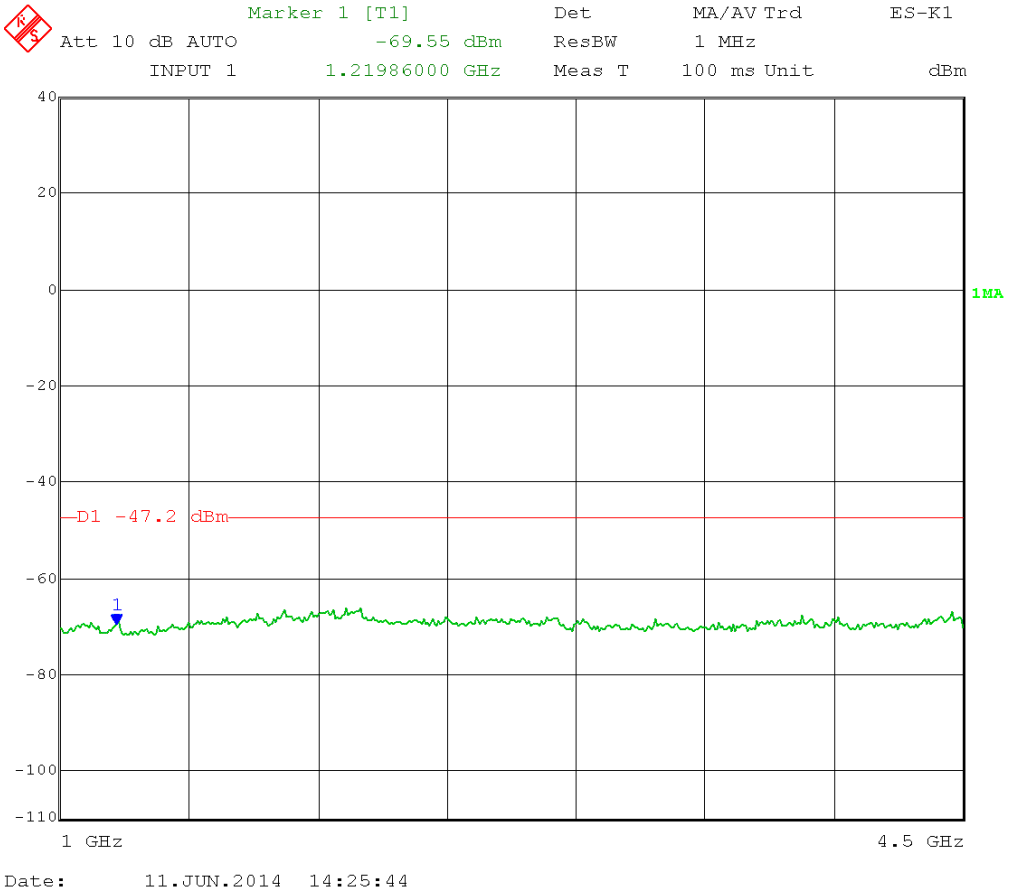

Test Date: 06-11-2014
Company: Cambium Networks
EUT: ePMP 5.1 AP UNII
Test: Maximum Unwanted Emission Levels - Conducted
Operator: Craig B / Paul L
Comment: Detector Bandwidth = 1 MHz
Detector = RMS
Low Channel Transmit = 5.190 GHz 40 MHz BW
Output power setting: 2.0
Channel 0
Frequency Range: 5.46 – 7 GHz

Per 789033 D02 General UNII Test Procedures DR02-41759, section II.G.2.(c): "an out-of-band emission that complies with both the average and peak limits of 15.209 is not required to satisfy the -27 dBm/MHz or -17 dBm/MHz maximum emission limit."

15.209 Average limit: 54 dBµV/m @ 3 meters
RF conducted limit: 54 dBµV/m -95.2 (3 meters) – 3 dB (MIMO) – 23 dBi antenna gain = -67.2 dBm Average
NOTE: emissions shown are NOT in a restricted band; see next page for measurement of these emissions.

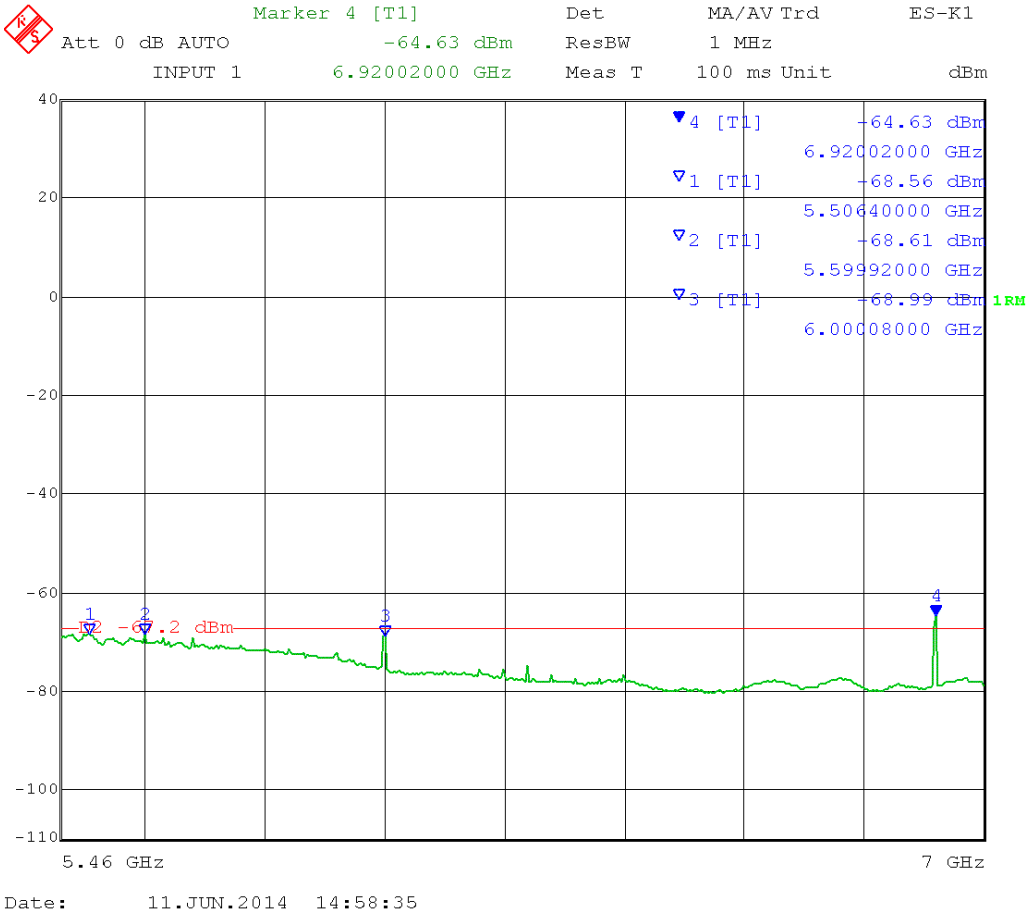

Date: 11.JUN.2014 14:58:35

Test Date: 06-11-2014
Company: Cambium Networks
EUT: ePMP 5.1 AP UNII
Test: Maximum Unwanted Emission Levels - Conducted
Operator: Craig B / Paul L
Comment: Detector Bandwidth = 1 MHz
Detector = Peak
Low Channel Transmit = 5.190 GHz 40 MHz BW
Output power setting: 2.0
Channel 0
Frequency Range: 5.46 – 7 GHz

Per 789033 D02 General UNII Test Procedures DR02-41759, section II.G.2.(c): "an out-of-band emission that complies with both the average and peak limits of 15.209 is not required to satisfy the -27 dBm/MHz or -17 dBm/MHz maximum emission limit."

NOTE: Emissions are not in restricted band.

Non-restricted band RF conducted limit: -27 dBm/MHz – 3 dB (MIMO) – 23 dBi antenna gain = -53 dBm/MHz Peak

Also, see next page for compliance to limit corrected for 30 dBi antenna.

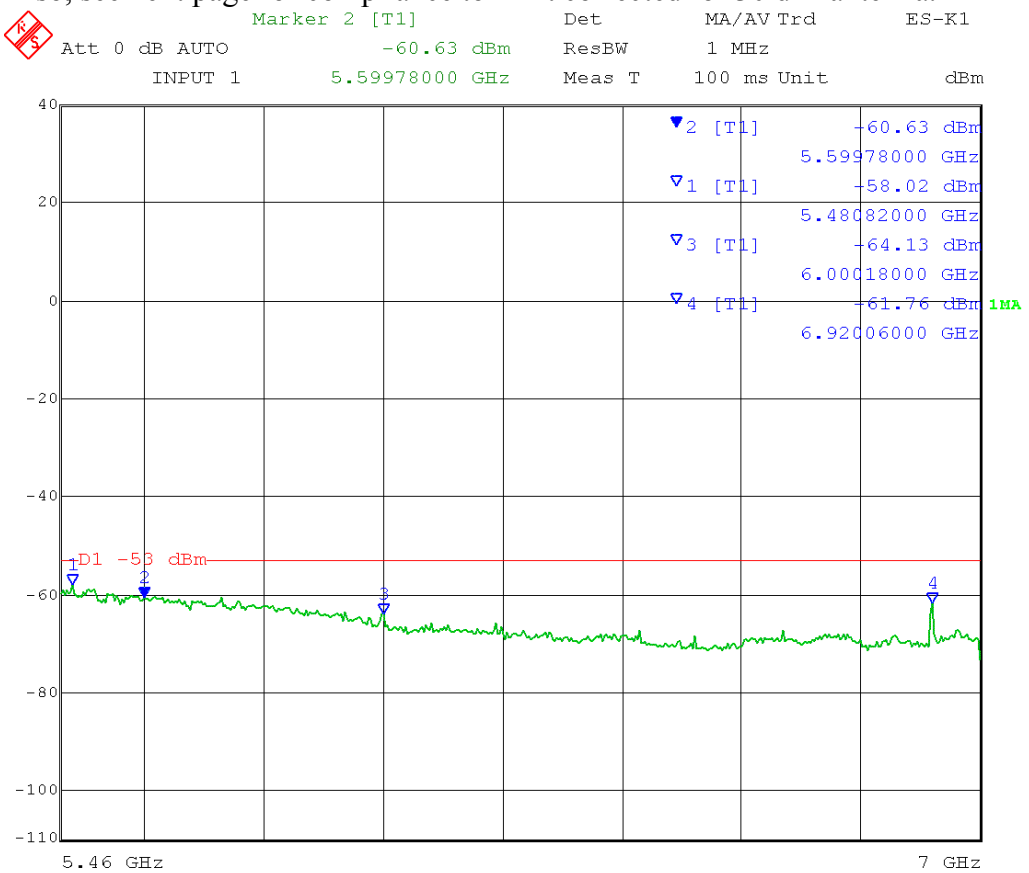

Date: 11.JUN.2014 14:59:58

Test Date: 06-11-2014
Company: Cambium Networks
EUT: ePMP 5.1 AP UNII
Test: Maximum Unwanted Emission Levels - Conducted
Operator: Craig B / Paul L
Comment: Detector Bandwidth = 1 MHz
Detector = Peak
Low Channel Transmit = 5.190 GHz 40 MHz BW
Output power setting: 2.5 – 10 dB external atten. = -7.5
Channel 0
Frequency Range: 5.46 – 7 GHz

Per 789033 D02 General UNII Test Procedures DR02-41759, section II.G.2.(c): "an out-of-band emission that complies with both the average and peak limits of 15.209 is not required to satisfy the -27 dBm/MHz or -17 dBm/MHz maximum emission limit."

NOTE: Emissions are not in restricted band.

Non-restricted band RF conducted limit: -27 dBm/MHz – 3 dB (MIMO) – 30 dBi antenna gain = -60 dBm/MHz Peak

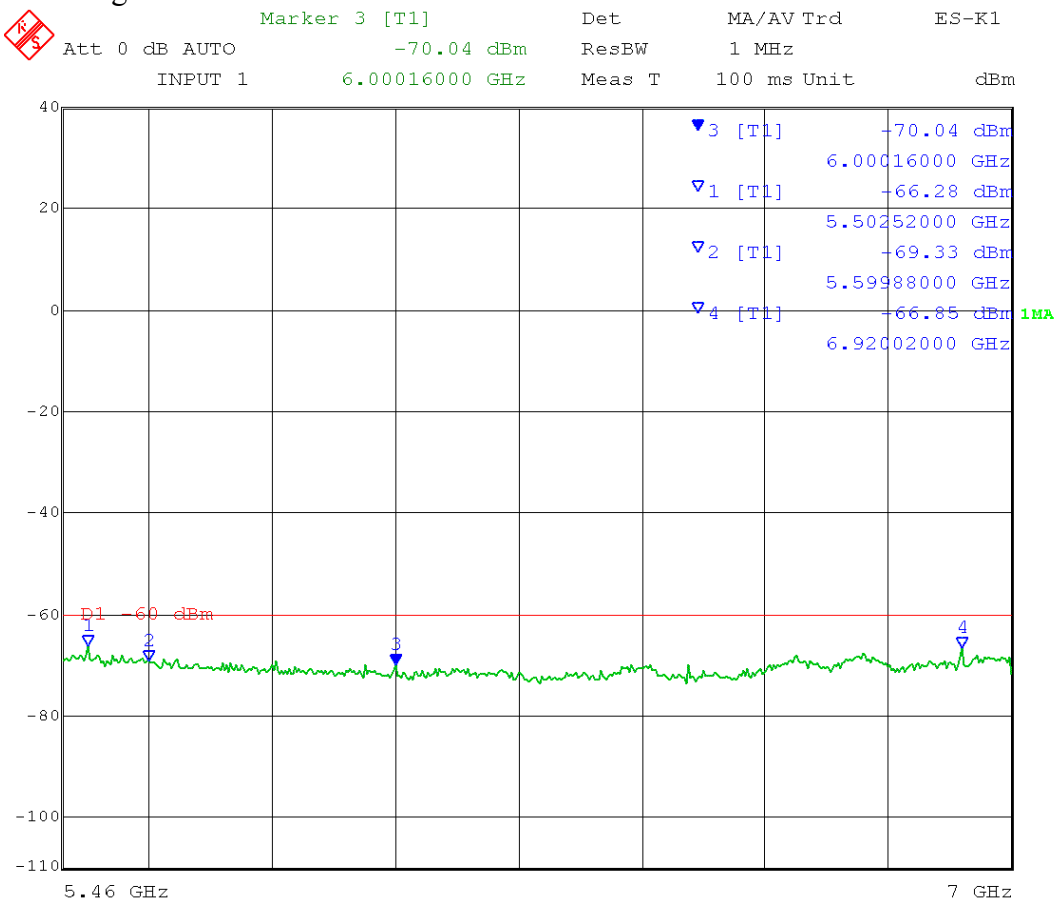

Date: 11.JUN.2014 15:04:56

Test Date: 06-11-2014
Company: Cambium Networks
EUT: ePMP 5.1 AP UNII
Test: Maximum Unwanted Emission Levels - Conducted
Operator: Craig B / Paul L
Comment: Detector Bandwidth = 1 MHz
Detector = RMS
Low Channel Transmit = 5.190 GHz 40 MHz BW
Output power setting: 2.0
Channel 0
Frequency Range: 7 – 18 GHz

Per 789033 D02 General UNII Test Procedures DR02-41759, section II.G.2.(c): "an out-of-band emission that complies with both the average and peak limits of 15.209 is not required to satisfy the -27 dBm/MHz or -17 dBm/MHz maximum emission limit."

15.209 Average limit: 54 dBµV/m @ 3 meters
RF conducted limit: 54 dBµV/m -95.2 (3 meters) – 3 dB (MIMO) – 23 dBi antenna gain = -67.2 dBm Average

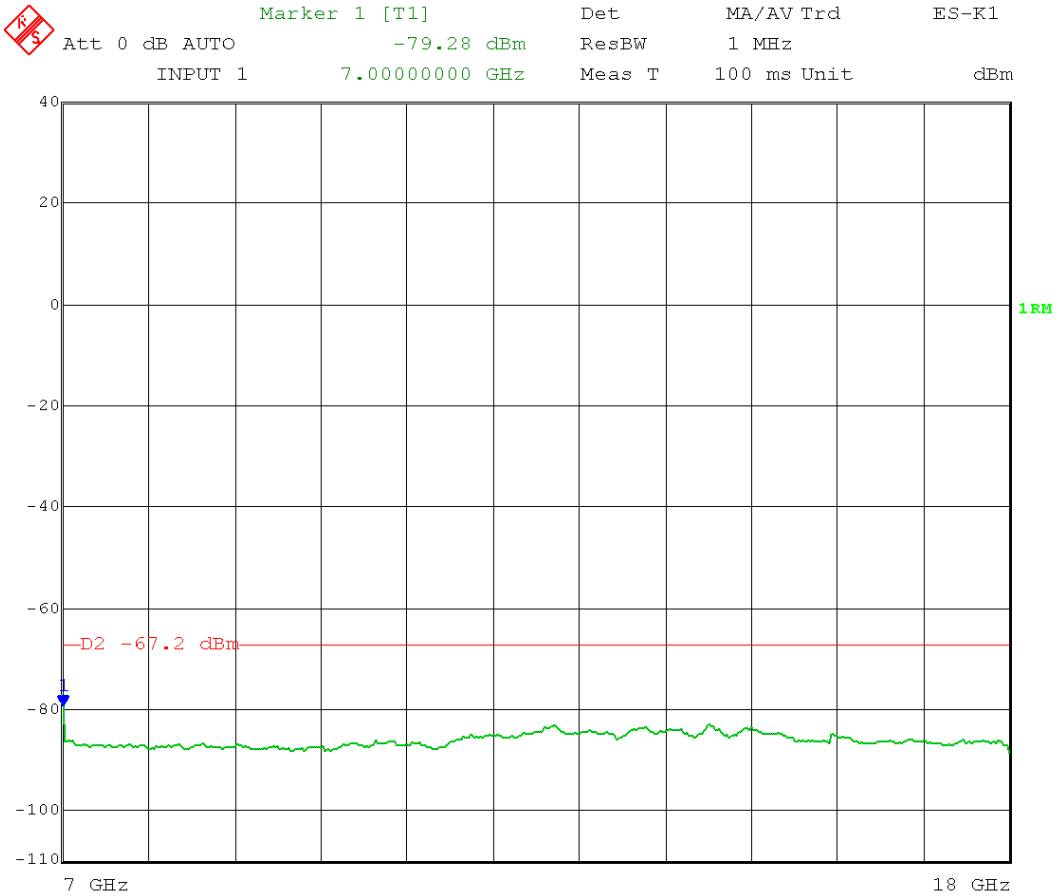

Date: 11.JUN.2014 15:19:57

Test Date: 06-11-2014
Company: Cambium Networks
EUT: ePMP 5.1 AP UNII
Test: Maximum Unwanted Emission Levels - Conducted
Operator: Craig B / Paul L
Comment: Detector Bandwidth = 1 MHz
Detector = Peak
Low Channel Transmit = 5.190 GHz 40 MHz BW
Output power setting: 2.0
Channel 0
Frequency Range: 7 – 18 GHz

Per 789033 D02 General UNII Test Procedures DR02-41759, section II.G.2.(c): "an out-of-band emission that complies with both the average and peak limits of 15.209 is not required to satisfy the -27 dBm/MHz or -17 dBm/MHz maximum emission limit."

15.209 Peak limit: 74 dBµV/m @ 3 meters
RF conducted limit: 74 dBµV/m -95.2 (3 meters) – 3 dB (MIMO) – 23dBi antenna gain = -47.2 dBm Peak

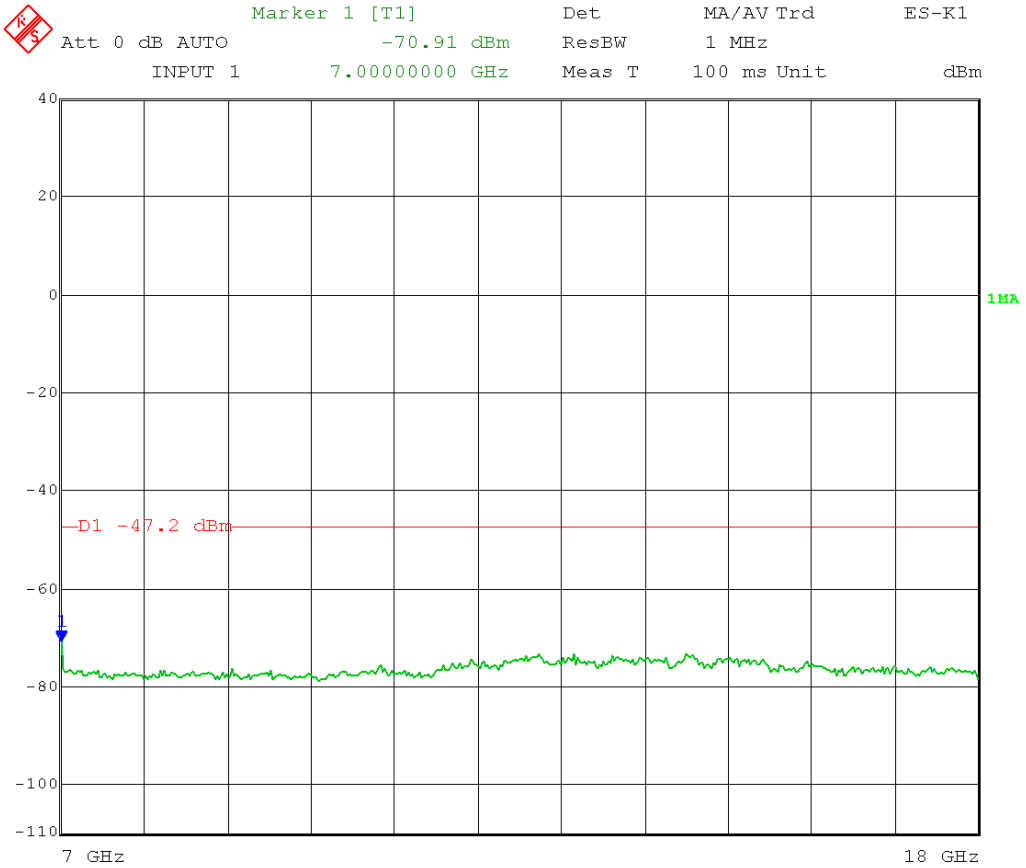

Date: 11.JUN.2014 15:21:35

Test Date: 06-12-2014
Company: Cambium Networks
EUT: ePMP 5.1 AP UNII
Test: Maximum Unwanted Emission Levels - Conducted
Operator: Craig B / Paul L
Comment: Detector Bandwidth = 1 MHz
Detector = RMS
Low Channel Transmit = 5.190 GHz 40 MHz BW
Output power setting: 2.0
Channel 0
Frequency Range: 18 – 26.5 GHz

Per 789033 D02 General UNII Test Procedures DR02-41759, section II.G.2.(c): "an out-of-band emission that complies with both the average and peak limits of 15.209 is not required to satisfy the -27 dBm/MHz or -17 dBm/MHz maximum emission limit."

15.209 Average limit: 54 dBµV/m @ 3 meters
RF conducted limit: 54 dBµV/m -95.2 (3 meters) – 3 dB (MIMO) – 23 dBi antenna gain = -67.2 dBm Average

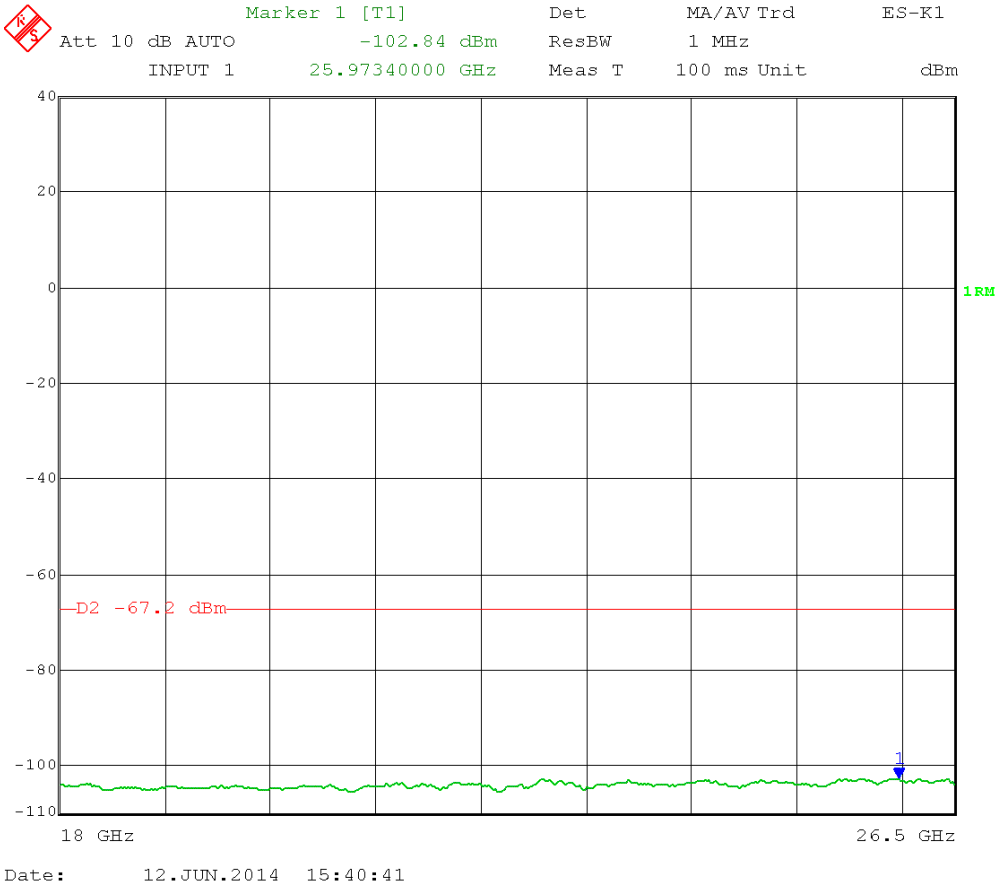

Test Date: 06-12-2014
Company: Cambium Networks
EUT: ePMP 5.1 AP UNII
Test: Maximum Unwanted Emission Levels - Conducted
Operator: Craig B / Paul L
Comment: Detector Bandwidth = 1 MHz
Detector = Peak
Low Channel Transmit = 5.190 GHz 40 MHz BW
Output power setting: 2.0
Channel 0
Frequency Range: 18 – 26.5 GHz

Per 789033 D02 General UNII Test Procedures DR02-41759, section II.G.2.(c): "an out-of-band emission that complies with both the average and peak limits of 15.209 is not required to satisfy the -27 dBm/MHz or -17 dBm/MHz maximum emission limit."

15.209 Peak limit: 74 dBµV/m @ 3 meters
RF conducted limit: 74 dBµV/m -95.2 (3 meters) – 3 dB (MIMO) – 23dBi antenna gain = -47.2 dBm Peak

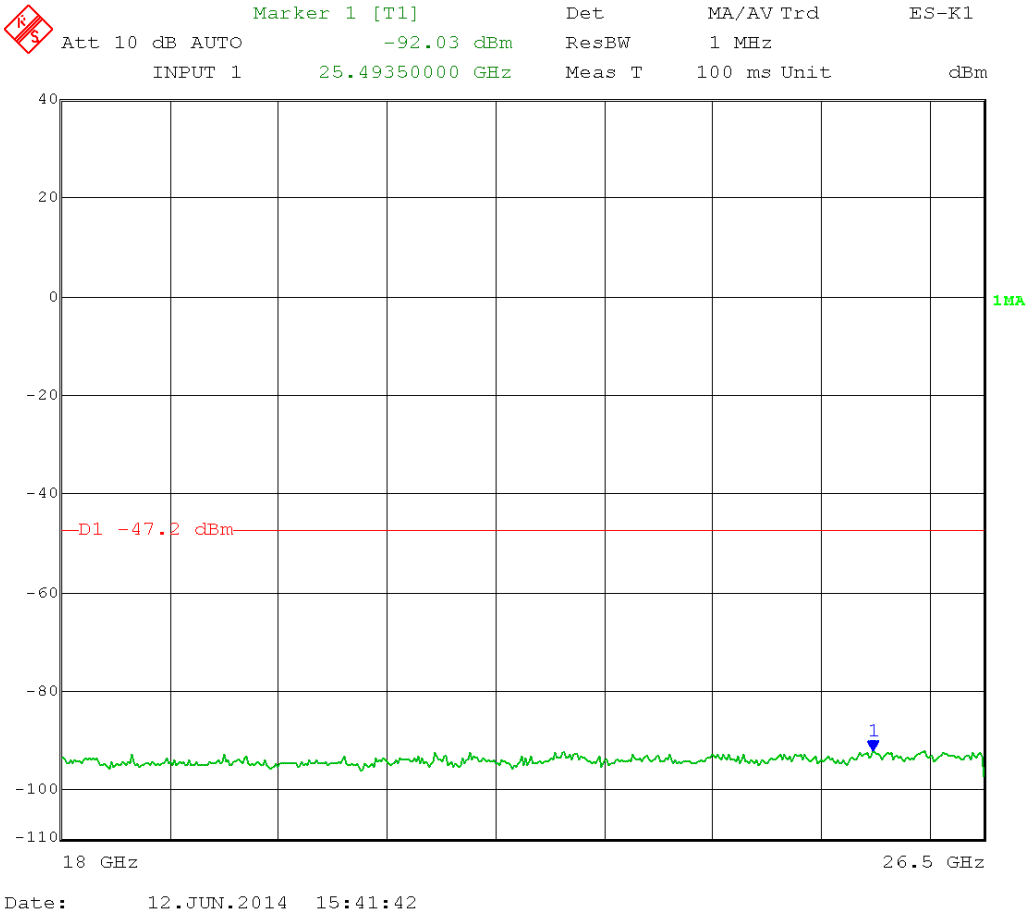

Test Date: 06-12-2014
Company: Cambium Networks
EUT: ePMP 5.1 AP UNII
Test: Maximum Unwanted Emission Levels - Conducted
Operator: Craig B / Paul L
Comment: Detector Bandwidth = 1 MHz
Detector = RMS
Low Channel Transmit = 5.190 GHz 40 MHz BW
Output power setting: 2.0
Channel 0
Frequency Range: 26.5 – 40 GHz

Per 789033 D02 General UNII Test Procedures DR02-41759, section II.G.2.(c): "an out-of-band emission that complies with both the average and peak limits of 15.209 is not required to satisfy the -27 dBm/MHz or -17 dBm/MHz maximum emission limit."

15.209 Average limit: 54 dBµV/m @ 3 meters
RF conducted limit: 54 dBµV/m -95.2 (3 meters) – 3 dB (MIMO) – 23 dBi antenna gain = -67.2 dBm Average

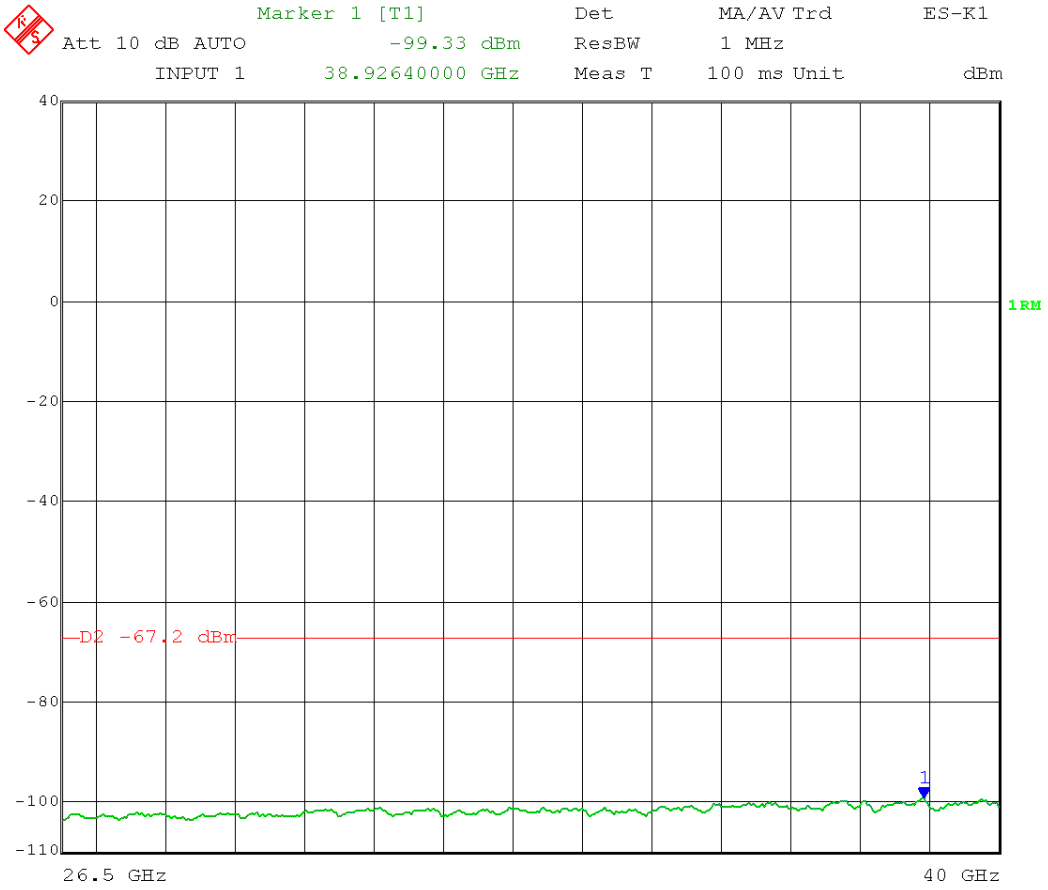

Date: 12.JUN.2014 15:46:19

Test Date: 06-12-2014
Company: Cambium Networks
EUT: ePMP 5.1 AP UNII
Test: Maximum Unwanted Emission Levels - Conducted
Operator: Craig B / Paul L
Comment: Detector Bandwidth = 1 MHz
Detector = Peak
Low Channel Transmit = 5.190 GHz 40 MHz BW
Output power setting: 2.0
Channel 0
Frequency Range: 26.5 – 40 GHz

Per 789033 D02 General UNII Test Procedures DR02-41759, section II.G.2.(c): "an out-of-band emission that complies with both the average and peak limits of 15.209 is not required to satisfy the -27 dBm/MHz or -17 dBm/MHz maximum emission limit."

15.209 Peak limit: 74 dBµV/m @ 3 meters
RF conducted limit: 74 dBµV/m -95.2 (3 meters) – 3 dB (MIMO) – 23 dBi antenna gain = -47.2 dBm Peak

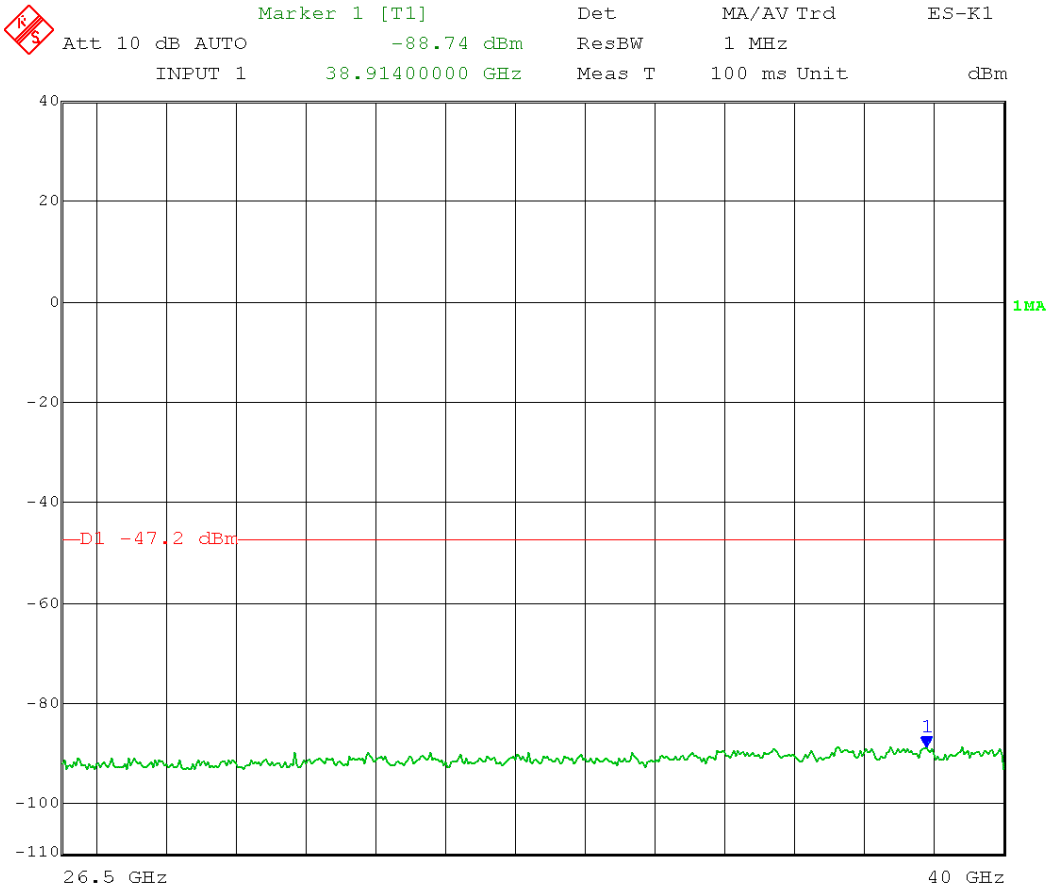

Date: 12.JUN.2014 15:44:56

Test Date: 06-11-2014
Company: Cambium Networks
EUT: ePMP 5.1 AP UNII
Test: Maximum Unwanted Emission Levels - Conducted
Operator: Craig B / Paul L
Comment: Detector Bandwidth = 120 kHz
Detector = Peak
Mid Channel Transmit = 5.200 GHz 40 MHz BW
Output power setting: 4.5
Channel 0
Frequency Range 30 MHz – 88 MHz

Per 789033 D02 General UNII Test Procedures DR02-41759, section II.G.2.(c): "an out-of-band emission that complies with both the average and peak limits of 15.209 is not required to satisfy the -27 dBm/MHz or -17 dBm/MHz maximum emission limit."

15.209 Limit 30-88 MHz: 40 dBµV/m @ 3 meters
RF conducted limit: 40 dBµV/m -95.2 (3 meters) – 4.7 (ground plane) – 3dB (MIMO) – 23 dBi antenna gain = -85.9 dBm Quasi-Peak

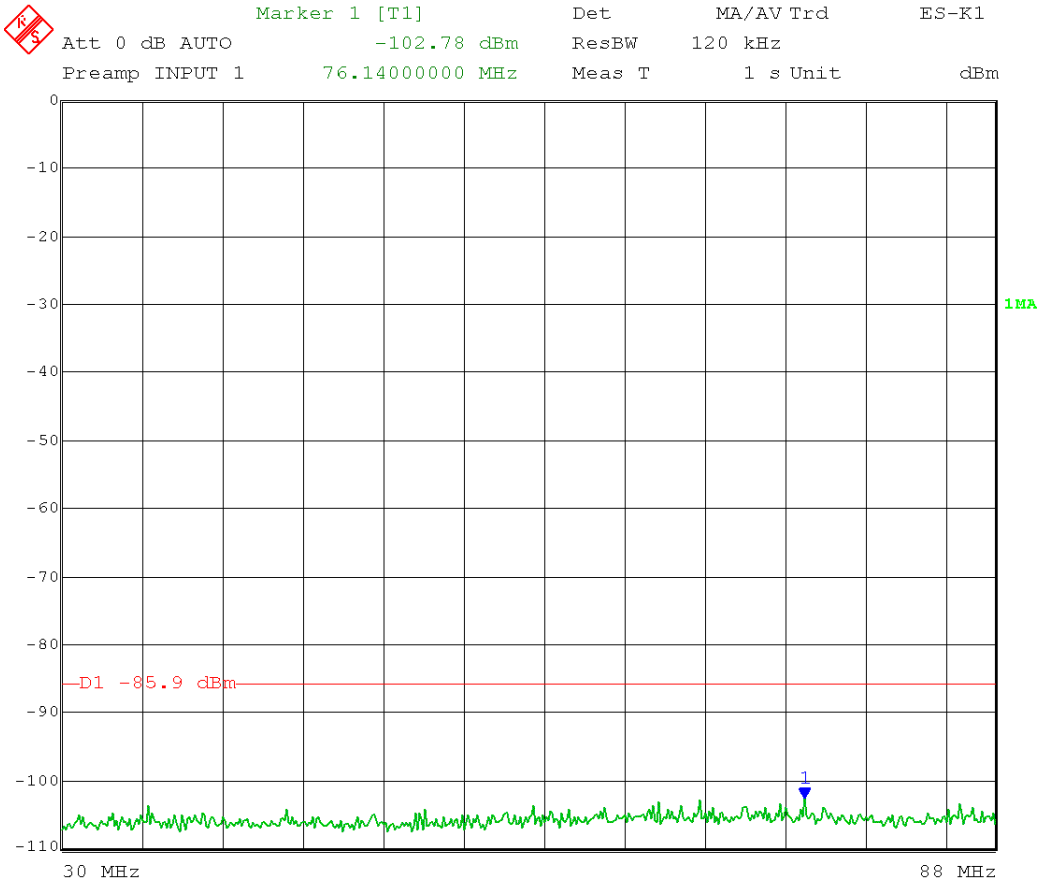

Date: 11.JUN.2014 10:15:14

Test Date: 06-11-2014
Company: Cambium Networks
EUT: ePMP 5.1 AP UNII
Test: Maximum Unwanted Emission Levels - Conducted
Operator: Craig B / Paul L
Comment: Detector Bandwidth = 120 kHz
Detector = Peak
Mid Channel Transmit = 5.200 GHz 40 MHz BW
Output power setting: 4.5
Channel 0
Frequency Range 88 MHz – 216 MHz

Per 789033 D02 General UNII Test Procedures DR02-41759, section II.G.2.(c): "an out-of-band emission that complies with both the average and peak limits of 15.209 is not required to satisfy the -27 dBm/MHz or -17 dBm/MHz maximum emission limit."

15.209 Limit 88-216 MHz: 43.5 dBµV/m @ 3 meters
RF conducted limit: 43.5 dBµV/m -95.2 (3 meters) – 4.7 (ground plane) – 3dB (MIMO) – 23 dBi antenna gain = -82.4 dBm Quasi-Peak

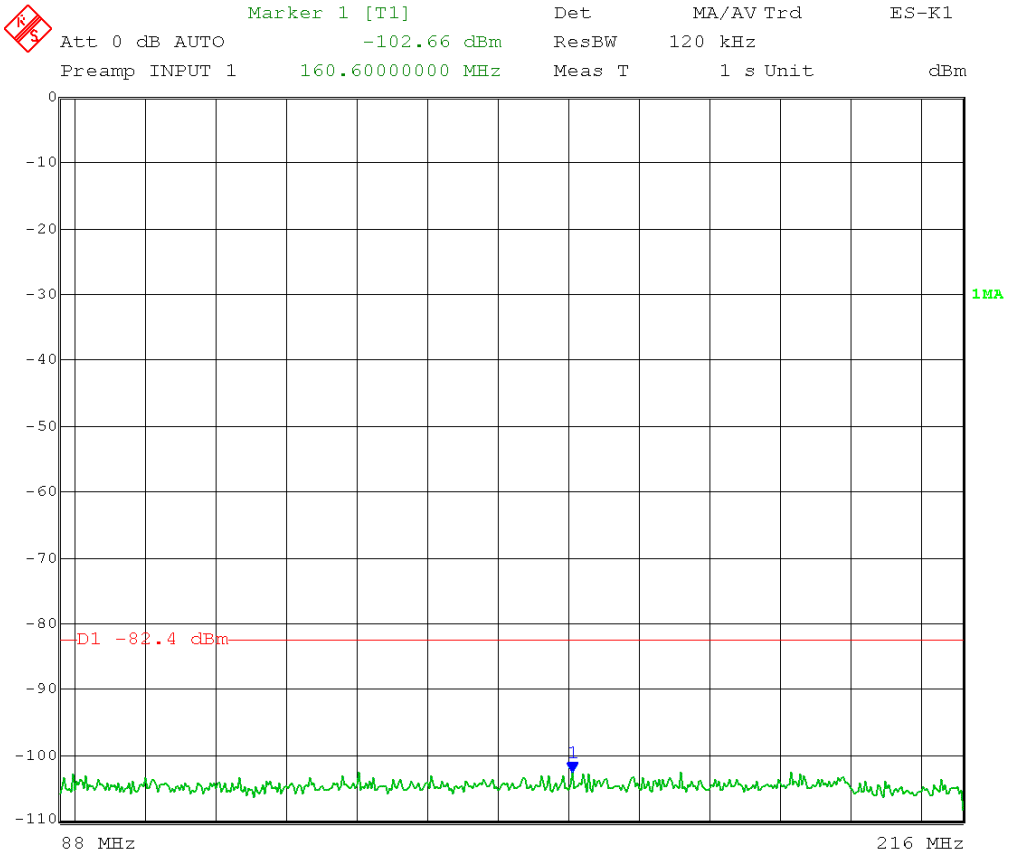

Date: 11.JUN.2014 10:17:01

Test Date: 06-11-2014
Company: Cambium Networks
EUT: ePMP 5.1 AP UNII
Test: Maximum Unwanted Emission Levels - Conducted
Operator: Craig B / Paul L
Comment: Detector Bandwidth = 120 kHz
Detector = Peak
Mid Channel Transmit = 5.200 GHz 40 MHz BW
Output power setting: 4.5
Channel 0
Frequency Range: 216 MHz – 960 MHz

Per 789033 D02 General UNII Test Procedures DR02-41759, section II.G.2.(c): "an out-of-band emission that complies with both the average and peak limits of 15.209 is not required to satisfy the -27 dBm/MHz or -17 dBm/MHz maximum emission limit."

15.209 Limit 216-960 MHz: 46 dBµV/m @ 3 meters
RF conducted limit: 46 dBµV/m -95.2 (3 meters) – 4.7 (ground plane) – 3dB (MIMO) – 23 dBi antenna gain = -79.9 dBm Quasi-Peak

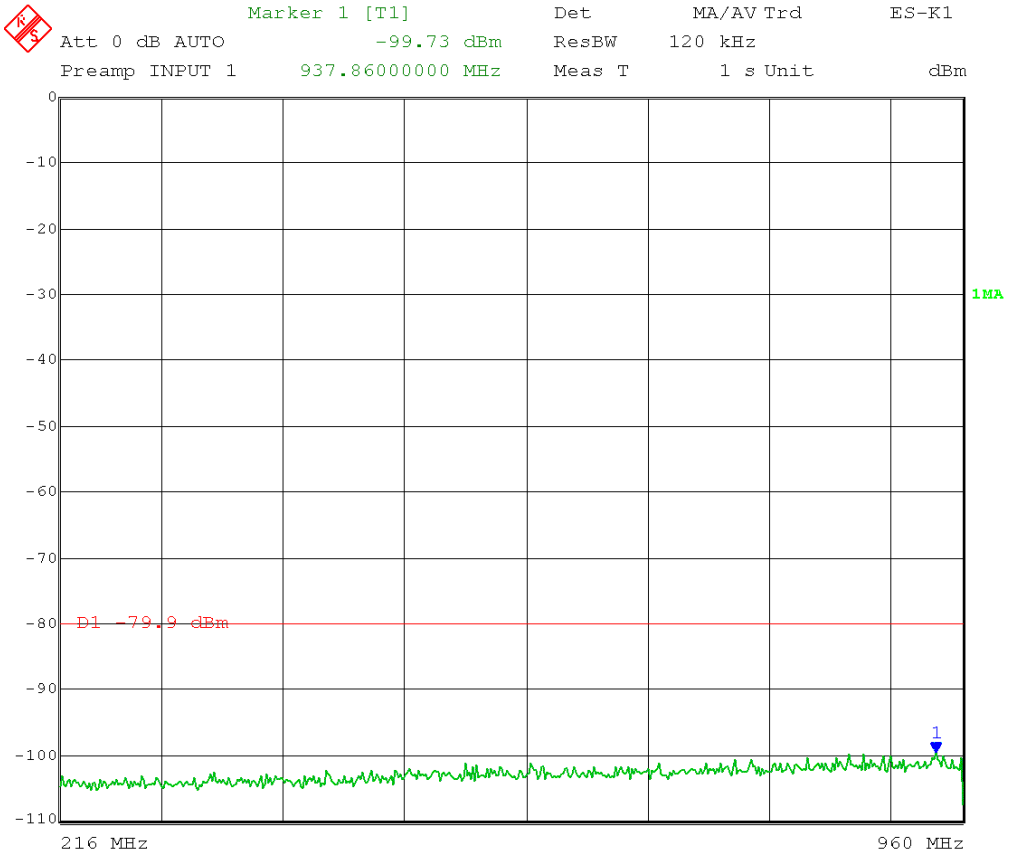

Date: 11.JUN.2014 10:19:00

Test Date: 06-11-2014
Company: Cambium Networks
EUT: ePMP 5.1 AP UNII
Test: Maximum Unwanted Emission Levels - Conducted
Operator: Craig B / Paul L
Comment: Detector Bandwidth = 120 kHz
Detector = Peak
Mid Channel Transmit = 5.200 GHz 40 MHz BW
Output power setting: 4.5
Channel 0
Frequency Range: 960 MHz – 1000 MHz

Per 789033 D02 General UNII Test Procedures DR02-41759, section II.G.2.(c): "an out-of-band emission that complies with both the average and peak limits of 15.209 is not required to satisfy the -27 dBm/MHz or -17 dBm/MHz maximum emission limit."

15.209 Limit 960-1000 MHz: 54 dBµV/m @ 3 meters
RF conducted limit: 54 dBµV/m -95.2 (3 meters) – 4.7 (ground plane) – 3dB (MIMO) – 23 dBi antenna gain = -71.9 dBm Quasi-Peak

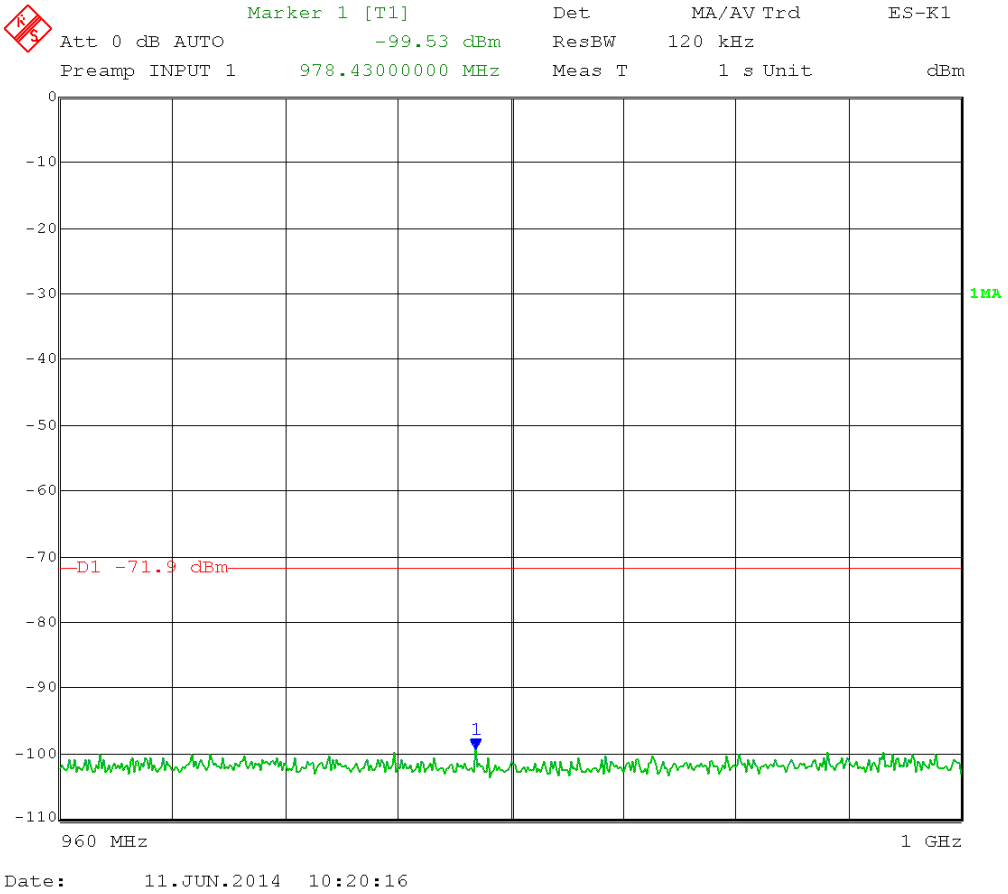

Test Date: 06-11-2014
Company: Cambium Networks
EUT: ePMP 5.1 AP UNII
Test: Maximum Unwanted Emission Levels - Conducted
Operator: Craig B / Paul L
Comment: Detector Bandwidth = 1 MHz
Detector = RMS
Mid Channel Transmit = 5.200 GHz 40 MHz BW
Output power setting: 4.5
Channel 0
Frequency Range: 1 – 4.5 GHz

Per 789033 D02 General UNII Test Procedures DR02-41759, section II.G.2.(c): "an out-of-band emission that complies with both the average and peak limits of 15.209 is not required to satisfy the -27 dBm/MHz or -17 dBm/MHz maximum emission limit."

15.209 Average limit: 54 dBµV/m @ 3 meters
RF conducted limit: 54 dBµV/m -95.2 (3 meters) – 3 dB (MIMO) – 23 dBi antenna gain = -67.2 dBm Average

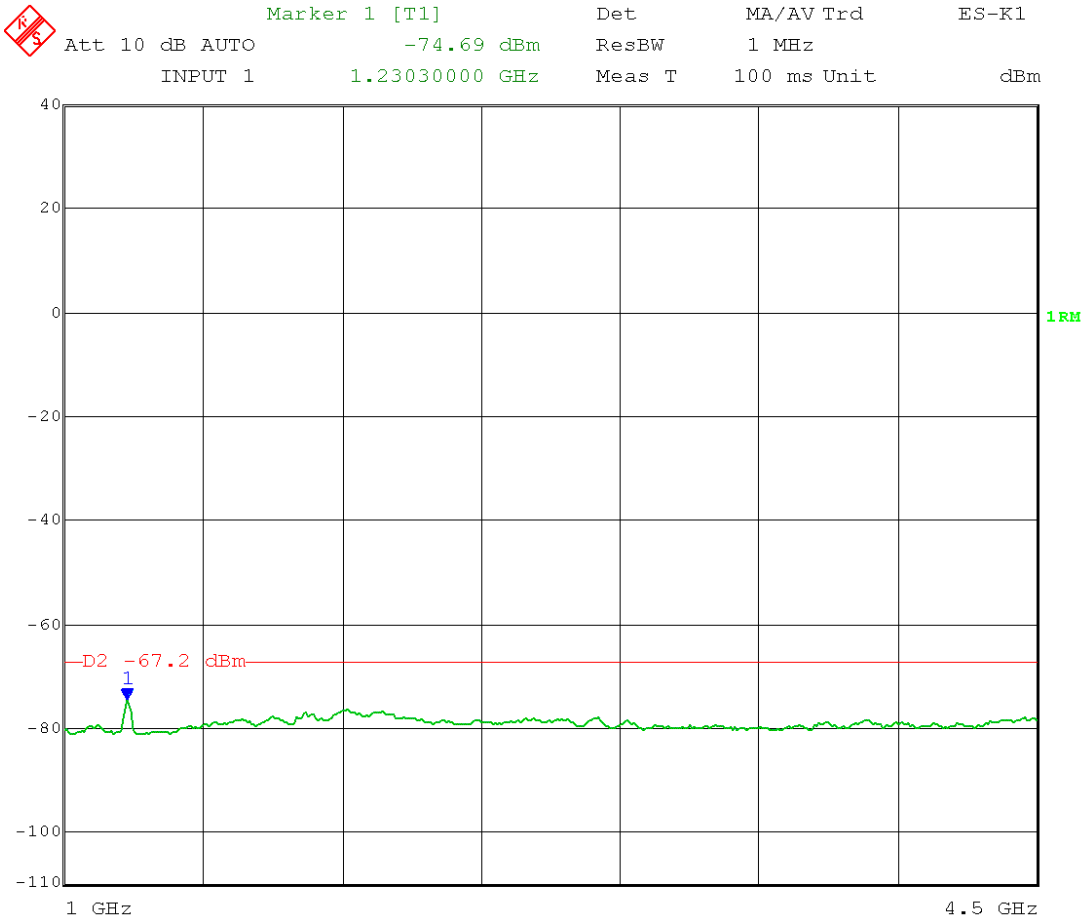

Date: 11.JUN.2014 14:13:52

Test Date: 06-11-2014
Company: Cambium Networks
EUT: ePMP 5.1 AP UNII
Test: Maximum Unwanted Emission Levels - Conducted
Operator: Craig B / Paul L
Comment: Detector Bandwidth = 1 MHz
Detector = Peak
Mid Channel Transmit = 5.200 GHz 40 MHz BW
Output power setting: 4.5
Channel 0
Frequency Range: 1 – 4.5 GHz

Per 789033 D02 General UNII Test Procedures DR02-41759, section II.G.2.(c): "an out-of-band emission that complies with both the average and peak limits of 15.209 is not required to satisfy the -27 dBm/MHz or -17 dBm/MHz maximum emission limit."

15.209 Peak limit: 74 dBµV/m @ 3 meters
RF conducted limit: 74 dBµV/m -95.2 (3 meters) – 3 dB (MIMO) – 23 dBi antenna gain = -47.2 dBm Peak

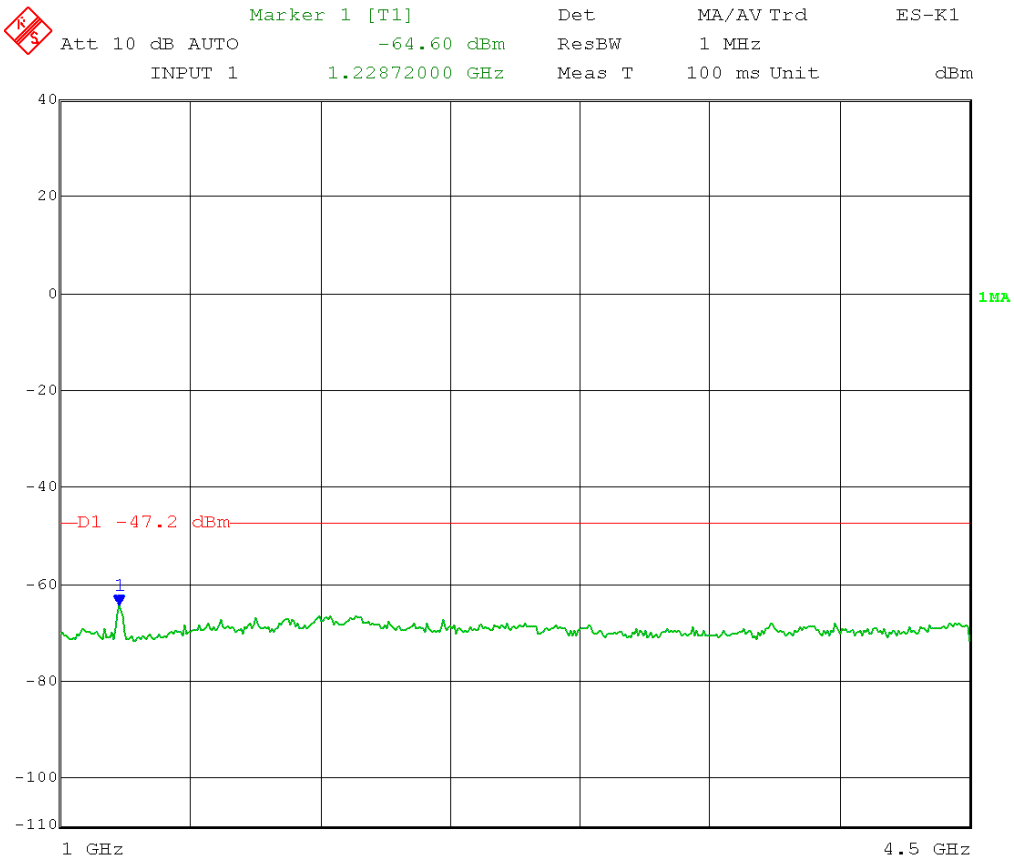

Date: 11.JUN.2014 14:16:28

Test Date: 06-11-2014
Company: Cambium Networks
EUT: ePMP 5.1 AP UNII
Test: Maximum Unwanted Emission Levels - Conducted
Operator: Craig B / Paul L
Comment: Detector Bandwidth = 1 MHz
Detector = RMS
Mid Channel Transmit = 5.200 GHz 40 MHz BW
Output power setting: 4.5
Channel 0
Frequency Range: 5.46 – 7 GHz

Per 789033 D02 General UNII Test Procedures DR02-41759, section II.G.2.(c): "an out-of-band emission that complies with both the average and peak limits of 15.209 is not required to satisfy the -27 dBm/MHz or -17 dBm/MHz maximum emission limit."

15.209 Average limit: 54 dBµV/m @ 3 meters
RF conducted limit: 54 dBµV/m -95.2 (3 meters) – 3 dB (MIMO) – 23 dBi antenna gain = -67.2 dBm Average
NOTE: emissions shown are NOT in a restricted band; see next page for measurement of these emissions.

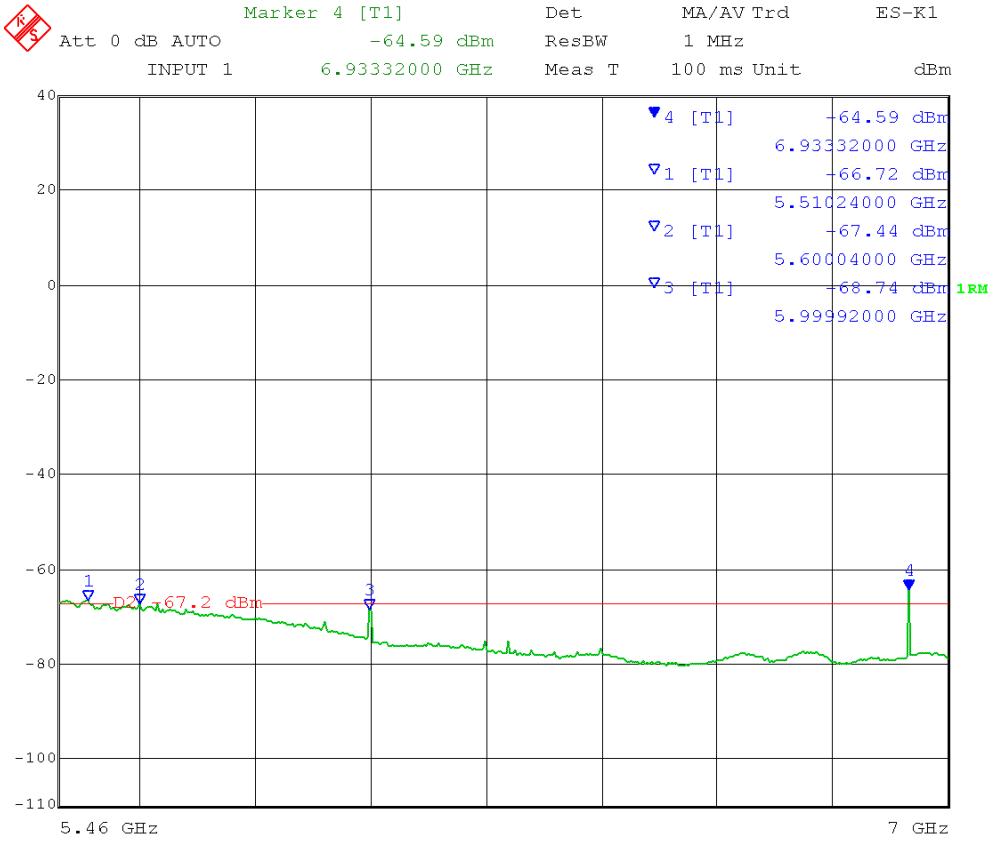

Date: 11.JUN.2014 14:47:51

Test Date: 06-11-2014
Company: Cambium Networks
EUT: ePMP 5.1 AP UNII
Test: Maximum Unwanted Emission Levels - Conducted
Operator: Craig B / Paul L
Comment: Detector Bandwidth = 1 MHz
Detector = Peak
Mid Channel Transmit = 5.200 GHz 40 MHz BW
Output power setting: 4.5
Channel 0
Frequency Range: 5.46 – 7 GHz

Per 789033 D02 General UNII Test Procedures DR02-41759, section II.G.2.(c): "an out-of-band emission that complies with both the average and peak limits of 15.209 is not required to satisfy the -27 dBm/MHz or -17 dBm/MHz maximum emission limit."

NOTE: Emissions are not in restricted band.

Non-restricted band RF conducted limit: -27 dBm/MHz – 3 dB (MIMO) – 23 dBi antenna gain = -53 dBm/MHz Peak

Also, see next page for compliance to limit corrected for 30 dBi antenna.

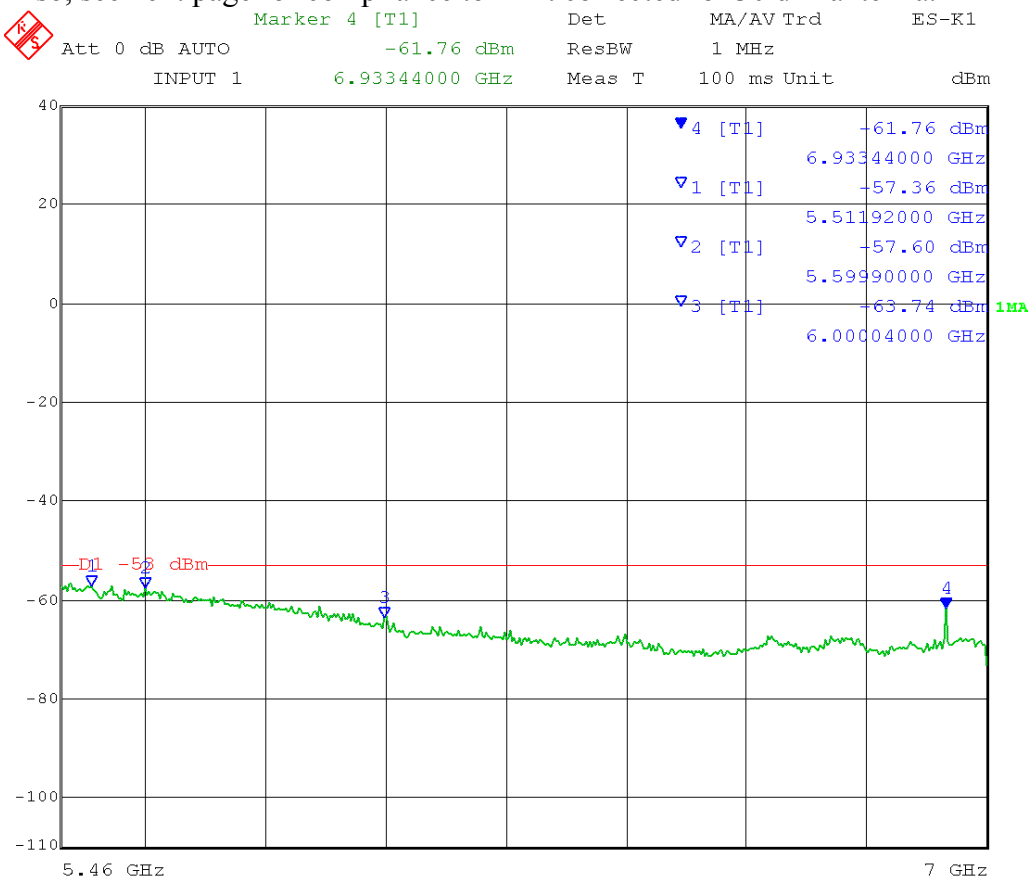

Date: 11.JUN.2014 14:49:16

Test Date: 06-11-2014
Company: Cambium Networks
EUT: ePMP 5.1 AP UNII
Test: Maximum Unwanted Emission Levels - Conducted
Operator: Craig B / Paul L
Comment: Detector Bandwidth = 1 MHz
Detector = Peak
Mid Channel Transmit = 5.200 GHz 40 MHz BW
Output power setting: 8.5 – 10 dB external atten. = -1.5
Channel 0
Frequency Range: 5.46 – 7 GHz

Per 789033 D02 General UNII Test Procedures DR02-41759, section II.G.2.(c): "an out-of-band emission that complies with both the average and peak limits of 15.209 is not required to satisfy the -27 dBm/MHz or -17 dBm/MHz maximum emission limit."

NOTE: Emissions are not in restricted band.

Non-restricted band RF conducted limit: -27 dBm/MHz – 3 dB (MIMO) – 30 dBi antenna gain = -60 dBm/MHz Peak

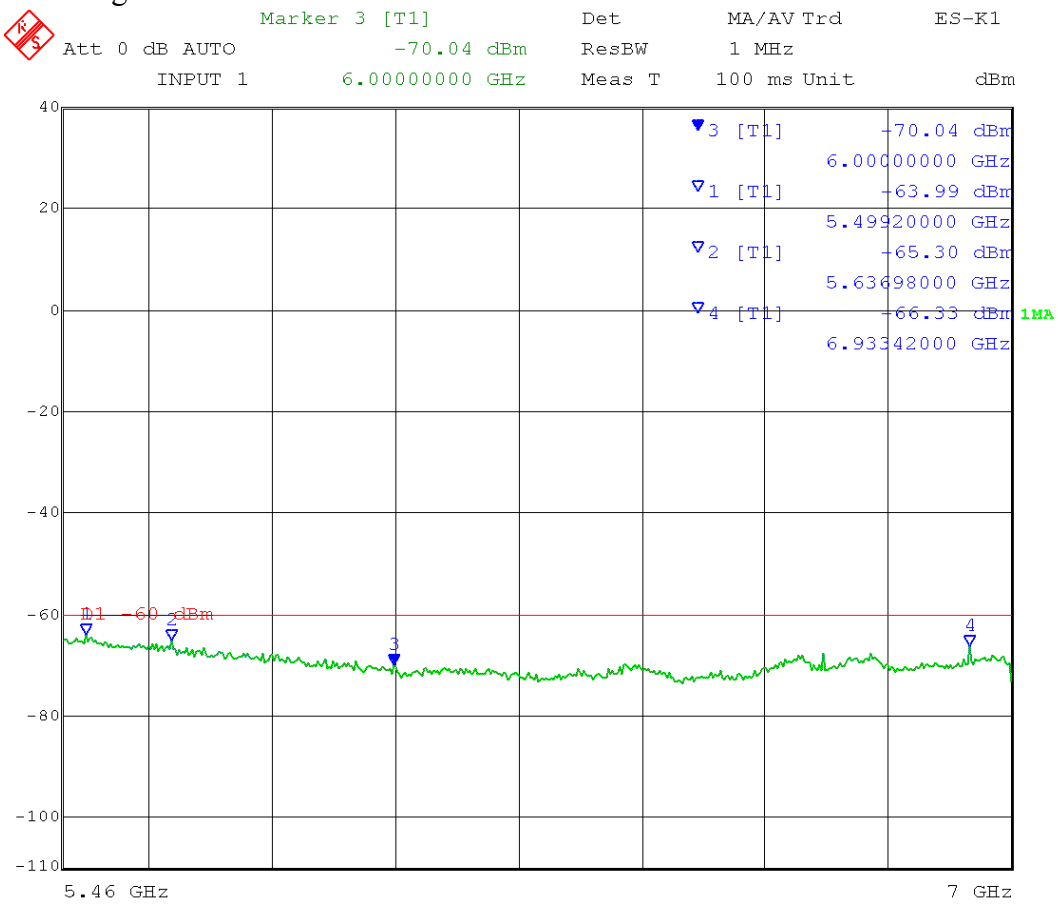

Date: 11.JUN.2014 14:53:51

Test Date: 06-11-2014
Company: Cambium Networks
EUT: ePMP 5.1 AP UNII
Test: Maximum Unwanted Emission Levels - Conducted
Operator: Craig B / Paul L
Comment: Detector Bandwidth = 1 MHz
Detector = RMS
Mid Channel Transmit = 5.200 GHz 40 MHz BW
Output power setting: 4.5
Channel 0
Frequency Range: 7 – 18 GHz

Per 789033 D02 General UNII Test Procedures DR02-41759, section II.G.2.(c): "an out-of-band emission that complies with both the average and peak limits of 15.209 is not required to satisfy the -27 dBm/MHz or -17 dBm/MHz maximum emission limit."

15.209 Average limit: 54 dBµV/m @ 3 meters
RF conducted limit: 54 dBµV/m -95.2 (3 meters) – 3 dB (MIMO) – 23 dBi antenna gain = -67.2 dBm Average

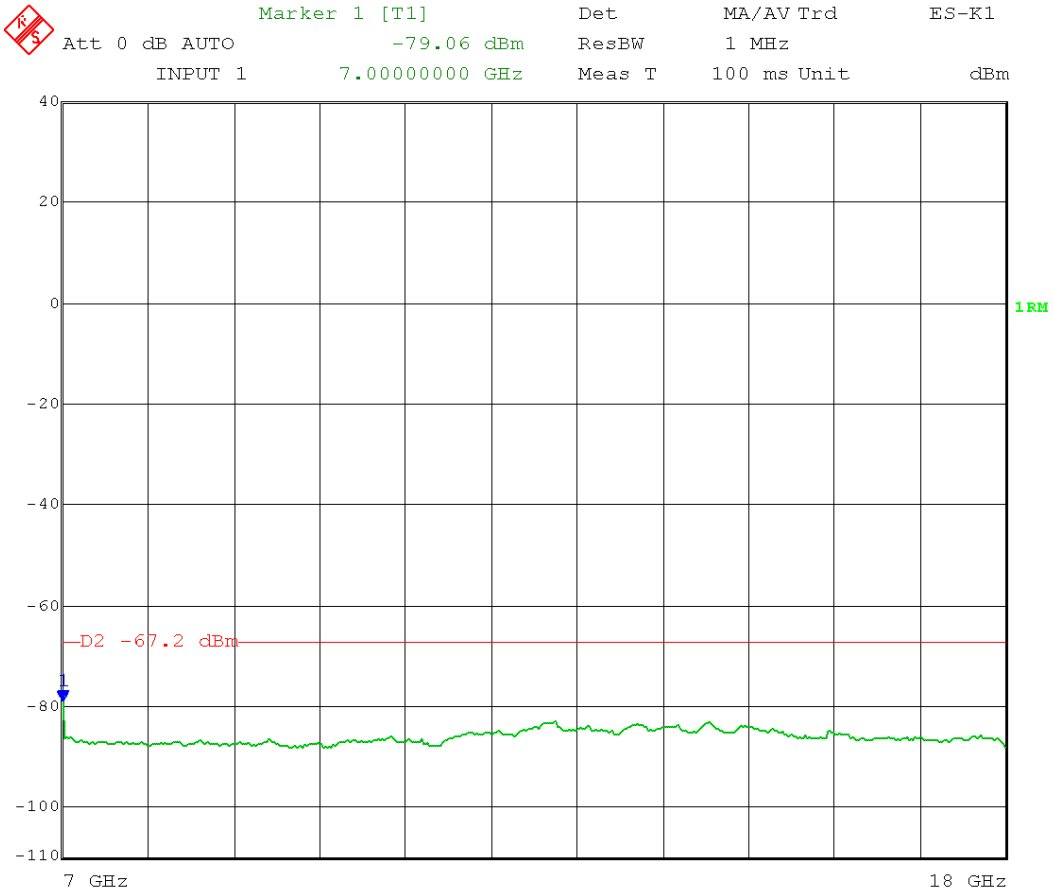

Date: 11.JUN.2014 15:14:37

Test Date: 06-11-2014
Company: Cambium Networks
EUT: ePMP 5.1 AP UNII
Test: Maximum Unwanted Emission Levels - Conducted
Operator: Craig B / Paul L
Comment: Detector Bandwidth = 1 MHz
Detector = Peak
Mid Channel Transmit = 5.200 GHz 40 MHz BW
Output power setting: 4.5
Channel 0
Frequency Range: 7 – 18 GHz

Per 789033 D02 General UNII Test Procedures DR02-41759, section II.G.2.(c): "an out-of-band emission that complies with both the average and peak limits of 15.209 is not required to satisfy the -27 dBm/MHz or -17 dBm/MHz maximum emission limit."

15.209 Peak limit: 74 dBµV/m @ 3 meters
RF conducted limit: 74 dBµV/m -95.2 (3 meters) – 3 dB (MIMO) – 23dBi antenna gain = -47.2 dBm Peak

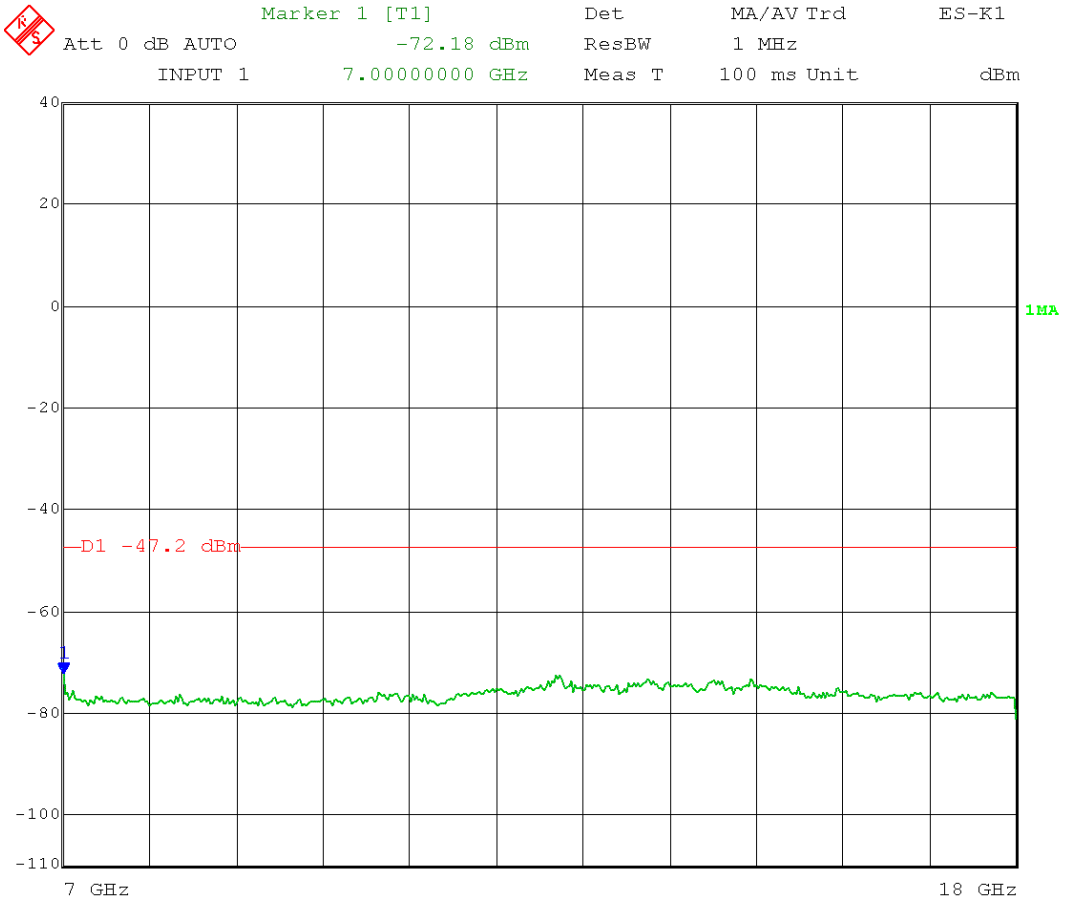

Date: 11.JUN.2014 15:16:16

Test Date: 06-12-2014
Company: Cambium Networks
EUT: ePMP 5.1 AP UNII
Test: Maximum Unwanted Emission Levels - Conducted
Operator: Craig B / Paul L
Comment: Detector Bandwidth = 1 MHz
Detector = RMS
Mid Channel Transmit = 5.200 GHz 40 MHz BW
Output power setting: 4.5
Channel 0
Frequency Range: 18 – 26.5 GHz

Per 789033 D02 General UNII Test Procedures DR02-41759, section II.G.2.(c): "an out-of-band emission that complies with both the average and peak limits of 15.209 is not required to satisfy the -27 dBm/MHz or -17 dBm/MHz maximum emission limit."

15.209 Average limit: 54 dBµV/m @ 3 meters
RF conducted limit: 54 dBµV/m -95.2 (3 meters) – 3 dB (MIMO) – 23 dBi antenna gain = -67.2 dBm Average

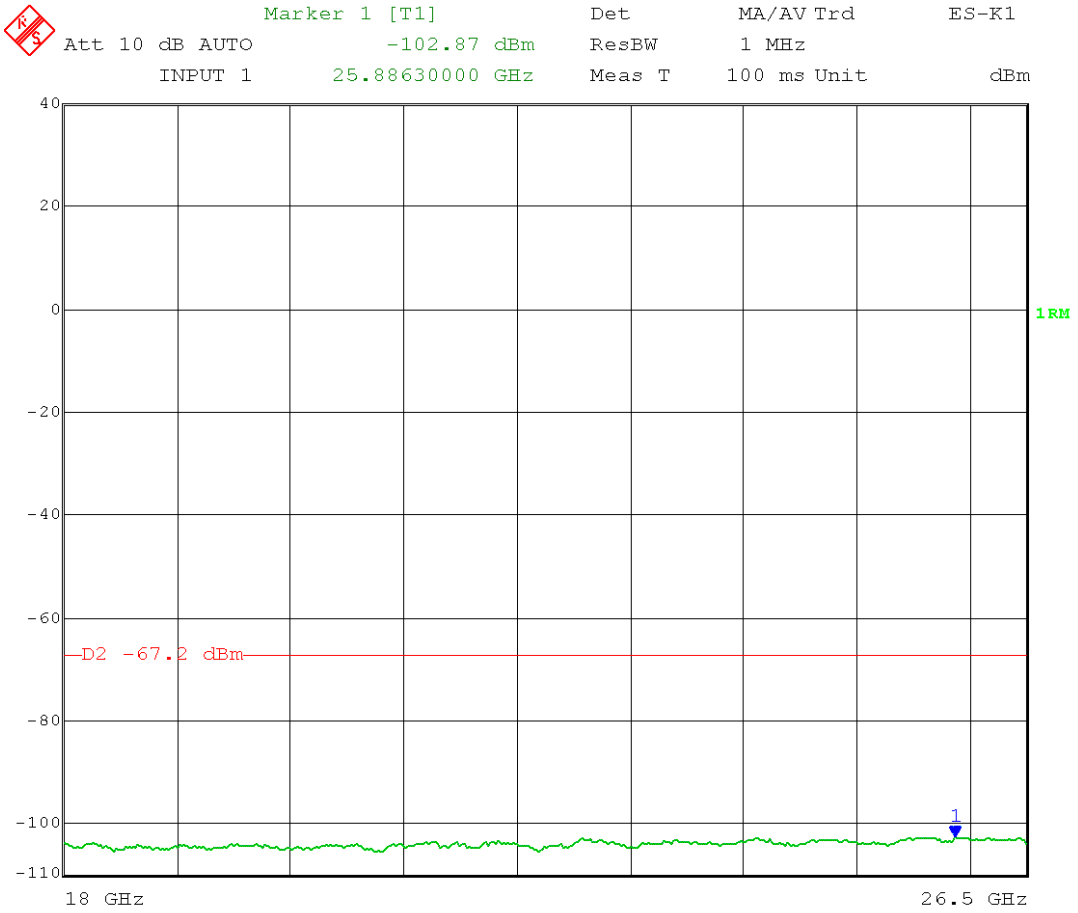

Date: 12.JUN.2014 15:48:35

Test Date: 06-12-2014
Company: Cambium Networks
EUT: ePMP 5.1 AP UNII
Test: Maximum Unwanted Emission Levels - Conducted
Operator: Craig B / Paul L
Comment: Detector Bandwidth = 1 MHz
Detector = Peak
Mid Channel Transmit = 5.200 GHz 40 MHz BW
Output power setting: 4.5
Channel 0
Frequency Range: 18 – 26.5 GHz

Per 789033 D02 General UNII Test Procedures DR02-41759, section II.G.2.(c): "an out-of-band emission that complies with both the average and peak limits of 15.209 is not required to satisfy the -27 dBm/MHz or -17 dBm/MHz maximum emission limit."

15.209 Peak limit: 74 dBµV/m @ 3 meters
RF conducted limit: 74 dBµV/m -95.2 (3 meters) – 3 dB (MIMO) – 23dBi antenna gain = -47.2 dBm Peak

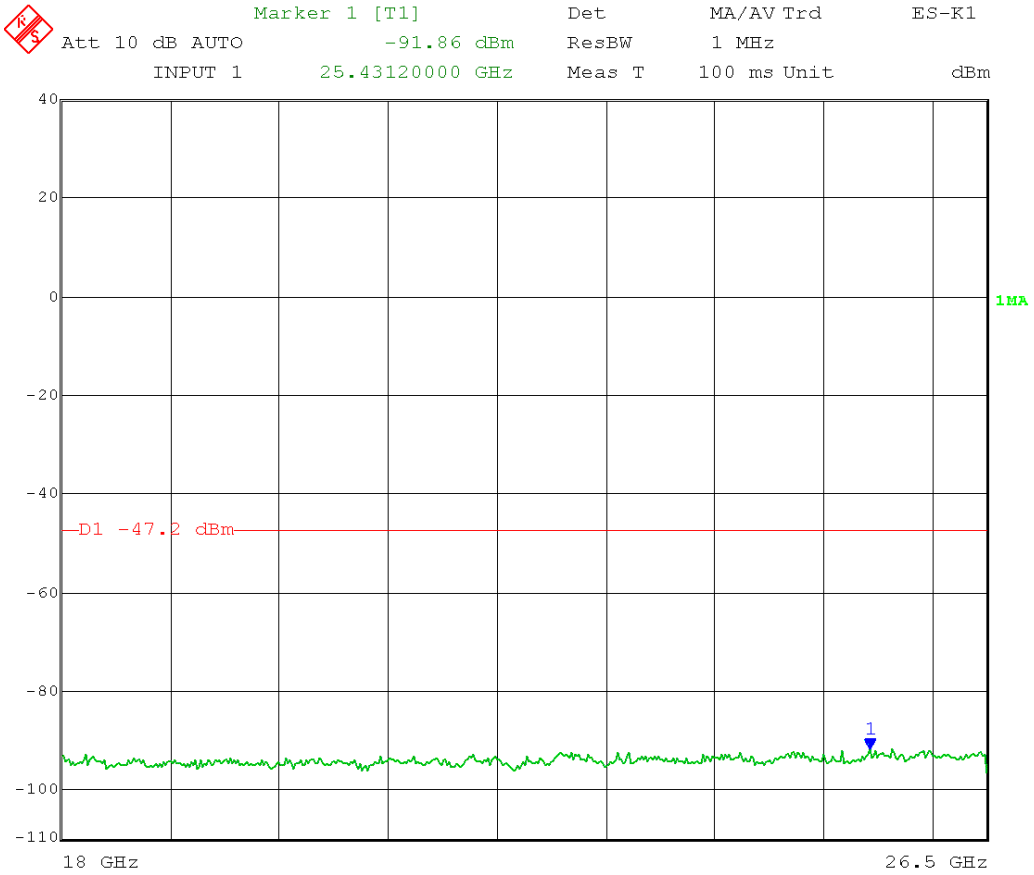

Date: 12.JUN.2014 15:49:37

Test Date: 06-12-2014
Company: Cambium Networks
EUT: ePMP 5.1 AP UNII
Test: Maximum Unwanted Emission Levels - Conducted
Operator: Craig B / Paul L
Comment: Detector Bandwidth = 1 MHz
Detector = RMS
Mid Channel Transmit = 5.200 GHz 40 MHz BW
Output power setting: 4.5
Channel 0
Frequency Range: 26.5 – 40 GHz

Per 789033 D02 General UNII Test Procedures DR02-41759, section II.G.2.(c): "an out-of-band emission that complies with both the average and peak limits of 15.209 is not required to satisfy the -27 dBm/MHz or -17 dBm/MHz maximum emission limit."

15.209 Average limit: 54 dBµV/m @ 3 meters
RF conducted limit: 54 dBµV/m -95.2 (3 meters) – 3 dB (MIMO) – 23 dBi antenna gain = -67.2 dBm Average

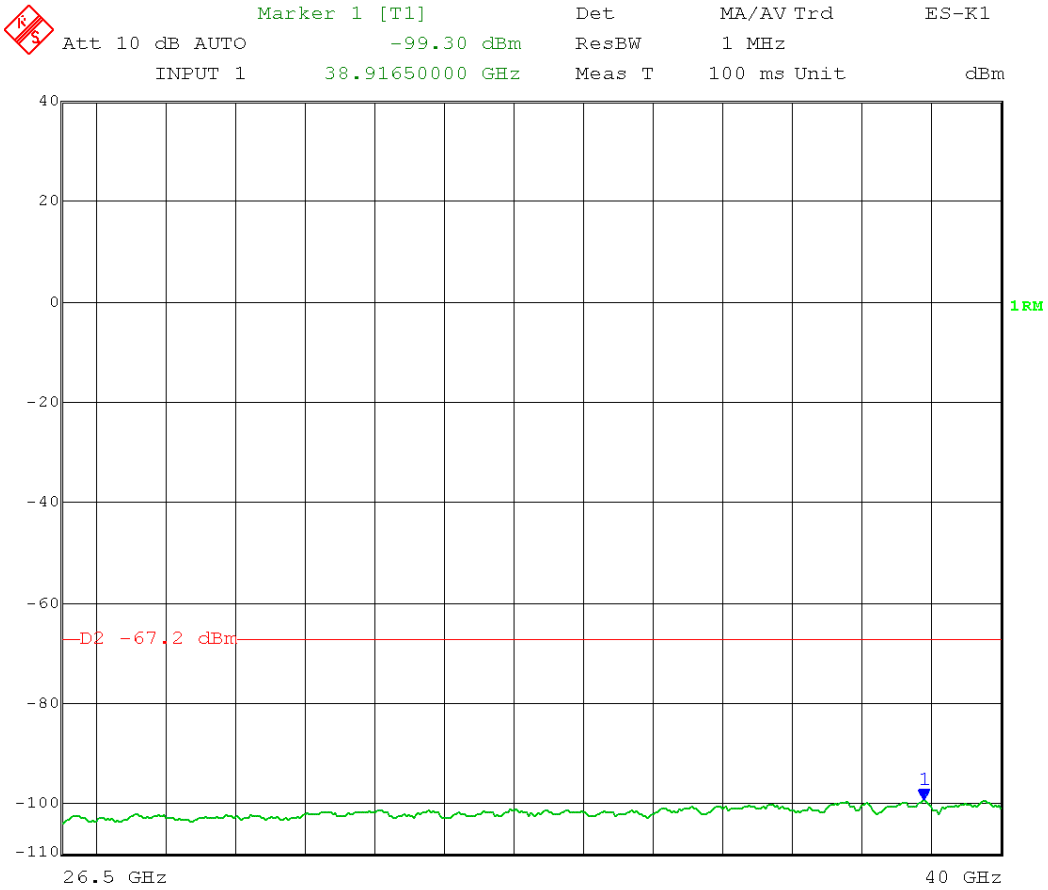

Date: 12.JUN.2014 15:53:13

Test Date: 06-12-2014
Company: Cambium Networks
EUT: ePMP 5.1 AP UNII
Test: Maximum Unwanted Emission Levels - Conducted
Operator: Craig B / Paul L
Comment: Detector Bandwidth = 1 MHz
Detector = Peak
Mid Channel Transmit = 5.200 GHz 40 MHz BW
Output power setting: 4.5
Channel 0
Frequency Range: 26.5 – 40 GHz

Per 789033 D02 General UNII Test Procedures DR02-41759, section II.G.2.(c): "an out-of-band emission that complies with both the average and peak limits of 15.209 is not required to satisfy the -27 dBm/MHz or -17 dBm/MHz maximum emission limit."

15.209 Peak limit: 74 dBµV/m @ 3 meters
RF conducted limit: 74 dBµV/m -95.2 (3 meters) – 3 dB (MIMO) – 23 dBi antenna gain = -47.2 dBm Peak

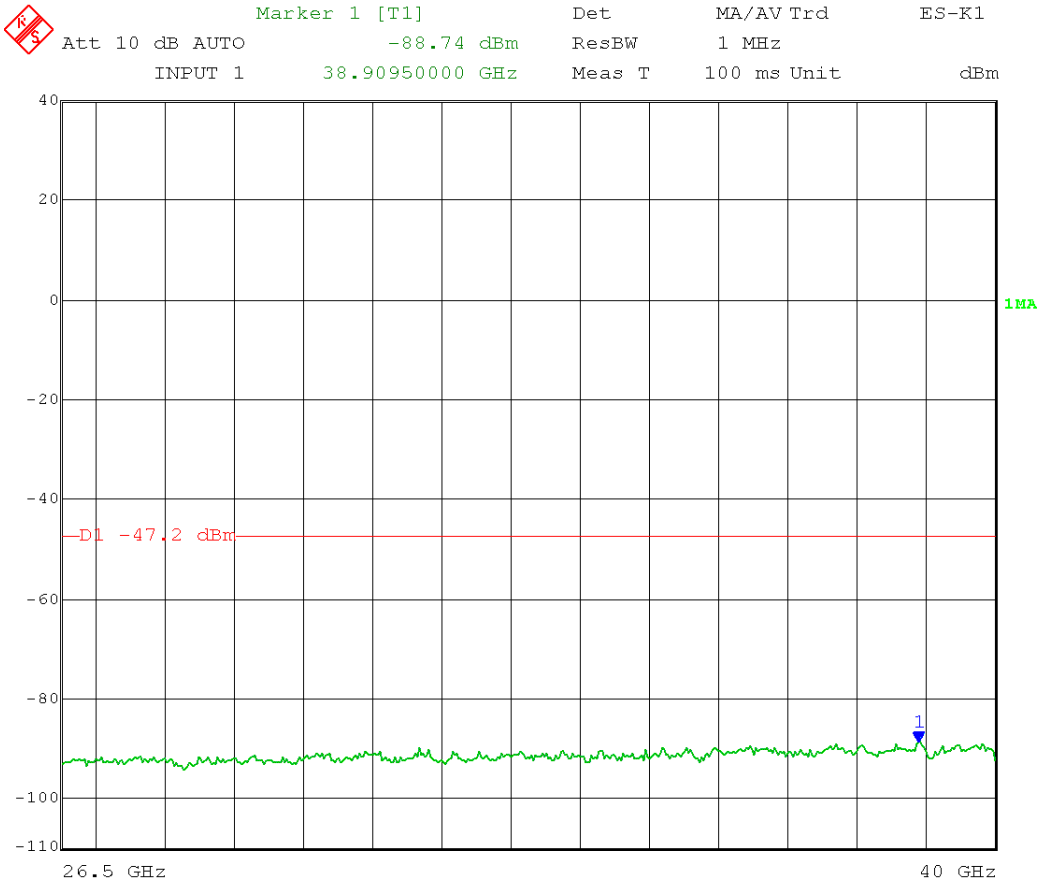

Date: 12.JUN.2014 15:51:52

Test Date: 06-11-2014
Company: Cambium Networks
EUT: ePMP 5.1 AP UNII
Test: Maximum Unwanted Emission Levels - Conducted
Operator: Craig B / Paul L
Comment: Detector Bandwidth = 120 kHz
Detector = Peak
High Channel Transmit = 5.230 GHz 40 MHz BW
Output power setting: 4.5
Channel 0
Frequency Range 30 MHz – 88 MHz

Per 789033 D02 General UNII Test Procedures DR02-41759, section II.G.2.(c): "an out-of-band emission that complies with both the average and peak limits of 15.209 is not required to satisfy the -27 dBm/MHz or -17 dBm/MHz maximum emission limit."

15.209 Limit 30-88 MHz: 40 dBµV/m @ 3 meters
RF conducted limit: 40 dBµV/m -95.2 (3 meters) – 4.7 (ground plane) – 3dB (MIMO) – 23 dBi antenna gain = -85.9 dBm Quasi-Peak

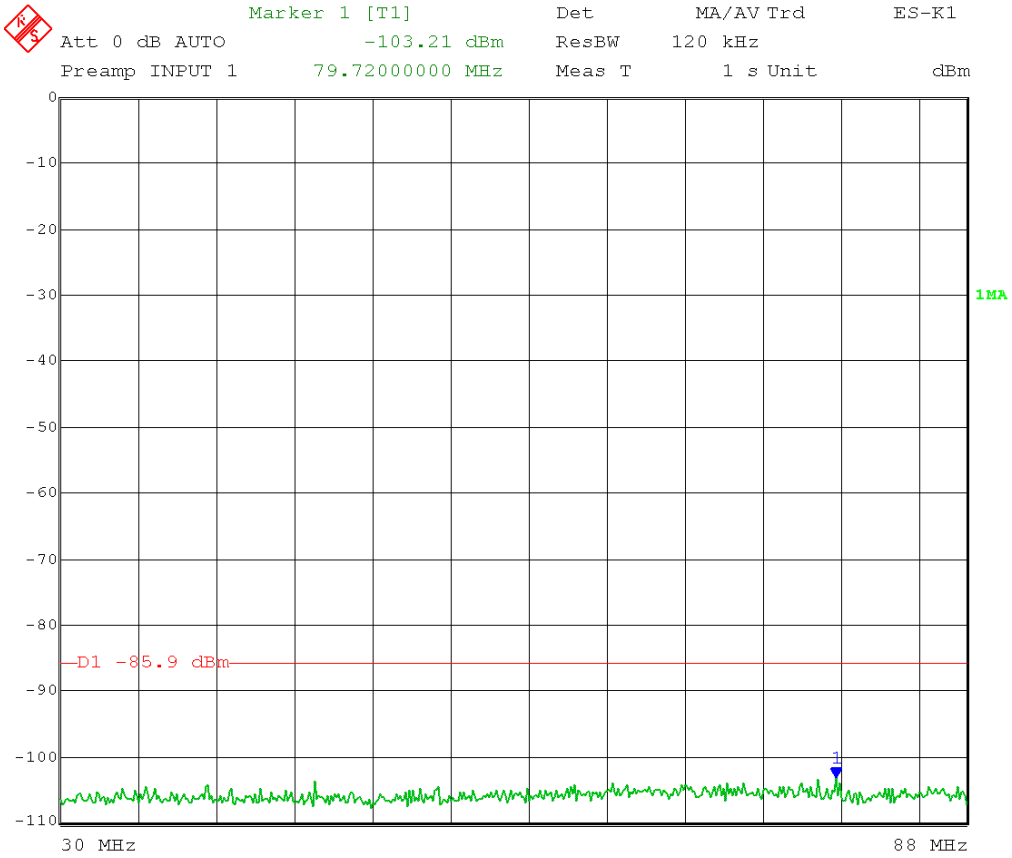

Date: 11.JUN.2014 10:22:50

Test Date: 06-11-2014
Company: Cambium Networks
EUT: ePMP 5.1 AP UNII
Test: Maximum Unwanted Emission Levels - Conducted
Operator: Craig B / Paul L
Comment: Detector Bandwidth = 120 kHz
Detector = Peak
High Channel Transmit = 5.230 GHz 40 MHz BW
Output power setting: 4.5
Channel 0
Frequency Range 88 MHz – 216 MHz

Per 789033 D02 General UNII Test Procedures DR02-41759, section II.G.2.(c): "an out-of-band emission that complies with both the average and peak limits of 15.209 is not required to satisfy the -27 dBm/MHz or -17 dBm/MHz maximum emission limit."

15.209 Limit 88-216 MHz: 43.5 dBµV/m @ 3 meters
RF conducted limit: 43.5 dBµV/m -95.2 (3 meters) – 4.7 (ground plane) – 3dB (MIMO) – 23 dBi antenna gain = -82.4 dBm Quasi-Peak

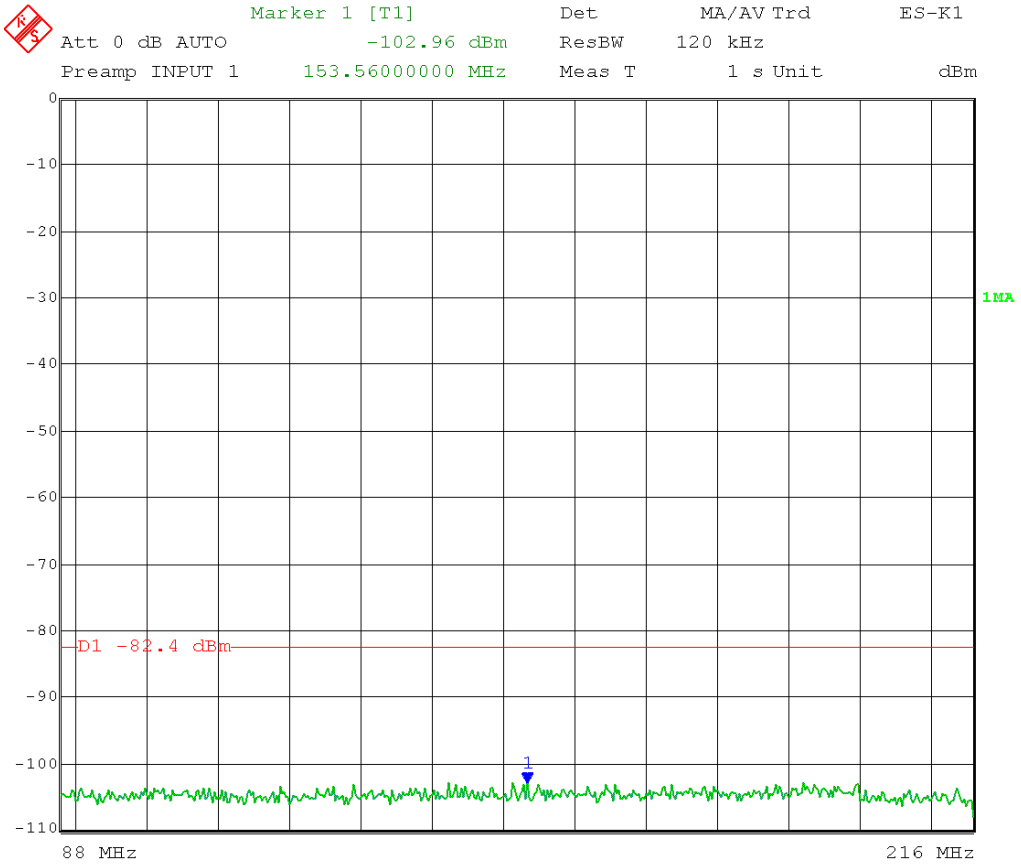

Date: 11.JUN.2014 10:24:23

Test Date: 06-11-2014
Company: Cambium Networks
EUT: ePMP 5.1 AP UNII
Test: Maximum Unwanted Emission Levels - Conducted
Operator: Craig B / Paul L
Comment: Detector Bandwidth = 120 kHz
Detector = Peak
High Channel Transmit = 5.230 GHz 40 MHz BW
Output power setting: 4.5
Channel 0
Frequency Range: 216 MHz – 960 MHz

Per 789033 D02 General UNII Test Procedures DR02-41759, section II.G.2.(c): "an out-of-band emission that complies with both the average and peak limits of 15.209 is not required to satisfy the -27 dBm/MHz or -17 dBm/MHz maximum emission limit."

15.209 Limit 216-960 MHz: 46 dBµV/m @ 3 meters
RF conducted limit: 46 dBµV/m -95.2 (3 meters) – 4.7 (ground plane) – 3dB (MIMO) – 23 dBi antenna gain = -79.9 dBm Quasi-Peak

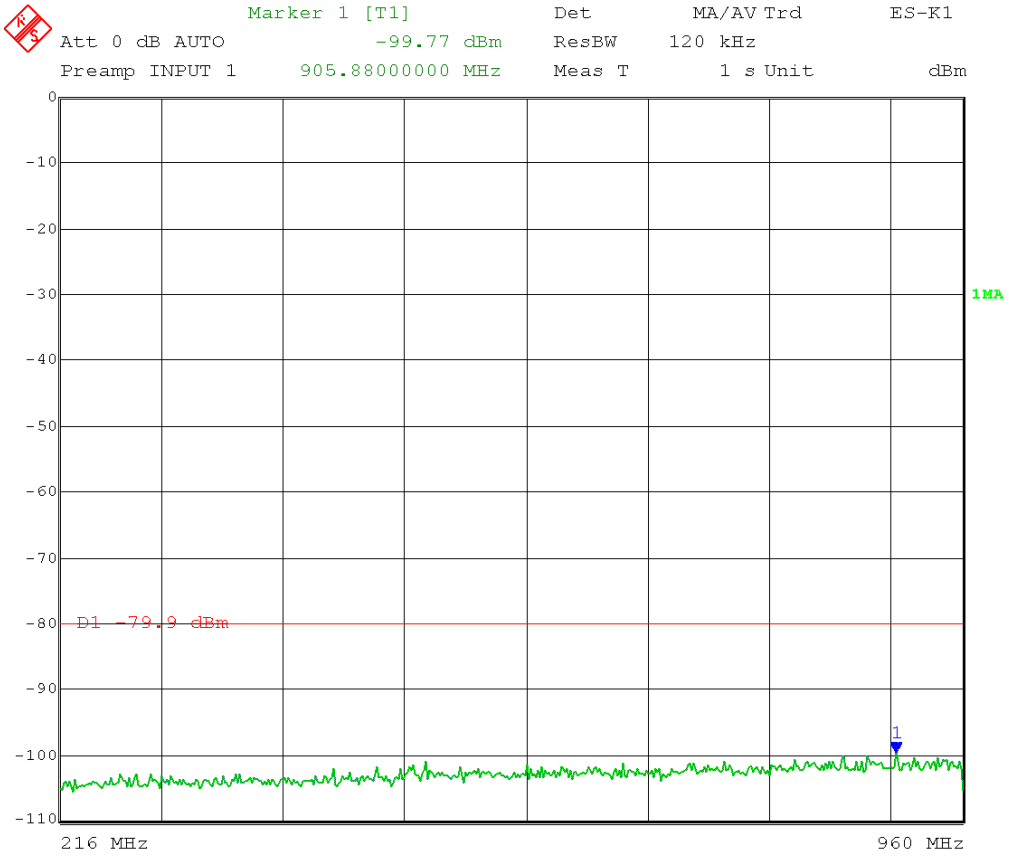

Date: 11.JUN.2014 10:26:10

Test Date: 06-11-2014
Company: Cambium Networks
EUT: ePMP 5.1 AP UNII
Test: Maximum Unwanted Emission Levels - Conducted
Operator: Craig B / Paul L
Comment: Detector Bandwidth = 120 kHz
Detector = Peak
High Channel Transmit = 5.230 GHz 40 MHz BW
Output power setting: 4.5
Channel 0
Frequency Range: 960 MHz – 1000 MHz

Per 789033 D02 General UNII Test Procedures DR02-41759, section II.G.2.(c): "an out-of-band emission that complies with both the average and peak limits of 15.209 is not required to satisfy the -27 dBm/MHz or -17 dBm/MHz maximum emission limit."

15.209 Limit 960-1000 MHz: 54 dBµV/m @ 3 meters
RF conducted limit: 54 dBµV/m -95.2 (3 meters) – 4.7 (ground plane) – 3dB (MIMO) – 23 dBi antenna gain = -71.9 dBm Quasi-Peak

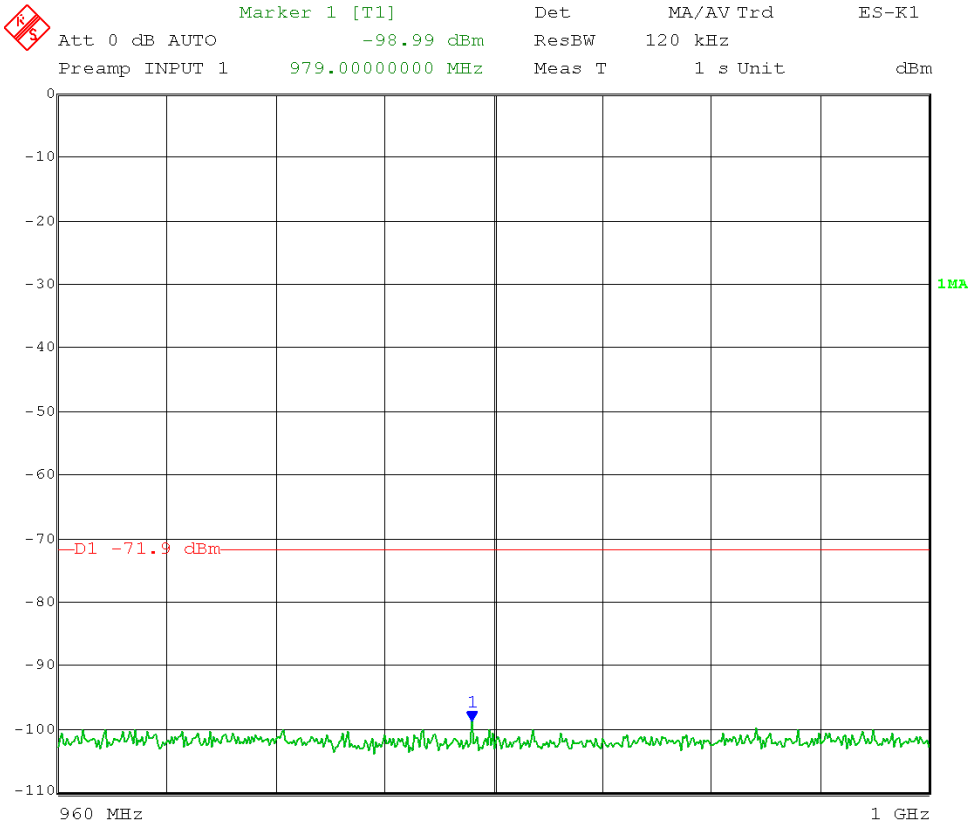

Date: 11.JUN.2014 10:27:23

Test Date: 06-11-2014
Company: Cambium Networks
EUT: ePMP 5.1 AP UNII
Test: Maximum Unwanted Emission Levels - Conducted
Operator: Craig B / Paul L
Comment: Detector Bandwidth = 1 MHz
Detector = RMS
High Channel Transmit = 5.230 GHz 40 MHz BW
Output power setting: 4.5
Channel 0
Frequency Range: 1 – 4.5 GHz

Per 789033 D02 General UNII Test Procedures DR02-41759, section II.G.2.(c): "an out-of-band emission that complies with both the average and peak limits of 15.209 is not required to satisfy the -27 dBm/MHz or -17 dBm/MHz maximum emission limit."

15.209 Average limit: 54 dBµV/m @ 3 meters
RF conducted limit: 54 dBµV/m -95.2 (3 meters) – 3 dB (MIMO) – 23 dBi antenna gain = -67.2 dBm Average

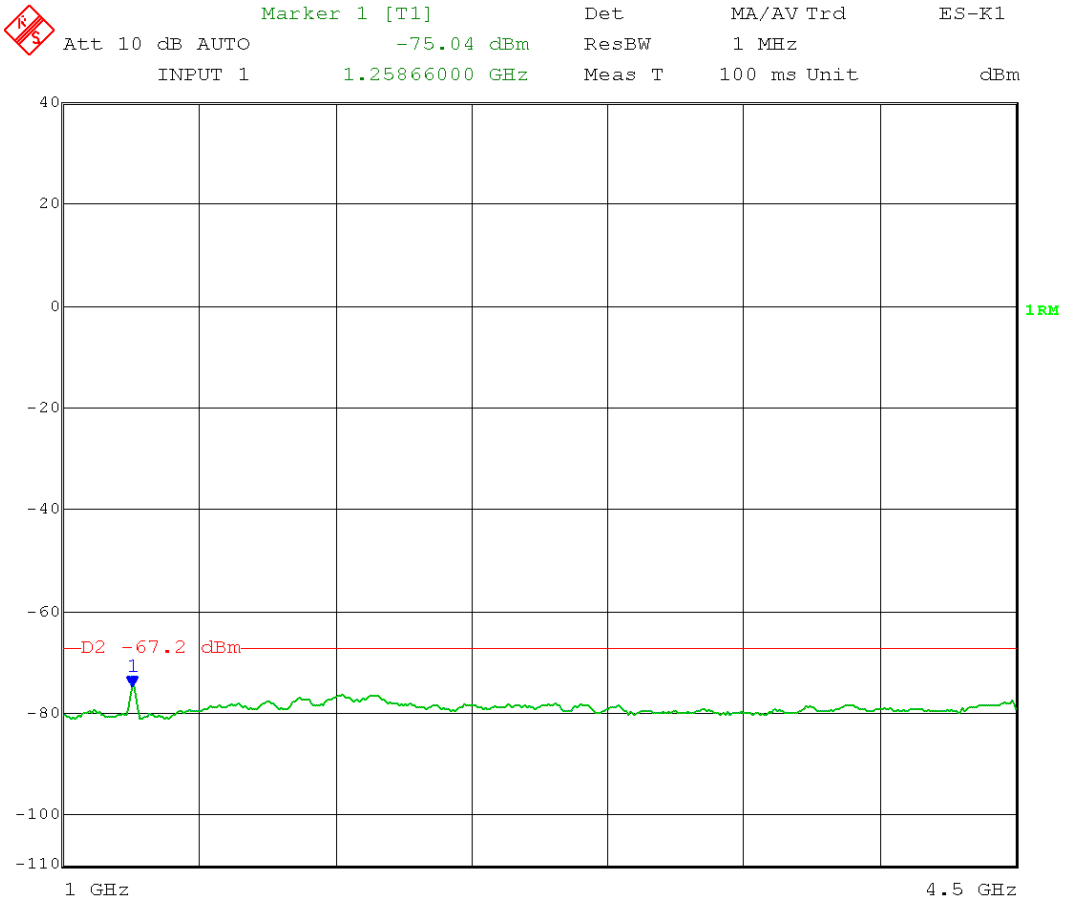

Date: 11.JUN.2014 14:19:31

Test Date: 06-11-2014
Company: Cambium Networks
EUT: ePMP 5.1 AP UNII
Test: Maximum Unwanted Emission Levels - Conducted
Operator: Craig B / Paul L
Comment: Detector Bandwidth = 1 MHz
Detector = Peak
High Channel Transmit = 5.230 GHz 40 MHz BW
Output power setting: 4.5
Channel 0
Frequency Range: 1 – 4.5 GHz

Per 789033 D02 General UNII Test Procedures DR02-41759, section II.G.2.(c): "an out-of-band emission that complies with both the average and peak limits of 15.209 is not required to satisfy the -27 dBm/MHz or -17 dBm/MHz maximum emission limit."

15.209 Peak limit: 74 dBµV/m @ 3 meters
RF conducted limit: 74 dBµV/m -95.2 (3 meters) – 3 dB (MIMO) – 23 dBi antenna gain = -47.2 dBm Peak

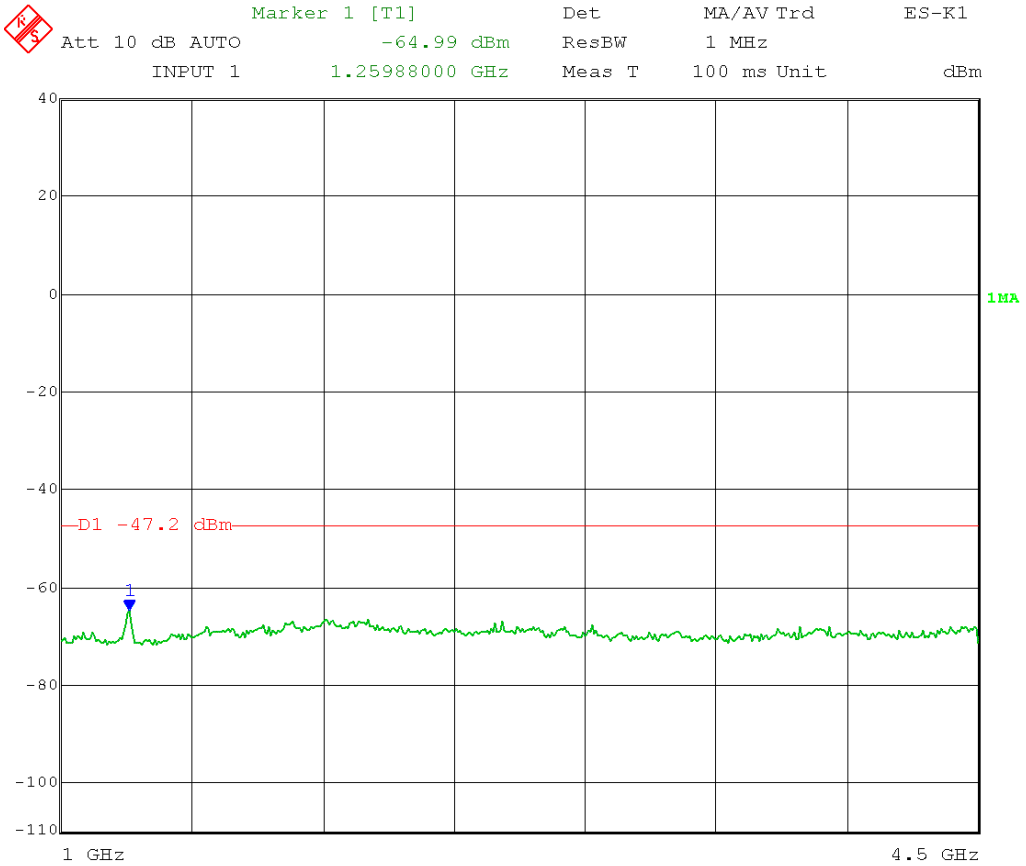

Date: 11.JUN.2014 14:21:34

Test Date: 06-11-2014
Company: Cambium Networks
EUT: ePMP 5.1 AP UNII
Test: Maximum Unwanted Emission Levels - Conducted
Operator: Craig B / Paul L
Comment: Detector Bandwidth = 1 MHz
Detector = RMS
High Channel Transmit = 5.230 GHz 40 MHz BW
Output power setting: 4.5
Channel 0
Frequency Range: 5.46 – 7 GHz

Per 789033 D02 General UNII Test Procedures DR02-41759, section II.G.2.(c): "an out-of-band emission that complies with both the average and peak limits of 15.209 is not required to satisfy the -27 dBm/MHz or -17 dBm/MHz maximum emission limit."

15.209 Average limit: 54 dBµV/m @ 3 meters
RF conducted limit: 54 dBµV/m -95.2 (3 meters) – 3 dB (MIMO) – 23 dBi antenna gain = -67.2 dBm Average
NOTE: emissions shown are NOT in a restricted band; see next page for measurement of these emissions.

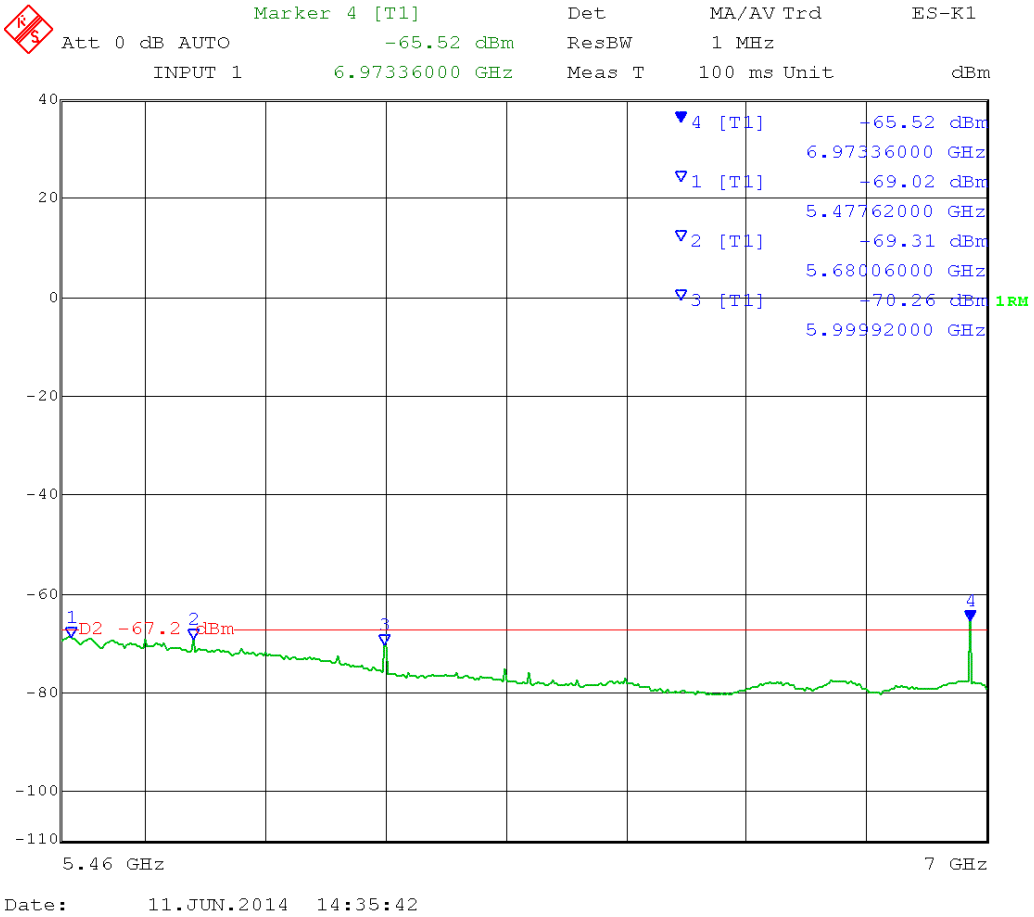

Test Date: 06-11-2014
Company: Cambium Networks
EUT: ePMP 5.1 AP UNII
Test: Maximum Unwanted Emission Levels - Conducted
Operator: Craig B / Paul L
Comment: Detector Bandwidth = 1 MHz
Detector = Peak
High Channel Transmit = 5.230 GHz 40 MHz BW
Output power setting: 4.5
Channel 0
Frequency Range: 5.46 – 7 GHz

Per 789033 D02 General UNII Test Procedures DR02-41759, section II.G.2.(c): "an out-of-band emission that complies with both the average and peak limits of 15.209 is not required to satisfy the -27 dBm/MHz or -17 dBm/MHz maximum emission limit."

NOTE: Emissions are not in restricted band.

Non-restricted band RF conducted limit: -27 dBm/MHz – 3 dB (MIMO) – 23 dBi antenna gain = -53 dBm/MHz Peak

Also, see next page for compliance to limit corrected for 30 dBi antenna.

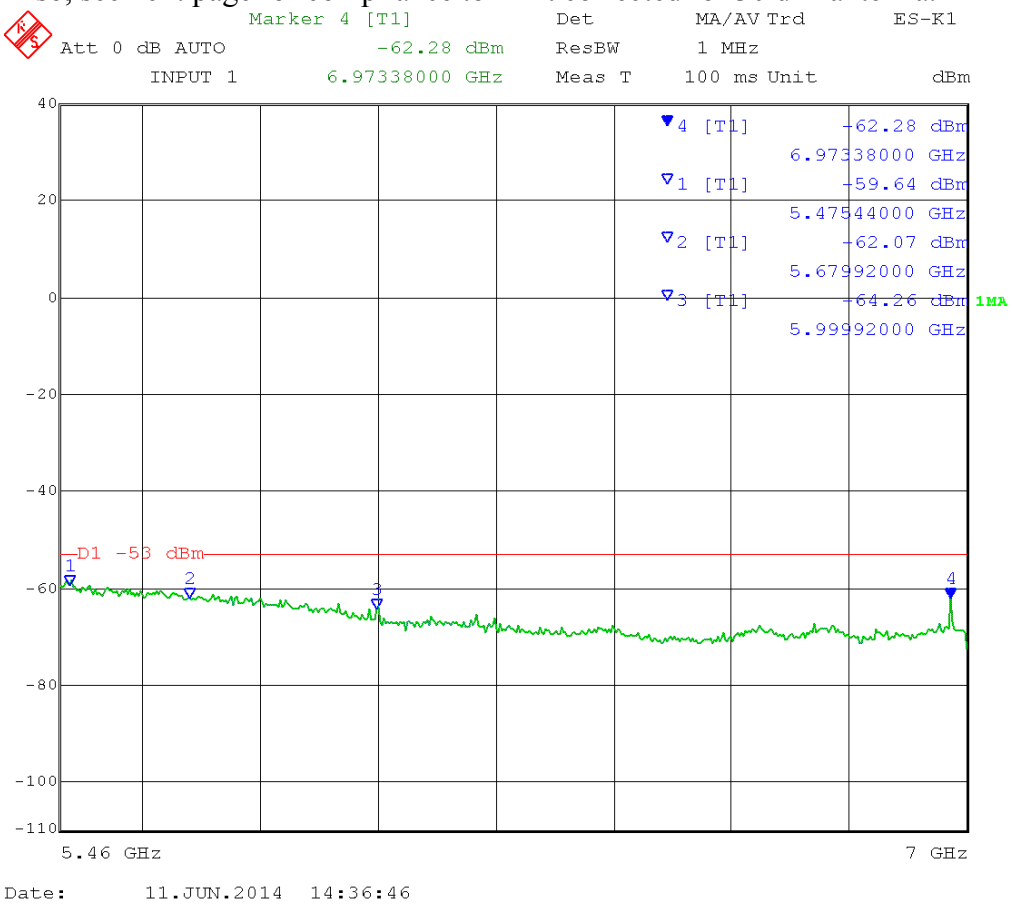

Date: 11.JUN.2014 14:36:46

Test Date: 06-11-2014
Company: Cambium Networks
EUT: ePMP 5.1 AP UNII
Test: Maximum Unwanted Emission Levels - Conducted
Operator: Craig B / Paul L
Comment: Detector Bandwidth = 1 MHz
Detector = Peak
High Channel Transmit = 5.230 GHz 40 MHz BW
Output power setting: 9.0 – 10 dB external atten. = -1.0
Channel 0
Frequency Range: 5.46 – 7 GHz

Per 789033 D02 General UNII Test Procedures DR02-41759, section II.G.2.(c): "an out-of-band emission that complies with both the average and peak limits of 15.209 is not required to satisfy the -27 dBm/MHz or -17 dBm/MHz maximum emission limit."

NOTE: Emissions are not in restricted band.

Non-restricted band RF conducted limit: -27 dBm/MHz – 3 dB (MIMO) – 30 dBi antenna gain = -60 dBm/MHz Peak

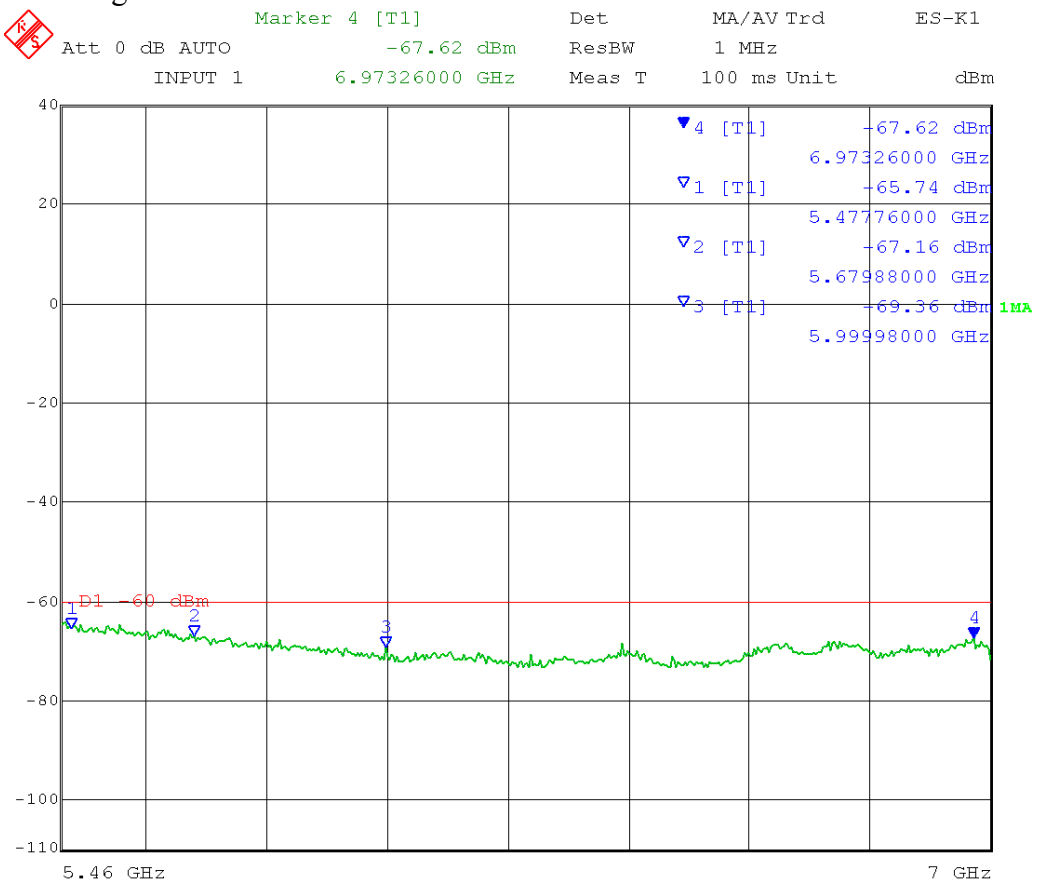

Date: 11.JUN.2014 14:42:41

Test Date: 06-11-2014
Company: Cambium Networks
EUT: ePMP 5.1 AP UNII
Test: Maximum Unwanted Emission Levels - Conducted
Operator: Craig B / Paul L
Comment: Detector Bandwidth = 1 MHz
Detector = RMS
High Channel Transmit = 5.230 GHz 40 MHz BW
Output power setting: 4.5
Channel 0
Frequency Range: 7 – 18 GHz

Per 789033 D02 General UNII Test Procedures DR02-41759, section II.G.2.(c): "an out-of-band emission that complies with both the average and peak limits of 15.209 is not required to satisfy the -27 dBm/MHz or -17 dBm/MHz maximum emission limit."

15.209 Average limit: 54 dBµV/m @ 3 meters
RF conducted limit: 54 dBµV/m -95.2 (3 meters) – 3 dB (MIMO) – 23 dBi antenna gain = -67.2 dBm Average

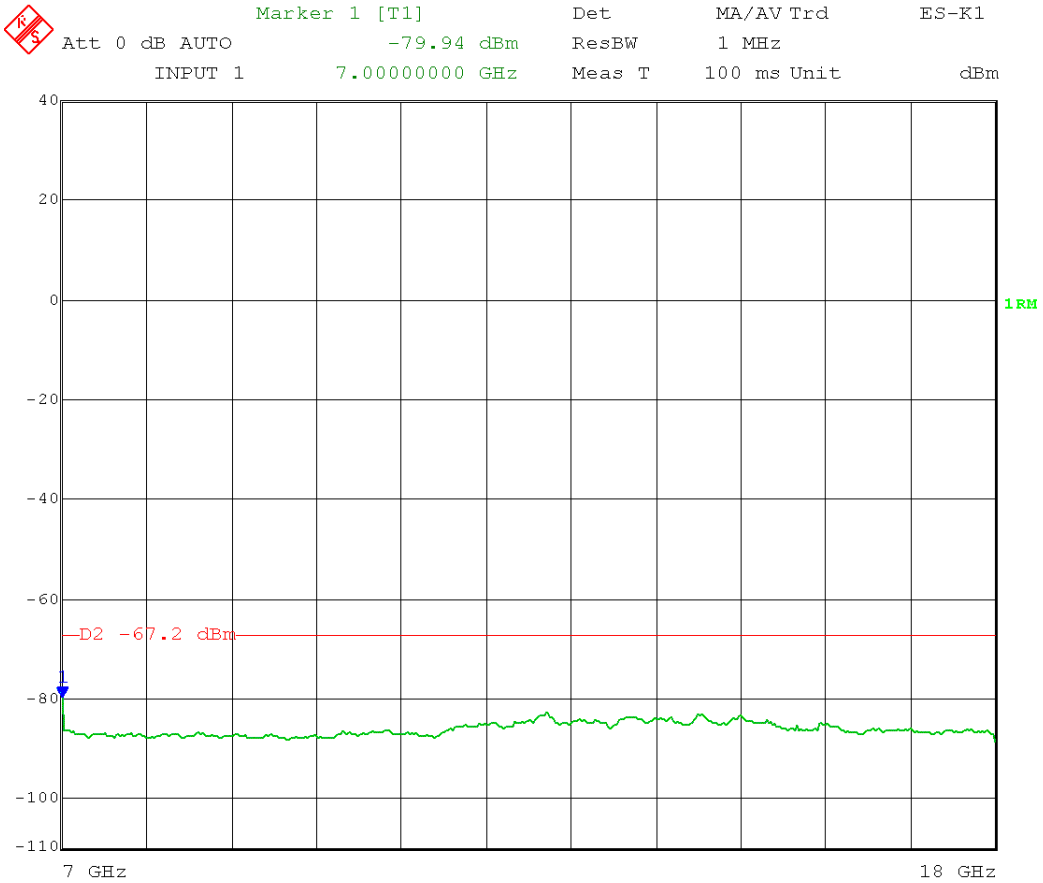

Date: 11.JUN.2014 15:09:50

Test Date: 06-11-2014
Company: Cambium Networks
EUT: ePMP 5.1 AP UNII
Test: Maximum Unwanted Emission Levels - Conducted
Operator: Craig B / Paul L
Comment: Detector Bandwidth = 1 MHz
Detector = Peak
High Channel Transmit = 5.230 GHz 40 MHz BW
Output power setting: 4.5
Channel 0
Frequency Range: 7 – 18 GHz

Per 789033 D02 General UNII Test Procedures DR02-41759, section II.G.2.(c): "an out-of-band emission that complies with both the average and peak limits of 15.209 is not required to satisfy the -27 dBm/MHz or -17 dBm/MHz maximum emission limit."

15.209 Peak limit: 74 dBµV/m @ 3 meters
RF conducted limit: 74 dBµV/m -95.2 (3 meters) – 3 dB (MIMO) – 23dBi antenna gain = -47.2 dBm Peak

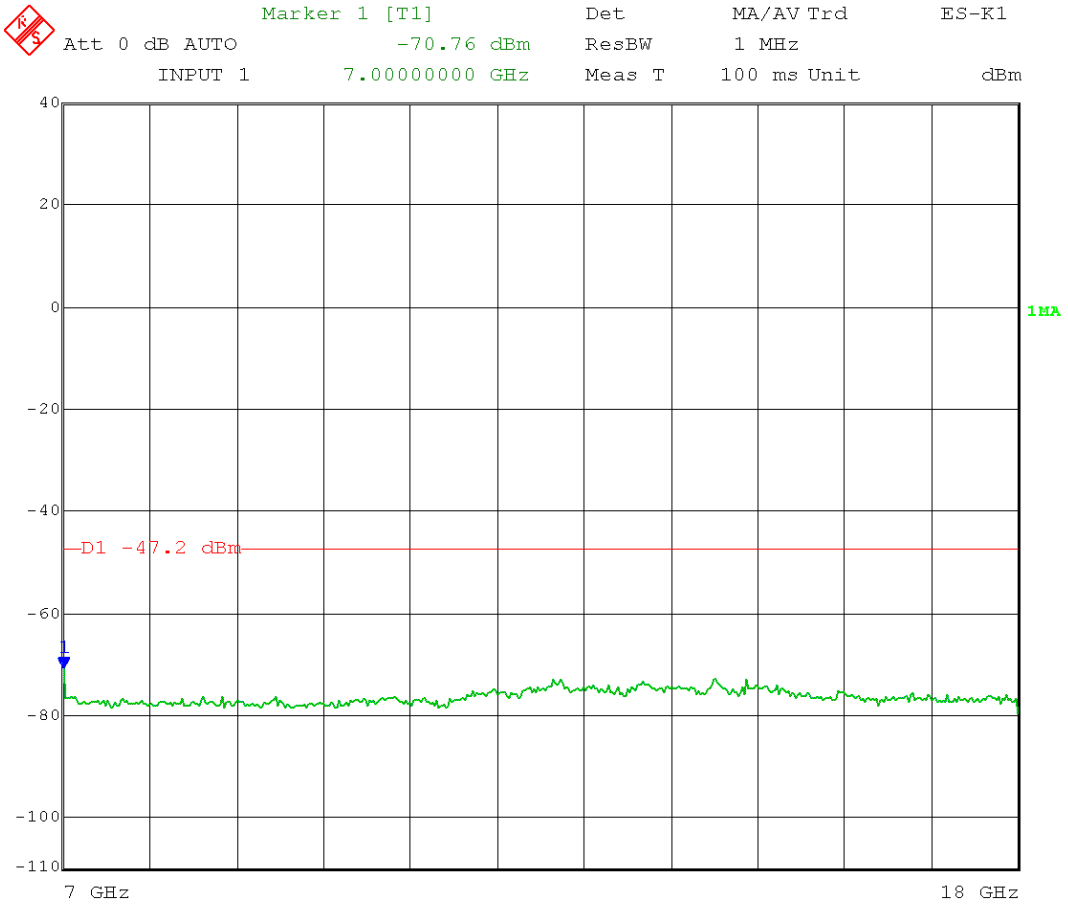

Date: 11.JUN.2014 15:11:39

Test Date: 06-12-2014
Company: Cambium Networks
EUT: ePMP 5.1 AP UNII
Test: Maximum Unwanted Emission Levels - Conducted
Operator: Craig B / Paul L
Comment: Detector Bandwidth = 1 MHz
Detector = RMS
High Channel Transmit = 5.230 GHz 40 MHz BW
Output power setting: 4.5
Channel 0
Frequency Range: 18 – 26.5 GHz

Per 789033 D02 General UNII Test Procedures DR02-41759, section II.G.2.(c): "an out-of-band emission that complies with both the average and peak limits of 15.209 is not required to satisfy the -27 dBm/MHz or -17 dBm/MHz maximum emission limit."

15.209 Average limit: 54 dBµV/m @ 3 meters
RF conducted limit: 54 dBµV/m -95.2 (3 meters) – 3 dB (MIMO) – 23 dBi antenna gain = -67.2 dBm Average

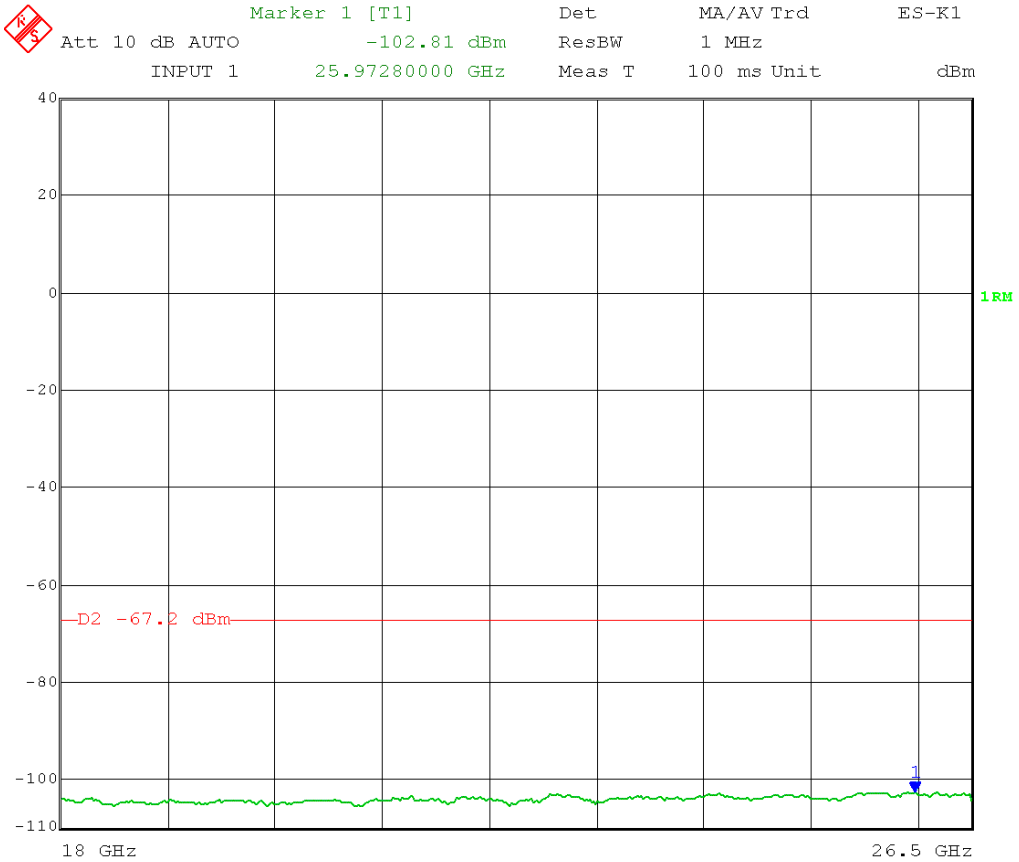

Date: 12.JUN.2014 15:55:30

Test Date: 06-12-2014
Company: Cambium Networks
EUT: ePMP 5.1 AP UNII
Test: Maximum Unwanted Emission Levels - Conducted
Operator: Craig B / Paul L
Comment: Detector Bandwidth = 1 MHz
Detector = Peak
High Channel Transmit = 5.230 GHz 40 MHz BW
Output power setting: 4.5
Channel 0
Frequency Range: 18 – 26.5 GHz

Per 789033 D02 General UNII Test Procedures DR02-41759, section II.G.2.(c): "an out-of-band emission that complies with both the average and peak limits of 15.209 is not required to satisfy the -27 dBm/MHz or -17 dBm/MHz maximum emission limit."

15.209 Peak limit: 74 dBµV/m @ 3 meters
RF conducted limit: 74 dBµV/m -95.2 (3 meters) – 3 dB (MIMO) – 23dBi antenna gain = -47.2 dBm Peak

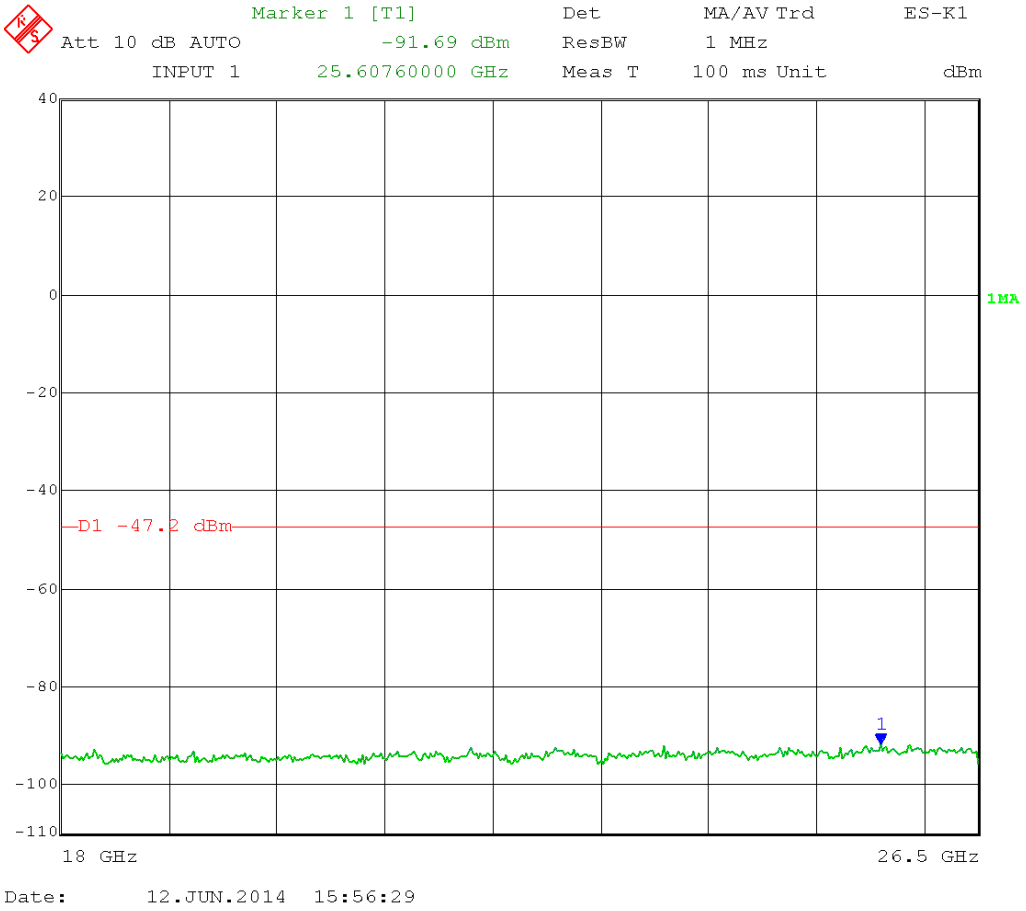

Test Date: 06-12-2014
Company: Cambium Networks
EUT: ePMP 5.1 AP UNII
Test: Maximum Unwanted Emission Levels - Conducted
Operator: Craig B / Paul L
Comment: Detector Bandwidth = 1 MHz
Detector = RMS
High Channel Transmit = 5.230 GHz 40 MHz BW
Output power setting: 4.5
Channel 0
Frequency Range: 26.5 – 40 GHz

Per 789033 D02 General UNII Test Procedures DR02-41759, section II.G.2.(c): "an out-of-band emission that complies with both the average and peak limits of 15.209 is not required to satisfy the -27 dBm/MHz or -17 dBm/MHz maximum emission limit."

15.209 Average limit: 54 dBµV/m @ 3 meters
RF conducted limit: 54 dBµV/m -95.2 (3 meters) – 3 dB (MIMO) – 23 dBi antenna gain = -67.2 dBm Average

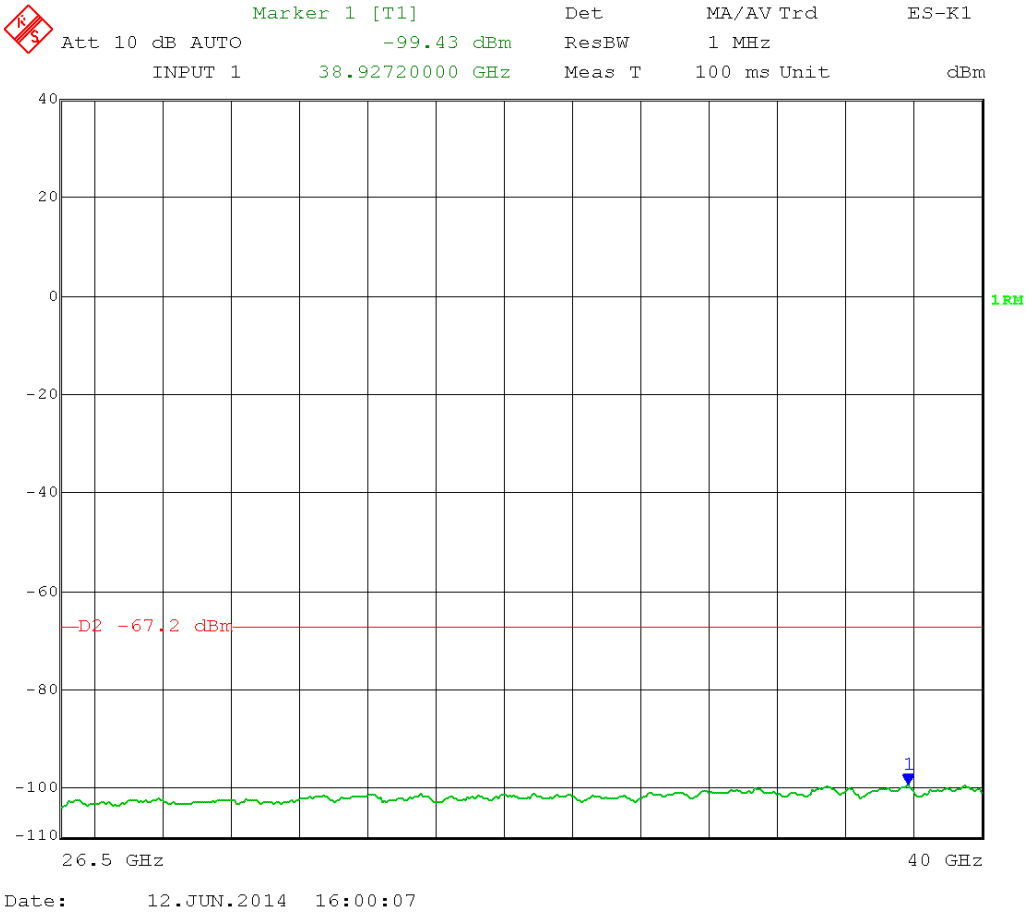

Test Date: 06-12-2014
Company: Cambium Networks
EUT: ePMP 5.1 AP UNII
Test: Maximum Unwanted Emission Levels - Conducted
Operator: Craig B / Paul L
Comment: Detector Bandwidth = 1 MHz
Detector = Peak
High Channel Transmit = 5.230 GHz 40 MHz BW
Output power setting: 4.5
Channel 0
Frequency Range: 26.5 – 40 GHz

Per 789033 D02 General UNII Test Procedures DR02-41759, section II.G.2.(c): "an out-of-band emission that complies with both the average and peak limits of 15.209 is not required to satisfy the -27 dBm/MHz or -17 dBm/MHz maximum emission limit."

15.209 Peak limit: 74 dBµV/m @ 3 meters
RF conducted limit: 74 dBµV/m -95.2 (3 meters) – 3 dB (MIMO) – 23 dBi antenna gain = -47.2 dBm Peak

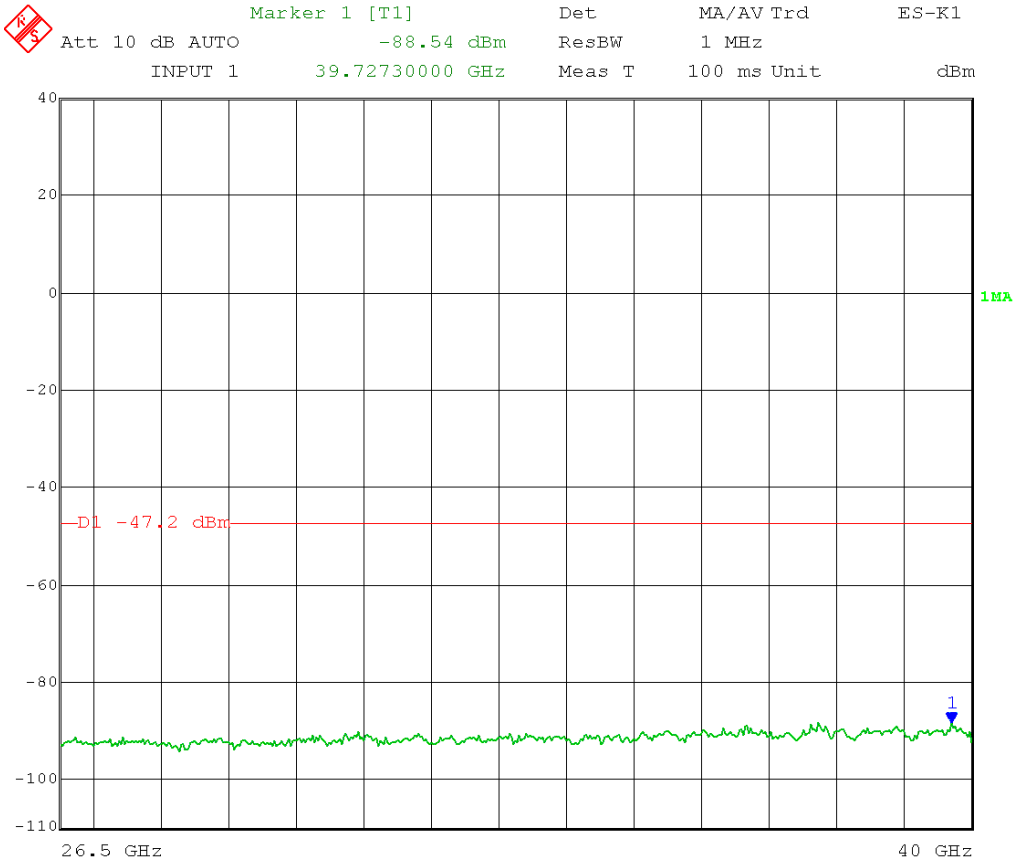

Date: 12.JUN.2014 15:58:44

Appendix B – Measurement Data

B9.0 Unwanted Emission Levels – Radiated from cabinet

Rule Section: Sections 15.407(b)(1) and 15.407(b)(6)

Test Procedure: FCC KDB 789033 D02 General UNII Test Procedures v01 – *Guidance for Compliance Testing of Unlicensed National Information Infrastructure (U-NII) Devices – Part 15, Subpart E*

Section G(1) – Unwanted emissions in the restricted bands
Section G(2) – Unwanted emissions that fall outside of the restricted bands
Section G(3) – General Requirements for Unwanted Emissions Measurements

Below 1000 MHz
Detector = quasi-peak

Peak measurements above 1000 MHz
RBW = 1 MHz
VBW ≥ 3 MHz
Detector = peak
Sweep time = auto
Trace mode = max hold

Average measurements above 1000 MHz
RBW = 1 MHz
VBW ≥ 3 MHz
Detector = AVERAGE
Sweep time = auto
Trace mode = max hold

Limits: Outside restricted bands: Peak EIRP shall not exceed -27 dBm/MHz
Inside restricted bands: Peak and Average limits of FCC Part 15.209
Per 789033 D02 General UNII Test Procedures v01, section G(2)(c): "an out-of-band emission that complies with both the peak and average limits of 15.209 is not required to satisfy the -27 dBm/MHz or -17 dBm/MHz maximum emission limit."

Results: Passed

Notes: Both transmit chains active and at maximum power during test.

5 MHz channel bandwidth tested with Legacy OFDM 54 Mbit/s modulation at the lowest, middle, and highest channels of operation. 40 MHz channel bandwidth tested with MCS15 OFDM modulation. The EUT was set to transmit continuously with 100% duty cycle. Test report shows 5 MHz channel bandwidth data only, as it was found to be worst case.

Tested with both output antenna ports terminated with 50 Ohm terminations. Output power setting in test software was set to 18.0.

Unwanted Emission Levels

- Radiated from cabinet

in the 30 to 1000 MHz Frequency Range

Can be found in

DLS Report #19274 Section B9.0a

FCC Part 15.209

Electric Field Strength

EUT: ePMP 5.1 AP and STA
Manufacturer: Cambium Networks
Operating Condition: 70 deg C 39% R.H.
Test Site: DLS O.F. G1
Operator: Paul L / Craig B
Test Specification: Radieated emissionf from cabinet
Comment: all ports Tx at power setting 18 AP HighCh 5245MHz STA LowCh 5160 MHz
Date: 05-22-2014

TEXT: "Horz 3 meters"

Short Description: Test Set-up

Test Set-up: EUT Measured at 3 Meters with HORIZONTAL Antenna Polarization

Sample Equations:

Total Level(dBµV/m)	= Level(dBµV)	+ System Loss(dB)	+ Antenna Factor(dBµV/m)
24.6	= 35.51	+ (-22.1)	+ 11.20

Margin(dB)	= Limit(dBµV/m)	- Total Level(dBµV/m)
15.4	= 40	- 24.6

Graph Markers:

+	Frequency marker (Level of marker not related to final level)
|	Final maximized level using Quasi-Peak detector
X	Final maximized level using Average dector
#	Final maximized level using Peak detector
-	Background Scan Peak Detector (Optional)
-	Background Scan Average Detector (Optional)

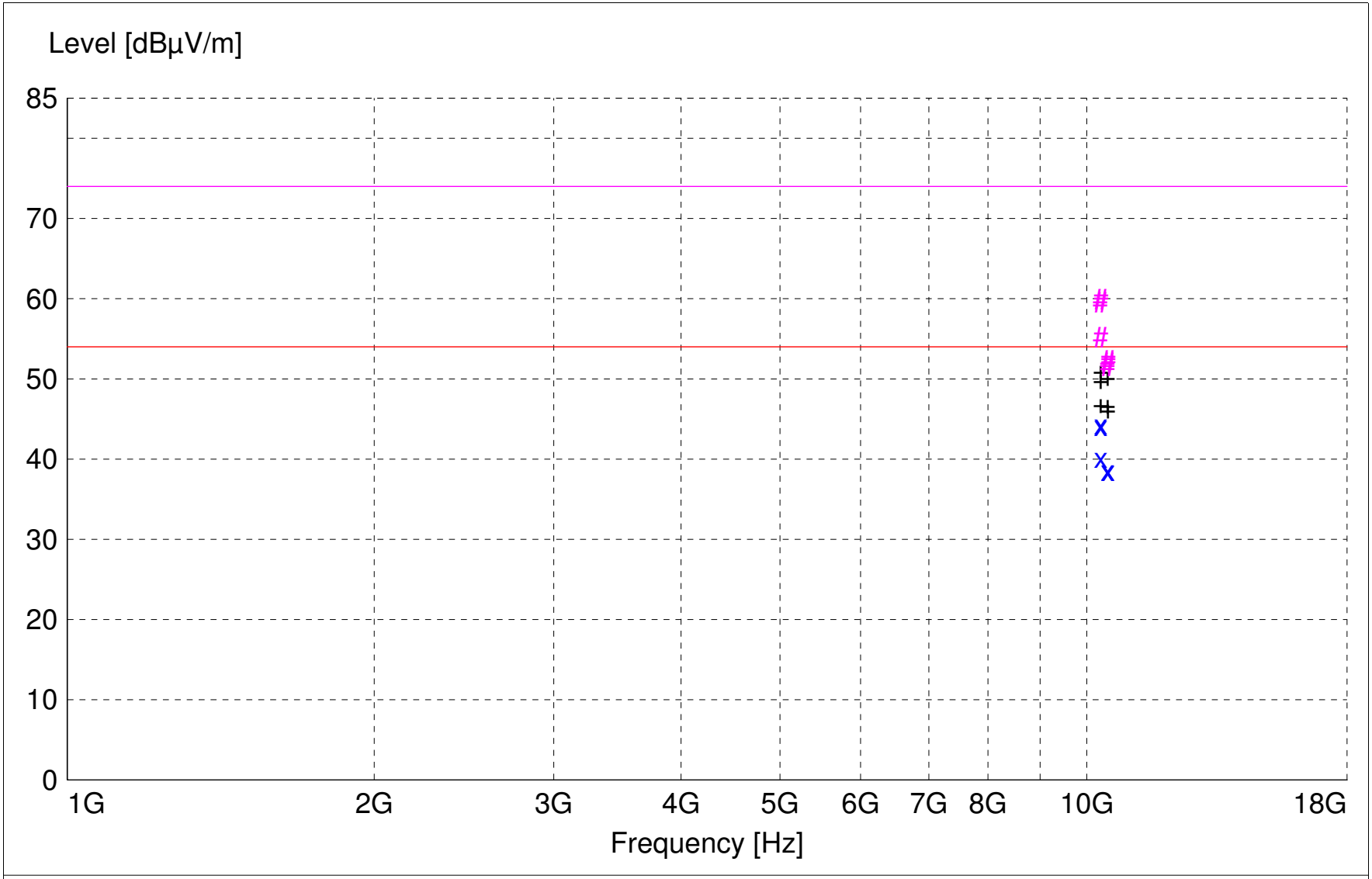

x x : MES A522b_sh_Average
: MES A522b_sh_Peak
+ + : MES A522b_sh_Peak_List
——— LIM FCC Class B F 3m AVG Field Strength AVG Limit 3m
——— LIM FCC Class B F 3m PK Field Strength PEAK Limit 3m

MEASUREMENT RESULT: "A522b_sh_Final"

5/22/2014 2:51PM

Frequency MHz	Level dBµV	Antenna Factor dBµV/m	System Loss dB	Total Level dBµV/m	Limit dBµV/m	Margin dB	Height Ant. m	EuT Angle deg	Final Detector	Comment
10320.800000	42.46	38.34	-36.5	44.3	54.0	9.7	1.00	33	AVERAGE	Y axis STA
10321.200000	42.29	38.34	-36.5	44.1	54.0	9.9	1.00	133	AVERAGE	X axis STA
10321.200000	38.35	38.34	-36.5	40.2	54.0	13.8	1.00	30	AVERAGE	Z axis STA
10320.800000	58.11	38.34	-36.5	59.9	74.0	14.1	1.00	33	MAX PEAK	Y axis STA
10321.200000	57.73	38.34	-36.5	59.5	74.0	14.5	1.00	133	MAX PEAK	X axis STA
10489.600000	36.37	38.34	-36.2	38.5	54.0	15.5	1.00	10	AVERAGE	Y axis AP
10490.000000	36.30	38.34	-36.2	38.5	54.0	15.5	1.00	133	AVERAGE	X axis STA
10488.800000	36.30	38.34	-36.2	38.5	54.0	15.5	1.50	124	AVERAGE	X axis AP
10321.200000	53.41	38.34	-36.5	55.2	74.0	18.8	1.00	30	MAX PEAK	Z axis STA
10488.800000	50.12	38.34	-36.2	52.3	74.0	21.7	1.50	124	MAX PEAK	X axis AP
10489.600000	49.86	38.34	-36.2	52.0	74.0	22.0	1.00	10	MAX PEAK	Y axis AP
10490.000000	49.46	38.34	-36.2	51.6	74.0	22.4	1.00	133	MAX PEAK	X axis STA

FCC Part 15.209

Electric Field Strength

EUT: ePMP 5.1 AP and STA
Manufacturer: Cambium Networks
Operating Condition: 70 deg C 39% R.H.
Test Site: DLS O.F. G1
Operator: Paul L / Craig B
Test Specification: Radieated emissionf from cabinet
Comment: all ports Tx at power setting 18 AP MidCh 5200MHz STA HighCh 5245MHz
Date: 05-22-2014

TEXT: "Horz 3 meters"

Short Description: Test Set-up

Test Set-up: EUT Measured at 3 Meters with HORIZONTAL Antenna Polarization

Sample Equations:

Total Level(dBµV/m)	= Level(dBµV)	+ System Loss(dB)	+ Antenna Factor(dBµV/m)
24.6	= 35.51	+ (-22.1)	+ 11.20

Margin(dB)	= Limit(dBµV/m)	- Total Level(dBµV/m)
15.4	= 40	- 24.6

Graph Markers:

+	Frequency marker (Level of marker not related to final level)
|	Final maximized level using Quasi-Peak detector
X	Final maximized level using Average dector
#	Final maximized level using Peak detector
-	Background Scan Peak Detector (Optional)
-	Background Scan Average Detector (Optional)

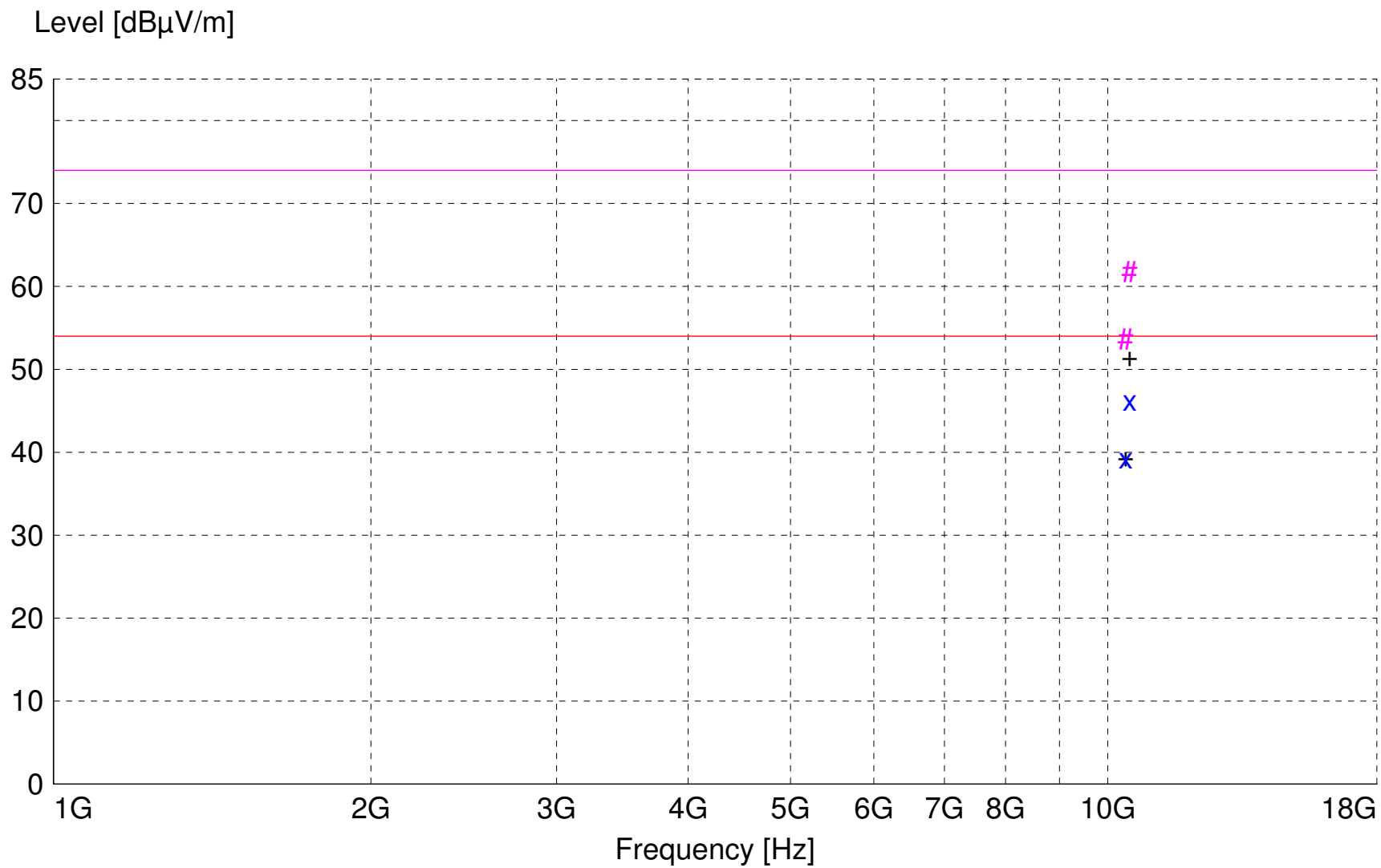

x x : MES A522a_sh_Average
: MES A522a_sh_Peak
+ + : MES A522a_sh_Peak_List
——— LIM FCC Class B F 3m AVG Field Strength AVG Limit 3m
——— LIM FCC Class B F 3m PK Field Strength PEAK Limit 3m

MEASUREMENT RESULT: "A522a_sh_Final"

5/23/2014 10:35AM

Frequency MHz	Level dBµV	Antenna Factor dBµV/m	System Loss dB	Total Level dBµV/m	Limit dBµV/m	Margin dB	Height Ant. m	EuT Angle deg	Final Detector	Comment
10491.200000	44.06	38.34	-36.2	46.2	54.0	7.8	1.10	31	AVERAGE	None
10491.200000	59.65	38.34	-36.2	61.8	74.0	12.2	1.10	31	MAX PEAK	None
10400.180000	37.17	38.34	-36.2	39.3	54.0	14.7	1.00	184	AVERAGE	None
10400.180000	51.61	38.34	-36.2	53.7	74.0	20.3	1.00	184	MAX PEAK	None

FCC Part 15.209

Electric Field Strength

EUT: ePMP 5.1 AP and STA
Manufacturer: Cambium Networks
Operating Condition: 70 deg C 39% R.H.
Test Site: DLS O.F. G1
Operator: Paul L / Craig B
Test Specification: Radieated emissionf from cabinet
Comment: all ports Tx at power setting 18 AP LowCh 5160MHz STA MidCh 5200 MHz
Date: 05-22-2014

TEXT: "Horz 3 meters"

Short Description: Test Set-up

Test Set-up: EUT Measured at 3 Meters with HORIZONTAL Antenna Polarization

Sample Equations: Total Level(dBµV/m) = Level(dBµV) + System Loss(dB) + Antenna Factor(dBµV/m)
24.6 = 35.51 + (-22.1) + 11.20

Margin(dB) = Limit(dBµV/m) - Total Level(dBµV/m)
15.4 = 40 - 24.6

Graph Markers:

+	Frequency marker (Level of marker not related to final level)
|	Final maximized level using Quasi-Peak detector
X	Final maximized level using Average dector
#	Final maximized level using Peak detector
-	Background Scan Peak Detector (Optional)
-	Background Scan Average Detector (Optional)

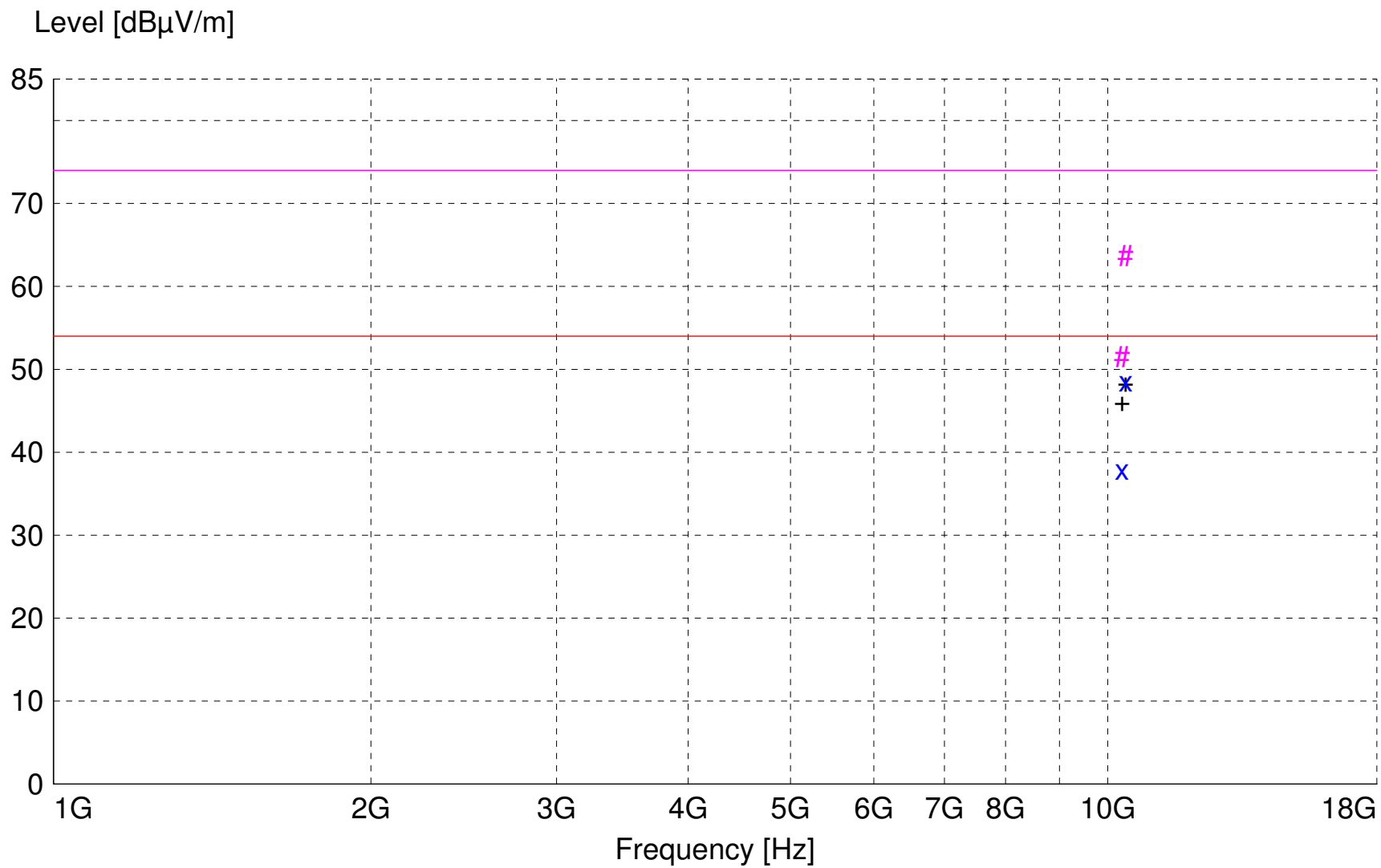

x x : MES A521a_sh_Average
: MES A521a_sh_Peak
+ + : MES A521a_sh_Peak_List
——— LIM FCC Class B F 3m AVG Field Strength AVG Limit 3m
——— LIM FCC Class B F 3m PK Field Strength PEAK Limit 3m

MEASUREMENT RESULT: "A521a_sh_Final"

5/23/2014 9:45AM

Frequency MHz	Level dBµV	Antenna Factor dBµV/m	System Loss dB	Total Level dBµV/m	Limit dBµV/m	Margin dB	Height Ant. m	EuT Angle deg	Final Detector	Comment
10400.950000	46.48	38.34	-36.2	48.6	54.0	5.4	1.00	26	AVERAGE	None
10400.950000	61.60	38.34	-36.2	63.7	74.0	10.3	1.00	26	MAX PEAK	None
10319.600000	36.09	38.34	-36.5	37.9	54.0	16.1	1.50	27	AVERAGE	None
10319.600000	49.78	38.34	-36.5	51.6	74.0	22.4	1.50	27	MAX PEAK	None

FCC Part 15.209

Electric Field Strength

EUT: ePMP 5.1 AP and STA
Manufacturer: Cambium Networks
Operating Condition: 70 deg C 39% R.H.
Test Site: DLS O.F. G1
Operator: Paul L / Craig B
Test Specification: Radieated emissionf from cabinet
Comment: all ports Tx at power setting 18 AP HighCh 5245MHz STA LowCh 5160MHz
Date: 05-22-2014

TEXT: "Vert 3 meters"

Short Description: Test Set-up

Test Set-up: EUT Measured at 3 Meters with VERTICAL Antenna Polarization

Sample Equations: Total Level(dBµV/m) = Level(dBµV) + System Loss(dB) + Antenna Factor(dBµV/m)
24.6 = 35.51 + (-22.1) + 11.20

Margin(dB) = Limit(dBµV/m) - Total Level(dBµV/m)
15.4 = 40 - 24.6

Graph Markers:

+	Frequency marker (Level of marker not related to final level)
|	Final maximized level using Quasi-Peak detector
X	Final maximized level using Average dector
#	Final maximized level using Peak detector
-	Background Scan Peak Detector (Optional)
-	Background Scan Average Detector (Optional)

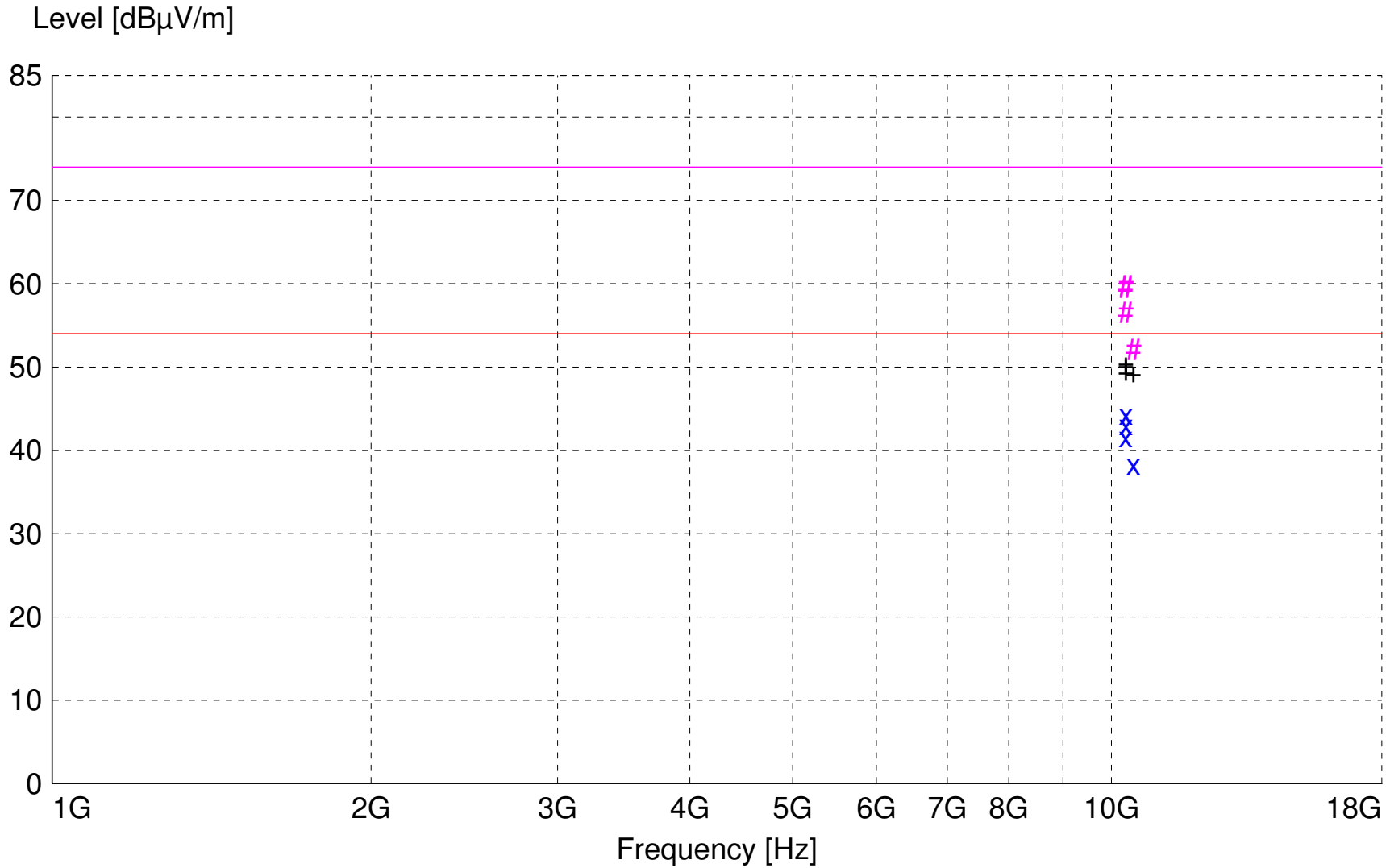

x x : MES A522b_sv_Average
: MES A522b_sv_Peak
+ + : MES A522b_sv_Peak_List
——— LIM FCC Class B F 3m AVG Field Strength AVG Limit 3m
——— LIM FCC Class B F 3m PK Field Strength PEAK Limit 3m

MEASUREMENT RESULT: "A522b_sv_Final"

5/22/2014 3:25PM

Frequency MHz	Level dBµV	Antenna Factor dBµV/m	System Loss dB	Total Level dBµV/m	Limit dBµV/m	Margin dB	Height Ant. m	EuT Angle deg	Final Detector	Comment
10321.000000	42.46	38.34	-36.5	44.3	54.0	9.7	1.00	38	AVERAGE	Z axis STA
10322.400000	41.20	38.34	-36.5	43.0	54.0	11.0	1.50	159	AVERAGE	Y axis STA
10320.000000	39.78	38.34	-36.5	41.6	54.0	12.4	2.00	23	AVERAGE	X axis STA
10321.000000	57.98	38.34	-36.5	59.8	74.0	14.2	1.00	38	MAX PEAK	Z axis STA
10322.400000	57.73	38.34	-36.5	59.5	74.0	14.5	1.50	159	MAX PEAK	Y axis STA
10493.000000	36.09	38.34	-36.2	38.3	54.0	15.7	1.50	161	AVERAGE	Y axis AP
10320.000000	54.74	38.34	-36.5	56.5	74.0	17.5	2.00	23	MAX PEAK	X axis STA
10493.000000	49.99	38.34	-36.2	52.2	74.0	21.8	1.50	161	MAX PEAK	Y axis AP

FCC Part 15.209

Electric Field Strength

EUT: ePMP 5.1 AP and STA
Manufacturer: Cambium Networks
Operating Condition: 70 deg C 39% R.H.
Test Site: DLS O.F. G1
Operator: Paul L / Craig B
Test Specification: Radieated emissionf from cabinet
Comment: all ports Tx at power setting 18 AP MidCh 5200MHz STA HighCh 5245MHz
Date: 05-22-2014

TEXT: "Vert 3 meters"

Short Description: Test Set-up

Test Set-up: EUT Measured at 3 Meters with VERTICAL Antenna Polarization

Sample Equations:

Total Level(dBµV/m)	= Level(dBµV)	+ System Loss(dB)	+ Antenna Factor(dBµV/m)
24.6	= 35.51	+ (-22.1)	+ 11.20

Margin(dB)	= Limit(dBµV/m)	- Total Level(dBµV/m)
15.4	= 40	- 24.6

Graph Markers:

+	Frequency marker (Level of marker not related to final level)
|	Final maximized level using Quasi-Peak detector
X	Final maximized level using Average dector
#	Final maximized level using Peak detector
-	Background Scan Peak Detector (Optional)
-	Background Scan Average Detector (Optional)

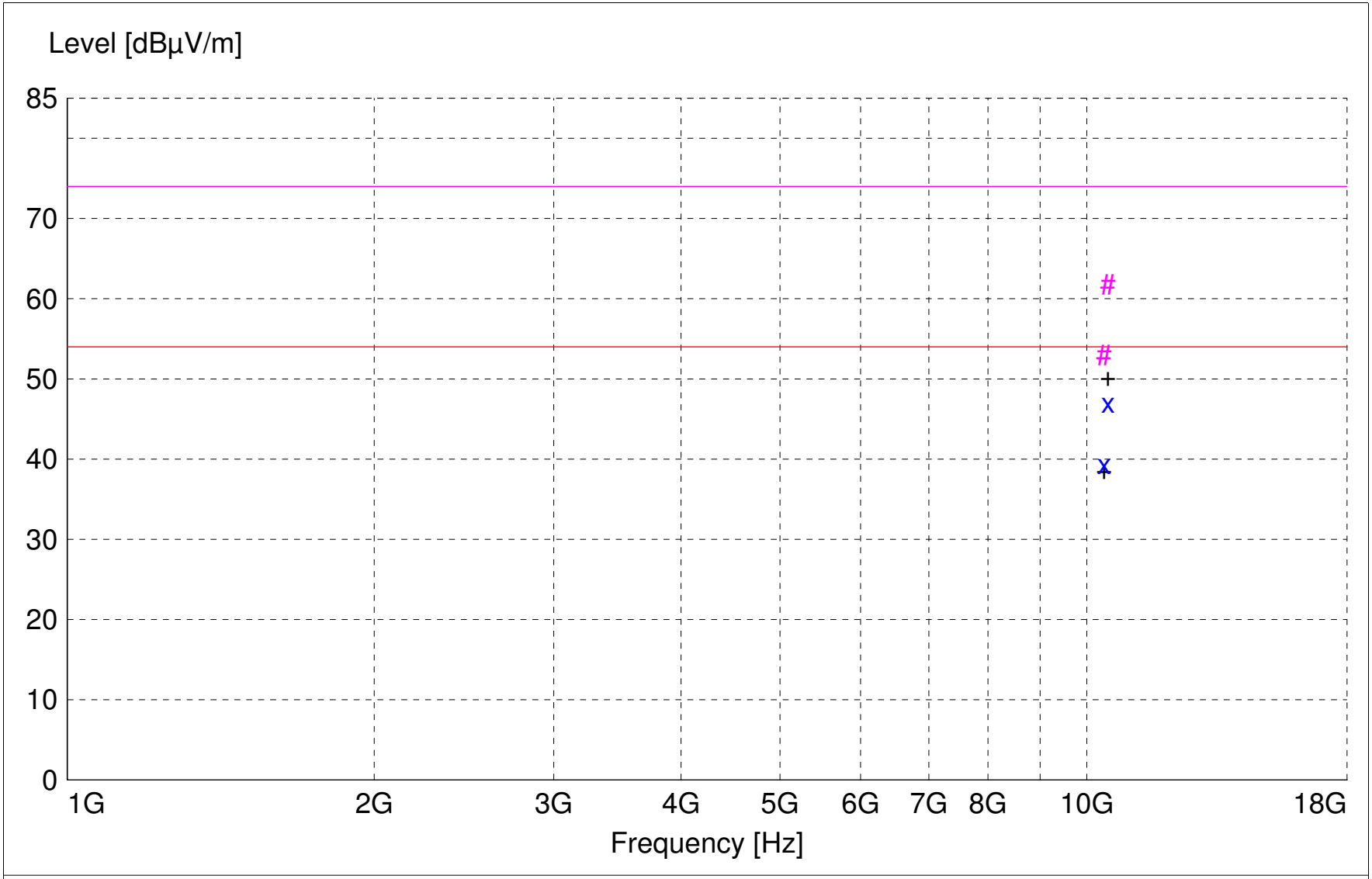

x x : MES A522a_sv_Average
: MES A522a_sv_Peak
+ + : MES A522a_sv_Peak_List
——— LIM FCC Class B F 3m AVG Field Strength AVG Limit 3m
——— LIM FCC Class B F 3m PK Field Strength PEAK Limit 3m

MEASUREMENT RESULT: "A522a_sv_Final"

5/23/2014 10:10AM

Frequency MHz	Level dBµV	Antenna Factor dBµV/m	System Loss dB	Total Level dBµV/m	Limit dBµV/m	Margin dB	Height Ant. m	EuT Angle deg	Final Detector	Comment
10490.400000	44.80	38.34	-36.2	47.0	54.0	7.0	1.00	147	AVERAGE	None
10490.400000	59.63	38.34	-36.2	61.8	74.0	12.2	1.00	147	MAX PEAK	None
10400.940000	37.23	38.34	-36.2	39.3	54.0	14.7	1.45	184	AVERAGE	None
10400.940000	50.93	38.34	-36.2	53.0	74.0	21.0	1.45	184	MAX PEAK	None

FCC Part 15.209

Electric Field Strength

EUT: ePMP 5.1 AP and STA
Manufacturer: Cambium Networks
Operating Condition: 70 deg C 39% R.H.
Test Site: DLS O.F. G1
Operator: Paul L / Craig B
Test Specification: Radieated emissionf from cabinet
Comment: all ports Tx at power setting 18 AP LowCh 5160MHz STA MidCh 5200MHz
Date: 05-22-2014

TEXT: "Vert 3 meters"

Short Description: Test Set-up

Test Set-up: EUT Measured at 3 Meters with VERTICAL Antenna Polarization

Sample Equations: Total Level(dBµV/m) = Level(dBµV) + System Loss(dB) + Antenna Factor(dBµV/m)
24.6 = 35.51 + (-22.1) + 11.20

Margin(dB) = Limit(dBµV/m) - Total Level(dBµV/m)
15.4 = 40 - 24.6

Graph Markers:

+	Frequency marker (Level of marker not related to final level)
|	Final maximized level using Quasi-Peak detector
X	Final maximized level using Average dector
#	Final maximized level using Peak detector
-	Background Scan Peak Detector (Optional)
-	Background Scan Average Detector (Optional)

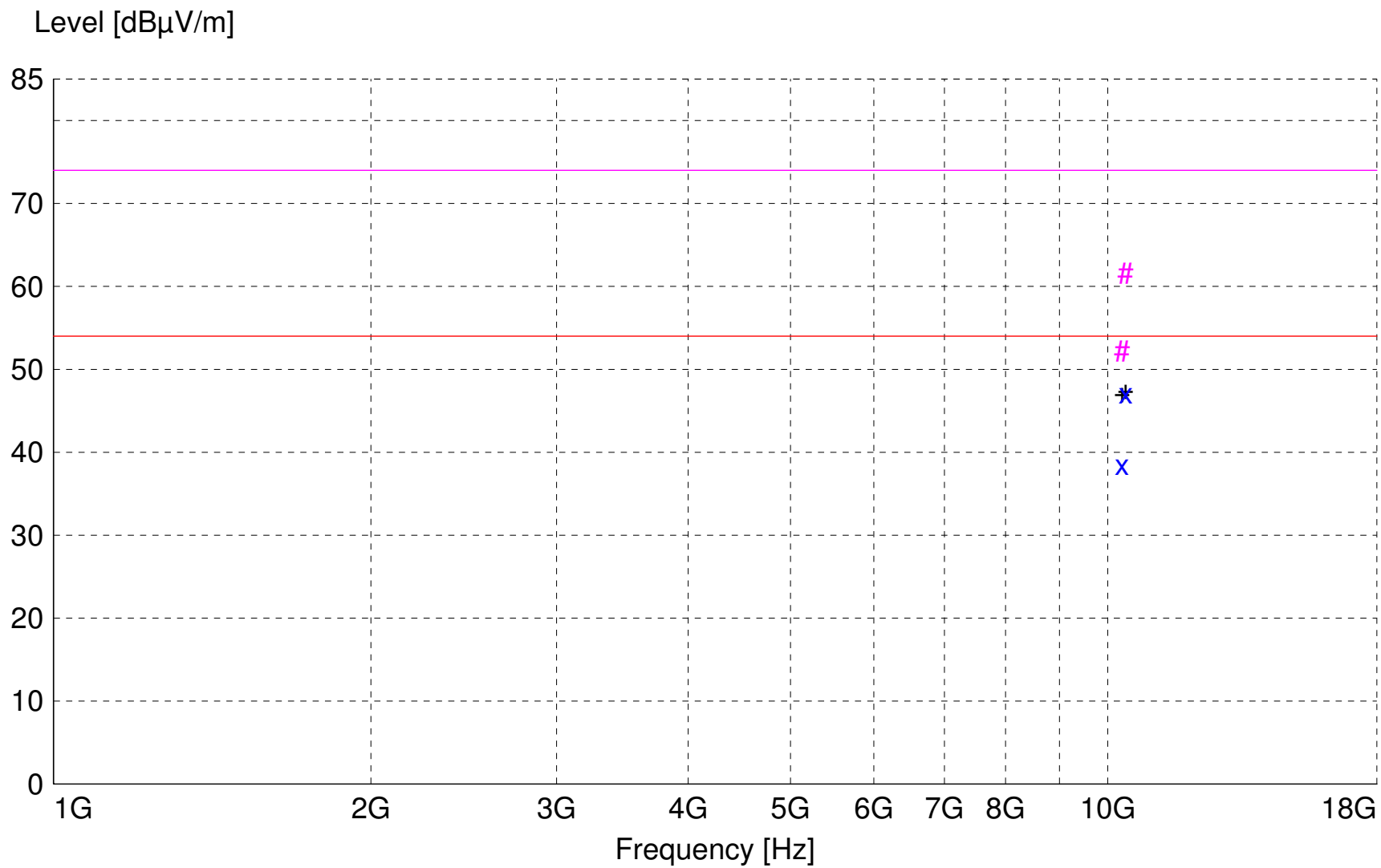

x x : MES A521a_sv_Average
: MES A521a_sv_Peak
+ + : MES A521a_sv_Peak_List
——— LIM FCC Class B F 3m AVG Field Strength AVG Limit 3m
——— LIM FCC Class B F 3m PK Field Strength PEAK Limit 3m

MEASUREMENT RESULT: "A521a_sv_Final"

5/23/2014 9:21AM

Frequency MHz	Level dBµV	Antenna Factor dBµV/m	System Loss dB	Total Level dBµV/m	Limit dBµV/m	Margin dB	Height Ant. m	EuT Angle deg	Final Detector	Comment
10400.950000	44.99	38.34	-36.2	47.1	54.0	6.9	1.60	149	AVERAGE	None
10400.950000	59.50	38.34	-36.2	61.6	74.0	12.4	1.60	149	MAX PEAK	None
10319.600000	36.65	38.34	-36.5	38.5	54.0	15.5	1.50	168	AVERAGE	None
10319.600000	50.43	38.34	-36.5	52.2	74.0	21.8	1.50	168	MAX PEAK	None

No measurable emissions
were detected
from the EUT
above 18 GHz.

Radiated emissions
testing was performed
up to 40 GHz.

END OF REPORT

Revision #	Date	Comments	By
1.0	06-18-2014	Preliminary Release	JS