Cambium Networks

ePMP™

User Guide
For Regulatory Review Only

System Release 3.0

- Product Description
- System Planning
- Configuration
- Operation and Troubleshooting
- Legal and Reference Information

Accuracy

While reasonable efforts have been made to assure the accuracy of this document, Cambium Networks assumes no liability resulting from any inaccuracies or omissions in this document, or from use of the information obtained herein. Cambium reserves the right to make changes to any products described herein to improve reliability, function, or design, and reserves the right to revise this document and to make changes from time to time in content hereof with no obligation to notify any person of revisions or changes. Cambium does not assume any liability arising out of the application or use of any product, software, or circuit described herein; neither does it convey license under its patent rights or the rights of others. It is possible that this publication may contain references to, or information about Cambium products (machines and programs), programming, or services that are not announced in your country. Such references or information must not be construed to mean that Cambium intends to announce such Cambium products, programming or services in your country.

Copyrights

This document, Cambium products, and 3rd Party software products described in this document may include or describe copyrighted Cambium and other 3rd Party supplied computer programs stored in semiconductor memories or other media. Laws in the United States and other countries preserve for Cambium, its licensors, and other 3rd Party supplied software certain exclusive rights for copyrighted material, including the exclusive right to copy, reproduce in any form, distribute and make derivative works of the copyrighted material. Accordingly, any copyrighted material of Cambium, its licensors, or the 3rd Party software supplied material contained in the Cambium products described in this document may not be copied, reproduced, reverse engineered, distributed, merged or modified in any manner without the express written permission of Cambium. Furthermore, the purchase of Cambium products shall not be deemed to grant either directly or by implication, estoppel, or otherwise, any license under the copyrights, patents or patent applications of Cambium or other 3rd Party supplied software, except for the normal non-exclusive, royalty free license to use that arises by operation of law in the sale of a product.

Restrictions

Software and documentation are copyrighted materials. Making unauthorized copies is prohibited by law. No part of the software or documentation may be reproduced, transmitted, transcribed, stored in a retrieval system, or translated into any language or computer language, in any form or by any means, without prior written permission of Cambium.

License Agreements

The software described in this document is the property of Cambium and its licensors. It is furnished by express license agreement only and may be used only in accordance with the terms of such an agreement.

High Risk Materials

Cambium and its supplier(s) specifically disclaim any express or implied warranty of fitness for any high risk activities or uses of its products including, but not limited to, the operation of nuclear facilities, aircraft navigation or aircraft communication systems, air traffic control, life support, or weapons systems ("High Risk Use"). Any High Risk is unauthorized, is made at your own risk and you shall be responsible for any and all losses, damage or claims arising out of any High Risk Use.

© 2016 Cambium Networks Limited. All Rights Reserved.

Safety and regulatory information

This section describes important safety and regulatory guidelines that must be observed by personnel installing or operating ePMP equipment.

IMPORTANT SAFETY INFORMATION

Warning

To prevent loss of life or physical injury, observe the safety guidelines in this section.

Power lines

Exercise extreme care when working near power lines.

Working at heights

Exercise extreme care when working at heights.

Grounding and protective earth

Connectorized ePMP devices must be properly grounded to protect against lightning. It is the user's responsibility to install the equipment in accordance with national regulations. In the USA, follow Section 810 of the *National Electric Code, ANSI/NFPA No.70-1984* (USA). In Canada, follow Section 54 of the *Canadian Electrical Code*. These codes describe correct installation procedures for grounding the outdoor unit, mast, lead-in wire and discharge unit, size of grounding conductors and connection requirements for grounding electrodes. Other regulations may apply in different countries and therefore it is recommended that installation be contracted to a professional installer.

Powering down before servicing

Always power down and unplug the equipment before servicing.

Primary disconnect device

The ePMP power supply is the primary disconnect device.

External cables

Safety may be compromised if outdoor rated cables are not used for connections that will be exposed to the outdoor environment.

RF exposure near the antenna

Strong radio frequency (RF) fields will be present close to the antenna when the transmitter is on. Always turn off the power to the ePMP device before undertaking maintenance activities in front of the antenna.

Minimum separation distances

Install the ePMP device so as to provide and maintain the minimum separation distances from all persons.

The minimum separation distances for each frequency variant are specified in Calculated distances and power compliance margins on page 189.

IMPORTANT REGULATORY INFORMATION

The ePMP product is certified as an unlicensed device in frequency bands where it is not allowed to cause interference to licensed services (called primary users of the bands).

Radar avoidance

In countries where radar systems are the primary band users, the regulators have mandated special requirements to protect these systems from interference caused by unlicensed devices. Unlicensed devices must detect and avoid co-channel operation with radar systems.

The ePMP provides detect and avoid functionality for countries and frequency bands requiring protection for radar systems.

Installers and users must meet all local regulatory requirements for radar detection. To meet these requirements, users must set the correct country code during commissioning of the ePMP equipment. If this is not done, installers and users may be liable to civil and criminal penalties.

Contact the Cambium helpdesk if more guidance is required.

USA and Canada specific information

The USA Federal Communications Commission (FCC) has asked manufacturers to implement special features to prevent interference to weather radar systems that operate in the band 5600 MHz to 5650 MHz. These features must be implemented in all products able to operate outdoors in the band 5470 MHz to 5725 MHz.

Manufacturers must ensure that such radio products cannot be configured to operate outside of FCC rules; specifically it must not be possible to disable or modify the radar protection functions that have been demonstrated to the FCC.

In order to comply with these FCC requirements, Cambium supplies variants of the ePMP for operation in the USA or Canada. These variants are only allowed to operate with license keys and country codes that comply with FCC/IC rules. In particular, operation of radio channels overlapping the band 5600-5650 MHz is not allowed and these channels are permanently barred.

In addition, other channels may also need to be barred when operating close to weather radar installations.

Note

To ensure compliance with FCC rules (KDB 443999: Interim Plans to Approve UNII Devices Operating in the 5470 - 5725 MHz Band with Radar Detection and DFS Capabilities), follow Avoidance of weather radars on page 92.

Other variants of the ePMP are available for use in the rest of the world, but these variants are not supplied to the USA or Canada except under strict controls, when they are needed for export and deployment outside the USA or Canada.

Specific expertise and training required for professional installers

To ensure that the ePMP is installed and configured in compliance with the requirements of Industry Canada and the FCC, installers must have the radio engineering skills and training described in this section. This is particularly important when installing and configuring an ePMP system for operation in the 5 GHz band (5150 – 5250 MHz – FCC only, 5250 – 5350 MHz, 5470 – 5725 MHz and 5725 – 5850 MHz).

Avoidance of weather radars

The installer must be familiar with the requirements in FCC KDB 443999. Essentially, the installer must be able to:

- Access the FCC database of weather radar location and channel frequencies.
- Use this information to correctly configure the product (using the GUI) to avoid operation on channels that must be avoided according to the guidelines that are contained in the KDB and explained in detail in this user guide.

In ETSI regions, the band 5600 MHz to 5650 MHz is reserved for the use of weather radars.

External antennas

When using a connectorized version of the product (as compared to the version with an integrated antenna), the conducted transmit power must be reduced to ensure the regulatory limit on transmitter EIRP is not exceeded. The installer must have an understanding of how to compute the effective antenna gain from the actual antenna gain and the antenna cable losses.

The product GUI automatically applies the correct conducted power limit to ensure that it is not possible for the installation to exceed the EIRP limit, when the appropriate values for antenna gain are entered into the GUI.

Ethernet networking skills

The installer must have the ability to configure IP addressing on a PC and to set up and control products using a web browser interface.

Lightning protection

To protect outdoor radio installations from the impact of lightning strikes, the installer must be familiar with the normal procedures for site selection, bonding and grounding. Installation guidelines for the ePMP can be found in section System planning on page 88.

Training

The installer needs to have basic competence in radio and IP network installation. The specific requirements applicable to the ePMP must be gained by reading this user guide and by performing sample setups at base workshop before live deployments.

Contents

Safety and regulatory information 3
Important safety information 3
Important regulatory information 4
Contents 6
About This User Guide 11
General information 12
Version information 12
Contacting Cambium Networks 13
Problems and warranty 15
Security advice 16
Warnings, cautions, and notes 17
Caring for the environment 18
Product description 19
Overview of ePMP 20
Purpose 20
Key features 20
Typical deployment Equipment 21
Wireless operation 23
Time division duplexing 23
OFDM and channel bandwidth 23
Adaptive modulation 23
MIMO 23
Radar avoidance 24
Encryption 24
Country codes 24
Smart Beamforming (ePMP 2000 series) 25
PMP networks 25
Further reading on wireless operation 26
System management 27
Management agent 27
Web server 27
SNMP 29
Network Time Protocol (NTP) 29
Cambium Network Services Server 29
Software upgrade 30
Further reading on system management 30
System hardware 31
Site planning 32
Site installation 32
Grounding and lightning protection 32
Lightning protection zones 33
ePMP 2000 34
ePMP 2000 Access Point with Intelligent Filtering and Sync 34
ePMP 2000 Access Point with Intelligent Filtering and Sync description 34
ePMP 2000 Access Point with Intelligent Filtering and Sync part numbers 35

ePMP 2000 Access Point with Intelligent Filtering and Sync mounting bracket.....36
ePMP 2000 Access Point with Intelligent Filtering and Sync interfaces.....37
ePMP 2000 Access Point with Intelligent Filtering and Sync LEDs.....38
ePMP 2000 Access Point with Intelligent Filtering and Sync specifications.....38
ePMP 2000 Access Point with Intelligent Filtering and Sync heater.....40
ePMP 2000 Access Point with Intelligent Filtering and Sync - external antenna location.....40
ePMP 2000 Access Point with Intelligent Filtering and Sync wind loading.....41
ePMP 2000 Access Point with Intelligent Filtering and Sync software packages.....42
ePMP 2000 Access Point with Intelligent Filtering and Sync, antennas and antenna cabling.....42
Antenna requirements.....42
FCC and IC approved antennas.....43

ePMP 1000.....44
ePMP 1000 Connectorized Radio with Sync.....44
ePMP 1000 Connectorized Radio with Sync description.....44
ePMP 1000 Connectorized Radio with Sync part numbers.....45
ePMP 1000 Connectorized Radio with Sync mounting bracket.....45
ePMP 1000 Connectorized Radio with Sync interfaces.....46
ePMP 1000 Connectorized Radio with Sync LEDs.....47
ePMP 1000 Connectorized Radio with Sync specifications.....48
ePMP 1000 Connectorized Radio with Sync heater.....49
ePMP 1000 Connectorized Radio with Sync and external antenna location.....49
ePMP 1000 Connectorized Radio with Sync wind loading.....50
ePMP 1000 Connectorized Radio with Sync software packages.....50
ePMP 1000 Connectorized Radio with Sync, antennas and antenna cabling.....51
ePMP 1000 Antenna requirements.....51
ePMP 1000 FCC and IC approved antennas.....51
ePMP 1000 Integrated Radio.....52
ePMP 1000 Integrated Radio description.....52
ePMP 1000 Integrated Radio part numbers.....53
ePMP 1000 Integrated Radio mounting bracket.....53
ePMP 1000 Integrated Radio interfaces.....54
ePMP 1000 Integrated Radio LEDs.....55
ePMP 1000 Integrated Radio specifications.....55
ePMP 1000 Integrated Radio heater.....56
ePMP 1000 Integrated Radio wind loading.....56
ePMP 1000 Integrated Radio software packages.....57
ePMP 1000 Connectorized Radio.....58
ePMP 1000 Connectorized Radio description.....58
ePMP 1000 Connectorized Radio part numbers.....59
ePMP 1000 Connectorized Radio mounting bracket.....59
ePMP 1000 Connectorized Radio Interfaces.....60
ePMP 1000 Connectorized Radio LEDs.....61
ePMP 1000 Connectorized Radio specifications.....62
ePMP 1000 Connectorized Radio heater.....63
ePMP 1000 Connectorized Radio and external antenna location.....63
ePMP 1000 Connectorized Radio wind loading.....64

Connectorized Radio software packages 64
ePMP 1000 Connectorized Radio antennas and antenna cabling 65
ePMP 1000 Antenna requirements 65
ePMP 1000 FCC and IC approved antennas 65
Force 180 66
Force 180 description 66
Force 180 part numbers 67
Force 180 mounting bracket 67
Force 180 interfaces 68
Force 180 LEDs 69
Force 180 specifications 69
Force 180 heater 70
Force 180 wind loading 70
Force 180 software packages 71
Force 200 72
Force 200 description 72
Force 200 part numbers 73
Force 200 mounting bracket 74
Force 200 interfaces 75
Force 200 LEDs 76
Force 200 specifications 76
Force 200 heater 77
Force 200 wind loading 77
Force 200 software packages 78
ePMP 2000 Series Power Supply 79
Power supply description 79
Power supply part numbers 79
Power supply interfaces 80
Power supply specifications 81
Power supply location 81
ePMP 1000 Series Power Supply (includes Force 180 and Force 200) 82
Power supply description 82
Power supply part numbers 82
Power supply interfaces 83
Power supply specifications 84
Power supply location 84
Ethernet cabling 85
Ethernet standards and cable lengths 85
Outdoor Cat5e cable 85
Surge Suppression unit 86
Cambium 600SSH details 87

System planning 88
Radio spectrum planning 89
General wireless specifications 89
Regulatory limits 90
Conforming to the limits 90
Available spectrum 91
Channel bandwidth 91

Avoidance of weather radars 92
Link planning 93
Range and obstacles 93
Path loss 93
Adaptive modulation 94
Planning for connectorized units 95
Calculating maximum power level for connectorized units 95
Data network planning 97
Ethernet interfaces 97
Management VLAN 98
Quality of service for bridged Ethernet traffic 98

Legal and reference information 99
Cambium Networks end user license agreement 100
Acceptance of this agreement 100
Definitions 100
Grant of license 100
Conditions of use 100
Title and restrictions 101
Confidentiality 102
Right to use Cambium's name 102
Transfer 102
Updates 102
Maintenance 102
Disclaimer 103
Limitation of liability 103
U.S. government 103
Term of license 104
Governing law 104
Assignment 104
Survival of provisions 104
Entire agreement 104
Third party software 104
Preamble 115
TERMS AND CONDITIONS FOR COPYING, DISTRIBUTION AND MODIFICATION ... 116
END OF TERMS AND CONDITIONS 121
Hardware warranty 181
Limit of liability 182
System threshold, output power and link loss 183
Dynamic transmitter output power 186
Compliance with safety standards 187
Electrical safety compliance 187
Electromagnetic compatibility (EMC) compliance 187
Human exposure to radio frequency energy 188
Compliance with radio regulations 202
Type approvals 202
FCC and ETSI compliance testing 203
Examples of regulatory limits 206
Notifications 222

2.4 GHz, 5.4 GHz regulatory compliance 222
5.8 GHz regulatory compliance 228
Thailand notification 231
Data throughput tables 232
Data throughput capacity 232
Radio Specifications 235
ePMP 2000 Access Point with Intelligent Filtering and Sync Specifications 235
ePMP 1000 Connectorized Radio with Sync Specifications 237
ePMP 1000 Integrated Radio Specifications 242
ePMP 1000 Connectorized Radio Specifications 246
Force 180 Specifications 250
Force 200 Specifications 252
Glossary 255

About This User Guide

This guide describes the planning, installation, configuration and operation of the Cambium ePMP Series of point-to-multipoint wireless Ethernet systems. It is intended for use by the system designer, system installer and system administrator.

For radio network design, see:

- Product description
- System hardware
- System planning
- Legal and reference information

For system configuration, monitoring and fault finding, see:

- Error! Reference source not found.
- Error! Reference source not found.

For radio equipment installation, refer to the following guides:

- The *ePMP Quick Start Guide*
- The *ePMP Installation Guide*

Note

The *ePMP Installation Guide* is reproduced as an addendum to this user guide.

General information

VERSION INFORMATION

The following shows the issue status of this document:

Issue	Date of issue	Remarks
001v000	October 2013	System Release 1.0 (Software Release 1.1.6)
002v000	December 2013	System Release 1.0 (Software Release 1.2.3)
003v000	January 2014	System Release 1.0 (Software Release 1.3.4)
004v000	March 2014	System Release 1.0 (Software Release 1.4.1)
005v000	March 2014	System Release 1.0 (Software Release 1.4.3)
006v000	April 2014	System Release 1.0 (Software Release 1.4.4)
007v000	June 2014	System Release 2.0 (Software Release 2.0)
008v000	July 2014	System Release 2.1 (Software Release 2.1)
010v000	September 2014	System Release 2.2 (Software Release 2.2)
011v000	October 2014	System Release 2.3 (Software Release 2.3)
012v000	November 2014	System Release 2.3.1 (Software Release 2.3.1)
013v000	December 2014	System Release 2.3.3 (Software Release 2.3.3)
014v000	December 2014	System Release 2.3.4 (Software Release 2.3.4)
015v000	March 2015	System Release 2.4 (Software Release 2.4)
016v000	April 2015	System Release 2.4.1 (Software Release 2.4.1) System Release 2.4.2 (Software Release 2.4.2)
017v000	June 2015	System Release 2.4.3 (Software Release 2.4.3)
018v000	August 2015	System Release 2.5 (Software Release 2.5)
019v000	October 2015	System Release 2.5.1 (Software Release 2.5.1)
020v000	November 2015	System Release 2.5.2 (Software Release 2.5.2)
021v000	December 2015	System Release 2.6 (Software Release 2.6)
022v000	February 2016	System Release 2.6.1 (Software Release 2.6.1)
023v000	June 2016	System Release 2.6.2 (Software Release 2.6.2)
024v000	June 2016	System Release 3.0 (Software Release 3.0)

CONTACTING CAMBIUM NETWORKS

Support website:	http://www.cambiumnetworks.com/support
Main website:	http://www.cambiumnetworks.com
Sales enquiries:	solutions@cambiumnetworks.com
Support enquiries:	support@cambiumnetworks.com
Telephone number list:	http://www.cambiumnetworks.com/support/contact-support/
Address:	Cambium Networks Limited, 3800 Golf Road, Suite 360 Rolling Meadows, IL 60008

Purpose

Cambium Networks ePMP documents are intended to instruct and assist personnel in the operation, installation and maintenance of the Cambium ePMP equipment and ancillary devices. It is recommended that all personnel engaged in such activities be properly trained.

Cambium disclaims all liability whatsoever, implied or expressed, for any risk of damage, loss or reduction in system performance arising directly or indirectly out of the failure of the customer, or anyone acting on the customer's behalf, to abide by the instructions, system parameters, or recommendations made in this document.

Cross references

References to external publications are shown in *italics*. Other cross references, emphasized in green text in electronic versions, are active links to the references.

Feedback

We appreciate feedback from the users of our documents. This includes feedback on the structure, content, accuracy, or completeness of our documents.

For feedback, e-mail to support@cambiumnetworks.com.

Problems and warranty

Reporting problems

If any problems are encountered when installing or operating this equipment, follow this procedure to investigate and report:

1. Search this document and the software release notes of supported releases.
2. Visit the support website:
   http://www.cambiumnetworks.com/support/
3. Ask for assistance from the Cambium product supplier.
4. Gather information from affected units, such as any available diagnostic downloads.
5. Escalate the problem by emailing or telephoning support:
   http://www.cambiumnetworks.com/support/contact-support

Repair and service

If unit failure is suspected, obtain details of the Return Material Authorization (RMA) process from the support website.

Warranty

Cambium's standard hardware warranty is for one (1) year from date of shipment from Cambium or a Cambium distributor. Cambium warrants that hardware will conform to the relevant published specifications and will be free from material defects in material and workmanship under normal use and service. Cambium shall within this time, at its own option, either repair or replace the defective product within thirty (30) days of receipt of the defective product. Repaired or replaced product will be subject to the original warranty period but not less than thirty (30) days.

To register PMP products or activate warranties, visit the support website.

For warranty assistance, contact the reseller or distributor.

Caution

Do not open the radio housing for repair or diagnostics; there are no serviceable parts within the housing.

Portions of Cambium equipment may be damaged from exposure to electrostatic discharge. Use precautions to prevent damage.

Security advice

Cambium Networks systems and equipment provide security parameters that can be configured by the operator based on their particular operating environment. Cambium recommends setting and using these parameters following industry recognized security practices. Security aspects to be considered are protecting the confidentiality, integrity, and availability of information and assets. Assets include the ability to communicate, information about the nature of the communications, and information about the parties involved.

In certain instances Cambium makes specific recommendations regarding security practices, however the implementation of these recommendations and final responsibility for the security of the system lies with the operator of the system.

Cambium Networks ePMP equipment is shipped with default web management interface login credentials. It is highly recommended that these usernames and passwords are modified prior to system deployment.

Warnings, cautions, and notes

The following describes how warnings and cautions are used in this document and in all documents of the Cambium Networks document set.

Warnings

Warnings precede instructions that contain potentially hazardous situations. Warnings are used to alert the reader to possible hazards that could cause loss of life or physical injury. A warning has the following format:

Warning

Warning text and consequence for not following the instructions in the warning.

Cautions

Cautions precede instructions and are used when there is a possibility of damage to systems, software, or individual items of equipment within a system. However, this damage presents no danger to personnel. A caution has the following format:

Caution

Caution text and consequence for not following the instructions in the caution.

Notes

A note means that there is a possibility of an undesirable situation or provides additional information to help the reader understand a topic or concept. A note has the following format:

Note

Note text.

Caring for the environment

The following information describes national or regional requirements for the disposal of Cambium Networks supplied equipment and for the approved disposal of surplus packaging.

In EU countries

The following information is provided to enable regulatory compliance with the European Union (EU) directives identified and any amendments made to these directives when using Cambium equipment in EU countries.

Disposal of Cambium equipment

European Union (EU) Directive 2002/96/EC Waste Electrical and Electronic Equipment (WEEE)

Do not dispose of Cambium equipment in landfill sites. For disposal instructions, see http://www.cambiumnetworks.com/support

Disposal of surplus packaging

Do not dispose of surplus packaging in landfill sites. In the EU, it is the individual recipient's responsibility to ensure that packaging materials are collected and recycled according to the requirements of EU environmental law.

In non-EU countries

In non-EU countries, dispose of Cambium equipment and all surplus packaging in accordance with national and regional regulations.

Product description

This chapter provides a high level description of the ePMP product. It describes the function of the product, the main product variants and typical deployment. It also describes the main hardware components.

The following topics are described in this chapter:

- The key features, typical uses, product variants and components of the ePMP are explained in Overview of ePMP on page 20.
- How the ePMP wireless link is operated, including modulation modes, power control and security is described under Wireless operation on page 23.
- The ePMP management system, including the web interface, installation, configuration, alerts and upgrades is described in System management on page 27.

Overview of ePMP

This section introduces the key features, typical uses, product variants and components of the ePMP.

PURPOSE

Cambium ePMP Series products are designed for Ethernet bridging over point-to-multipoint microwave links in the unlicensed 5 GHz and 2.4 GHz bands. Users must ensure that the ePMP Series complies with local operating regulations.

The ePMP Series acts as a transparent bridge between two segments of the operator and customers' networks. In this sense, it can be treated as a virtual wired connection between the Access Point and the Subscriber Module. The ePMP Series forwards 802.3 Ethernet packets destined for the other part of the network and filters packets it does not need to forward.

KEY FEATURES

The ePMP is a high performance wireless bridge for Ethernet traffic with a maximum UDP throughput of 200+ Mbps (40 MHz Channel Bandwidth). It is capable of operating in line-of-sight (LOS) and near-LOS conditions. Its maximum LOS range is 13 mi (20 MHz channel bandwidth) or 9 mi (40 MHz channel bandwidth).

Utilizing GPS sync, the ePMP is an ideal fit for networks that require capacity and reliability for superior QoS in remote and underserved areas. The integrated PTP and PMP solution features an efficient GPS synchronized operational mode that permits highly scalable frequency reuse.

ePMP operates in the unlicensed 5 GHz and 2.4 GHz bands and supports a channel bandwidth of up to 40 MHz. It is available with an integrated antenna or in connectorized version for use with an external antenna.

The wireless link is primarily TDD based. System Release 1.2.3 added a Flexible Frame Ratio option which provides improved latency and throughput under unsynchronized operational mode.

From a network point-of-view, the ePMP wireless link is a transparent Layer 2 bridge. It offers limited switching capability in order to support a primary and a secondary (future release) Ethernet port on the Subscriber Module.

ePMP supports quality of service (QoS) classification capability and supports three traffic priorities. Management of the unit is conducted via the same interface as the bridged traffic (in-band Management).

System Release 1.3.4 adds support for RADIUS EAP-TTLS authentication and VSA support for MIR.

When deployed with a sector antenna, the ePMP 1000 GPS Sync Radio can be configured as a GPS synchronized Access Point serving ePMP Integrated Radios configured as Subscriber Modules. When deployed with a high gain point to point antenna, the ePMP GPS Sync Radio can be configured to be a GPS Synchronized Backhaul Master, forming a PTP link with another ePMP Radio module.

A summary of the main ePMP characteristics is listed under Table 1.

Table 1 Main characteristics of the ePMP Series

Characteristic	Value
Topology	PMP or PTP
Wireless link condition	LOS, near LOS
Range	5 MHz: Up to 21 mi 10 MHz: Up to 17 mi 20 MHz: Up to 13 mi 40 MHz: Up to 9 mi
Scheduler	TDD (Fixed or Flexible Ratios), ePTP, Standard WiFi
Connectivity	Ethernet
Operating frequencies	ePMP 2000 Unlicensed bands, 5 GHz
	ePMP 1000 Unlicensed bands, 5 GHz and 2.4 GHz
Channel bandwidth	5 MHz, 10 MHz, 20 MHz or 40 MHz
Data rate	200+ Mbps

TYPICAL DEPLOYMENT EQUIPMENT

The ePMP is a solution consisting of integrated or connectorized outdoor units, indoor power supply units/LAN injectors, cabling and surge suppression equipment.

The main hardware components of an ePMP deployment are as follows:

- **ePMP 2000 Access Point with Intelligent Filtering and Sync** or **Connectorized Radio with GPS Sync (ePMP 1000):** A connectorized outdoor transceiver unit containing all the radio, networking, and surge suppression electronics.
- **ePMP 2000 Access Point with Intelligent Sync Power Supply** or **GPS Sync Connectorized Radio (ePMP 1000) Power Supply:** An indoor power supply module providing Power-over-Ethernet (PoE) supply and 1000/100/10 Base-TX to the Access Point.
- **ePMP 2000 Access Point with Intelligent Sync** or **GPS Sync Connectorized Radio (ePMP 1000) Radio Cabling and lightning protection:** Shielded Cat5e cables, grounding cables, and connectors.
- **Integrated Radio:** An integrated-antenna outdoor transceiver unit containing all the radio, networking, antenna, and surge suppression electronics.
- **Integrated or Un-sync Connectorized Radio:** A connectorized outdoor transceiver unit containing all the radio, networking and surge suppression electronics.
- **Integrated Radio Power Supply:** An indoor power supply module providing Power-over-Ethernet (PoE) supply and 100/10 Base-TX to the Subscriber Module.
- **Integrated Radio Cabling and lightning protection:** Shielded Cat5e cables and connectors

For more information about these components, including interfaces, specifications and Cambium part numbers, see System hardware on page 31.

Wireless operation

This section describes how the ePMP wireless link is operated, including modulation modes, power control and security.

TIME DIVISION DUPLEXING

TDD cycle

ePMP links operate using Time Division Duplexing (TDD). The links employ a TDD cycle in which the APs determines which SMs may transmit and when based on the configured downlink/uplink ratio (duty cycle). Three fixed Downlink/Uplink frame ratios are available – 75/25, 50/50 and 30/70. A flexible frame ratio is available as a fourth option where the AP dynamically determines the downlink and uplink ratio based on data demand in each direction.

OFDM AND CHANNEL BANDWIDTH

The ePMP series transmits using Orthogonal Frequency Division Multiplexing (OFDM). This wideband signal consists of many equally spaced sub-carriers. Although each sub carrier is modulated at a low rate using conventional modulation schemes, the resultant data rate from all the sub-carriers is high.

The channel bandwidth of the OFDM signal is 5 MHz, 10 MHz, 20 MHz or 40 MHz, based on operator configuration.

Each channel is offset in center frequency from its neighboring channel by 5 MHz.

ADAPTIVE MODULATION

The ePMP series can transport data over the wireless link using a number of different modulation modes ranging from 64-QAM to QPSK. For a given channel bandwidth and TDD frame structure, each modulation mode transports data at a fixed rate. Also, the receiver requires a given signal to noise ratio in order to successfully demodulate a given modulation mode. Although the more complex modulations such as 64QAM will transport data at a much higher rate than the less complex modulation modes, the receiver requires a much higher signal to noise ratio.

The ePMP series provides an adaptive modulation scheme where the receiver constantly monitors the quality of the received signal and notifies the far end of the link of the optimum modulation mode with which to transmit. In this way, optimum capacity is achieved at all times.

MIMO

Multiple-Input Multiple-Output (MIMO) technique provides protection against fading and increases the probability of a received decoded signal to be usable.

The ePMP transmits two signals on the same radio frequency, one of which is 90 degrees offset from the other.

RADAR AVOIDANCE

In regions where protection of radars is part of the local regulations, the ePMP must detect interference from radar-like systems and avoid co-channel operation with these systems.

To meet this requirement, the ePMP implements the following features:

- The equipment can only transmit on available channels, of which there are none at initial power up. The radar detection algorithm will always scan a usable channel for 60 seconds for radar interference before making the channel an available channel.
- This compulsory channel scan will mean that there is at least 60 seconds service outage every time radar is detected and that the installation time is extended by at least 60 seconds even if there is found to be no radar on the channel

There is a secondary requirement for bands requiring radar avoidance. Regulators have mandated that products provide a uniform loading of the spectrum across all devices. In general, this prevents operation with fixed frequency allocations. However:

- ETSI regulations do allow frequency planning of networks (as that has the same effect of spreading the load across the spectrum).
- The FCC does allow channels to be avoided if there is actually interference on them.

Note

When operating in a region which requires DFS, ensure that the AP is configured with alternate frequencies and that the SM is configured to scan for these frequencies to avoid long outages.

ENCRYPTION

The ePMP supports optional encryption for data transmitted over the wireless link. The encryption algorithm used is the Advanced Encryption Standard (AES) with 128-bit key size. AES is a symmetric encryption algorithm approved by U.S. Government organizations (and others) to protect sensitive information.

COUNTRY CODES

Some aspects of wireless operation are controlled, enforced or restricted according to a country code. ePMP country codes represent individual countries (for example Denmark) or regulatory regions (for example FCC or ETSI).

Country codes affect the following aspects of wireless operation:

- Maximum transmit power
- Radar avoidance
- Frequency range

Caution

To avoid possible enforcement action by the country regulator, always operate links in accordance with local regulations

SMART BEAMFORMING (EPMP 2000 SERIES)

ePMP 2000 Smart Beamforming drastically reduces the effects of on-channel interference. The System learns the locations of each served Subscriber Module and forms a narrow beam towards the desired Subscriber Module while that radio is transmitting in the uplink. This reduces the gain on the uplink for on-channel interferers that are transmitting at an azimuth angle different than the Subscriber Module, delivering performance gains never before seen.

Smart Antenna Key Advantages:

- Eliminate Uplink Interference: Smart Beamforming delivers dramatic performance improvements when dealing with strong co-channel uplink interference, maximizing network performance.
- Consistent Performance in High Interference: By mitigating significant sources of interference, packet loss and retransmissions are kept to a minimum, keeping your network applications working at their best.
- Improvement in Uplink and Downlink Performance: By eliminating packet loss and retransmissions resulting from co-channel uplink interference, TCP retransmissions are greatly reduced. Other applications also show significant performance benefits.

INTELLIGENT FILTERING (EPMP 2000 SERIES)

ePMP 2000 Intelligent Filtering improves both receive and transmit performance. It protects the network from off-channel interferers with a filter that dynamically moves around the channel. On the transmit side, it protects the RF environment by reducing off-channel transmission noise.

PMP NETWORKS

Using frequency planning

Frequency planning is the exercise of assigning operating channels to PMP units so as to minimize RF interference between links. Frequency planning must consider interference from any PMP unit to any other PMP unit in the network. Low levels of interference normally allow for stable operation and high link capacity.

The frequency planning task is made more straightforward by use of the following techniques:

- Using several different channels
- Separating units located on the same mast
- Configuring a 5 MHz guard band between adjacent sector operating band edges.

For help with planning networks, see System planning. You can also contact your Cambium distributor or re-seller.

FURTHER READING ON WIRELESS OPERATION

For information on planning wireless operation, see:

- The regulatory restrictions that affect radio spectrum usage, such as frequency range and radar avoidance is described under **Radio spectrum planning** on page **89**
- The factors to be taken into account when planning links such as range, path loss and data throughput are described under **Link planning** on page **93**.
- The safety specifications against which the ePMP has been tested are listed under on page . It also describes how to keep RF exposure within safe limits.
- How ePMP complies with the radio regulations that are enforced in various countries is explained in **Compliance with radio regulations** on page **202**.
- Compliance with the radio regulations that are enforced in various regions is explained under **Notifications** on page **220**.
- Tables and graphs to support calculation of the data rate capacity that can be provided by ePMP configurations are available at **Data throughput tables** on page **232**.

For more information on configuring and operating the wireless link, see:

- The configuration parameters of the ePMP devices described under Error! Reference source not found. on page Error! Bookmark not defined..
- Post-installation procedures and troubleshooting tips explained under Error! Reference source not found. on page **Error! Bookmark not defined.**.

System management

This section introduces the ePMP management system, including the web interface, installation, alerts and upgrades, configuration and management software.

MANAGEMENT AGENT

ePMP equipment is managed through an embedded management agent. Management workstations, network management systems or PCs can be connected to this agent using the module's Ethernet port or over the air (SM).

The management agent supports the following interfaces:

- Hypertext Transfer Protocol (HTTP)
- Hypertext Transfer Protocol secure (HTTPs)
- Simple Network Management Protocol (SNMP)
- Network Time Protocol (NTP)
- System logging (Syslog)
- Cambium Network Services Server (CNSS) software
- Dynamic Host Configuration Protocol (DHCP)

WEB SERVER

The ePMP management agent contains a web server. The web server supports access via the HTTP and HTTPs interfaces.

Web-based management offers a convenient way to manage the ePMP equipment from a locally connected computer or from a network management workstation connected through a management network, without requiring any special management software. The web-based interfaces are the only interfaces supported for installation of ePMP, and for the majority of ePMP configuration management tasks.

Figure 1 ePMP 1000 AP web-based management screenshot

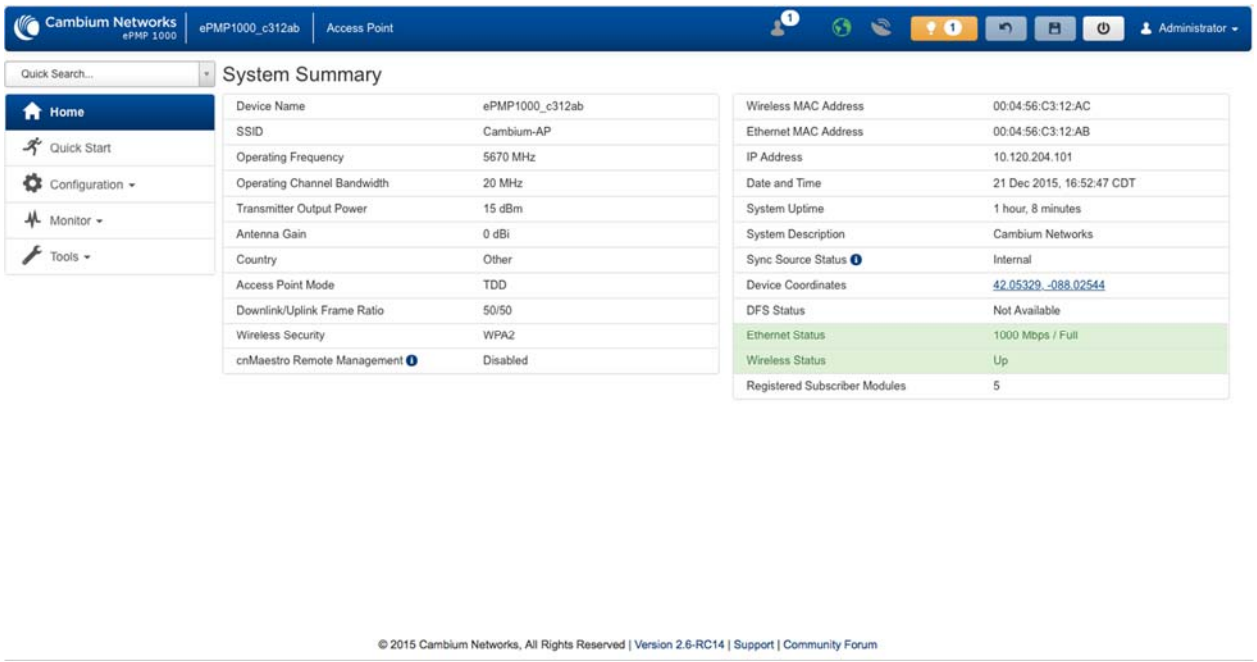

Figure 2 ePMP 2000 AP web-based management screenshot

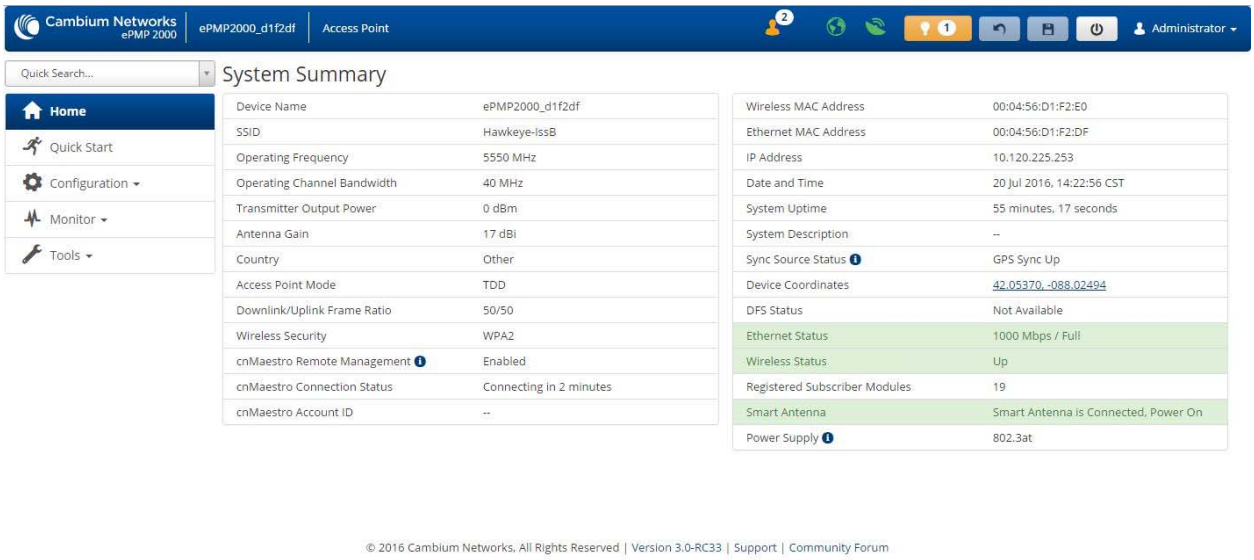

Web pages

The web-based management interfaces provide comprehensive web-based fault, configuration, performance and security management functions organized into the following web-pages and groups:

Access Point and Subscriber Module web-pages:

- **Dashboard:** The Dashboard web-page reports the general device status, session status, remote subscriber status, event log information, and network interface status.

- **Configure:** The Configuration web-page may be utilized for configuring general device parameters, as well as IP, radio, SNMP, Quality of Service (QoS), security, time, VLAN, protocol filtering, and unit settings.
- **Monitor:** The Monitor web-page reports detailed operating statistics for the radio link and network, and reports system log information.
- **Tools:** The tools web-page offers useful tools for device installation, configuration, and operation including software upgrade, backup/restore, spectrum analyzer, throughput test, ping test, and traceroute.
- **Quick Start:** The Quick Start web-page provides quick access to requisite parameters for radio link establishment and network access.

Identity-based user accounts

When identity-based user accounts are configured, a security officer can define from one to four user accounts, each of which may have one of the four possible roles:

- ADMINISTRATOR (default username/password "admin"), who has full read and write permission.
- INSTALLER (default username/password "installer"), who has permission to read and write parameters applicable to unit installation and monitoring.
- HOME (default username/password "home"), who has permission only to access pertinent information for support purposes
- READONLY (default username/password "readonly"), who has permission to only view the Monitor page.

SNMP

The management agent supports fault and performance management by means of an SNMP interface. The management agent is compatible with SNMP v2c using one Management Information Base (MIB) file which is available for download from the Cambium Networks Support website (https://support.cambiumnetworks.com/files/epmp).

NETWORK TIME PROTOCOL (NTP)

The clock supplies accurate date and time information to the system. It can be set to run with or without a connection to a network time server (NTP). It can be configured to display local time by setting the time zone and daylight saving in the Time web page.

If an NTP server connection is available, the clock can be set to synchronize with the server time at regular intervals.

ePMP devices may receive NTP data from a CMM3 or CMM4 module or an NTP server configured in the system's management network.

The Time Zone option is configurable on the AP's **Configure** => **System** page and may be used to offset the received NTP time to match the operator's local time zone.

CAMBIUM NETWORK SERVICES SERVER

The Cambium Network Services Server (CNSS) may be used to monitor, configure, and upgrade Cambium network equipment.

For Cambium Network Services Server download, see https://support.cambiumnetworks.com/files/cns%20server/.

SOFTWARE UPGRADE

Software upgrades may be issued via the radio web interface (**Tools** => **Software Upgrade**) or via CNSS (Cambium Networks Services Server). For Software upgrades, see https://support.cambiumnetworks.com/files/epmp.

FURTHER READING ON SYSTEM MANAGEMENT

For more information on system management, see:

- Error! Reference source not found. on page Error! Bookmark not defined.
- Error! Reference source not found. on page Error! Bookmark not defined.
- Error! Reference source not found. on page Error! Bookmark not defined.

System hardware

This chapter describes the site planning and hardware components of an ePMP link.

The following topics are described in this chapter:

- Factors to be considered when planning the proposed network is described under Site planning on page 32.
- The ePMP 2000 Access Point with Intelligent Filtering and Sync module hardware, part numbers, mounting equipment, and specifications are described under ePMP 2000 Access Point with Intelligent Filtering and Sync on page 34.
- The ePMP 1000 Connectorized with Sync module hardware, part numbers, mounting equipment, and specifications are described under ePMP 1000 Connectorized Radio with Sync on page 44.
- The ePMP 1000 Integrated hardware, part numbers, mounting equipment and specifications are described under ePMP 1000 Integrated Radio on page 52 (ePMP 1000).
- The ePMP 1000 Connectorized hardware, part numbers, mounting equipment and specifications are described under ePMP 1000 Connectorized Radio on page 58 (ePMP 1000).
- The Force 180 hardware, part numbers, mounting equipment and specifications are described under Force 180 on page 66.
- The Force 200 hardware, part numbers, mounting equipment and specifications are described under Force 200 on page 72.
- The power supply hardware, part numbers and specifications are described under ePMP 1000 Series Power Supply on page 82.
- The AP sector antenna (including optional Smart Antenna) part numbers are described under ePMP 2000 Access Point with Intelligent Filtering and Sync, antennas and antenna cabling on page 42 (ePMP 2000) ePMP 1000 Connectorized Radio with Sync, antennas and antenna cabling on page 51 (ePMP 1000).
- Cable standards and lengths are described under Ethernet cabling on page 85.
- Surge suppression requirements and recommendations are described under Surge Suppression unit on page 86.

Site planning

Conduct a site survey to ensure that the proposed AP and SM sites meet the requirements defined in this section.

SITE INSTALLATION

An ePMP site typically consists of a high supporting structure such as a mast, tower or building for the AP or SM.

There is only one Ethernet interface, a copper Cat5e connection from the AP or SM to the AP/SM power supply and network terminating equipment. If a 1000 Base-TX (Gigabit) Ethernet connection is required at the AP, ensure that power supply N000900L001A (ePMP 1000) or N000000L034A (ePMP 2000) is utilized.

GROUNDING AND LIGHTNING PROTECTION

Structures, equipment and people must be protected against power surges (typically caused by lightning) by conducting the surge current to ground via a separate preferential solid path. The actual degree of protection required depends on local conditions and applicable local regulations. To adequately protect an ePMP installation, both ground bonding and transient voltage surge suppression are required.

Warning

Electro-magnetic discharge (lightning) damage is not covered under warranty. The recommendations in this guide, when followed correctly, give the user the best protection from the harmful effects of EMD. However 100% protection is neither implied nor possible.

Details of lightning protection methods and requirements can be found in the international standards IEC 61024-1 and IEC 61312-1, the U.S. National Electric Code ANSI/NFPA No. 70-1984 or section 54 of the Canadian Electric Code.

Note

International and national standards take precedence over the requirements in this guide.

LIGHTNING PROTECTION ZONES

Use the rolling sphere method (Figure 3) to determine where it is safe to mount equipment. An imaginary sphere, typically 50 meters in radius, is rolled over the structure. Where the sphere rests against the ground and a strike termination device (such as a finial or ground bar), all the space under the sphere is considered to be in the zone of protection (Zone B). Similarly, where the sphere rests on two finials, the space under the sphere is considered to be in the zone of protection.

Figure 3 Rolling sphere method to determine the lightning protection zones

Assess locations on masts, towers and buildings to determine if the location is in Zone A or Zone B:

- **Zone A**: In this zone a direct lightning strike is possible. Do not mount equipment in this zone.
- **Zone B**: In this zone, direct EMD (lightning) effects are still possible, but mounting in this zone significantly reduces the possibility of a direct strike. Mount equipment in this zone.

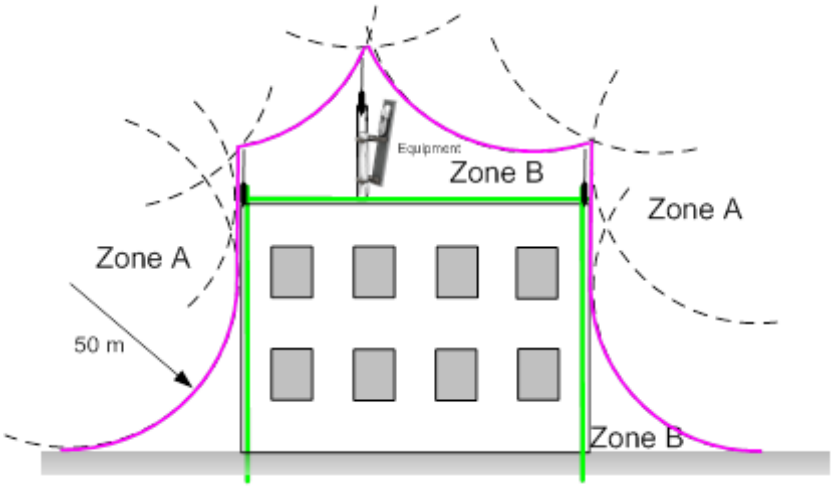

Warning

Do not mount equipment in Zone A which can put the equipment, structures and life at risk.

ePMP 2000

ePMP 2000 Access Point with Intelligent Filtering and Sync

For details of the ePMP 2000 Access Point with Intelligent Filtering and Sync connectorized hardware, see:

- ePMP 2000 Access Point with Intelligent Filtering and Sync description on page 34
- ePMP 2000 Access Point with Intelligent Filtering and Sync part numbers on page 35
- ePMP 2000 Access Point with Intelligent Filtering and Sync mounting bracket on page 36
- ePMP 2000 Access Point with Intelligent Filtering and Sync interfaces on page 37
- ePMP 2000 Access Point with Intelligent Filtering and Sync LEDs on page 38
- ePMP 2000 Access Point with Intelligent Filtering and Sync specifications on page 38
- ePMP 2000 Access Point with Intelligent Filtering and Sync heater on page 40
- ePMP 2000 Access Point with Intelligent Filtering and Sync - external antenna location on page 40
- ePMP 2000 Access Point with Intelligent Filtering and Sync wind loading on page 41
- ePMP 2000 Access Point with Intelligent Filtering and Sync software packages on page 42
- ePMP 2000 Access Point with Intelligent Filtering and Sync, antennas and antenna cabling on page 42

EPMP 2000 ACCESS POINT WITH INTELLIGENT FILTERING AND SYNC DESCRIPTION

The ePMP 2000 Access Point with Intelligent Filtering and Sync device is a self-contained transceiver unit that houses both radio and networking electronics. The connectorized unit is designed to work with externally mounted antennas that have high gains to cope with difficult radio conditions. The unit is designed with female RP-SMA 50Ω antenna connections located at the top of the unit and female RP-SMA 50Ω DC-coupled for connection to the optional Smart Antenna.

Note

To select antennas, RF cables and connectors for connectorized units, see ePMP 2000 Access Point with Intelligent Filtering and Sync, antennas and antenna cabling on page 42.

Figure 4 ePMP 2000 Series Access Point with Intelligent Filtering and Sync

EPMP 2000 ACCESS POINT WITH INTELLIGENT FILTERING AND SYNC PART NUMBERS

Choose the correct regional variant: one is for use in regions where FCC or IC licensing restrictions apply (FCC/IC), one is for use in ETSI countries (EU), and one is for non-FCC/IC/ETSI-restricted regions (RoW).

Each of the parts listed in Table 2 includes the following items:

- One connectorized unit
- One power supply 1000/100/10 Base-TX LAN injector

The GPS-capable parts listed in Table 2 also ship with a GPS antenna.

Table 2 ePMP 2000 Access Point with Intelligent Filtering and Sync part numbers

Cambium description	Cambium part number
ePMP 2000: 5 GHz AP with Intelligent Filtering and Sync (EU)	C050900A033A
ePMP 2000: 5 GHz AP with Intelligent Filtering and Sync (FCC)	C058900A132A
ePMP 2000: 5 GHz AP with Intelligent Filtering and Sync (ROW) (no cord)	C050900A031A
ePMP 2000: 5 GHz AP with Intelligent Filtering and Sync (ROW) (EU cord)	C050900A231A
ePMP 2000: 5 GHz AP with Intelligent Filtering and Sync (ROW) (US cord)	C050900A131A
ePMP 2000: 5 GHz AP with Intelligent Filtering and Sync (EU) (UK cord)	C050900A333A
ePMP 2000: 5 GHz AP with Intelligent Filtering and Sync (ROW) (UK cord)	C050900A331A
ePMP 2000: 5 GHz AP with Intelligent Filtering and Sync (ROW) (India cord)	C050900A431A
ePMP 2000: 5 GHz AP with Intelligent Filtering and Sync (ROW) (China cord)	C050900A531A
ePMP 2000: 5 GHz AP with Intelligent Filtering and Sync (ROW) (Brazil cord)	C050900A631A
ePMP 2000: 5 GHz AP with Intelligent Filtering and Sync (ROW)(Argentina cord)	C050900A731A
ePMP 2000: 5 GHz AP with Intelligent Filtering and Sync (ROW)(ANZ cord)	C050900A831A
ePMP 2000: 5 GHz AP Lite with Intelligent Filtering and Sync (EU)	C050900L033A
ePMP 2000: 5 GHz AP Lite with Intelligent Filtering and Sync (FCC)	C058900L132A
ePMP 2000: 5 GHz AP Lite with Intelligent Filtering and Sync (ROW) (no cord)	C050900L031A
ePMP 2000: 5 GHz AP Lite with Intelligent Filtering and Sync (ROW) (EU cord)	C050900L231A
ePMP 2000: 5 GHz AP Lite with Intelligent Filtering and Sync (ROW) (US cord)	C050900L131A
ePMP 2000: 5 GHz AP Lite with Intelligent Filtering and Sync (EU) (UK cord)	C050900L333A
ePMP 2000: 5 GHz AP Lite with Intelligent Filtering and Sync (ROW) (UK cord)	C050900L331A

ePMP 2000: 5 GHz AP Lite with Intelligent Filtering and Sync (ROW) (India cord)	C050900L431A
ePMP 2000: 5 GHz AP Lite with Intelligent Filtering and Sync (ROW) (China cord)	C050900L531A
ePMP 2000: 5 GHz AP Lite with Intelligent Filtering and Sync (ROW) (Brazil cord)	C050900L631A
ePMP 2000: 5 GHz AP Lite with Intelligent Filtering and Sync (ROW)(Argentina cord)	C050900L731A

Table 3 Access Point with Intelligent Filtering and Sync accessory part numbers

Cambium description	Cambium part number
POWER SUPPLY, 30W, 56V – Gbps support	N000000L034

EPMP 2000 ACCESS POINT WITH INTELLIGENT FILTERING AND SYNC MOUNTING BRACKET

The ePMP 2000 Access Point with Intelligent Filtering and Sync is designed to be attached to the new Cambium ePMP sector antenna (see Table 10). The new Cambium ePMP sector antenna contains all of the mounting brackets, antenna cabling, and GPS antenna mounting for device deployment.

Figure 5 ePMP 2000 Access Point with Intelligent Filtering and Sync mounted to ePMP sector antenna

EPMP 2000 ACCESS POINT WITH INTELLIGENT FILTERING AND SYNC INTERFACES

The ePMP 2000 Access Point with Intelligent Filtering and Sync interfaces are illustrated in Figure 6 and described in Table 4.

Figure 6 Connectorized Radio with Sync interfaces

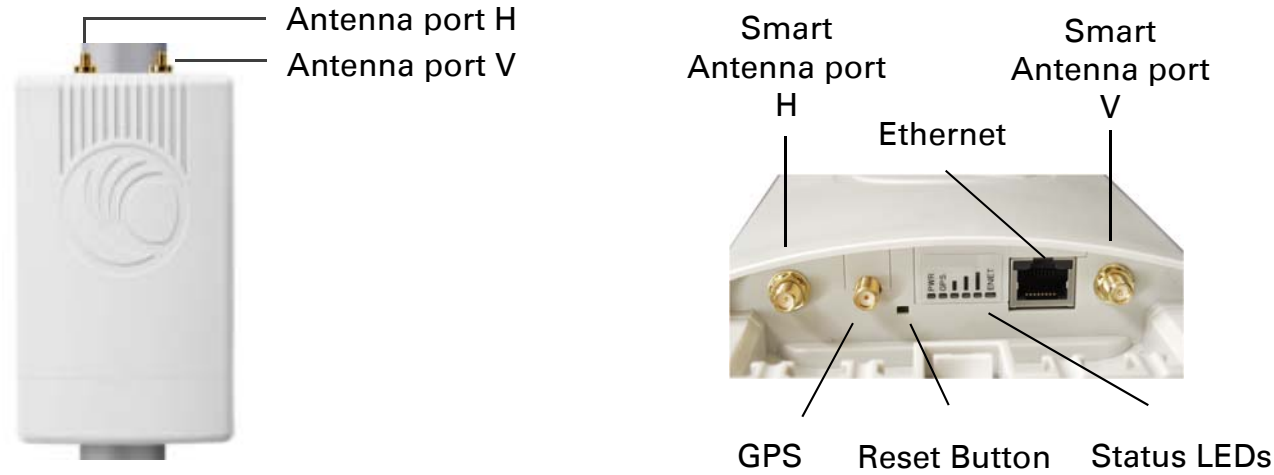

Table 4 ePMP 2000 Access Point with Intelligent Filtering and Sync interfaces

Name	Connector	Interface	Description
Antenna port H	RP-SMA, female	Antenna, H polarization	To/from H polarized antenna port
Antenna port V	RP-SMA, female	Antenna, V polarization	To/from V polarized antenna port
Smart Antenna port H	RP-SMA, female	Smart Antenna, H polarization	To/from H polarized Smart Antenna port
Smart Antenna port V	RP-SMA, female	Smart Antenna, V polarization	To/from V polarized Smart Antenna port
Ethernet	RJ45	PoE input	802.3at-compliant *Please note: A non-802.3at-compliant power supply may also be used to power the device. The power supply must supply at least 20 Watts.*
		10/100/1000 Base-TX Ethernet	Management and data
GPS	SMA, female	Antenna, GPS	To/from GPS antenna

Reset Button	Physical button	N/A	For resetting the radio and for setting the radio back to its factory default configuration. See Error! Reference source not found. on page Error! Bookmark not defined..

EPMP 2000 ACCESS POINT WITH INTELLIGENT FILTERING AND SYNC LEDS

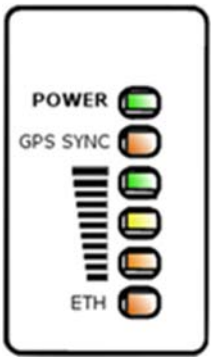

LED	Function
POWER	Green: Power is applied to the device Unlit: No power is applied to the device or improper power source
GPS SYNC	Orange: AP has acquired a 1PPS GPS synchronization pulse either from the internal GPS module and antenna or from a connected CMM Unlit: 1PPS GPS not acquired, or **Synchronization Source** set to **Internal** (AP operates without sync)
	No LEDs lit: Three or less satellites tracked One LED lit (bottom): Four or five satellites tracked Two LEDs lit (bottom two): Six or seven satellites tracked All LEDs lit: Eight or more satellites are tracked
ETH	Once lit, blinking indicates Ethernet activity Red: 10BaseTX link Green: 100BaseTX link Orange: 1000BaseTX link Unlit: No Ethernet link established

EPMP 2000 ACCESS POINT WITH INTELLIGENT FILTERING AND SYNC SPECIFICATIONS

The ePMP 2000 Access Point with Intelligent Filtering and Sync connectorized module conforms to the specifications listed in Table 5 and Table 6.

The connectorized module meets the low level static discharge specifications identified in Electromagnetic compatibility (EMC) compliance on page 187 and provides internal surge suppression but does not provide lightning suppression.

For a full listing of Access Point with Intelligent Filtering and Sync specifications, see ePMP 2000 Access Point with Intelligent Filtering and Sync Specifications on page 235.

Table 5 ePMP 2000 Access Point with Intelligent Filtering and Sync physical specifications

Category	Specification
Dimensions (H x W x D)	Radio: 22.2 x 12.4 x 4.5 cm (8.75 x 4.9 x 1.75 in) without brackets
Weight	.7 kg (1.5 lbs) without brackets

Table 6 ePMP 2000 Access Point with Intelligent Filtering and Sync environmental specifications

Category	Specification
Temperature	-30°C (-22°F) to +55°C (131°F)
Wind loading	118 mph (190 kph) maximum. See ePMP 2000 Access Point with Intelligent Filtering and Sync wind loading on page 41 for a full description.
Humidity	95% condensing
Environmental	IP55

EPMP 2000 ACCESS POINT WITH INTELLIGENT FILTERING AND SYNC HEATER

At startup, if the ePMP 2000 Access Point with Intelligent Filtering and Sync module temperature is at or below 32° F (0° C), an internal heater is activated to ensure that the device is able to successfully begin operation. The unit's heater is only activated when the unit is powered on and will not apply heat to the device once startup is complete. When the unit temperature is greater than 32° F (0° C), the heater is deactivated and the unit continues its startup sequence.

The effect on device startup time at various temperatures is defined in Table 7.

Table 7 ePMP 2000 Access Point with Intelligent Filtering and Sync startup times based on ambient temperature

Initial Temperature	Startup time (from power on to operational)
-22° F (-30° C)	20 minutes
-4° F (-20° C)	6 minutes
14° F (-10° C)	2 minutes, 30 seconds

EPMP 2000 ACCESS POINT WITH INTELLIGENT FILTERING AND SYNC - EXTERNAL ANTENNA LOCATION

Find a location for the device and external antenna that meets the following requirements:

- The equipment is high enough to achieve the best radio path.
- People can be kept a safe distance away from the equipment when it is radiating. The safe separation distances are defined in Calculated distances and power compliance margins on page 189.
- The equipment is lower than the top of the supporting structure (tower, mast or building) or its lightning air terminal.
- The location is not subject to excessive wind loading. For more information, see ePMP 2000 Access Point with Intelligent Filtering and Sync wind loading on page 41.

EPMP 2000 ACCESS POINT WITH INTELLIGENT FILTERING AND SYNC WIND LOADING

Ensure that the device and the structure on which it is mounted are capable of withstanding the prevalent wind speeds at a proposed ePMP site. Wind speed statistics are available from national meteorological offices.

The device and its mounting bracket are capable of withstanding wind speeds of up to 190 kph (118 mph).

Wind blowing on the device will subject the mounting structure to significant lateral force. The magnitude of the force depends on both wind strength and surface area of the device. Wind loading is estimated using the following formulae:

Force (in kilograms) = $0.1045aV^2$

Where:	Is:
a	surface area in square meters
V	wind speed in meters per second

Force (in pounds) = $0.0042Av^2$

Where:	Is:
A	surface area in square feet
v	wind speed in miles per hour

Applying these formulae to the ePMP device at different wind speeds, the resulting wind loadings are shown in Table 17 and Table 18.

Table 8 ePMP 2000 Access Point with Intelligent Filtering and Sync wind loading (Kg)

Type of ePMP device	Largest surface area (square meters)	Wind speed (meters per second)				
		30	40	50	60	70
Connectorized with Sector Antenna	0.09	8.5 Kg	15 Kg	23.5 Kg	33.9 Kg	46.1 Kg

Table 9 ePMP 2000 Access Point with Intelligent Filtering and Sync wind loading (lb)

Type of ePMP device	Largest surface area (square feet)	Wind speed (miles per hour)				
		80	100	120	140	150
Connectorized with Sector Antenna	1	26.9 lb	42 lb	60.1 lb	82.32 lb	107.5 lb

EPMP 2000 ACCESS POINT WITH INTELLIGENT FILTERING AND SYNC SOFTWARE PACKAGES

ePMP 2000 Access Point with Intelligent Filtering and Sync devices may be upgraded by downloading new software packages from the Cambium Networks website or by using the Cambium Network Services Server. The software packages applicable to ePMP connectorized radios are named:

- ePMP-GPS_Synced-v3.0.0.tar.gz (or higher version number)

EPMP 2000 ACCESS POINT WITH INTELLIGENT FILTERING AND SYNC, ANTENNAS AND ANTENNA CABLING

ePMP 2000 Access Point with Intelligent Filtering and Sync devices require external antennas connected using RF cables (included with Cambium ePMP sector antennas). For details of the antennas and accessories required for a connectorized ePMP installation, see:

- Antenna requirements on page 42
- FCC and IC approved antennas on page 43

ANTENNA REQUIREMENTS

For ePMP 2000 Access Point with Intelligent Filtering and Sync units operating in the USA or Canada 5 GHz bands, choose external antennas from those listed in FCC and IC approved antennas on page 43. For installations in other countries, the listed antennas are advisory, not mandatory.

FCC AND IC APPROVED ANTENNAS

For ePMP 2000 Access Point with Intelligent Filtering and Sync units operating in the USA or Canada, choose external antennas from Table 10. These are approved by the FCC for use with the product and are constrained by the following limits:

- 5 GHz – 18 dBi gain

Caution

Using other than approved antennas may cause measurements higher than reported for certification.

This radio transmitter (IC certification number 109W-0005) has been approved by Industry Canada to operate with the antenna types listed below with the maximum permissible gain and required antenna impedance for each antenna type indicated. Antenna types not included in this list, having a gain greater than the maximum gain indicated for that type, are strictly prohibited for use with this device.

Le présent émetteur radio (Numéro de certification IC 109W-0005) a été approuvé par Industrie Canada pour fonctionner avec les types d'antenne énumérés ci-dessous et ayant un gain admissible maximal et l'impédance requise pour chaque type d'antenne. Les types d'antenne non inclus dans cette liste, ou dont le gain est supérieur au gain maximal indiqué, sont strictement interdits pour l'exploitation de l'émetteur.

Table 10 ePMP 2000 Allowed antennas for deployment in USA/Canada

Cambium part number	Antenna Type	Gain (dBi)
C050900D021A	5 GHz Sector Antenna – 90/120 degree	18
C050900D020A	Smart Antenna (complimentary to Sector Antenna, does not replace Sector Antenna)	-

ePMP 1000

ePMP 1000 Connectorized Radio with Sync

For details of the ePMP connectorized hardware, see:

- ePMP 1000 Connectorized Radio with Sync description on page 44
- ePMP 1000 Connectorized Radio with Sync part numbers on page 45
- ePMP 1000 Connectorized Radio with Sync interfaces on page 46
- ePMP 1000 Connectorized Radio with Sync specifications on page 48
- ePMP 1000 Connectorized Radio with Sync and external antenna location on page 49
- ePMP 1000 Connectorized Radio with Sync wind loading on page 50
- ePMP 1000 Connectorized Radio with Sync software packages on page 50
- ePMP 1000 Connectorized Radio with Sync, antennas and antenna cabling on page 51

EPMP 1000 CONNECTORIZED RADIO WITH SYNC DESCRIPTION

The connectorized ePMP device is a self-contained transceiver unit that houses both radio and networking electronics. The connectorized unit is designed to work with externally mounted antennas that have high gains. Connectorized units can cope with more difficult radio conditions. The unit is designed with female RP-SMA 50Ω antenna connections located at the top of the unit. An ePMP connectorized unit may function as an Access Point (AP) or a Subscriber Module (SM) in a Point-To-Multipoint (PMP) or in a Point-To-Point (PTP) network topology.

Note

To select antennas, RF cables and connectors for connectorized units, see ePMP 1000 Connectorized Radio with Sync, antennas and antenna cabling on page 51.

Figure 7 ePMP 1000 Series Connectorized Radio with Sync

EPMP 1000 CONNECTORIZED RADIO WITH SYNC PART NUMBERS

Choose the correct regional variant: one is for use in regions where FCC or IC licensing restrictions apply (FCC/IC), one is for use in ETSI countries (EU), and one is for non-FCC/IC/ETSI-restricted regions (RoW).

Each of the parts listed in Table 11 includes the following items:

- One connectorized unit
- One power supply 1000/100/10 Base-TX LAN injector

The GPS-capable parts listed in Table 11 also ship with a GPS antenna.

Table 11 ePMP 1000 Connectorized Radio with Sync part numbers

Cambium description	Cambium part number
ePMP GPS, Conn - 5 GHz - no power cord – ROW version	C050900A011A
ePMP GPS, Conn - 5 GHz – no power cord – EU version	C050900A013A
ePMP GPS, Conn - 5 GHz - US power cord – FCC version	C058900A112A
ePMP GPS, Conn - 2.4 GHz - US power cord	C024900A011A

Table 12 ePMP 1000 Connectorized Radio with Sync accessory part numbers

Cambium description	Cambium part number
ePMP Power Supply for GPS Radio - no cord (spare)	N000900L001A
ePMP Power Supply for non-GPS Radio - no cord (spare)	N000900L002A

EPMP 1000 CONNECTORIZED RADIO WITH SYNC MOUNTING BRACKET

The connectorized unit is designed to be attached to a Cambium ePMP sector antenna (see Table 19). The Cambium ePMP sector antenna contains all of the mounting brackets, antenna cabling, and GPS antenna mounting for device deployment.

Figure 8 ePMP 1000 Connectorized Radio with Sync sector antenna

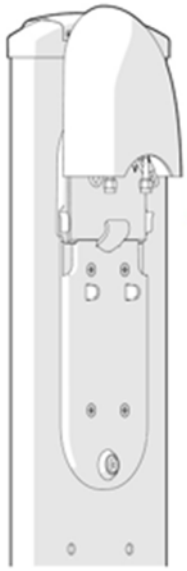

EPMP 1000 CONNECTORIZED RADIO WITH SYNC INTERFACES

The connectorized radio with sync interfaces are illustrated in Figure 9 and described in Table 13.

Figure 9 ePMP 1000 Connectorized Radio with Sync interfaces

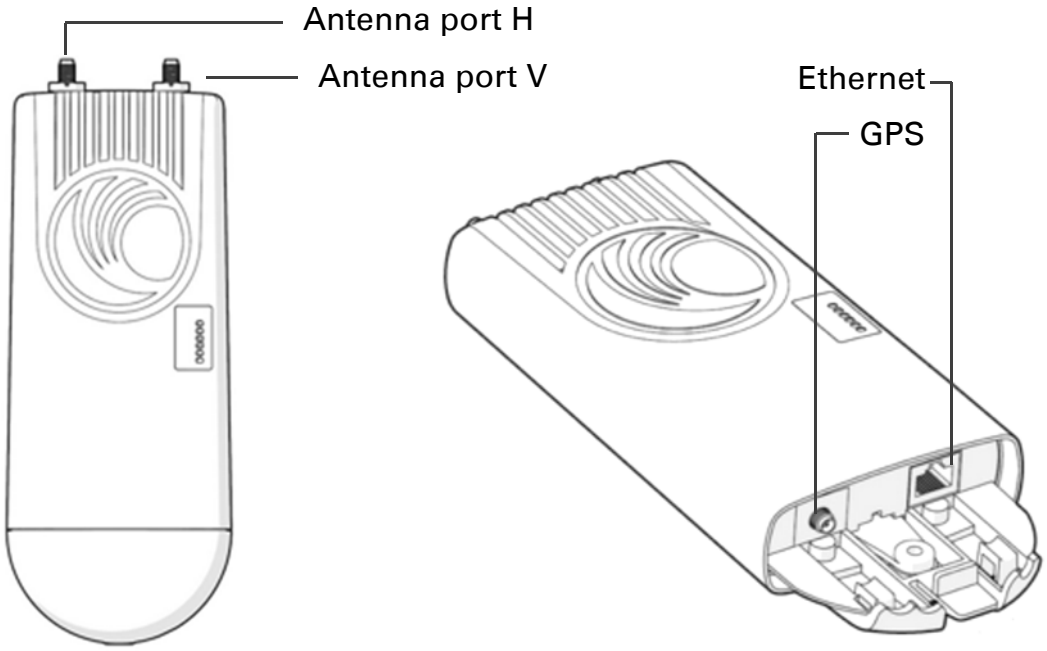

Table 13 ePMP 1000 Connectorized Radio with Sync interfaces

Name	Connector	Interface	Description
Antenna port H	RP-SMA, female	Antenna, H polarization	To/from H polarized antenna port
Antenna port V	RP-SMA, female	Antenna, V polarization	To/from V polarized antenna port
Ethernet	RJ45	PoE input	802.3af PoE Standard, as well as Proprietary power over Ethernet (PoE) twisted pair (for powering via CMM3/CMM4)
		10/100/1000 Base-TX Ethernet	Management and data
GPS	SMA, female	Antenna, GPS	To/from GPS antenna
Reset Button	Physical button	N/A	For resetting the radio and for setting the radio back to its factory default configuration. See Error! Reference source not found. on page Error! Bookmark not defined..

EPMP 1000 CONNECTORIZED RADIO WITH SYNC LEDS

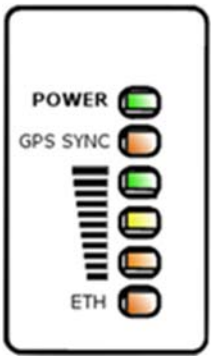

LED	Function
POWER	Green: Power is applied to the device Unlit: No power is applied to the device or improper power source
GPS SYNC	Orange: AP has acquired a 1PPS GPS synchronization pulse either from the internal GPS module and antenna or from a connected CMM Unlit: 1PPS GPS not acquired, or **Synchronization Source** set to **Internal** (AP operates without sync)
	No LEDs lit: Three or less satellites tracked One LED lit (bottom): Four or five satellites tracked Two LEDs lit (bottom two): Six or seven satellites tracked All LEDs lit: Eight or more satellites are tracked
ETH	Once lit, blinking indicates Ethernet activity Red: 10BaseTX link Green: 100BaseTX link

	Orange: 1000BaseTX link
	Unlit: No Ethernet link established

EPMP 1000 CONNECTORIZED RADIO WITH SYNC SPECIFICATIONS

The ePMP connectorized module conforms to the specifications listed in Table 14 and Table 15. The connectorized module meets the low level static discharge specifications identified in Electromagnetic compatibility (EMC) compliance on page 187 and provides internal surge suppression but does not provide lightning suppression.

For a full listing of connectorized radio with sync specifications, see ePMP 1000 Connectorized Radio with Sync Specifications on page 237.

Table 14 ePMP 1000 Connectorized Radio with Sync physical specifications

Category	Specification
Dimensions (H x W x D)	Radio: 227 x 88 x 33 mm (8.9″ x 3.5″ x 1.3″) Antenna: 529 x 124 x 53 mm (20.8″ x 4.9″ x 2.1″)
Weight	.521 kg (1.15 lbs) without antenna 4.5 kg (10 lbs) with antenna

Table 15 ePMP 1000 Connectorized Radio with Sync environmental specifications

Category	Specification
Temperature	-30°C (-22°F) to +55°C (131°F)
Wind loading	118 mph (190 kph) maximum. See ePMP 1000 Connectorized Radio with Sync wind loading on page 50 for a full description.
Humidity	95% condensing
Environmental	IP55

EPMP 1000 CONNECTORIZED RADIO WITH SYNC HEATER

At startup, if the ePMP connectorized module temperature is at or below 32° F (0° C), an internal heater is activated to ensure that the device is able to successfully begin operation. The unit's heater is only activated when the unit is powered on and will not apply heat to the device once startup is complete. When the unit temperature is greater than 32° F (0° C), the heater is deactivated and the unit continues its startup sequence.

The effect on device startup time at various temperatures is defined in Table 16.

Table 16 ePMP 1000 Connectorized Radio with Sync startup times based on ambient temperature

Initial Temperature	Startup time (from power on to operational)
-22° F (-30° C)	20 minutes
-4° F (-20° C)	6 minutes
14° F (-10° C)	2 minutes, 30 seconds

EPMP 1000 CONNECTORIZED RADIO WITH SYNC AND EXTERNAL ANTENNA LOCATION

Find a location for the device and external antenna that meets the following requirements:

- The equipment is high enough to achieve the best radio path.
- People can be kept a safe distance away from the equipment when it is radiating. The safe separation distances are defined in Calculated distances and power compliance margins on page 189.
- The equipment is lower than the top of the supporting structure (tower, mast or building) or its lightning air terminal.
- The location is not subject to excessive wind loading. For more information, see ePMP 1000 Connectorized Radio with Sync wind loading on page 50.

EPMP 1000 CONNECTORIZED RADIO WITH SYNC WIND LOADING

Ensure that the device and the structure on which it is mounted are capable of withstanding the prevalent wind speeds at a proposed ePMP site. Wind speed statistics is available from national meteorological offices.

The device and its mounting bracket are capable of withstanding wind speeds of up to 190 Kph (118 mph).

Wind blowing on the device will subject the mounting structure to significant lateral force. The magnitude of the force depends on both wind strength and surface area of the device. Wind loading is estimated using the following formulae:

Force (in kilograms) = $0.1045aV^2$

Where:	Is:
a	surface area in square meters
V	wind speed in meters per second

Force (in pounds) = $0.0042Av^2$

Where:	Is:
A	surface area in square feet
v	wind speed in miles per hour

Applying these formulae to the ePMP device at different wind speeds, the resulting wind loadings are shown in Table 17 and Table 18.

Table 17 ePMP 1000 Connectorized Radio with Sync wind loading (Kg)

Type of ePMP device	Largest surface area (square meters)	Wind speed (meters per second)				
		30	40	50	60	70
Connectorized	0.13	12.2 Kg	21.7 Kg	34 Kg	49 Kg	66.6 Kg

Table 18 ePMP 1000 Connectorized Radio with Sync wind loading (lb)

Type of ePMP device	Largest surface area (square feet)	Wind speed (miles per hour)				
		80	100	120	140	150
Connectorized	1.39	37.4 lb	58.4 lb	84.1 lb	114.4 lb	131.4 lb

EPMP 1000 CONNECTORIZED RADIO WITH SYNC SOFTWARE PACKAGES

Connectorized radios may be upgraded by downloading new software packages from the Cambium Networks website or by using the Cambium Network Services Server. The software packages applicable to ePMP connectorized radios are named:

- ePMP-GPS_Synced-v3.0.0.tar.gz

EPMP 1000 CONNECTORIZED RADIO WITH SYNC, ANTENNAS AND ANTENNA CABLING

Connectorized modules require external antennas connected using RF cable (included with Cambium ePMP sector antennas). For details of the antennas and accessories required for a connectorized ePMP installation, see:

- ePMP 1000 Antenna requirements on page 51
- ePMP 1000 FCC and IC approved antennas on page 51

EPMP 1000 ANTENNA REQUIREMENTS

For connectorized units operating in the USA or Canada 2.4 GHz, 5.2 GHz, 5.4 GHz or 5.8 GHz bands, choose external antennas from those listed in ePMP 1000 FCC and IC approved antennas on page 51. For installations in other countries, the listed antennas are advisory, not mandatory.

EPMP 1000 FCC AND IC APPROVED ANTENNAS

For connectorized units operating in the USA or Canada, choose external antennas from Table 19. These are approved by the FCC for use with the product and are constrained by the following limits:

- 5 GHz – 15 dBi gain
- 2.4 GHz - 15 dBi gain

Caution

Using other than approved antennas may cause measurements higher than reported for certification.

This radio transmitter (IC certification number 109W-0005) has been approved by Industry Canada to operate with the antenna types listed below with the maximum permissible gain and required antenna impedance for each antenna type indicated. Antenna types not included in this list, having a gain greater than the maximum gain indicated for that type, are strictly prohibited for use with this device.

Le présent émetteur radio (Numéro de certification IC 109W-0005) a été approuvé par Industrie Canada pour fonctionner avec les types d'antenne énumérés ci-dessous et ayant un gain admissible maximal et l'impédance requise pour chaque type d'antenne. Les types d'antenne non inclus dans cette liste, ou dont le gain est supérieur au gain maximal indiqué, sont strictement interdits pour l'exploitation de l'émetteur.

Table 19 ePMP 1000 Allowed antennas for deployment in USA/Canada

Cambium part number	Antenna Type	Gain (dBi)
C050900D021A	5 GHz Sector Antenna – 90/120 degree	18
C050900D003A	5 GHz Sector Antenna – 90 degree	15
C050900D002A	5 GHz Sector Antenna – 120 degree	15
C024900D004A	2.4 GHz Sector Antenna - 90 /120 degree	15

ePMP 1000 Integrated Radio

For details of the ePMP 1000 integrated hardware, see:

- ePMP 1000 Integrated Radio description on page 52
- ePMP 1000 Integrated Radio part numbers on page 53
- ePMP 1000 Integrated Radio mounting bracket on page 53
- ePMP 1000 Integrated Radio interfaces on page 54
- ePMP 1000 Integrated Radio specifications on page 55
- ePMP 1000 Integrated Radio heater on page 56
- ePMP 1000 Integrated Radio wind loading on page 56
- ePMP 1000 Integrated Radio software packages on page 57.

EPMP 1000 INTEGRATED RADIO DESCRIPTION

Figure 10 ePMP 1000 Series Integrated Radio

The integrated ePMP 1000 module is a self-contained transceiver unit that houses both radio and networking electronics. An ePMP 1000 integrated unit may function as an Access Point (AP) or a Subscriber Module (SM) in a Point-To-Multipoint (PMP) or in a Point-To-Point (PTP) network topology.

EPMP 1000 INTEGRATED RADIO PART NUMBERS

Choose the correct regional variant: one is for use in regions where FCC or IC licensing restrictions apply (FCC/IC), one is for use in ETSI countries (EU), and one is for non-FCC/IC/ETSI-restricted regions (RoW).

Each of the parts listed in Table 20 includes the following items:

- One integrated module (with mounting bracket)
- One metal mounting strap
- Power supply

Table 20 ePMP 1000 Integrated Radio part numbers

Cambium description	Cambium part number
ePMP Integrated – 5 GHz – no power cord – ROW version	C050900C031A
ePMP Integrated – 5 GHz – EU power cord – EU version	C050900P033A
ePMP Integrated – 5 GHz – US power cord – FCC version	C058900C132A
ePMP Integrated - 2.4 GHz - US power cord	C024900C031A

Table 21 ePMP 1000 Integrated Radio accessory part numbers

Cambium description	Cambium part number
ePMP Power Supply for non-GPS Radio - no cord (spare)	N000900L002A

EPMP 1000 INTEGRATED RADIO MOUNTING BRACKET

The ePMP 1000 integrated module is designed to be pole-mounted using the mounting strap and bracket provided in the box with the radio.

Figure 11 Integrated module mounting bracket

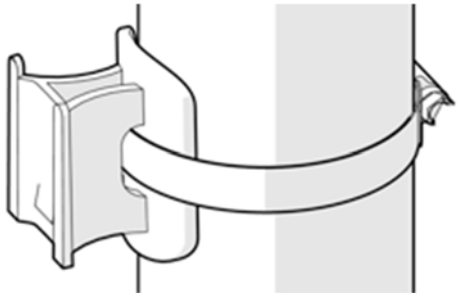

EPMP 1000 INTEGRATED RADIO INTERFACES

The integrated module interfaces are illustrated in Figure 12 and described in Table 22.

Figure 12 ePMP 1000 Integrated Radio interfaces

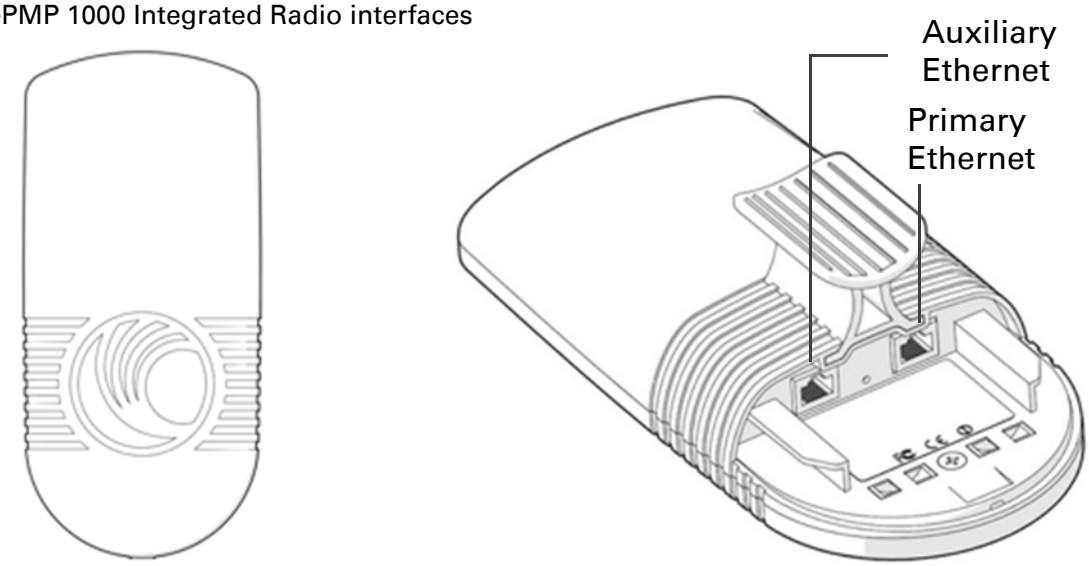

Table 22 ePMP 1000 Integrated Radio interfaces

Port name	Connector	Interface	Description
Primary Ethernet	RJ45	PoE input	Proprietary power over Ethernet (PoE) twisted pair (for powering via CMM3/CMM4)
		10/100 Base-TX Ethernet	Management and data
Auxiliary Ethernet (future release)	RJ45	Cambium proprietary PoE output, data bridging	***Proprietary 30V PoE*** output for auxiliary devices (not 802.3af standard PoE)

EPMP 1000 INTEGRATED RADIO LEDS

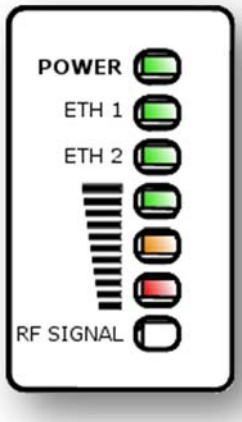

LED	Function
POWER	Green: Power is applied to the device Unlit: No power is applied to the device or improper power source
ETH 1	Main/Primary Ethernet port indicator Once lit, blinking indicates Ethernet activity Green: 10/100BaseTX link
ETH 2	Auxiliary/Secondary Ethernet port indicator Once lit, blinking indicates Ethernet activity Green: 10/100BaseTX link
RF SIGNAL	Radio scanning: LEDs light in an ascending sequence to indicate that the radio is scanning Radio registered: LEDs light to indicate the RSSI level at the device.

RSSI > -60 dBm

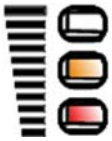
-70 dBm < RSSI ≤ -60 dBm


-80 dBm < RSSI ≤ -70 dBm

RSSI ≤ -80 dBm

EPMP 1000 INTEGRATED RADIO SPECIFICATIONS

The ePMP integrated module conforms to the specifications listed in Table 23 and Table 24.

The integrated device meets the low level static discharge specifications identified in Electromagnetic compatibility (EMC) compliance on page 187 and provides internal surge suppression but does not provide lightning suppression.

For a full listing of integrated radio specifications, see ePMP 1000 Integrated Radio Specifications on page 242.

Table 23 ePMP 1000 Integrated Radio physical specifications

Category	Specification
Dimensions (H x W x D)	Radio: 29.1 x 14.5 x 8.3 cm (11.4 x 5.7 x 3.3 in)
Weight	0.49 kg (1.1 lbs)

Table 24 ePMP 1000 Integrated Radio environmental specifications

Category	Specification
Temperature	-30°C (-22°F) to +60°C (131°F)
Wind loading	90 mph (145 kph) maximum. See ePMP 1000 Integrated Radio wind loading on page 56 for a full description.
Humidity	95% condensing
Environmental	IP55

EPMP 1000 INTEGRATED RADIO HEATER

Upon power on, if the ePMP integrated module device temperature is at or below 32° F (0° C), an internal heater is activated to ensure that the device is able to successfully begin operation. The unit's heater is only activated when the unit is powered on and will not apply heat to the device once startup is complete. When the unit temperature is greater than 32° F (0° C), the heater is deactivated and the integrated module continues its startup sequence.

The effect on integrated module startup time at various temperatures is defined in Table 25.

Table 25 ePMP 1000 Integrated module startup times based on ambient temperature

Initial Temperature	Startup time (from power on to operational)
-22° F (-30° C)	4 minutes
-4° F (-20° C)	2 minutes
14° F (-10° C)	1 minutes, 30 seconds

EPMP 1000 INTEGRATED RADIO WIND LOADING

Ensure that the integrated module and the structure on which it is mounted are capable of withstanding the prevalent wind speeds at a proposed ePMP site. Wind speed statistics must be available from national meteorological offices.

The integrated module and its mounting bracket are capable of withstanding wind speeds of up to 145 Kph (90 mph).

Wind blowing on the integrated module will subject the mounting structure to significant lateral force. The magnitude of the force depends on both wind strength and surface area of the integrated module. Wind loading is estimated using the following formulae:

Force (in kilograms) = $0.1045aV^2$

Where:	Is:
a	surface area in square meters
V	wind speed in meters per second

Force (in pounds) = $0.0042Av^2$

Where:	Is:
A	surface area in square feet
v	wind speed in miles per hour

Applying these formulae to the ePMP integrated module at different wind speeds, the resulting wind loadings are shown in Table 26 and Table 27.

Table 26 ePMP 1000 Integrated Radio wind loading (Kg)

Type of ePMP module	Largest surface area (square meters)	Wind speed (meters per second)				
		30	40	50	60	70
Integrated	0.042	4 Kg	7 Kg	11 Kg	15.8 Kg	21.6 Kg

Table 27 ePMP 1000 Integrated Radio wind loading (lb)

Type of ePMP module	Largest surface area (square feet)	Wind speed (miles per hour)				
		80	100	120	140	150
Integrated	0.45	12.1 lb	18.9 lb	27.2 lb	37 lb	42.5 lb

EPMP 1000 INTEGRATED RADIO SOFTWARE PACKAGES

Integrated radios may be upgraded by downloading new software packages from the Cambium Networks website or by using the Cambium Network Services Server. The software packages applicable to ePMP integrated radios are named:

- ePMP-NonGPS_Synced-v3.0.0.tar.gz

ePMP 1000 Connectorized Radio

For details of the ePMP 1000 connectorized hardware, see:

- ePMP 1000 Connectorized Radio description on page 58
- ePMP 1000 Connectorized Radio part numbers on page 59
- ePMP 1000 Connectorized Radio Interfaces on page 60
- ePMP 1000 Connectorized Radio specifications on page 62
- ePMP 1000 Connectorized Radio and external antenna location on page 63
- ePMP 1000 Connectorized Radio wind loading on page 64
- Connectorized Radio software packages on page 64
- ePMP 1000 Connectorized Radio antennas and antenna cabling on page 65

EPMP 1000 CONNECTORIZED RADIO DESCRIPTION

Figure 13 ePMP 1000 Series Connectorized Radio

The connectorized ePMP 1000 device is a self-contained transceiver unit that houses both radio and networking electronics. The connectorized unit is designed to work with externally mounted antennas that have high gains. Connectorized units can cope with more difficult radio conditions. The unit is designed with female RP-SMA 50Ω antenna connections located at the top of the unit. An ePMP 1000 connectorized unit may function as an Access Point (AP) or a Subscriber Module (SM) in a Point-To-Multipoint (PMP) or in a Point-To-Point (PTP) network topology.

Note

To select antennas, RD cables and connectors for connectorized units, see ePMP 1000 Connectorized Radio antennas and antenna cabling on page 65.

EPMP 1000 CONNECTORIZED RADIO PART NUMBERS

Choose the correct regional variant: one is for use in regions where FCC or IC licensing restrictions apply (FCC/IC), one is for use in ETSI countries (EU), and one is for non-FCC/IC/ETSI-restricted regions (RoW).

Each of the parts listed in Table 28 includes the following items:

- One connectorized unit
- One power supply 100/10 Base-TX LAN injector

Table 28 ePMP 1000 Connectorized Radio part numbers

Cambium description	Cambium part number
ePMP Conn – 5 GHz – no power cord – ROW version	C050900A021A
ePMP Conn – 5 GHz – EU power cord – EU version	C050900A023A
ePMP Conn – 5 GHz – US power cord – FCC version	C058900A122A
ePMP Conn – 2.4 GHz – US power cord	C024900A021A

Table 29 ePMP 1000 Connectorized Radio accessory part numbers

Cambium description	Cambium part number
ePMP Power Supply for non-GPS Radio - no cord (spare)	N000900L002A

EPMP 1000 CONNECTORIZED RADIO MOUNTING BRACKET

The ePMP 1000 Connectorized unit is designed to be attached to a Cambium ePMP sector antenna or with a non-Cambium antenna.

Figure 14 Connectorized radio sector antenna

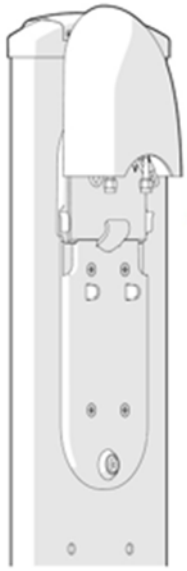

EPMP 1000 CONNECTORIZED RADIO INTERFACES

The connectorized radio with interfaces are illustrated in Figure 15 and described in Table 30.

Figure 15 Connectorized radio interfaces

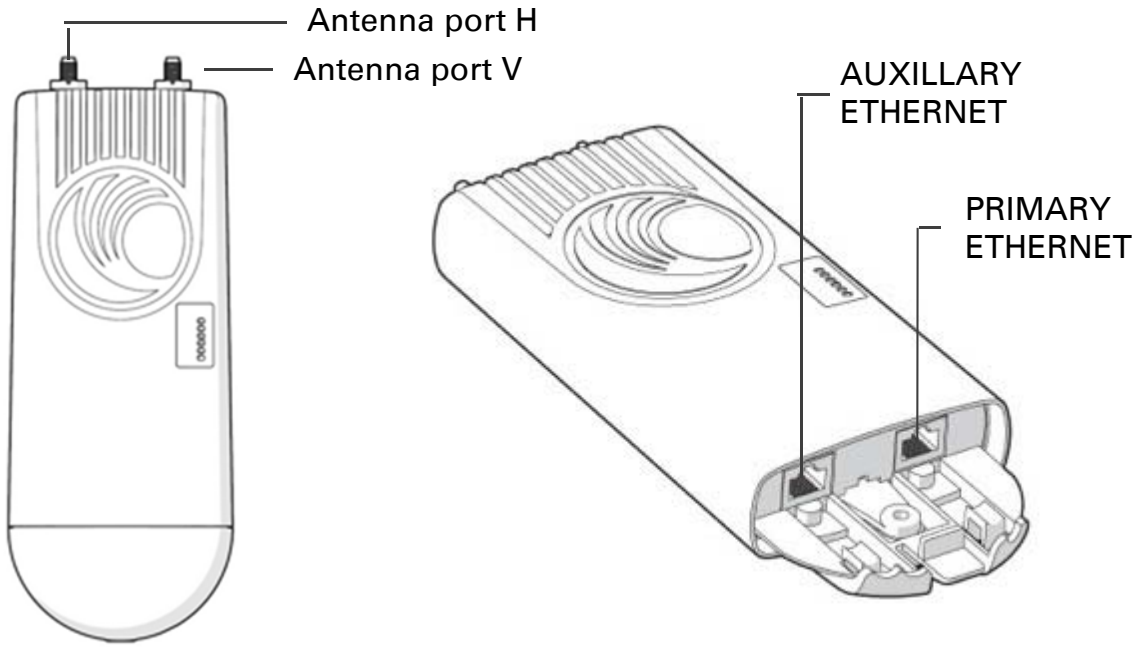

Table 30 ePMP 1000 Connectorized radio interfaces

Name	Connector	Interface	Description
Antenna port H	RP-SMA, female	Antenna, H polarization	To/from H polarized antenna port
Antenna port V	RP-SMA, female	Antenna, V polarization	To/from V polarized antenna port
Primary Ethernet	RJ45	PoE input	Proprietary power over Ethernet (PoE) twisted pair (for powering via CMM3/CMM4)
		10/100 Base-TX Ethernet	Management and data
Auxiliary Ethernet (future release)	RJ45	Cambium propriety PoE output, data bridging	***Propriety 30V PoE*** output for auxiliary devices (not 802 3af standard Poe)
Reset Button	Physical button	N/A	For resetting the radio and for resetting the radio back to its factory default configuration, see Error! Reference source not found. on page Error! Bookmark not defined..

EPMP 1000 CONNECTORIZED RADIO LEDS

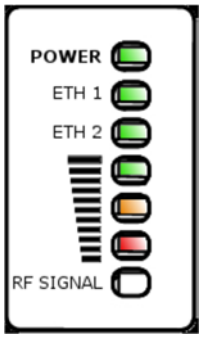

LED	Function
POWER	Green: Power is applied to the device Unlit: No power is applied to the device or improper power source
ETH 1	Main/Primary Ethernet port indicator Once lit, blinking indicates Ethernet activity Green: 10/100BaseTX link
ETH 2	Auxiliary/Secondary Ethernet port indicator Once lit, blinking indicates Ethernet activity Green: 10/100BaseTX link Radio scanning: LEDs light in an ascending sequence to indicate that the radio is scanning Radio registered: LEDs light to indicate the RSSI level at the device.
	Reserved for future release

RSSI > -60 dBm

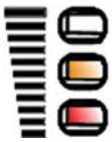

-70 dBm < RSSI ≤ -60 dBm

-80 dBm < RSSI ≤ -70 dBm

RSSI ≤ -80 dBm

EPMP 1000 CONNECTORIZED RADIO SPECIFICATIONS

The ePMP connectorized radio conforms to the specifications listed in Table 31 and Table 32.

The connectorized module meets the low level static discharge specifications identified in Electromagnetic compatibility (EMC) compliance on page 187 and provides internal surge suppression but does not provide lightning suppression.

For a full listing of connectorized radio specifications, see ePMP 1000 Connectorized Radio Specifications on page 246.

Table 31 ePMP 1000 Connectorized radio physical specifications

Category	Specification
Dimensions (H x W x D)	Radio: 227 x 88 x 33 mm (8.9″ x 3.5″ x 1.3″) Antenna: 529 x 124 x 53 mm (20.8″ x 4.9″ x 2.1″)
Weight	.521 kg (1.15 lbs) without antenna 4.5 kg (10 lbs) with antenna

Table 32 ePMP 1000 Connectorized radio environmental specifications

Category	Specification
Temperature	-30°C (-22°F) to +55°C (131°F)
Wind loading	118 mph (190 kph) maximum. See ePMP 1000 Connectorized Radio wind loading on page 64 for a full description.
Humidity	95% condensing
Environmental	IP55

EPMP 1000 CONNECTORIZED RADIO HEATER

On startup, if the ePMP 1000 Connectorized radio temperature is at or below 32° F (0° C), an internal heater is activated to ensure that the device is able to successfully begin operation. The unit's heater is only activated when the unit is powered on and will not transfer heat to the device until the startup completes. When the unit temperature is greater than 32° F (0° C), the heater is deactivated and the unit continues its startup sequence.

The effect on device startup time at various temperatures is defined in Table 33.

Table 33 ePMP 1000 Connectorized radio startup times based on ambient temperature

Initial Temperature	Startup time (from power on to operational)
-22° F (-30° C)	20 minutes
-4° F (-20° C)	6 minutes
14° F (-10° C)	2 minutes, 30 seconds

EPMP 1000 CONNECTORIZED RADIO AND EXTERNAL ANTENNA LOCATION

Find a location for the device and external antenna that meets the following requirements:

- The equipment is high enough to achieve the best radio path.
- People are a safe distance away from the equipment when it is radiating. The safe separation distances are defined in Calculated distances and power compliance margins on page 189.
- The equipment is lower than the top of the supporting structure (tower, mast or building) or its lightning air terminal.
- The location is not subjected to excessive wind loading. For more information, see ePMP 1000 Connectorized Radio wind loading on page 64.

EPMP 1000 CONNECTORIZED RADIO WIND LOADING

Ensure that the device and the structure on which it is mounted are capable of withstanding the prevalent wind speeds at a proposed ePMP site. Wind speed statistics must be available from national meteorological offices.

The device and its mounting bracket are capable of withstanding wind speeds of up to 190 kph (118 mph).

Wind speeds on the device subjects the mounting structure to significant lateral force. The magnitude of the force depends on both the wind strength and surface area of the device. Wind loading is estimated using the following formulae:

Force (in kilograms) = $0.1045aV^2$

Where:	Is:
a	surface area in square meters
V	wind speed in meters per second

Force (in pounds) = $0.0042Av^2$

Where:	Is:
A	surface area in square feet
v	wind speed in miles per hour

Applying these formulae to the ePMP device at different wind speeds, the resulting wind loadings are shown in Table 34 and Table 35.

Table 34 ePMP 1000 Connectorized radio wind loading (Kg)

Type of ePMP device	Largest surface area (square meters)	Wind speed (meters per second)				
		30	40	50	60	70
Connectorized	0.13	12.2 Kg	21.7 Kg	34 Kg	49 Kg	66.6 Kg

Table 35 ePMP 1000 Connectorized radio wind loading (lb)

Type of ePMP device	Largest surface area (square feet)	Wind speed (miles per hour)				
		80	100	120	140	150
Connectorized	1.39	37.4 lb	58.4 lb	84.1 lb	114.4 lb	131.4 lb

CONNECTORIZED RADIO SOFTWARE PACKAGES

Connectorized radio may be upgraded by downloading new software packages from the Cambium Networks website or by using the Cambium Network Services Server. The software packages applicable to ePMP 1000 Un-synced connectorized radio are named:

- ePMP-NonGPS_Synced-v3.0.0.tar.gz

EPMP 1000 CONNECTORIZED RADIO ANTENNAS AND ANTENNA CABLING

Connectorized radio requires external antennas connected using RF cable (included with Cambium ePMP sector antennas). For details of the antennas and accessories required for a connectorized ePMP installation, see:

- ePMP 1000 Antenna requirements on page 51
- ePMP 1000 FCC and IC approved antennas on page 51

EPMP 1000 ANTENNA REQUIREMENTS

For connectorized units operating in the USA or Canada 2.4 GHz, 5.4 GHz or 5.8 GHz bands, choose external antennas from those listed in ePMP 1000 FCC and IC approved antennas on page 51. For installations in other countries, the listed antennas are advisory, not mandatory.

EPMP 1000 FCC AND IC APPROVED ANTENNAS

For connectorized units operating in the USA or Canada, choose external antennas from Table 36. These are approved by the FCC for use with the product and are constrained by the following limits:

- 5 GHz – 15 dBi gain
- 2.4 GHz - 15 dBi gain

Caution

Using other than approved antennas may cause measurements higher than reported for certification.

This radio transmitter (IC certification number 109W-0005) has been approved by Industry Canada to operate with the antenna types listed below with the maximum permissible gain and required antenna impedance for each antenna type indicated. Antenna types not included in this list, having a gain greater than the maximum gain indicated for that type, are strictly prohibited for use with this device.

Le présent émetteur radio (Numéro de certification IC 109W-0005) a été approuvé par Industrie Canada pour fonctionner avec les types d'antenne énumérés ci-dessous et ayant un gain admissible maximal et l'impédance requise pour chaque type d'antenne. Les types d'antenne non inclus dans cette liste, ou dont le gain est supérieur au gain maximal indiqué, sont strictement interdits pour l'exploitation de l'émetteur.

Table 36 ePMP 1000 allowed antennas for deployment in USA/Canada – 5 GHz

Cambium part number	Antenna Type	Gain (dBi)
C050900D003A	5 GHz Sector Antenna – 90 degree	15
C050900D002A	5 GHz Sector Antenna – 120 degree	15
C024900D004A	2.4 GHz Sector Antenna - 90 /120 degree	15

Force 180

For details of the ePMP Force 180 hardware, see:

- Force 180 description on page 66
- Force 180 part numbers on page 67
- Force 180 mounting bracket on page 67
- Force 180 interfaces on page 68
- Force 180 LEDs on page 69
- Force 180 heater on page 70
- Force 180 wind loading on page 70
- Force 180 software packages on page 71

FORCE 180 DESCRIPTION

The Force 180 integrated module is a self-contained transceiver unit that houses both radio and networking electronics. An ePMP Force 180 unit may function as an Access Point (AP) or a Subscriber Module (SM) in a Point-To-Multipoint (PMP) or in a Point-To-Point (PTP) network topology. It is typically deployed as an SM in a PMP system.

Figure 16 ePMP Series Force 180

FORCE 180 PART NUMBERS

Choose the correct regional variant: one is for use in regions where FCC or IC licensing restrictions apply (FCC/IC), one is for use in ETSI countries (EU), and one is for non-FCC/IC/ETSI-restricted regions (RoW).

Each of the parts listed in Table 37 includes the following items:

- One Force 180 module (with mounting bracket)
- One metal mounting strap
- Power supply

Table 37 Force 180 part numbers

Cambium description	Cambium part number
ePMP 5 GHz Force 180 Integrated Radio (FCC) (US cord)	C058900C072A
ePMP 5 GHz Force 180 Integrated Radio (ROW) (no cord)	C050900C071A
ePMP 5 GHz Force 180 Integrated Radio (EU) (EU cord)	C050900C073A
ePMP 5 GHz Force 180 Integrated Radio (ROW) (US cord)	C050900C171A
ePMP 5 GHz Force 180 Integrated Radio (ROW) (EU cord)	C050900C271A
ePMP 5 GHz Force 180 Integrated Radio (ROW) (UK cord)	C050900C371A
ePMP 5 GHz Force 180 Integrated Radio (EU) (UK cord)	C050900C373A
ePMP 5 GHz Force 180 Integrated Radio (ROW) (India cord)	C050900C471A
ePMP 5 GHz Force 180 Integrated Radio (ROW) (China cord)	C050900C571A
ePMP 5 GHz Force 180 Integrated Radio (ROW) (Brazil cord)	C050900C671A
ePMP 5 GHz Force 180 Integrated Radio (ROW) (Argentina cord)	C050900C771A
ePMP 5 GHz Force 180 Integrated Radio (ROW) (ANZ cord)	C050900C871A

FORCE 180 MOUNTING BRACKET

The Force 180 module is designed to be pole-mounted using the mounting strap and bracket provided in the box with the radio.

Figure 17 Force 180 module mounting bracket

FORCE 180 INTERFACES

The Force 180 module interfaces are illustrated in Figure 18 and described in Table 38.

Figure 18 Force 180 interfaces

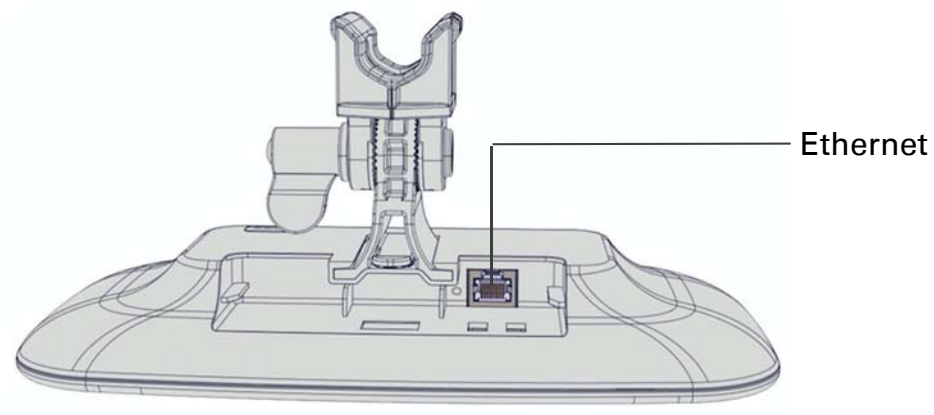

Table 38 Force 180 interfaces

Port name	Connector	Interface	Description
Ethernet	RJ45	PoE input	10/100/1000BaseT, Compatible with Cambium PoE pinouts (V+ = 7 & 8, Return = 4 & 5) and Standard PoE pinouts (V+ = 4 & 5, Return = 7 & 8)
		10/100/1000 Base-TX Ethernet	Management and data
Reset Button	Physical button	N/A	For resetting the radio and for setting the radio back to its factory default configuration. See Error! Reference source not found. on page Error! Bookmark not defined..

FORCE 180 LEDS

LED	Function
POWER	Green: Power is applied to the device Unlit: No power is applied to the device or improper power source
ETH	Ethernet port indicator Once lit, blinking indicates Ethernet activity Green: 10/100/1000 BaseTX link
RF SIGNAL	Radio scanning: LEDs light in an ascending sequence to indicate that the radio is scanning Radio registered: LEDs light to indicate the RSSI level at the device.

RSSI > -60 dBm

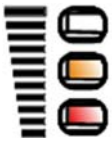
-70 dBm < RSSI ≤ -60 dBm


-80 dBm < RSSI ≤ -70 dBm

RSSI ≤ -80 dBm

FORCE 180 SPECIFICATIONS

The Force 180 module conforms to the specifications listed in Table 39 and Table 40.

The device meets the low level static discharge specifications identified in Electromagnetic compatibility (EMC) compliance on page 187 and provides internal surge suppression but does not provide lightning suppression.

For a full listing of Force 180 specifications, see Force 180 Specifications on page 250.

Table 39 Force 180 physical specifications

Category	Specification
Dimensions (H x W x D)	Radio: 12.5 x 25.1 x 11.9 cm (4.9 x 9.9 x 4.7 in) – with mounting bracket attached Radio: 12.5 x 25.1 x 4 cm (4.9 x 9.9 x 1.6 in) – without mounting bracket attached
Weight	0.50 kg (1.1 lbs)

Table 40 Force 180 environmental specifications

Category	Specification
Temperature	-30°C (-22°F) to +60°C (140°F)
Wind loading	90 mph (145 kph) maximum. See Force 180 wind loading on page 70 for a full description.
Humidity	95% condensing
Environmental	IP55

FORCE 180 HEATER

Upon power on, if the ePMP Force 180 device temperature is at or below 32° F (0° C), an internal heater is activated to ensure that the device is able to successfully begin operation. The unit's heater is only activated when the unit is powered on and will not apply heat to the device once startup is complete. When the unit temperature is greater than 32° F (0° C), the heater is deactivated and the integrated module continues its startup sequence.

The effect on Force 200 startup time at various temperatures is defined in Table 41.

Table 41 Force 180 startup times based on ambient temperature

Initial Temperature	Startup time (from power on to operational)
-22° F (-30° C)	4 minutes
-4° F (-20° C)	2 minutes
14° F (-10° C)	1 minutes, 30 seconds

FORCE 180 WIND LOADING

Ensure that the Force 180 and the structure on which it is mounted are capable of withstanding the prevalent wind speeds at a proposed ePMP site. Wind speed statistics must be available from national meteorological offices.

The Force 180 and its mounting bracket are capable of withstanding wind speeds of up to 145 Kph (90 mph).

Wind blowing on the Force 180 will subject the mounting structure to significant lateral force. The magnitude of the force depends on both wind strength and surface area of the Force 180. Wind loading is estimated using the following formulae:

Force (in kilograms) = $0.1045aV^2$

Where:	Is:
a	surface area in square meters
V	wind speed in meters per second

Force (in pounds) = $0.0042Av^2$

Where:	Is:
A	surface area in square feet
v	wind speed in miles per hour

Applying these formulae to the ePMP Force 180 at different wind speeds, the resulting wind loadings are shown in Table 42 and Table 43.

Table 42 Force 180 wind loading (Kg)

Type of ePMP module	Largest surface area (square meters)	Wind speed (meters per second)				
		30	40	50	60	70
Force 180	0.031	3 Kg	5.2 Kg	8.2 Kg	11.8 Kg	16 Kg

Table 43 Force 180 wind loading (lb)

Type of ePMP module	Largest surface area (square feet)	Wind speed (miles per hour)				
		80	100	120	140	150
Force 180	0.33	9 lb	14.1 lb	20.3 lb	27.7 lb	31.8 lb

FORCE 180 SOFTWARE PACKAGES

Force 180 radios may be upgraded by downloading new software packages from the Cambium Networks website or by using the Cambium Network Services Server. The software packages applicable to ePMP Force 180 are named:

- ePMP-NonGPS_Synced-v3.0.0.tar.gz

Force 200

For details of the ePMP Force 200 hardware, see:

- Force 200 description on page 72
- Force 200 part numbers on page 73
- Force 200 mounting bracket on page 74
- Force 200 interfaces on page 75
- Force 200 LEDs on page 76
- Force 200 heater on page 77
- Force 200 wind loading on page 77
- Force 200 software packages on page 78

FORCE 200 DESCRIPTION

The Force 200 integrated dish is a self-contained transceiver unit that houses both radio, parabolic dish and networking electronics. An ePMP Force 200 unit may function as an Access Point (AP) or a Subscriber Module (SM) in a Point-To-Multipoint (PMP) or in a Point-To-Point (PTP) network topology. It is typically deployed as an SM in a PMP system and either Master or Slave in a PTP system.

Figure 19 ePMP Series Force 200

Figure 20 ePMP Series Force 200 (with optional radome – sold separately)

FORCE 200 PART NUMBERS

Choose the correct regional variant: one is for use in regions where FCC or IC licensing restrictions apply (FCC/IC), one is for use in ETSI countries (EU), and one is for non-FCC/IC/ETSI-restricted regions (RoW).

Each of the parts listed in Table 44 includes the following items:

- Force 200 Radio Assembly
    - Power Cord (if applicable)
    - Power Supply
- Force 200 Dish
- Force 200 Pole Bracket Assembly
- Force 200 Pole Clamp Assembly
- Four M6 Bolts

Table 44 Force 200 part numbers

Cambium description	Cambium part number
ePMP 5 GHz Force 200AR5-25 High Gain Radio (FCC) (US cord)	C058900C062A
ePMP 5 GHz Force 200AR5-25 High Gain Radio (ROW) (no cord)	C050900C061A
ePMP 5 GHz Force 200AR5-25 High Gain Radio (EU) (EU cord)	C050900C063A
ePMP 5 GHz Force 200AR5-25 High Gain Radio (ROW) (US cord)	C050900C161A
ePMP 5 GHz Force 200AR5-25 High Gain Radio (ROW) (EU cord)	C050900C261A
ePMP 5 GHz Force 200AR5-25 High Gain Radio (ROW) (UK cord)	C050900C361A
ePMP 5 GHz Force 200AR5-25 High Gain Radio (EU) (UK cord)	C050900C363A
ePMP 5 GHz Force 200AR5-25 High Gain Radio (ROW) (India cord)	C050900C461A
ePMP 5 GHz Force 200AR5-25 High Gain Radio (ROW) (China/ANZ cord)	C050900C561A
ePMP 5 GHz Force 200AR5-25 High Gain Radio (ROW) (Brazil cord)	C050900C661A
ePMP 5 GHz Force 200AR5-25 High Gain Radio (ROW) (Argentina cord)	C050900C761A
ePMP 2.4 GHz Force 200AR2-25 High Gain Radio (US cord)	C024900C161A
ePMP 2.4 GHz Force 200AR2-25 High Gain Radio (EU cord)	C024900C261A
ePMP Force 200 Radome	N000900L021A

FORCE 200 MOUNTING BRACKET

The Force 200 module is designed to be pole-mounted using the mounting bracket and clamp assembly provided in the box with the radio.

Figure 21 Force 200 mounting bracket (side)

Figure 22 Force 200 mounting bracket (back)

FORCE 200 INTERFACES

The Force 200 module interfaces are illustrated in Figure 23 and described in Table 45.

Figure 23 Force 200 interfaces

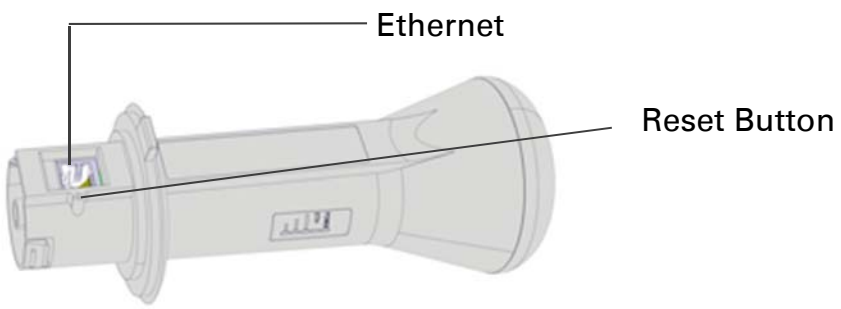

Table 45 Force 200 interfaces

Port name	Connector	Interface	Description
Ethernet	RJ45	PoE input	10/100/1000BaseT, Compatible with Cambium PoE pinouts (V+ = 7 & 8, Return = 4 & 5) and Standard PoE pinouts (V+ = 4 & 5, Return = 7 & 8)
		10/100/1000 Base-TX Ethernet	Management and data
Reset Button	Physical button	N/A	For resetting the radio and for setting the radio back to its factory default configuration. See Error! Reference source not found. on page Error! Bookmark not defined..

FORCE 200 LEDS

LED	Function
POWER	Green: Power is applied to the device Unlit: No power is applied to the device or improper power source
ETH	Ethernet port indicator Once lit, blinking indicates Ethernet activity Green: 10/100/1000 BaseTX link
RF SIGNAL	Radio scanning: LEDs light in an ascending sequence to indicate that the radio is scanning Radio registered: LEDs light to indicate the RSSI level at the device.

RSSI > -60 dBm

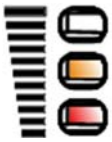
-70 dBm < RSSI ≤ -60 dBm


-80 dBm < RSSI ≤ -70 dBm

RSSI ≤ -80 dBm

FORCE 200 SPECIFICATIONS

The Force 200 module conforms to the specifications listed in Table 46 and Table 47.

The device meets the low level static discharge specifications identified in Electromagnetic compatibility (EMC) compliance on page 187 and provides internal surge suppression but does not provide lightning suppression.

For a full listing of Force 200 specifications, see Force 200 Specifications on page 252.

Table 46 Force 200 physical specifications

Category	Specification
Dimensions (Dia x Depth)	47 x 28 cm (18.5 x 11.2 in)
Weight	2.4 GHz: 2.8 kg (6.2 lbs) 5 GHz: 2.3 kg (5.1 lbs)

Table 47 Force 200 environmental specifications

Category	Specification
Temperature	-30°C (-22°F) to +60°C (140°F) – with radome attached maximum temperature is +47°C (116°F)
Wind loading	90 mph (145 kph) maximum. See Force 200 wind loading on page 77 for a full description.
Humidity	95% condensing
Environmental	IP55

FORCE 200 HEATER

Upon power on, if the ePMP Force 200 device temperature is at or below 32° F (0° C), an internal heater is activated to ensure that the device is able to successfully begin operation. The unit's heater is only activated when the unit is powered on and will not apply heat to the device once startup is complete. When the unit temperature is greater than 32° F (0° C), the heater is deactivated and the Force 200 module continues its startup sequence.

The effect on Force 200 startup time at various temperatures is defined in Table 48.

Table 48 Force 200 startup times based on ambient temperature

Initial Temperature	Startup time (from power on to operational)
-22° F (-30° C)	4 minutes
-4° F (-20° C)	2 minutes
14° F (-10° C)	1 minutes, 30 seconds

FORCE 200 WIND LOADING

Ensure that the Force 200 and the structure on which it is mounted are capable of withstanding the prevalent wind speeds at a proposed ePMP site. Wind speed statistics must be available from national meteorological offices.

The Force 200 and its mounting bracket are capable of withstanding wind speeds of up to 145 Kph (90 mph).

Wind blowing on the Force 200 will subject the mounting structure to significant lateral force. The magnitude of the force depends on both wind strength and surface area of the integrated module. Wind loading is estimated using the following formulae:

Force (in kilograms) = $0.1045aV^2$

Where:	Is:
a	surface area in square meters
V	wind speed in meters per second

Force (in pounds) = $0.0042Av^2$

Where:	Is:
A	surface area in square feet
v	wind speed in miles per hour

Applying these formulae to the ePMP Force 200 at different wind speeds, the resulting wind loadings are shown in Table 49 and Table 50.

Table 49 Force 180 wind loading (Kg)

Type of ePMP module	Largest surface area (square meters)	Wind speed (meters per second)				
		30	40	50	60	70
Force 200	0.13	12.3 Kg	22 Kg	34.4 Kg	49.5 Kg	67.4 Kg

Table 50 Force 180 wind loading (lb)

Type of ePMP module	Largest surface area (square feet)	Wind speed (miles per hour)				
		80	100	120	140	150
Force 200	1.44	38.7 lb	60.4 lb	87 lb	118 lb	136 lb

FORCE 200 SOFTWARE PACKAGES

Force 200 radios may be upgraded by downloading new software packages from the Cambium Networks website or by using the Cambium Network Services Server. The software packages applicable to ePMP Force 200 are named:

- ePMP-NonGPS_Synced-v3.0.0.tar.gz

ePMP 2000 Series Power Supply

For details of the ePMP power supply units, see:

- Power supply description on page 79
- Power supply part numbers on page 79
- Power supply interfaces on page 80
- Power supply specifications on page 81
- Power supply location on page 81

POWER SUPPLY DESCRIPTION

The power supply is an indoor unit that is connected to the ePMP module and network terminating equipment using Cat5e cable with RJ45 connectors. It is also plugged into an AC or DC power supply so that it can inject Power over Ethernet (PoE) into the module.

POWER SUPPLY PART NUMBERS

Each module requires one power supply and one power supply line cord (line cord included with radio device, see Table 2). The power supplies listed in Table 51 may be used for all ePMP 2000 modules

Table 51 Power supply component part numbers

Cambium description	Cambium part number
POWER SUPPLY, 30W, 56V – Gbps support	N000000L034

POWER SUPPLY INTERFACES

The power supply interfaces are illustrated in Figure 24 and described in Table 52 and Table 53.

Figure 24 Power supply interfaces

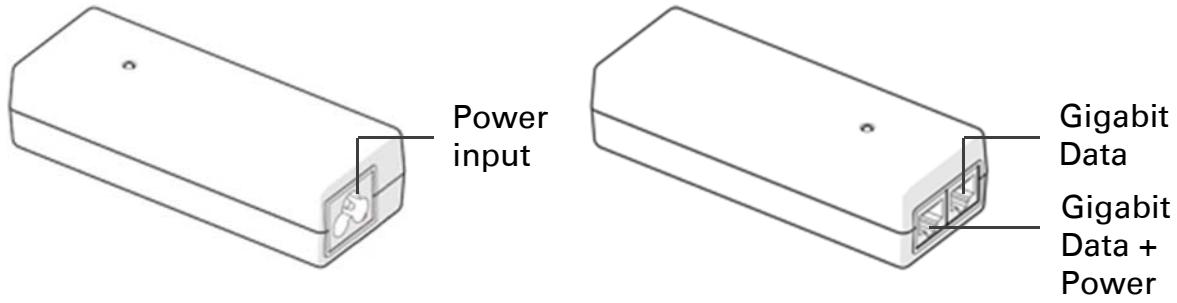

Table 52 Power supply interface functions - N000000L034

Interface	Function
Power input	Mains power input.
Gigabit Data + Power	RJ45 socket for connecting Cat5e cable to radio
Gigabit Data	RJ45 socket for connecting Cat5e cable to network.

Table 53 Power Supply LED functions

LED	Function
Power (green)	Power supply detection

POWER SUPPLY SPECIFICATIONS

The ePMP power supply conforms to the specifications listed in Table 54, Table 55, and Table 56. These specifications apply to ePMP 2000 product variants.

Table 54 Power supply physical specifications

Category	Specification
Dimensions (H x W x D)	14 x 6.5 x 3.6 cm (5.5 x 2.55 x 1.42 in)
Weight	0.26 lbs

Table 55 Power supply environmental specifications

Category	Specification
Ambient Operating Temperature	0° C to +40° C
Humidity	20% - 90%

Table 56 Power supply electrical specifications

Category	Specification
AC Input	100 to 240 VAC
Efficiency	Meets Energy Level 6
Over Current Protection	Short circuit, with auto recovery
Hold up time	10 ms minimum at maximum load, 120 VAC

POWER SUPPLY LOCATION

Find a location for the power supply that meets the following requirements:

- The power supply can be mounted on a wall or other flat surface.
- The power supply is kept dry, with no possibility of condensation, flooding or rising damp.
- The power supply can be accessed to view status indicators.
- The power supply can be connected to the ePMP module drop cable and network terminating equipment.
- The power supply can be connected to a mains or DC power supply that meets the requirements defined in Table 63.

ePMP 1000 Series Power Supply (includes Force 180 and Force 200)

For details of the ePMP power supply units, see:

- Power supply description on page 82
- Power supply part numbers on page 82
- Power supply interfaces on page 83
- Power supply specifications on page 84
- Power supply location on page 84

POWER SUPPLY DESCRIPTION

The power supply is an indoor unit that is connected to the ePMP module and network terminating equipment using Cat5e cable with RJ45 connectors. It is also plugged into an AC or DC power supply so that it can inject Power over Ethernet (PoE) into the module.

POWER SUPPLY PART NUMBERS

Each module requires one power supply and one power supply line cord (line cord included with radio device, see Table 11, Table 20, Table 28, Table 37, Table 44) . The power supplies listed in Table 57 may be used for all ePMP 1000 modules, however, only N000900L001A provides a Gigabit Ethernet interface.

Table 57 Power supply component part numbers

Cambium description	Cambium part number
ePMP Pwr Supply for GPS Radio - no cord (spare)	N000900L001A
ePMP Pwr Supply for non-GPS Radio - no cord (spare)	N000900L002A

POWER SUPPLY INTERFACES

The power supply interfaces are illustrated in Figure 25 and described in Table 58 and Table 60.

Figure 25 Power supply interfaces

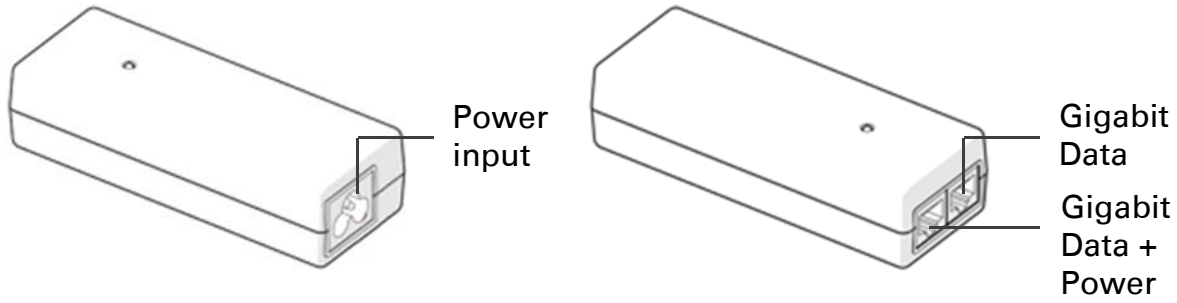

Table 58 Power supply interface functions - N000900L001A

Interface	Function
Power input	Mains power input.
Gigabit Data + Power	RJ45 socket for connecting Cat5e cable to radio Note This port provides a Gigabit Ethernet interface to ePMP GPS Synced connectorized radios. To ePMP integrated radios, this port provides a 10/100 Mbit/sec Ethernet interface.
Gigabit Data	RJ45 socket for connecting Cat5e cable to network.

Table 59 Power supply interface functions - N000900L002A

Interface	Function
Power input	Mains power input.
10/100 Mbit/sec Data + Power	RJ45 socket for connecting Cat5e cable to radio
10/100 Mbit/sec Data	RJ45 socket for connecting Cat5e cable to network.

Table 60 Power Supply LED functions

LED	Function
Power (green)	Power supply detection

POWER SUPPLY SPECIFICATIONS

The ePMP power supply conforms to the specifications listed in Table 61, Table 62 and Table 63. These specifications apply to all ePMP product variants.

Table 61 Power supply physical specifications

Category	Specification
Dimensions (H x W x D)	11.8 x 4.4 x 3.2 cm (4.66 x 1.75 x 1.25 in)
Weight	0.26 lbs

Table 62 Power supply environmental specifications

Category	Specification
Ambient Operating Temperature	0° C to +40° C
Humidity	20% - 90%

Table 63 Power supply electrical specifications

Category	Specification
AC Input	100 to 240 VAC
Efficiency	Meets efficiency level 'V'
Over Current Protection	Zener clamping (38V to 45V)
Hold up time	10 ms minimum at maximum load, 120 VAC

POWER SUPPLY LOCATION

Find a location for the power supply that meets the following requirements:

- The power supply can be mounted on a wall or other flat surface.
- The power supply is kept dry, with no possibility of condensation, flooding or rising damp.
- The power supply can be accessed to view status indicators.
- The power supply can be connected to the ePMP module drop cable and network terminating equipment.
- The power supply can be connected to a mains or dc power supply that meets the requirements defined in Table 63.

Ethernet cabling

For details of the Ethernet cabling components of an ePMP installation, see:

- Ethernet standards and cable lengths on page 85
- Outdoor Cat5e cable on page 85

ETHERNET STANDARDS AND CABLE LENGTHS

All configurations require a copper Ethernet connection from the power supply port to the power supply and network terminating equipment.

For each power supply, the maximum permitted drop cable length is specified in Table 64.

Table 64 Power supply drop cable length restrictions

Part number	Description	Maximum cable length (*1)
N000000L034	POWER SUPPLY, 30W, 56V – Gbps support	330 feet (100m)
N000900L001A	Power Supply for Radio with Gigabit Ethernet (no cord)	330 feet (100m)
N000900L002A	Power Supply for Radio with 100Mbit Ethernet (no cord)	330 feet (100m)

(*1) Maximum length of Ethernet cable from AP/SM to network device needs to follow 802.3 standards. If the power supply is not the network device the cable from the power supply to the network device must be included in the total maximum cable length.

OUTDOOR CAT5E CABLE

For copper connections from the device to the power supply, use Cat5e cable that is shielded with copper-plated steel.

Caution

Always use Cat5e cable that is shielded with copper-plated steel. Alternative types of Ethernet cables are not supported by Cambium Networks.

Surge Suppression unit

The ePMP integrated and connectorized units both contain 1 Joule-rated surge suppression built into the device. With this built-in surge suppression, it is not required to install a surge suppressor at the unit's mounting location. However, it is required to install a surge suppressor at the Ethernet cable's building ingress into the power supply's indoor location. For installations that do not require Gigabit (1000 Mbit/sec) Ethernet, a Cambium 600SSH surge suppressor may be used. For more details, see Cambium 600SSH details.

CAMBIUM 600SSH DETAILS



Note

For connectorized module installations requiring Gigabit (1000 Mbit/sec) Ethernet surge suppression, utilize the following:

Mfr	Part	Description
L-COM	AL-CAT6JW	Outdoor 10/100/1000 Base-T CAT6 PoE Compatible Lightning Protector
L-COM	AL-CAT6HPJW	Outdoor 10/100/1000 Base-T CAT6 PoE Compatible Lightning Protector – High Power (protection comparable to 600SSH)

1 Holes—for mounting the Surge Suppressor to a flat surface (such as an outside wall). The distance between centers is 4.25 inches (108 mm).

2 RJ-45 connectors—One side (neither side is better than the other for this purpose) connects to the product (AP, SM, or cluster management module). The other connects to the AC adaptor's Ethernet connector.

3 Ground post and washer—use heavy gauge (10 AWG or 6 mm^2) copper wire for connection. Refer to local electrical codes for exact specifications.

Note

The 600SSH surge suppressor is shipped in the "isolated" position (pin 4 isolated by 68V from protective earth). If packet error issues occur over the Ethernet link (verify by pinging the device through the 600SSH), configure the 600SSH to "grounded" position (by moving the 600SSH switch from "isolated" to "ground") to avoid ground loops that may be present in the system.

4 Ground Cable Opening—route the 10 AWG (6 mm^2) ground cable through this opening.

5 CAT-5 Cable Knockouts—route the two CAT-5 cables through these openings, or alternatively through the Conduit Knockouts.

6 Conduit Knockouts—on the back of the case, near the bottom. Available for installations where cable is routed through building conduit.

System planning

This chapter provides information to help the user to plan an ePMP link.

The following topics are described in this chapter:

- How to plan ePMP links to conform to the regulatory restrictions that apply in the country of operation is explained under Radio spectrum planning on page 89.
- Factors to be considered when planning links such as range, path loss and throughput are described under Link planning on page 93.
- Factors to be considered when planning to use connectorized APs with external antennas in ePMP links are described under Planning for connectorized units on page 95.
- The grounding and lightning protection requirements of a ePMP installation is described under Grounding and lightning protection on page 32.
- Factors to be considered when planning ePMP data networks are described under Data network planning on page 97.

Radio spectrum planning

This section describes how to plan ePMP links to conform to the regulatory restrictions that apply in the country of operation.

Caution

The user must ensure ePMP product operates in accordance to local regulatory limits.

Note

Contact the applicable radio regulator to check if registration of the ePMP link is required or not.

GENERAL WIRELESS SPECIFICATIONS

The wireless specifications that apply to all ePMP variants are listed under Table 65. The wireless specifications that are specific to each frequency variant are listed in Table 66 and Table 67.

Table 65 ePMP wireless specifications (all variants)

Item	Specification
Channel selection	Automatic and Manual selection (fixed frequency).
Manual power control	To avoid interference to other users of the band, maximum power can be set lower than the default power limit.
Integrated device antenna type	Patch antenna
Duplex scheme	Adaptive TDD (with optional Standard 802.11n Wi-Fi on SM)
Range	21 mi (5 MHz channel bandwidth) 17 mi (10 MHz channel bandwidth) 13 mi (20 MHz channel bandwidth) 9 mi (40 MHz channel bandwidth)
Over-the-air encryption	AES
Error Correction	FEC

Table 66 ePMP 2000 wireless specifications (per frequency band)

Item	5 GHz
RF band (GHz)	5150 - 5970 MHz
Channel bandwidth	5 MHz, 10 MHz, 20 MHz or 40 MHz
Typical antenna gain	Connectorized antenna – 18 dBi

Table 67 ePMP 1000 wireless specifications (per frequency band)

Item	5 GHz	2.4 GHz
RF band (GHz)	4900 - 5980 MHz	2407 - 2472 MHz
Channel bandwidth	5 MHz, 10 MHz, 20 MHz or 40 MHz	5 MHz, 10 MHz, 20 MHz or 40 MHz
Typical antenna gain	Connectorized antenna – 15 dBi Integrated patch antenna – 13 dBi Reflector dish antenna – 6 dBi	Connectorized antenna - 15 dBi Integrated patch antenna - 11 dBi Reflector dish antenna – 8 dBi
Antenna beamwidth (Integrated)	24° azimuth, 12° elevation	24° azimuth, 12° elevation
Antenna beamwidth (Relector dish)	10° azimuth, 25° elevation	10° azimuth, 28° elevation

REGULATORY LIMITS

The local regulator may restrict frequency usage and channel width and may limit the amount of conducted or radiated transmitter power. For details of these restrictions, see Examples of regulatory limits on page 204.

Many countries impose EIRP limits (Allowed EIRP) on products operating in the bands used by the ePMP Series. For example, in the 5 GHz and 2.4 GHz bands, these limits are calculated as follows:

- In the 5.2 GHz (5250 MHz to 5350 MHz) and 5.4 GHz (5470 MHz to 5725 MHz) band, the EIRP must not exceed the lesser of 30 dBm or (17 + 10 x Log Channel width in MHz) dBm.
- In the 5.8 GHz band (5725 MHz to 5875 MHz), the EIRP must not exceed the lesser of 36 dBm or (23 + 10 x Log Channel width in MHz) dBm.
- In the 2.4 GHz band (2400 MHz to 2500 MHz), the EIRP must not exceed the lesser of 36 dBm or (23 + 10 x Log Channel width in MHz) dBm.

Some countries (for example the USA) impose conducted power limits on products operating in the 5 GHz and 2.4 GHz band.

CONFORMING TO THE LIMITS

Ensure the link is configured to conform to local regulatory requirements by configuring the correct country code (located in the web management interface, under **Configure** => **Radio**). In the following situations, the country code does not automatically prevent operation outside the regulations:

- When using connectorized APs with external antennas, the regulations may require the maximum transmit power to be reduced. To ensure that regulatory requirements are met for connectorized installations, see Calculating maximum power level for connectorized units on page 95. When operating in ETSI regions, it is required to enter a license key in the ePMP web management interface to unlock valid country-specific frequencies. This key may be obtained from https://support.cambiumnetworks.com/licensekeys/epmp.

- When installing 5.4 GHz links in the USA, it may be necessary to avoid frequencies used by Terminal Doppler Weather Radar (TDWR) systems. For more information, see Avoidance of weather radars on page 92.

AVAILABLE SPECTRUM

The available spectrum for operation depends on the region. When configured with the appropriate country code, the unit will only allow operation on those channels which are permitted by the regulations.

Note

In Italy, there is a regulation which requires a general authorization of any 5.4 GHz radio link which is used outside the operator's own premises. It is the responsibility of the installer or operator to have the link authorized. For details, see:

http://www.sviluppoeconomico.gov.it/index.php?option=com_content&view=article&idmenu=672
&idarea1=593&andor=AND&idarea2=1052&id=68433&sectionid=1,16&viewType=1&showMenu=1&showCat=1&idarea3=0&andorcat=AND&partebassaType=0&idareaCalendario1=0&MvediT=1
&idarea4=0&showArchiveNewsBotton=0&directionidUser=0

For the form that must be used for general authorization, see:

http://www.sviluppoeconomico.gov.it/images/stories/mise_extra/Allegato%20n19.doc

Certain regulations have allocated certain channels as unavailable for use:

- ETSI has allocated part of the 5.4 GHz band to weather radar.
- UK and some other European countries have allocated part of the 5.8 GHz band to Road Transport and Traffic Telematics (RTTT) systems.

For details of these restrictions, see Examples of regulatory limits on page 204.

Where regulatory restrictions apply to certain channels, these channels are barred automatically by the use of the correct country code. For example, at 5.8 GHz in the UK and some other European countries, the RTTT band 5795 MHz to 5815 MHz is barred. With the appropriate country code configured for this region, the ePMP will not operate on channels within this band.

The number and identity of channels barred by the license key and country code is dependent on the channel bandwidth.

For more information about configuring the **Country Code** parameter, see Error! Reference source not found. on page Error! Bookmark not defined. and Error! Reference source not found. on page Error! Bookmark not defined..

CHANNEL BANDWIDTH

Select the required channel bandwidth for the link. The selection depends upon the ePMP frequency variant and country code, as specified on page 204.

The wider a channel bandwidth the greater is its capacity. As narrower channel bandwidths take up less spectrum, selecting a narrow channel bandwidth may be a better choice when operating in locations where the spectrum is very busy.

Both ends of the link must be configured to operate on the same channel bandwidth.

AVOIDANCE OF WEATHER RADARS

To comply with FCC rules (KDB 443999: Interim Plans to Approve UNII Devices Operating in the 5470 - 5725 MHz Band with Radar Detection and DFS Capabilities), units which are installed within 35 km (22 miles) of a Terminal Doppler Weather Radar (TDWR) system (or have a line of sight propagation path to such a system) must be configured to avoid any frequency within +30 MHz or –30 MHz of the frequency of the TDWR device. This requirement applies even if the master is outside the 35 km (22 miles) radius but communicates with outdoor clients which may be within the 35 km (22 miles) radius of the TDWRs.

The requirement for ensuring 30 MHz frequency separation is based on the best information available to date. If interference is not eliminated, a distance limitation based on line-of-sight from TDWR will need to be used. In addition, devices with bandwidths greater than 20 MHz may require greater frequency separation.

When planning a link in the USA, visit http://spectrumbridge.com/udia/home.aspx, enter the location of the planned link and search for TDWR radars. If a TDWR system is located within 35 km (22 miles) or has line of sight propagation to the PMP device, perform the following tasks:

- Register the installation on http://spectrumbridge.com/udia/home.aspx.
- Make a list of channel center frequencies that must be barred, that is, those falling within +30 MHz or –30 MHz of the frequency of the TDWR radars.

In ETSI regions, the band 5600 MHz to 5650 MHz is reserved for the use of weather radars.

Link planning

This section describes factors to be taken into account when planning links, such as range, obstacles path loss and throughput.

RANGE AND OBSTACLES

Calculate the range of the link and identify any obstacles that may affect radio performance.

Perform a survey to identify all the obstructions (such as trees or buildings) in the path and to assess the risk of interference. This information is necessary in order to achieve an accurate link feasibility assessment.

PATH LOSS

Path loss is the amount of attenuation the radio signal undergoes between the two ends of the link. The path loss is the sum of the attenuation of the path if there were no obstacles in the way (Free Space Path Loss), the attenuation caused by obstacles (Excess Path Loss) and a margin to allow for possible fading of the radio signal (Fade Margin). The following calculation needs to be performed to judge whether a particular link can be installed:

$$L_{free_space}+L_{excess}+L_{fade}+L_{seasonal}<L_{capabili}$$

Where:	Is:
L_{free_spac}	Free Space Path Loss (dB)
L_{exces}	Excess Path Loss (dB)
L_{fade}	Fade Margin Required (dB)
L_{season}	Seasonal Fading (dB)
$L_{capability}$	Equipment Capability (dB)

Free space path loss is a major determinant in received (Rx) signal level. Rx signal level, in turn, is a major factor in the system operating margin (fade margin), which is calculated as follows:

System Operating Margin (fade margin) dB = Rx signal level (dB) – Rx sensitivity (dB)

Thus, the fade margin is the difference between strength of the received signal and the strength that the receiver requires for maintaining a reliable link.

ADAPTIVE MODULATION

Adaptive modulation ensures that the highest throughput that can be achieved instantaneously will be obtained, taking account of propagation and interference. When the link has been installed, web pages provide information about the link loss currently measured by the equipment, both instantaneously and averaged.

Planning for connectorized units

This section describes factors to be taken into account when planning to use connectorized APs with external antennas in ePMP networks.

CALCULATING MAXIMUM POWER LEVEL FOR CONNECTORIZED UNITS

If a connectorized ePMP link is to be installed in a country that imposes an EIRP limit in the selected band, choose an external antenna and RF cable that will not cause the ePMP to exceed the EIRP limit. To calculate the highest setting of Maximum Power Level that will be permitted, use this formula:

Maximum Power Level (dBm) = Allowed EIRP (dBm) – Antenna Gain (dBi) + Cable Loss (dB)

Where:	Is:
Maximum Power Level (dBm)	the highest permissible setting of the Maximum Power Level attribute in the Step 2: Wireless Configuration page,
Allowed EIRP (dBm)	the EIRP limit allowed by the regulations,
Antenna Gain (dBi)	the gain of the chosen antenna,
Cable Loss (dB)	the loss of the RF cable connecting the AP to the antenna.

As the 2.4 GHz, 5.4 GHz and 5.8 GHz have an operating bandwidth of 5 MHz, 10 MHz, 20 MHz or 40 MHz then the maximum allowed EIRP depends on the operating bandwidth of the radio as shown in Table 68.

Table 68 Normal EIRP limits with operating channel bandwidth

Operating bandwidth (MHz)	Allowed EIRP (dBm) at 5.2 GHz	Allowed EIRP (dBm) at 5.4 GHz	Allowed EIRP (dBm) at 5.8 GHz	Allowed EIRP (dBm) at 2.4 GHz
5, 10, 20, 40	24 - 30	24 - 30	36	36

The settings to be used for regions with the EIRP limits in Table 68 are shown in Table 69.

Table 69 Setting maximum transmit power to meet general EIRP limits

Antenna	Maximum available antenna gain (dBi)	Operating bandwidth (MHz)	Transmitter Output Power parameter setting (dBm)			
			5.2 GHz	5.4 GHz	5.8 GHz	2.4 GHz
ePMP 2000 Connectorized module Sector antenna	18	5, 10, 20, 40	12	12	18	N/A
ePMP 1000 Connectorized module Sector antenna	15	5, 10, 20, 40	15	15	21	21

Note

Calculations under Table 69 are on the basis of 0.5 dB cable loss and the highest gain antennas per size of which Cambium Networks are aware. At these operating frequencies, antenna cable losses even with short cables are unlikely to ever be below 0.5 dB for practical installations and cable diameters.

Data network planning

This section describes factors to be considered when planning ePMP data networks.

ETHERNET INTERFACES

The ePMP Ethernet ports conform to the specifications listed in Table 70 and Table 71.

Table 70 ePMP 2000 Ethernet bridging specifications

Ethernet Bridging	Specification
Protocol	10BASE-Te/100BASE-Tx/1000BASE-T IEEE 802.3 IEEE 802.3at (PoE) IEEE802.3u compliant Auto-negotiation
QoS	Proprietary QoS
Interface	10/100/1000BaseT (RJ-45)
Data Rates	See Data throughput tables on page 232.
Maximum Ethernet Frame Size	1700 bytes
Service classes for bridged traffic	3 classes

Table 71 ePMP 1000 Ethernet bridging specifications

Ethernet Bridging	Specification
Protocol	10BASE-Te/100BASE-Tx/1000BASE-T IEEE 802.3 IEEE 802.3af (PoE) IEEE802.3u compliant Auto-negotiation
QoS	Proprietary QoS
Interface	10/100/1000BaseT (RJ-45)
Data Rates	See Data throughput tables on page 232.
Maximum Ethernet Frame Size	1700 bytes
Service classes for bridged traffic	3 classes

Note

Practical Ethernet rates will depend on network configuration, higher layer protocols and platforms used.

Over the air throughput will be capped to the rate of the Ethernet interface at the receiving end of the link.

MANAGEMENT VLAN

Decide if the IP interface of the AP/SM management agent will be connected in a VLAN. If so, decide if this is a standard (IEEE 802.1Q) VLAN or provider bridged (IEEE 802.1ad) VLAN, and select the VLAN ID for this VLAN.

Use of a separate management VLAN is strongly recommended. Use of the management VLAN helps to ensure that the AP/SM management agent cannot be accessed by customers.

QUALITY OF SERVICE FOR BRIDGED ETHERNET TRAFFIC

Decide how quality of service will be configured in ePMP to minimize frame loss and latency for high priority traffic. Wireless links often have lower data capacity than wired links or network equipment like switches and routers, and quality of service configuration is most critical at network bottlenecks.

ePMP provides three priority types for traffic waiting for transmission over the wireless link – Voice, High and Low. Low is the lowest priority and Voice is the highest priority. Traffic is scheduled using strict priority; in other words, traffic in a given priority is transmitted when all higher-priority transmissions are complete.

Legal and reference information

This chapter provides legal notices including software license agreements.

Caution

Intentional or unintentional changes or modifications to the equipment must not be made unless under the express consent of the party responsible for compliance. Any such modifications could void the user's authority to operate the equipment and will void the manufacturer's warranty.

The following topics are described in this chapter:

- Cambium Networks end user license agreement on page 100
- Hardware warranty on page 181
- Limit of liability on page 182
- Compliance with safety standards on page 185 lists the safety specifications against which the ePMP has been tested and certified. It also describes how to keep RF exposure within safe limits.
- Compliance with radio regulations on page 202 describes how the ePMP complies with the radio regulations that are enforced in various countries.
- Notifications on page 220 contain notes made to regulatory bodies for the ePMP.
- Data throughput tables on page 232 contain tables and graphs to support calculation of the data rate capacity that can be provided by ePMP configurations.

Cambium Networks end user license agreement

ACCEPTANCE OF THIS AGREEMENT

In connection with Cambium Networks' delivery of certain proprietary software or products containing embedded or pre-loaded proprietary software, or both, Cambium Networks is willing to license this certain proprietary software and the accompanying documentation to you only on the condition that you accept all the terms in this End User License Agreement ("Agreement").

IF YOU DO NOT AGREE TO THE TERMS OF THIS AGREEMENT, DO NOT USE THE PRODUCT OR INSTALL THE SOFTWARE. INSTEAD, YOU MAY, FOR A FULL REFUND, RETURN THIS PRODUCT TO THE LOCATION WHERE YOU ACQUIRED IT OR PROVIDE WRITTEN VERIFICATION OF DELETION OF ALL COPIES OF THE SOFTWARE. ANY USE OF THE SOFTWARE, INCLUDING BUT NOT LIMITED TO USE ON THE PRODUCT, WILL CONSTITUTE YOUR ACCEPTANCE TO THE TERMS OF THIS AGREEMENT.

DEFINITIONS

In this Agreement, the word "Software" refers to the set of instructions for computers, in executable form and in any media, (which may include diskette, CD-ROM, downloadable internet, hardware, or firmware) licensed to you. The word "Documentation" refers to electronic or printed manuals and accompanying instructional aids licensed to you. The word "Product" refers to Cambium Networks' fixed wireless broadband devices for which the Software and Documentation is licensed for use.

GRANT OF LICENSE

Cambium Networks Limited ("Cambium") grants you ("Licensee" or "you") a personal, nonexclusive, non-transferable license to use the Software and Documentation subject to the Conditions of Use set forth in "**Conditions of use**" and the terms and conditions of this Agreement. Any terms or conditions relating to the Software and Documentation appearing on the face or reverse side of any purchase order, purchase order acknowledgment or other order document that are different from, or in addition to, the terms of this Agreement will not be binding on the parties, even if payment is accepted.

CONDITIONS OF USE

Any use of the Software and Documentation outside of the conditions set forth in this Agreement is strictly prohibited and will be deemed a breach of this Agreement.

1. Only you, your employees or agents may use the Software and Documentation. You will take all necessary steps to insure that your employees and agents abide by the terms of this Agreement.

2. You will use the Software and Documentation (i) only for your internal business purposes; (ii) only as described in the Software and Documentation; and (iii) in strict accordance with this Agreement.

3. You may use the Software and Documentation, provided that the use is in conformance with the terms set forth in this Agreement.

4. Portions of the Software and Documentation are protected by United States copyright laws, international treaty provisions, and other applicable laws. Therefore, you must treat the Software like any other copyrighted material (for example, a book or musical recording) except that you may either: (i) make 1 copy of the transportable part of the Software (which typically is supplied on diskette, CD-ROM, or downloadable internet), solely for back-up purposes; or (ii) copy the transportable part of the Software to a PC hard disk, provided you keep the original solely for back-up purposes. If the Documentation is in printed form, it may not be copied. If the Documentation is in electronic form, you may print out 1 copy, which then may not be copied. With regard to the copy made for backup or archival purposes, you agree to reproduce any Cambium Networks copyright notice, and other proprietary legends appearing thereon. Such copyright notice(s) may appear in any of several forms, including machine-readable form, and you agree to reproduce such notice in each form in which it appears, to the extent it is physically possible to do so. Unauthorized duplication of the Software or Documentation constitutes copyright infringement, and in the United States is punishable in federal court by fine and imprisonment.

5. You will not transfer, directly or indirectly, any product, technical data or software to any country for which the United States Government requires an export license or other governmental approval without first obtaining such license or approval.

TITLE AND RESTRICTIONS

If you transfer possession of any copy of the Software and Documentation to another party outside of the terms of this agreement, your license is automatically terminated. Title and copyrights to the Software and Documentation and any copies made by you remain with Cambium Networks and its licensors. You will not, and will not permit others to: (i) modify, translate, decompile, bootleg, reverse engineer, disassemble, or extract the inner workings of the Software or Documentation, (ii) copy the look-and-feel or functionality of the Software or Documentation; (iii) remove any proprietary notices, marks, labels, or logos from the Software or Documentation; (iv) rent or transfer all or some of the Software or Documentation to any other party without Cambium's prior written consent; or (v) utilize any computer software or hardware which is designed to defeat any copy protection device, should the Software and Documentation be equipped with such a protection device. If the Software and Documentation is provided on multiple types of media (such as diskette, CD-ROM, downloadable internet), then you will only use the medium which best meets your specific needs, and will not loan, rent, lease, or transfer the other media contained in the package without Cambium's written consent. Unauthorized copying of the Software or Documentation, or failure to comply with any of the provisions of this Agreement, will result in automatic termination of this license.

CONFIDENTIALITY

You acknowledge that all Software and Documentation contain valuable proprietary information and trade secrets and that unauthorized or improper use of the Software and Documentation will result in irreparable harm to Cambium Networks for which monetary damages would be inadequate and for which Cambium Networks will be entitled to immediate injunctive relief. If applicable, you will limit access to the Software and Documentation to those of your employees and agents who need to use the Software and Documentation for your internal business purposes, and you will take appropriate action with those employees and agents to preserve the confidentiality of the Software and Documentation, using the same degree of care to avoid unauthorized or improper disclosure as you use for the protection of your own proprietary software, but in no event less than reasonable care.

You have no obligation to preserve the confidentiality of any proprietary information that: (i) was in the public domain at the time of disclosure; (ii) entered the public domain through no fault of yours; (iii) was given to you free of any obligation to keep it confidential; (iv) is independently developed by you; or (v) is disclosed as required by law provided that you notify Cambium Networks prior to such disclosure and provide Cambium Networks with a reasonable opportunity to respond.

RIGHT TO USE CAMBIUM'S NAME

Except as required in "**Conditions of use**", you will not, during the term of this Agreement or thereafter, use any trademark of Cambium Networks, or any word or symbol likely to be confused with any Cambium Networks trademark, either alone or in any combination with another word or words.

TRANSFER

The Software and Documentation may not be transferred to another party without the express written consent of Cambium Networks, regardless of whether or not such transfer is accomplished by physical or electronic means. Cambium's consent may be withheld at its discretion and may be conditioned upon transferee paying all applicable license fees and agreeing to be bound by this Agreement.

UPDATES

During the first 12 months after purchase of a Product, or during the term of any executed Maintenance and Support Agreement for the Product, you are entitled to receive Updates. An "Update" means any code in any form which is a bug fix, patch, error correction, or minor enhancement, but excludes any major feature added to the Software. Updates are available for download at the support website.

Major features may be available from time to time for an additional license fee. If Cambium Networks makes available to you major features and no other end user license agreement is provided, then the terms of this Agreement will apply.

MAINTENANCE

Except as provided above, Cambium Networks is not responsible for maintenance or field service of the Software under this Agreement.

DISCLAIMER

CAMBIUM NETWORKS DISCLAIMS ALL WARRANTIES OF ANY KIND, WHETHER EXPRESS, IMPLIED, STATUTORY, OR IN ANY COMMUNICATION WITH YOU. CAMBIUM NETWORKS SPECIFICALLY DISCLAIMS ANY WARRANTY INCLUDING THE IMPLIED WARRANTIES OF MERCHANTABILTY, NONINFRINGEMENT, OR FITNESS FOR A PARTICULAR PURPOSE. THE SOFTWARE AND DOCUMENTATION ARE PROVIDED "AS IS." CAMBIUM NETWORKS DOES NOT WARRANT THAT THE SOFTWARE WILL MEET YOUR REQUIREMENTS, OR THAT THE OPERATION OF THE SOFTWARE WILL BE UNINTERRUPTED OR ERROR FREE, OR THAT DEFECTS IN THE SOFTWARE WILL BE CORRECTED. CAMBIUM NETWORKS MAKES NO WARRANTY WITH RESPECT TO THE CORRECTNESS, ACCURACY, OR RELIABILITY OF THE SOFTWARE AND DOCUMENTATION. Some jurisdictions do not allow the exclusion of implied warranties, so the above exclusion may not apply to you.

LIMITATION OF LIABILITY

IN NO EVENT SHALL CAMBIUM NETWORKS BE LIABLE TO YOU OR ANY OTHER PARTY FOR ANY DIRECT, INDIRECT, GENERAL, SPECIAL, INCIDENTAL, CONSEQUENTIAL, EXEMPLARY OR OTHER DAMAGE ARISING OUT OF THE USE OR INABILITY TO USE THE PRODUCT (INCLUDING, WITHOUT LIMITATION, DAMAGES FOR LOSS OF BUSINESS PROFITS, BUSINESS INTERRUPTION, LOSS OF BUSINESS INFORMATION OR ANY OTHER PECUNIARY LOSS, OR FROM ANY BREACH OF WARRANTY, EVEN IF CAMBIUM NETWORKS HAS BEEN ADVISED OF THE POSSIBILITY OF SUCH DAMAGES. (Some states do not allow the exclusion or limitation of incidental or consequential damages, so the above exclusion or limitation may not apply to you.) IN NO CASE SHALL CAMBIUM'S LIABILITY EXCEED THE AMOUNT YOU PAID FOR THE PRODUCT.

U.S. GOVERNMENT

If you are acquiring the Product on behalf of any unit or agency of the U.S. Government, the following applies. Use, duplication, or disclosure of the Software and Documentation is subject to the restrictions set forth in subparagraphs (c) (1) and (2) of the Commercial Computer Software – Restricted Rights clause at FAR 52.227-19 (JUNE 1987), if applicable, unless being provided to the Department of Defense. If being provided to the Department of Defense, use, duplication, or disclosure of the Products is subject to the restricted rights set forth in subparagraph (c) (1) (ii) of the Rights in Technical Data and Computer Software clause at DFARS 252.227-7013 (OCT 1988), if applicable. Software and Documentation may or may not include a Restricted Rights notice, or other notice referring specifically to the terms and conditions of this Agreement. The terms and conditions of this Agreement will each continue to apply, but only to the extent that such terms and conditions are not inconsistent with the rights provided to you under the aforementioned provisions of the FAR and DFARS, as applicable to the particular procuring agency and procurement transaction.

TERM OF LICENSE

Your right to use the Software will continue in perpetuity unless terminated as follows. Your right to use the Software will terminate immediately without notice upon a breach of this Agreement by you. Within 30 days after termination of this Agreement, you will certify to Cambium Networks in writing that through your best efforts, and to the best of your knowledge, the original and all copies, in whole or in part, in any form, of the Software and all related material and Documentation, have been destroyed, except that, with prior written consent from Cambium Networks, you may retain one copy for archival or backup purposes. You may not sublicense, assign or transfer the license or the Product, except as expressly provided in this Agreement. Any attempt to otherwise sublicense, assign or transfer any of the rights, duties or obligations hereunder is null and void.

GOVERNING LAW

This Agreement is governed by the laws of the United States of America to the extent that they apply and otherwise by the laws of the State of Illinois.

ASSIGNMENT

This agreement may not be assigned by you without Cambium's prior written consent.

SURVIVAL OF PROVISIONS

The parties agree that where the context of any provision indicates an intent that it survives the term of this Agreement, then it will survive.

ENTIRE AGREEMENT

This agreement contains the parties' entire agreement regarding your use of the Software and may be amended only in writing signed by both parties, except that Cambium Networks may modify this Agreement as necessary to comply with applicable laws.

THIRD PARTY SOFTWARE

The software may contain one or more items of Third-Party Software supplied by other third-party suppliers. The terms of this Agreement govern your use of any Third-Party Software UNLESS A SEPARATE THIRD-PARTY SOFTWARE LICENSE IS INCLUDED, IN WHICH CASE YOUR USE OF THE THIRD-PARTY SOFTWARE WILL THEN BE GOVERNED BY THE SEPARATE THIRD-PARTY LICENSE.

Aquila

Copyright (c) 2002-2010, Atheros Communications Inc.
Copyright (c) 2002-2005 Sam Leffler, Errno Consulting
Copyright (C) 2011 Denali Software Inc. All rights reserved

Permission to use, copy, modify, and/or distribute this software for any purpose with or without fee is hereby granted, provided that the above copyright notice and this permission notice appear in all copies.

THE SOFTWARE IS PROVIDED "AS IS" AND THE AUTHOR DISCLAIMS ALL WARRANTIES
WITH REGARD TO THIS SOFTWARE INCLUDING ALL IMPLIED WARRANTIES OF
MERCHANTABILITY AND FITNESS. IN NO EVENT SHALL THE AUTHOR BE LIABLE FOR
ANY SPECIAL, DIRECT, INDIRECT, OR CONSEQUENTIAL DAMAGES OR ANY DAMAGES
WHATSOEVER RESULTING FROM LOSS OF USE, DATA OR PROFITS, WHETHER IN AN
ACTION OF CONTRACT, NEGLIGENCE OR OTHER TORTIOUS ACTION, ARISING OUT OF
OR IN CONNECTION WITH THE USE OR PERFORMANCE OF THIS SOFTWARE.

==========

Redistribution and use in source and binary forms are permitted
provided that the following conditions are met:
1. The materials contained herein are unmodified and are used
   unmodified.
2. Redistributions of source code must retain the above copyright
   notice, this list of conditions and the following NO
   ''WARRANTY'' disclaimer below (''Disclaimer''), without
   modification.
3. Redistributions in binary form must reproduce at minimum a
   disclaimer similar to the Disclaimer below and any redistribution
   must be conditioned upon including a substantially similar
   Disclaimer requirement for further binary redistribution.
4. Neither the names of the above-listed copyright holders nor the
   names of any contributors may be used to endorse or promote
   product derived from this software without specific prior written
   permission.

NO WARRANTY
THIS SOFTWARE IS PROVIDED BY THE COPYRIGHT HOLDERS AND
CONTRIBUTORS ''AS IS'' AND ANY EXPRESS OR IMPLIED WARRANTIES,
INCLUDING, BUT NOT LIMITED TO, THE IMPLIED WARRANTIES OF

	NONINFRINGEMENT,MERCHANTIBILITY AND FITNESS FOR A PARTICULAR PURPOSE ARE DISCLAIMED. IN NO EVENT SHALL THE COPYRIGHT HOLDERS OR CONTRIBUTORS BE LIABLE FOR SPECIAL, EXEMPLARY, OR CONSEQUENTIAL DAMAGES (INCLUDING, BUT NOT LIMITED TO, PROCUREMENT OF SUBSTITUTE GOODS OR SERVICES; LOSS OF USE, DATA, OR PROFITS; OR BUSINESS INTERRUPTION) HOWEVER CAUSED AND ON ANY THEORY OF LIABILITY, WHETHER IN CONTRACT, STRICT LIABILITY, OR TORT (INCLUDING NEGLIGENCE OR OTHERWISE) ARISING IN ANY WAY OUT OF THE USE OF THIS SOFTWARE, EVEN IF ADVISED OF THE POSSIBILITY OF SUCH DAMAGES.
Linux Kernel	Copyright (c) 1989, 1991 Free Software Foundation NOTE! This copyright does *not* cover user programs that use kernel services by normal system calls - this is merely considered normal use of the kernel, and does *not* fall under the heading of "derived work". Also note that the GPL below is copyrighted by the Free Software Foundation, but the instance of code that it refers to (the Linux kernel) is copyrighted by me and others who actually wrote it. Also note that the only valid version of the GPL as far as the kernel is concerned is _this_ particular version of the license (ie v2, not v2.2 or v3.x or whatever), unless explicitly otherwise stated. Linus Torvalds ---------- GNU GENERAL PUBLIC LICENSE Version 2, June 1991 Copyright (C) 1989, 1991 Free Software Foundation, Inc. 51 Franklin St, Fifth Floor, Boston, MA 02110-1301 USA Everyone is permitted to copy and distribute verbatim copies of this license document, but changing it is not allowed. See full license text on page 115.

gpio_keys	/* * Driver for keys on GPIO lines capable of generating interrupts. * * Copyright 2005 Phil Blundell * * This program is free software; you can redistribute it and/or modify * it under the terms of the GNU General Public License version 2 as * published by the Free Software Foundation. */
OpenWrt	GNU GENERAL PUBLIC LICENSE Version 2, June 1991 Copyright (C) 1989, 1991 Free Software Foundation, Inc. 59 Temple Place, Suite 330, Boston, MA 02111-1307 USA Everyone is permitted to copy and distribute verbatim copies of this license document, but changing it is not allowed. See full license text on page 115.
uboot	Copyright (c) 2007 Wolfgan Denk, DENIX Software Engeneering, wd@denix.de # (C) Copyright 2000 - 2005 # Wolfgang Denk, DENX Software Engineering, wd@denx.de. # # See file CREDITS for list of people who contributed to this # project. # # This program is free software; you can redistribute it and/or # modify it under the terms of the GNU General Public License as # published by the Free Software Foundation; either version 2 of # the License, or (at your option) any later version. # # This program is distributed in the hope that it will be useful, # but WITHOUT ANY WARRANTY; without even the implied warranty of # MERCHANTABILITY or FITNESS FOR A PARTICULAR PURPOSE. See the # GNU General Public License for more details. # # You should have received a copy of the GNU General Public License # along with this program; if not, write to the Free Software # Foundation, Inc., 59 Temple Place, Suite 330, Boston, # MA 02111-1307 USA See full license text on page 115.

jQuery	The MIT License (MIT) Copyright (c) 2013 The jQuery Foundation. Permission is hereby granted, free of charge, to any person obtaining a copy of this software and associated documentation files (the "Software"), to deal in the Software without restriction, including without limitation the rights to use, copy, modify, merge, publish, distribute, sublicense, and/or sell copies of the Software, and to permit persons to whom the Software is furnished to do so, subject to the following conditions: The above copyright notice and this permission notice shall be included in all copies or substantial portions of the Software. THE SOFTWARE IS PROVIDED "AS IS", WITHOUT WARRANTY OF ANY KIND, EXPRESS OR IMPLIED, INCLUDING BUT NOT LIMITED TO THE WARRANTIES OF MERCHANTABILITY, FITNESS FOR A PARTICULAR PURPOSE AND NONINFRINGEMENT. IN NO EVENT SHALL THE AUTHORS OR COPYRIGHT HOLDERS BE LIABLE FOR ANY CLAIM, DAMAGES OR OTHER LIABILITY, WHETHER IN AN ACTION OF CONTRACT, TORT OR OTHERWISE, ARISING FROM, OUT OF OR IN CONNECTION WITH THE SOFTWARE OR THE USE OR OTHER DEALINGS IN THE SOFTWARE.
Data-Driven Document	Copyright (c) 2012, Michael Bostock Copyright (c) 2013, Michael Bostock

All rights reserved.

Redistribution and use in source and binary forms, with or without modification, are permitted provided that the following conditions are met:

* Redistributions of source code must retain the above copyright notice, this list of conditions and the following disclaimer.

* Redistributions in binary form must reproduce the above copyright notice, this list of conditions and the following disclaimer in the documentation and/or other materials provided with the distribution.

* The name Michael Bostock may not be used to endorse or promote products
derived from this software without specific prior written permission.

THIS SOFTWARE IS PROVIDED BY THE COPYRIGHT HOLDERS AND CONTRIBUTORS "AS IS" AND ANY EXPRESS OR IMPLIED WARRANTIES, INCLUDING, BUT NOT LIMITED TO, THE IMPLIED WARRANTIES OF MERCHANTABILITY AND FITNESS FOR A PARTICULAR PURPOSE ARE DISCLAIMED. IN NO EVENT SHALL MICHAEL BOSTOCK BE LIABLE FOR ANY DIRECT, INDIRECT, INCIDENTAL, SPECIAL, EXEMPLARY, OR CONSEQUENTIAL DAMAGES (INCLUDING, BUT NOT LIMITED TO, PROCUREMENT OF SUBSTITUTE GOODS OR SERVICES; LOSS OF USE, DATA, OR PROFITS; OR BUSINESS INTERRUPTION) HOWEVER CAUSED AND ON ANY THEORY OF LIABILITY, WHETHER IN CONTRACT, STRICT LIABILITY, OR TORT (INCLUDING NEGLIGENCE OR OTHERWISE) ARISING IN ANY WAY OUT OF THE USE OF THIS SOFTWARE, EVEN IF ADVISED OF THE POSSIBILITY OF SUCH DAMAGE.

AjaxFileUpload

The MIT License (MIT)

Copyright 2013-2014 powered by PHPLETTER

Permission is hereby granted, free of charge, to any person obtaining a copy of this software and associated documentation files (the "Software"), to deal in the Software without restriction, including without limitation the rights to use, copy, modify, merge, publish, distribute, sublicense, and/or sell copies of the Software, and to permit persons to whom the Software is furnished to do so, subject to the following conditions:

The above copyright notice and this permission notice shall be included in all copies or substantial portions of the Software.

THE SOFTWARE IS PROVIDED "AS IS", WITHOUT WARRANTY OF ANY KIND, EXPRESS OR IMPLIED, INCLUDING BUT NOT LIMITED TO THE WARRANTIES OF MERCHANTABILITY, FITNESS FOR A PARTICULAR PURPOSE AND NONINFRINGEMENT. IN NO EVENT SHALL THE AUTHORS OR COPYRIGHT HOLDERS BE LIABLE FOR ANY CLAIM, DAMAGES OR OTHER LIABILITY, WHETHER IN AN ACTION OF CONTRACT, TORT OR OTHERWISE, ARISING FROM, OUT OF OR IN CONNECTION WITH THE SOFTWARE OR THE USE OR OTHER DEALINGS IN THE SOFTWARE.

jquery.caret	The MIT License (MIT) Copyright (c) 2010 C. F., Wong Permission is hereby granted, free of charge, to any person obtaining a copy of this software and associated documentation files (the "Software"), to deal in the Software without restriction, including without limitation the rights to use, copy, modify, merge, publish, distribute, sublicense, and/or sell copies of the Software, and to permit persons to whom the Software is furnished to do so, subject to the following conditions: The above copyright notice and this permission notice shall be included in all copies or substantial portions of the Software. THE SOFTWARE IS PROVIDED "AS IS", WITHOUT WARRANTY OF ANY KIND, EXPRESS OR IMPLIED, INCLUDING BUT NOT LIMITED TO THE WARRANTIES OF MERCHANTABILITY, FITNESS FOR A PARTICULAR PURPOSE AND NONINFRINGEMENT. IN NO EVENT SHALL THE AUTHORS OR COPYRIGHT HOLDERS BE LIABLE FOR ANY CLAIM, DAMAGES OR OTHER LIABILITY, WHETHER IN AN ACTION OF CONTRACT, TORT OR OTHERWISE, ARISING FROM, OUT OF OR IN CONNECTION WITH THE SOFTWARE OR THE USE OR OTHER DEALINGS IN THE SOFTWARE.
jquery.cookie	Copyright 2013 Klaus Hartl Permission is hereby granted, free of charge, to any person obtaining a copy of this software and associated documentation files (the "Software"), to deal in the Software without restriction, including without limitation the rights to use, copy, modify, merge, publish, distribute, sublicense, and/or sell copies of the Software, and to permit persons to whom the Software is furnished to do so, subject to the following conditions: The above copyright notice and this permission notice shall be included in all copies or substantial portions of the Software. THE SOFTWARE IS PROVIDED "AS IS", WITHOUT WARRANTY OF ANY KIND, EXPRESS OR IMPLIED, INCLUDING BUT NOT LIMITED TO THE WARRANTIES OF MERCHANTABILITY, FITNESS FOR A PARTICULAR PURPOSE AND NONINFRINGEMENT. IN NO EVENT SHALL THE AUTHORS OR COPYRIGHT HOLDERS BE LIABLE FOR ANY CLAIM, DAMAGES OR OTHER LIABILITY, WHETHER IN AN ACTION OF CONTRACT, TORT OR OTHERWISE, ARISING FROM, OUT OF OR IN CONNECTION WITH THE SOFTWARE OR THE USE OR OTHER DEALINGS IN THE SOFTWARE.

json2.js	http://www.JSON.org/json2.js 2010-08-25 Public Domain. NO WARRANTY EXPRESSED OR IMPLIED. USE AT YOUR OWN RISK. See http://www.JSON.org/js.html This code must be minified before deployment. See http://javascript.crockford.com/jsmin.html USE YOUR OWN COPY. IT IS EXTREMELY UNWISE TO LOAD CODE FROM SERVERS YOU DO NOT CONTROL.
jquery.noty	Copyright (c) 2012 Nedim Arabacı Permission is hereby granted, free of charge, to any person obtaining a copy of this software and associated documentation files (the "Software"), to deal in the Software without restriction, including without limitation the rights to use, copy, modify, merge, publish, distribute, sublicense, and/or sell copies of the Software, and to permit persons to whom the Software is furnished to do so, subject to the following conditions: The above copyright notice and this permission notice shall be included in all copies or substantial portions of the Software. THE SOFTWARE IS PROVIDED "AS IS", WITHOUT WARRANTY OF ANY KIND, EXPRESS OR IMPLIED, INCLUDING BUT NOT LIMITED TO THE WARRANTIES OF MERCHANTABILITY, FITNESS FOR A PARTICULAR PURPOSE AND NONINFRINGEMENT. IN NO EVENT SHALL THE AUTHORS OR COPYRIGHT HOLDERS BE LIABLE FOR ANY CLAIM, DAMAGES OR OTHER LIABILITY, WHETHER IN AN ACTION OF CONTRACT, TORT OR OTHERWISE, ARISING FROM, OUT OF OR IN CONNECTION WITH THE SOFTWARE OR THE USE OR OTHER DEALINGS IN THE SOFTWARE.

SlickGrid

Copyright (c) 2009-2012 Michael Leibman

Copyright (c) 2010 Michael Leibman

http://github.com/mleibman/slickgrid

Permission is hereby granted, free of charge, to any person obtaining a copy of this software and associated documentation files (the "Software"), to deal in the Software without restriction, including without limitation the rights to use, copy, modify, merge, publish, distribute, sublicense, and/or sell copies of the Software, and to permit persons to whom the Software is furnished to do so, subject to the following conditions:

The above copyright notice and this permission notice shall be included in all copies or substantial portions of the Software.

THE SOFTWARE IS PROVIDED "AS IS", WITHOUT WARRANTY OF ANY KIND, EXPRESS OR IMPLIED, INCLUDING BUT NOT LIMITED TO THE WARRANTIES OF MERCHANTABILITY, FITNESS FOR A PARTICULAR PURPOSE AND NONINFRINGEMENT. IN NO EVENT SHALL THE AUTHORS OR COPYRIGHT HOLDERS BE LIABLE FOR ANY CLAIM, DAMAGES OR OTHER LIABILITY, WHETHER IN AN ACTION OF CONTRACT, TORT OR OTHERWISE, ARISING FROM, OUT OF OR IN CONNECTION WITH THE SOFTWARE OR THE USE OR OTHER DEALINGS IN THE SOFTWARE.

jquery.event.drag	The MIT License (MIT) Copyright (c) 2010 Three Dub Media Permission is hereby granted, free of charge, to any person obtaining a copy of this software and associated documentation files (the "Software"), to deal in the Software without restriction, including without limitation the rights to use, copy, modify, merge, publish, distribute, sublicense, and/or sell copies of the Software, and to permit persons to whom the Software is furnished to do so, subject to the following conditions: The above copyright notice and this permission notice shall be included in all copies or substantial portions of the Software. THE SOFTWARE IS PROVIDED "AS IS", WITHOUT WARRANTY OF ANY KIND, EXPRESS OR IMPLIED, INCLUDING BUT NOT LIMITED TO THE WARRANTIES OF MERCHANTABILITY, FITNESS FOR A PARTICULAR PURPOSE AND NONINFRINGEMENT. IN NO EVENT SHALL THE AUTHORS OR COPYRIGHT HOLDERS BE LIABLE FOR ANY CLAIM, DAMAGES OR OTHER LIABILITY, WHETHER IN AN ACTION OF CONTRACT, TORT OR OTHERWISE, ARISING FROM, OUT OF OR IN CONNECTION WITH THE SOFTWARE OR THE USE OR OTHER DEALINGS IN THE SOFTWARE.
IE9.js	The MIT License (MIT) Copyright (c) 2004-2010, Dean Edwards Permission is hereby granted, free of charge, to any person obtaining a copy of this software and associated documentation files (the "Software"), to deal in the Software without restriction, including without limitation the rights to use, copy, modify, merge, publish, distribute, sublicense, and/or sell copies of the Software, and to permit persons to whom the Software is furnished to do so, subject to the following conditions: The above copyright notice and this permission notice shall be included in all copies or substantial portions of the Software. THE SOFTWARE IS PROVIDED "AS IS", WITHOUT WARRANTY OF ANY KIND, EXPRESS OR IMPLIED, INCLUDING BUT NOT LIMITED TO THE WARRANTIES OF MERCHANTABILITY, FITNESS FOR A PARTICULAR PURPOSE AND NONINFRINGEMENT. IN NO EVENT SHALL THE AUTHORS OR COPYRIGHT HOLDERS BE LIABLE FOR ANY CLAIM, DAMAGES OR OTHER LIABILITY, WHETHER IN AN ACTION OF CONTRACT, TORT OR OTHERWISE, ARISING FROM, OUT OF OR IN CONNECTION WITH THE SOFTWARE OR THE USE OR OTHER DEALINGS IN THE SOFTWARE.

busybox

--- A note on GPL versions

BusyBox is distributed under version 2 of the General Public License (included in its entirety, below). Version 2 is the only version of this license which this version of BusyBox (or modified versions derived from this one) may be distributed under.

GNU GENERAL PUBLIC LICENSE
Version 2, June 1991

Copyright (C) 1989, 1991 Free Software Foundation, Inc.
51 Franklin St, Fifth Floor, Boston, MA 02110-1301 USA
Everyone is permitted to copy and distribute verbatim copies
of this license document, but changing it is not allowed.

Preamble

The licenses for most software are designed to take away your freedom to share and change it. By contrast, the GNU General Public License is intended to guarantee your freedom to share and change free software--to make sure the software is free for all its users. This General Public License applies to most of the Free Software Foundation's software and to any other program whose authors commit to using it. (Some other Free Software Foundation software is covered by the GNU Lesser General Public License instead.) You can apply it to your programs, too.

When we speak of free software, we are referring to freedom, not price. Our General Public Licenses are designed to make sure that you have the freedom to distribute copies of free software (and charge for this service if you wish), that you receive source code or can get it if you want it, that you can change the software or use pieces of it in new free programs; and that you know you can do these things.

To protect your rights, we need to make restrictions that forbid anyone to deny you these rights or to ask you to surrender the rights. These restrictions translate to certain responsibilities for you if you distribute copies of the software, or if you modify it.

For example, if you distribute copies of such a program, whether gratis or for a fee, you must give the recipients all the rights that you have. You must make sure that they, too, receive or can get the source code. And you must show them these terms so they know their rights.

We protect your rights with two steps: (1) copyright the software, and (2) offer you this license which gives you legal permission to copy, distribute and/or modify the software.

Also, for each author's protection and ours, we want to make certain that everyone understands that there is no warranty for this free software. If the software is modified by someone else and passed on, we want its recipients to know that what they have is not the original, so that any problems introduced by others will not reflect on the original authors' reputations.

Finally, any free program is threatened constantly by software patents. We wish to avoid the danger that redistributors of a free program will individually obtain patent licenses, in effect making the program proprietary. To prevent this, we have made it clear that any patent must be licensed for everyone's free use or not licensed at all.

The precise terms and conditions for copying, distribution and modification follow.

TERMS AND CONDITIONS FOR COPYING, DISTRIBUTION AND MODIFICATION

0. This License applies to any program or other work which contains a notice placed by the copyright holder saying it may be distributed under the terms of this General Public License. The "Program", below, refers to any such program or work, and a "work based on the Program" means either the Program or any derivative work under copyright law: that is to say, a work containing the Program or a portion of it, either verbatim or with modifications and/or translated into another language. (Hereinafter, translation is included without limitation in the term "modification".) Each licensee is addressed as "you".

Activities other than copying, distribution and modification are not covered by this License; they are outside its scope. The act of running the Program is not restricted, and the output from the Program is covered only if its contents constitute a work based on the Program (independent of having been made by running the Program). Whether that is true depends on what the Program does.

1. You may copy and distribute verbatim copies of the Program's source code as you receive it, in any medium, provided that you conspicuously and appropriately publish on each copy an appropriate copyright notice and

disclaimer of warranty; keep intact all the notices that refer to this License and to the absence of any warranty; and give any other recipients of the Program a copy of this License along with the Program.

You may charge a fee for the physical act of transferring a copy, and you may at your option offer warranty protection in exchange for a fee.

2. You may modify your copy or copies of the Program or any portion of it, thus forming a work based on the Program, and copy and distribute such modifications or work under the terms of Section 1 above, provided that you also meet all of these conditions:

> **a)** You must cause the modified files to carry prominent notices stating that you changed the files and the date of any change.
>
> **b)** You must cause any work that you distribute or publish, that in whole or in part contains or is derived from the Program or any part thereof, to be licensed as a whole at no charge to all third parties under the terms of this License.
>
> **c)** If the modified program normally reads commands interactively when run, you must cause it, when started running for such interactive use in the most ordinary way, to print or display an announcement including an appropriate copyright notice and a notice that there is no warranty (or else, saying that you provide a warranty) and that users may redistribute the program under these conditions, and telling the user how to view a copy of this License. (Exception: if the Program itself is interactive but does not normally print such an announcement, your work based on the Program is not required to print an announcement.)

These requirements apply to the modified work as a whole. If identifiable sections of that work are not derived from the Program, and can be reasonably considered independent and separate works in themselves, then this License, and its terms, do not apply to those sections when you distribute them as separate works. But when you distribute the same sections as part of a whole which is a work based on the Program, the distribution of the whole must be on the terms of this License, whose permissions for other

licensees extend to the entire whole, and thus to each and every part regardless of who wrote it.

Thus, it is not the intent of this section to claim rights or contest your rights to work written entirely by you; rather, the intent is to exercise the right to control the distribution of derivative or collective works based on the Program.

In addition, mere aggregation of another work not based on the Program with the Program (or with a work based on the Program) on a volume of a storage or distribution medium does not bring the other work under the scope of this License.

3. You may copy and distribute the Program (or a work based on it, under Section 2) in object code or executable form under the terms of Sections 1 and 2 above provided that you also do one of the following:

> **a)** Accompany it with the complete corresponding machine-readable source code, which must be distributed under the terms of Sections 1 and 2 above on a medium customarily used for software interchange; or,
>
> **b)** Accompany it with a written offer, valid for at least three years, to give any third party, for a charge no more than your cost of physically performing source distribution, a complete machine-readable copy of the corresponding source code, to be distributed under the terms of Sections 1 and 2 above on a medium customarily used for software interchange; or,
>
> **c)** Accompany it with the information you received as to the offer to distribute corresponding source code. (This alternative is allowed only for noncommercial distribution and only if you received the program in object code or executable form with such an offer, in accord with Subsection b above.)

The source code for a work means the preferred form of the work for making modifications to it. For an executable work, complete source code means all the source code for all modules it contains, plus any associated interface definition files, plus the scripts used to control compilation and installation of the executable. However, as a special exception, the source code distributed

need not include anything that is normally distributed (in either source or binary form) with the major components (compiler, kernel, and so on) of the operating system on which the executable runs, unless that component itself accompanies the executable.

If distribution of executable or object code is made by offering access to copy from a designated place, then offering equivalent access to copy the source code from the same place counts as distribution of the source code, even though third parties are not compelled to copy the source along with the object code.

4. You may not copy, modify, sublicense, or distribute the Program except as expressly provided under this License. Any attempt otherwise to copy, modify, sublicense or distribute the Program is void, and will automatically terminate your rights under this License. However, parties who have received copies, or rights, from you under this License will not have their licenses terminated so long as such parties remain in full compliance.

5. You are not required to accept this License, since you have not signed it. However, nothing else grants you permission to modify or distribute the Program or its derivative works. These actions are prohibited by law if you do not accept this License. Therefore, by modifying or distributing the Program (or any work based on the Program), you indicate your acceptance of this License to do so, and all its terms and conditions for copying, distributing or modifying the Program or works based on it.

6. Each time you redistribute the Program (or any work based on the Program), the recipient automatically receives a license from the original licensor to copy, distribute or modify the Program subject to these terms and conditions. You may not impose any further restrictions on the recipients' exercise of the rights granted herein. You are not responsible for enforcing compliance by third parties to this License.

7. If, as a consequence of a court judgment or allegation of patent infringement or for any other reason (not limited to patent issues), conditions are imposed on you (whether by court order, agreement or otherwise) that contradict the conditions of this License, they do not excuse you from the conditions of this License. If you cannot distribute so as to satisfy simultaneously your obligations under this License and any other pertinent obligations, then as a consequence you may not distribute the Program at all. For example, if a patent license would not permit royalty-free redistribution of the Program by all those who receive copies directly or indirectly through

you, then the only way you could satisfy both it and this License would be to refrain entirely from distribution of the Program.

If any portion of this section is held invalid or unenforceable under any particular circumstance, the balance of the section is intended to apply and the section as a whole is intended to apply in other circumstances.

It is not the purpose of this section to induce you to infringe any patents or other property right claims or to contest validity of any such claims; this section has the sole purpose of protecting the integrity of the free software distribution system, which is implemented by public license practices. Many people have made generous contributions to the wide range of software distributed through that system in reliance on consistent application of that system; it is up to the author/donor to decide if he or she is willing to distribute software through any other system and a licensee cannot impose that choice.

This section is intended to make thoroughly clear what is believed to be a consequence of the rest of this License.

8. If the distribution and/or use of the Program is restricted in certain countries either by patents or by copyrighted interfaces, the original copyright holder who places the Program under this License may add an explicit geographical distribution limitation excluding those countries, so that distribution is permitted only in or among countries not thus excluded. In such case, this License incorporates the limitation as if written in the body of this License.

9. The Free Software Foundation may publish revised and/or new versions of the General Public License from time to time. Such new versions will be similar in spirit to the present version, but may differ in detail to address new problems or concerns.

Each version is given a distinguishing version number. If the Program specifies a version number of this License which applies to it and "any later version", you have the option of following the terms and conditions either of that version or of any later version published by the Free Software Foundation. If the Program does not specify a version number of this License, you may choose any version ever published by the Free Software Foundation.

10. If you wish to incorporate parts of the Program into other free programs whose distribution conditions are different, write to the author to ask for

	permission. For software which is copyrighted by the Free Software Foundation, write to the Free Software Foundation; we sometimes make exceptions for this. Our decision will be guided by the two goals of preserving the free status of all derivatives of our free software and of promoting the sharing and reuse of software generally. NO WARRANTY 11. BECAUSE THE PROGRAM IS LICENSED FREE OF CHARGE, THERE IS NO WARRANTY FOR THE PROGRAM, TO THE EXTENT PERMITTED BY APPLICABLE LAW. EXCEPT WHEN OTHERWISE STATED IN WRITING THE COPYRIGHT HOLDERS AND/OR OTHER PARTIES PROVIDE THE PROGRAM "AS IS" WITHOUT WARRANTY OF ANY KIND, EITHER EXPRESSED OR IMPLIED, INCLUDING, BUT NOT LIMITED TO, THE IMPLIED WARRANTIES OF MERCHANTABILITY AND FITNESS FOR A PARTICULAR PURPOSE. THE ENTIRE RISK AS TO THE QUALITY AND PERFORMANCE OF THE PROGRAM IS WITH YOU. SHOULD THE PROGRAM PROVE DEFECTIVE, YOU ASSUME THE COST OF ALL NECESSARY SERVICING, REPAIR OR CORRECTION. 12. IN NO EVENT UNLESS REQUIRED BY APPLICABLE LAW OR AGREED TO IN WRITING WILL ANY COPYRIGHT HOLDER, OR ANY OTHER PARTY WHO MAY MODIFY AND/OR REDISTRIBUTE THE PROGRAM AS PERMITTED ABOVE, BE LIABLE TO YOU FOR DAMAGES, INCLUDING ANY GENERAL, SPECIAL, INCIDENTAL OR CONSEQUENTIAL DAMAGES ARISING OUT OF THE USE OR INABILITY TO USE THE PROGRAM (INCLUDING BUT NOT LIMITED TO LOSS OF DATA OR DATA BEING RENDERED INACCURATE OR LOSSES SUSTAINED BY YOU OR THIRD PARTIES OR A FAILURE OF THE PROGRAM TO OPERATE WITH ANY OTHER PROGRAMS), EVEN IF SUCH HOLDER OR OTHER PARTY HAS BEEN ADVISED OF THE POSSIBILITY OF SUCH DAMAGES. END OF TERMS AND CONDITIONS
dnsmasq	# This program is free software; you can redistribute it and/or modify # it under the terms of the GNU General Public License as published by # the Free Software Foundation; version 2 dated June, 1991, or # (at your option) version 3 dated 29 June, 2007. See full license text on page 115.

dropbear

Dropbear contains a number of components from different sources, hence there are a few licenses and authors involved. All licenses are fairly non-restrictive.

The majority of code is written by Matt Johnston, under the license below. Portions of the client-mode work are (c) 2004 Mihnea Stoenescu, under the same license:

Copyright (c) 2002-2008 Matt Johnston
Portions copyright (c) 2004 Mihnea Stoenescu
All rights reserved.

Permission is hereby granted, free of charge, to any person obtaining a copy of this software and associated documentation files (the "Software"), to deal in the Software without restriction, including without limitation the rights to use, copy, modify, merge, publish, distribute, sublicense, and/or sell copies of the Software, and to permit persons to whom the Software is furnished to do so, subject to the following conditions:

The above copyright notice and this permission notice shall be included in all copies or substantial portions of the Software.

THE SOFTWARE IS PROVIDED "AS IS", WITHOUT WARRANTY OF ANY KIND, EXPRESS OR IMPLIED, INCLUDING BUT NOT LIMITED TO THE WARRANTIES OF MERCHANTABILITY, FITNESS FOR A PARTICULAR PURPOSE AND NONINFRINGEMENT. IN NO EVENT SHALL THE AUTHORS OR COPYRIGHT HOLDERS BE LIABLE FOR ANY CLAIM, DAMAGES OR OTHER LIABILITY, WHETHER IN AN ACTION OF CONTRACT, TORT OR OTHERWISE, ARISING FROM, OUT OF OR IN CONNECTION WITH THE SOFTWARE OR THE USE OR OTHER DEALINGS IN THE SOFTWARE.

=====

LibTomCrypt and LibTomMath are written by Tom St Denis, and are Public Domain.

=====

sshpty.c is taken from OpenSSH 3.5p1,

Copyright (c) 1995 Tatu Ylonen <ylo@cs.hut.fi>, Espoo, Finland
All rights reserved
"As far as I am concerned, the code I have written for this software can be used freely for any purpose. Any derived versions of this software must be clearly marked as such, and if the derived work is incompatible with the protocol description in the RFC file, it must be called by a name other than "ssh" or "Secure Shell". "

=====

loginrec.c
loginrec.h
atomicio.h
atomicio.c
and strlcat() (included in util.c) are from OpenSSH 3.6.1p2, and are licensed under the 2 point BSD license.

loginrec is written primarily by Andre Lucas, atomicio.c by Theo de Raadt.

strlcat() is (c) Todd C. Miller

=====

Import code in keyimport.c is modified from PuTTY's import.c, licensed as follows:

PuTTY is copyright 1997-2003 Simon Tatham.

Portions copyright Robert de Bath, Joris van Rantwijk, Delian
Delchev, Andreas Schultz, Jeroen Massar, Wez Furlong, Nicolas Barry,
Justin Bradford, and CORE SDI S.A.

Permission is hereby granted, free of charge, to any person
obtaining a copy of this software and associated documentation files
(the "Software"), to deal in the Software without restriction,
including without limitation the rights to use, copy, modify, merge,
publish, distribute, sublicense, and/or sell copies of the Software,
and to permit persons to whom the Software is furnished to do so,
subject to the following conditions:

The above copyright notice and this permission notice shall be
included in all copies or substantial portions of the Software.

THE SOFTWARE IS PROVIDED "AS IS", WITHOUT WARRANTY OF ANY KIND, EXPRESS OR IMPLIED, INCLUDING BUT NOT LIMITED TO THE WARRANTIES OF MERCHANTABILITY, FITNESS FOR A PARTICULAR PURPOSE AND NONINFRINGEMENT. IN NO EVENT SHALL THE COPYRIGHT HOLDERS BE LIABLE FOR ANY CLAIM, DAMAGES OR OTHER LIABILITY, WHETHER IN AN ACTION OF CONTRACT, TORT OR OTHERWISE, ARISING FROM, OUT OF OR IN CONNECTION WITH THE SOFTWARE OR THE USE OR OTHER DEALINGS IN THE SOFTWARE.

ebtables	Copyright (C) 1999 Paul `Rusty' Russell & Michael J. Neuling Copyright (C) 2001-2002 Bart De Schuymer All code in this package, including the code from the extensions, is released under the GPL license, which you find hereafter. GNU GENERAL PUBLIC LICENSE Version 2, June 1991 Copyright (C) 1989, 1991 Free Software Foundation, Inc. 675 Mass Ave, Cambridge, MA 02139, USA Everyone is permitted to copy and distribute verbatim copies of this license document, but changing it is not allowed. See full license text on page 115.
eventlog	Copyright (c) 2003 BalaBit IT Ltd. Redistribution and use in source and binary forms, with or without modification, are permitted provided that the following conditions are met: 1. Redistributions of source code must retain the above copyright notice, this list of conditions and the following disclaimer. 2. Redistributions in binary form must reproduce the above copyright notice, this list of conditions and the following disclaimer in the documentation and/or other materials provided with the distribution. 3. Neither the name of BalaBit nor the names of its contributors may be used to endorse or promote products derived from this software without specific prior written permission. THIS SOFTWARE IS PROVIDED BY BALABIT AND CONTRIBUTORS ``AS IS'' AND ANY EXPRESS OR IMPLIED WARRANTIES, INCLUDING, BUT NOT LIMITED TO, THE IMPLIED WARRANTIES OF MERCHANTABILITY AND FITNESS FOR A PARTICULAR PURPOSE ARE DISCLAIMED. IN NO EVENT SHALL THE AUTHOR OR CONTRIBUTORS BE LIABLE FOR ANY DIRECT, INDIRECT, INCIDENTAL, SPECIAL, EXEMPLARY, OR CONSEQUENTIAL DAMAGES (INCLUDING, BUT NOT LIMITED TO, PROCUREMENT OF SUBSTITUTE GOODS OR SERVICES; LOSS OF USE, DATA, OR PROFITS; OR BUSINESS INTERRUPTION) HOWEVER CAUSED AND ON ANY THEORY OF LIABILITY, WHETHER IN CONTRACT, STRICT LIABILITY, OR TORT (INCLUDING NEGLIGENCE OR OTHERWISE) ARISING IN ANY WAY OUT OF THE USE OF THIS SOFTWARE, EVEN IF ADVISED OF THE POSSIBILITY OF SUCH DAMAGE.

firewall	# Copyright (C) 2009-2010 OpenWrt.org
glib2	Copyright (C) 2007-2011 OpenWrt.org Copyright (C) 1994, 1995, 1996, 1997, 1998, 1999, 2000, 2001, 2002, 2003, 2004, 2005, 2006, 2007, 2008, 2009 Free Software Foundation, Inc. Copyright © 2004 Scott James Remnant <scott@netsplit.com>. Copyright (c) 1997-2006 University of Cambridge. Copyright © 2009 Codethink Limited Copyright (C) 2008-2010 Red Hat, Inc. Copyright (C) 2008 Hans Breuer Copyright (C) 2008, 2010 Collabora, Ltd. GNU LIBRARY GENERAL PUBLIC LICENSE Version 2, June 1991 Copyright (C) 1991 Free Software Foundation, Inc. 59 Temple Place, Suite 330, Boston, MA 02111-1307 USA Everyone is permitted to copy and distribute verbatim copies of this license document, but changing it is not allowed. [This is the first released version of the library GPL. It is numbered 2 because it goes with version 2 of the ordinary GPL.] See full license text on page 115.
hostapd	Copyright (c) 2002-2011, Jouni Malinen <j@w1.fi> and contributors All Rights Reserved. These programs are dual-licensed under both the GPL version 2 and BSD license (the one with advertisement clause removed). Either license may be used at your option. This package may include either wpa_supplicant, hostapd, or both. See README file respective subdirectories (wpa_supplicant/README or hostapd/README) for more details. See full license text on page 115.
hotplug	GNU GENERAL PUBLIC LICENSE Version 2, June 1991 See full license text on page 115.

iperf	Copyright 1999, 2000, 2001, 2002, 2003, 2004 The Board of Trustees of the University of Illinois All rights reserved Permission is hereby granted, free of charge, to any person obtaining a copy of this software (Iperf) and associated documentation files (the "Software"), to deal in the Software without restriction, including without limitation the rights to use, copy, modify, merge, publish, distribute, sublicense, and/or sell copies of the Software, and to permit persons to whom the Software is furnished to do so, subject to the following conditions: Redistributions of source code must retain the above copyright notice, this list of conditions and the following disclaimers. Redistributions in binary form must reproduce the above copyright notice, this list of conditions and the following disclaimers in the documentation and/or other materials provided with the distribution. Neither the names of the University of Illinois, NCSA, nor the names of its contributors may be used to endorse or promote products derived from this Software without specific prior written permission. THE SOFTWARE IS PROVIDED "AS IS", WITHOUT WARRANTY OF ANY KIND, EXPRESS OR IMPLIED, INCLUDING BUT NOT LIMITED TO THE WARRANTIES OF MERCHANTABILITY, FITNESS FOR A PARTICULAR PURPOSE AND NONINFRINGEMENT. IN NO EVENT SHALL THE CONTIBUTORS OR COPYRIGHT HOLDERS BE LIABLE FOR ANY CLAIM, DAMAGES OR OTHER LIABILITY, WHETHER IN AN ACTION OF CONTRACT, TORT OR OTHERWISE, ARISING FROM, OUT OF OR IN CONNECTION WITH THE SOFTWARE OR THE USE OR OTHER DEALINGS IN THE SOFTWARE.
iproute2	GNU GENERAL PUBLIC LICENSE Version 2, June 1991 Copyright (C) 1989, 1991 Free Software Foundation, Inc. 51 Franklin St, Fifth Floor, Boston, MA 02110-1301 USA Everyone is permitted to copy and distribute verbatim copies of this license document, but changing it is not allowed. See full license text on page 115.
iptables	GNU GENERAL PUBLIC LICENSE Version 2, June 1991 Copyright (C) 1989, 1991 Free Software Foundation, Inc. 675 Mass Ave, Cambridge, MA 02139, USA Everyone is permitted to copy and distribute verbatim copies of this license document, but changing it is not allowed. See full license text on page 115.

iputils	/* * Copyright (c) 1989 The Regents of the University of California. * All rights reserved. * * This code is derived from software contributed to Berkeley by * Mike Muuss. * * Redistribution and use in source and binary forms, with or without * modification, are permitted provided that the following conditions * are met: * 1. Redistributions of source code must retain the above copyright * notice, this list of conditions and the following disclaimer. * 2. Redistributions in binary form must reproduce the above copyright * notice, this list of conditions and the following disclaimer in the * documentation and/or other materials provided with the distribution. * 3. All advertising materials mentioning features or use of this software * must display the following acknowledgement: * This product includes software developed by the University of * California, Berkeley and its contributors. * 4. Neither the name of the University nor the names of its contributors * may be used to endorse or promote products derived from this software * without specific prior written permission. * * THIS SOFTWARE IS PROVIDED BY THE REGENTS AND CONTRIBUTORS ``AS IS'' AND ANY EXPRESS OR IMPLIED WARRANTIES, INCLUDING, BUT NOT LIMITED TO, THE IMPLIED WARRANTIES OF MERCHANTABILITY AND FITNESS FOR A PARTICULAR PURPOSE ARE DISCLAIMED. IN NO EVENT SHALL THE REGENTS OR CONTRIBUTORS BE LIABLE FOR ANY DIRECT, INDIRECT, INCIDENTAL, SPECIAL, EXEMPLARY, OR CONSEQUENTIAL DAMAGES (INCLUDING, BUT NOT LIMITED TO, PROCUREMENT OF SUBSTITUTE GOODS OR SERVICES; LOSS OF USE, DATA, OR PROFITS; OR BUSINESS INTERRUPTION) HOWEVER CAUSED AND ON ANY THEORY OF LIABILITY, WHETHER IN CONTRACT, STRICT LIABILITY, OR TORT (INCLUDING NEGLIGENCE OR OTHERWISE) ARISING IN ANY WAY OUT OF THE USE OF THIS SOFTWARE, EVEN IF ADVISED OF THE POSSIBILITY OF SUCH DAMAGE. */
Button-hotplug	Copyright (C) 2008 Gabor Juhos <juhosg@openwrt.org> Based on the diag.c - GPIO interface driver for Broadcom boards Copyright (C) 2006 Mike Baker <mbm@openwrt.org>, Copyright (C) 2006-2007 Felix Fietkau <nbd@openwrt.org> Copyright (C) 2008 Andy Boyett <agb@openwrt.org>

	GPL v2 See full license text on page 115.
libdbi	GNU LESSER GENERAL PUBLIC LICENSE Version 2.1, February 1999 Copyright (C) 1991, 1999 Free Software Foundation, Inc. 59 Temple Place, Suite 330, Boston, MA 02111-1307 USA Everyone is permitted to copy and distribute verbatim copies of this license document, but changing it is not allowed. [This is the first released version of the Lesser GPL. It also counts as the successor of the GNU Library Public License, version 2, hence the version number 2.1.] See full license text on page 115.
libiconv	# Copyright (C) 1996, 1997, 1998, 1999, 2000, 2001, 2002, 2003, 2004, # 2005 Free Software Foundation, Inc. /* Copyright (C) 1992,1995-1999,2000-2002,2005-2006 Free Software Foundation, Inc. This file is part of the GNU C Library. /* Copyright (C) 1999-2001, 2003 Bruno Haible. This file is not part of the GNU LIBICONV Library. This file is put into the public domain. */

```
/*
 * Copyright (C) 1999-2001, 2005 Free Software Foundation, Inc.
 * This file is part of the GNU LIBICONV Library.
 *
 * The GNU LIBICONV Library is free software; you can redistribute it
 * and/or modify it under the terms of the GNU Library General Public
 * License as published by the Free Software Foundation; either version 2
 * of the License, or (at your option) any later version.
 *
 * The GNU LIBICONV Library is distributed in the hope that it will be
 * useful, but WITHOUT ANY WARRANTY; without even the implied warranty
of
 * MERCHANTABILITY or FITNESS FOR A PARTICULAR PURPOSE.  See the
GNU
 * Library General Public License for more details.
 */
/* Copyright (C) 1999-2004, 2006 Free Software Foundation, Inc.
   This file is part of the GNU LIBICONV Tools.

   This program is free software; you can redistribute it and/or modify
   it under the terms of the GNU General Public License as published by
   the Free Software Foundation; either version 2, or (at your option)
   any later version.

   This program is distributed in the hope that it will be useful,
   but WITHOUT ANY WARRANTY; without even the implied warranty of
   MERCHANTABILITY or FITNESS FOR A PARTICULAR PURPOSE.  See the
   GNU General Public License for more details.
 */
/*   Copyright (C) 2000-2003 Free Software Foundation, Inc.
   This file is part of the GNU CHARSET Library.

   This program is free software; you can redistribute it and/or modify it
   under the terms of the GNU Library General Public License as published
   by the Free Software Foundation; either version 2, or (at your option)
   any later version.
*/
# This originates from X11R5 (mit/util/scripts/install.sh), which was
# later released in X11R6 (xc/config/util/install.sh) with the
# following copyright and license.
#
# Copyright (C) 1994 X Consortium
#
# Permission is hereby granted, free of charge, to any person obtaining a
copy
# of this software and associated documentation files (the "Software"), to
```

deal in the Software without restriction, including without limitation the
rights to use, copy, modify, merge, publish, distribute, sublicense, and/or
sell copies of the Software, and to permit persons to whom the Software is
furnished to do so, subject to the following conditions:
#
The above copyright notice and this permission notice shall be included in
all copies or substantial portions of the Software.
#
THE SOFTWARE IS PROVIDED "AS IS", WITHOUT WARRANTY OF ANY KIND, EXPRESS OR

IMPLIED, INCLUDING BUT NOT LIMITED TO THE WARRANTIES OF MERCHANTABILITY,
FITNESS FOR A PARTICULAR PURPOSE AND NONINFRINGEMENT. IN NO EVENT SHALL THE
X CONSORTIUM BE LIABLE FOR ANY CLAIM, DAMAGES OR OTHER LIABILITY, WHETHER IN
AN ACTION OF CONTRACT, TORT OR OTHERWISE, ARISING FROM, OUT OF OR IN CONNEC-
TION WITH THE SOFTWARE OR THE USE OR OTHER DEALINGS IN THE SOFTWARE.
#
Except as contained in this notice, the name of the X Consortium shall not
be used in advertising or otherwise to promote the sale, use or other deal-
ings in this Software without prior written authorization from the X Consor-
tium.
#
#
FSF changes to this file are in the public domain.
#
Calling this script install-sh is preferred over install.sh, to prevent
`make' implicit rules from creating a file called install from it
when there is no Makefile.
#
This script is compatible with the BSD install script, but was written
from scratch. It can only install one file at a time, a restriction
shared with many OS's install programs.

See full license text on page 115.

libiwinfo

Copyright (C) 2010-2012 Jo-Philipp Wich <xm@subsignal.org>
Copyright (C) 2003-2004 Greg Kroah-Hartman <greg@kroah.com>
Copyright (C) 2004-2006 Kay Sievers <kay.sievers@vrfy.org>
Copyright (C) 2004 Harald Hoyer <harald@redhat.com>
Copyright (C) 2004 Harald Hoyer <harald@redhat.com>
Copyright (c) 2001 Atsushi Onoe
Copyright (c) 2002-2005 Sam Leffler, Errno Consulting
Copyright (c) 1997-2007 Jean Tourrilhes, All Rights Reserved.
Copyright 2008 Michael Buesch <mb@bu3sch.de>
Copyright 2008, 2009 Luis R. Rodriguez <lrodriguez@atheros.com>
Copyright 2008 Jouni Malinen <jouni.malinen@atheros.com>
Copyright 2008 Colin McCabe <colin@cozybit.com>
Copyright 2006, Broadcom Corporation
Copyright 2006-2010 Johannes Berg <johannes@sipsolutions.net>

```
/*
 * iwinfo - Wireless Information Library - Command line frontend
 *
 *   Copyright (C) 2011 Jo-Philipp Wich <xm@subsignal.org>
 *
 * The iwinfo library is free software: you can redistribute it and/or
 * modify it under the terms of the GNU General Public License version 2
 * as published by the Free Software Foundation.
 *
 * The iwinfo library is distributed in the hope that it will be useful,
 * but WITHOUT ANY WARRANTY; without even the implied warranty of
 * MERCHANTABILITY or FITNESS FOR A PARTICULAR PURPOSE.
 * See the GNU General Public License for more details.
 *
 * You should have received a copy of the GNU General Public License along
 * with the iwinfo library. If not, see http://www.gnu.org/licenses/.
 */
```

See full license text on page 115.

Libnl-tiny

LGPLv2.1

```
/*
 * lib/attr.c        Netlink Attributes
 *
 *     This library is free software; you can redistribute it and/or
 *     modify it under the terms of the GNU Lesser General Public
 *     License as published by the Free Software Foundation version 2.1
 *     of the License.
 *
 * Copyright (c) 2003-2008 Thomas Graf <tgraf@suug.ch>
 */
```

GNU LESSER GENERAL PUBLIC LICENSE

Version 2.1, February 1999

Copyright (C) 1991, 1999 Free Software Foundation, Inc.

51 Franklin Street, Fifth Floor, Boston, MA 02110-1301 USA

Everyone is permitted to copy and distribute verbatim copies

of this license document, but changing it is not allowed.

[This is the first released version of the Lesser GPL. It also counts

as the successor of the GNU Library Public License, version 2, hence

the version number 2.1.]

Preamble

The licenses for most software are designed to take away your freedom to share and change it. By contrast, the GNU General Public Licenses are intended to guarantee your freedom to share and change free software--to make sure the software is free for all its users.

This license, the Lesser General Public License, applies to some specially designated software packages--typically libraries--of the Free Software Foundation and other authors who decide to use it. You can use it too, but we suggest you first think carefully about whether this license or the ordinary General Public License is the better strategy to use in any particular case, based on the explanations below.

When we speak of free software, we are referring to freedom of use, not price. Our General Public Licenses are designed to make sure that you have the freedom to distribute copies of free software (and charge for this service if you wish); that you receive source code or can get it if you want it; that you can change the software and use pieces of it in new free programs; and that you are informed that you can do these things.

To protect your rights, we need to make restrictions that forbid distributors to deny you these rights or to ask you to surrender these rights. These restrictions translate to certain responsibilities for you if you distribute copies of the library or if you modify it.

For example, if you distribute copies of the library, whether gratis or for a fee, you must give the recipients all the rights that we gave you. You must make sure that they, too, receive or can get the source code. If you link other code with the library, you must provide complete object files to the recipients, so that they can relink them with the library after making changes to the library and recompiling it. And you must show them these terms so they know their rights.

We protect your rights with a two-step method: (1) we copyright the library, and (2) we offer you this license, which gives you legal permission to copy, distribute and/or modify the library.

To protect each distributor, we want to make it very clear that there is no warranty for the free library. Also, if the library is modified by someone else and passed on, the recipients should know that what they have is not the original version, so that the original author's reputation will not be affected by problems that might be introduced by others.

Finally, software patents pose a constant threat to the existence of any free program. We wish to make sure that a company cannot effectively restrict the users of a free program by obtaining a restrictive license from a patent holder. Therefore, we insist that any patent license obtained for a version of the library must be consistent with the full freedom of use specified in this license.

Most GNU software, including some libraries, is covered by the ordinary GNU General Public License. This license, the GNU Lesser General Public License, applies to certain designated libraries, and is quite different from the ordinary General Public License. We use this license for certain libraries in order to permit linking those libraries into non-free programs. When a program is linked with a library, whether statically or using a shared library, the combination of the two is legally speaking a combined work, a derivative of the original library. The ordinary General Public License therefore permits such linking only if the entire combination fits its criteria of freedom. The Lesser General Public License permits more lax criteria for linking other code with the library.

We call this license the "Lesser" General Public License because it does Less to protect the user's freedom than the ordinary General Public License. It also provides other free software developers Less of an advantage over competing non-free programs. These disadvantages are the reason we use the ordinary General Public License for many libraries. However, the Lesser license provides advantages in certain special circumstances.

For example, on rare occasions, there may be a special need to encourage the widest possible use of a certain library, so that it becomes a de-facto standard. To achieve this, non-free programs must be allowed to use the library. A more frequent case is that a free library does the same job as widely used non-free libraries. In this case, there is little to gain by limiting the free library to free software only, so we use the Lesser General Public License.

In other cases, permission to use a particular library in non-free programs enables a greater number of people to use a large body of free software. For example, permission to use the GNU C Library in non-free programs enables many more people to use the whole GNU operating system, as well as its variant, the GNU/Linux operating system.

Although the Lesser General Public License is Less protective of the users' freedom, it does ensure that the user of a program that is linked with the Library has the freedom and the wherewithal to run that program using a modified version of the Library.

The precise terms and conditions for copying, distribution and modification follow. Pay close attention to the difference between a "work based on the library" and a "work that uses the library". The former contains code derived from the library, whereas the latter must be combined with the library in order to run.

TERMS AND CONDITIONS FOR COPYING, DISTRIBUTION AND MODIFICATION

0. This License Agreement applies to any software library or other program which contains a notice placed by the copyright holder or other authorized party saying it may be distributed under the terms of this Lesser General Public License (also called "this License"). Each licensee is addressed as "you".

A "library" means a collection of software functions and/or data prepared so as to be conveniently linked with application programs (which use some of those functions and data) to form executables.

The "Library", below, refers to any such software library or work which has been distributed under these terms. A "work based on the Library" means either the Library or any derivative work under copyright law: that is to say, a work containing the Library or a portion of it, either verbatim or with modifications and/or translated straightforwardly into another language. (Hereinafter, translation is included without limitation in the term "modification".)

"Source code" for a work means the preferred form of the work for making modifications to it. For a library, complete source code means all the source code for all modules it contains, plus any associated interface definition files, plus the scripts used to control compilation and installation of the library.

Activities other than copying, distribution and modification are not covered by this License; they are outside its scope. The act of running a program using the Library is not restricted, and output from such a program is covered only if its contents constitute a work based on the Library (independent of the use of the Library in a tool for writing it). Whether that is true depends on what the Library does and what the program that uses the Library does.

1. You may copy and distribute verbatim copies of the Library's complete source code as you receive it, in any medium, provided that you conspicuously and appropriately publish on each copy an appropriate copyright notice and disclaimer of warranty; keep intact all the notices that refer to this License and to the absence of any warranty; and distribute a copy of this License along with the Library.

You may charge a fee for the physical act of transferring a copy, and you may at your option offer warranty protection in exchange for a fee.

2. You may modify your copy or copies of the Library or any portion of it, thus forming a work based on the Library, and copy and distribute such modifications or work under the terms of Section 1 above, provided that you also meet all of these conditions:

a) The modified work must itself be a software library.

b) You must cause the files modified to carry prominent notices stating that you changed the files and the date of any change.

c) You must cause the whole of the work to be licensed at no charge to all third parties under the terms of this License.

d) If a facility in the modified Library refers to a function or a table of data to be supplied by an application program that uses the facility, other than as an argument passed when the facility is invoked, then you must make a good faith effort to ensure that, in the event an application does not supply such function or table, the facility still operates, and performs whatever part of its purpose remains meaningful.

(For example, a function in a library to compute square roots has a purpose that is entirely well-defined independent of the application. Therefore, Subsection 2d requires that any application-supplied function or table used by this function must be optional: if the application does not supply it, the square root function must still compute square roots.)

These requirements apply to the modified work as a whole. If identifiable sections of that work are not derived from the Library, and can be reasonably considered independent and separate works in themselves, then this License, and its terms, do not apply to those sections when you distribute them as separate works. But when you distribute the same sections as part of a whole which is a work based on the Library, the distribution of the whole must be on the terms of this License, whose permissions for other licensees extend to the entire whole, and thus to each and every part regardless of who wrote it.

Thus, it is not the intent of this section to claim rights or contest your rights to work written entirely by you; rather, the intent is to exercise the right to control the distribution of derivative or collective works based on the Library.

In addition, mere aggregation of another work not based on the Library with the Library (or with a work based on the Library) on a volume of a storage or distribution medium does not bring the other work under the scope of this License.

3. You may opt to apply the terms of the ordinary GNU General Public License instead of this License to a given copy of the Library. To do this, you must alter all the notices that refer to this License, so that they refer to the ordinary GNU General Public License, version 2, instead of to this License. (If a newer version than version 2 of the ordinary GNU General Public License has appeared, then you can specify that version instead if you wish.) Do not make any other change in these notices.

Once this change is made in a given copy, it is irreversible for that copy, so the ordinary GNU General Public License applies to all subsequent copies and derivative works made from that copy.

This option is useful when you wish to copy part of the code of the Library into a program that is not a library.

4. You may copy and distribute the Library (or a portion or derivative of it, under Section 2) in object code or executable form under the terms of Sections 1 and 2 above provided that you accompany it with the complete corresponding machine-readable source code, which must be distributed under the terms of Sections 1 and 2 above on a medium customarily used for software interchange.

If distribution of object code is made by offering access to copy from a designated place, then offering equivalent access to copy the source code from the same place satisfies the requirement to distribute the source code, even though third parties are not compelled to copy the source along with the object code.

5. A program that contains no derivative of any portion of the Library, but is designed to work with the Library by being compiled or linked with it, is called a "work that uses the Library". Such a work, in isolation, is not a derivative work of the Library, and therefore falls outside the scope of this License.

However, linking a "work that uses the Library" with the Library creates an executable that is a derivative of the Library (because it contains portions of the Library), rather than a "work that uses the library". The executable is therefore covered by this License. Section 6 states terms for distribution of such executables.

When a "work that uses the Library" uses material from a header file that is part of the Library, the object code for the work may be a derivative work of the Library even though the source code is not. Whether this is true is especially significant if the work can be linked without the Library, or if the work is itself a library. The threshold for this to be true is not precisely defined by law.

If such an object file uses only numerical parameters, data structure layouts and accessors, and small macros and small inline functions (ten lines or less in length), then the use of the object file is unrestricted, regardless of whether it is legally a derivative work. (Executables containing this object code plus portions of the Library will still fall under Section 6.)

Otherwise, if the work is a derivative of the Library, you may distribute the object code for the work under the terms of Section 6. Any executables containing that work also fall under Section 6, whether or not they are linked directly with the Library itself.

6. As an exception to the Sections above, you may also combine or link a "work that uses the Library" with the Library to produce a work containing portions of the Library, and distribute that work under terms of your choice, provided that the terms permit modification of the work for the customer's own use and reverse engineering for debugging such modifications.

You must give prominent notice with each copy of the work that the Library is used in it and that the Library and its use are covered by this License. You must supply a copy of this License. If the work during execution displays copyright notices, you must include the copyright notice for the Library among them, as well as a reference directing the user to the copy of this License. Also, you must do one of these things:

a) Accompany the work with the complete corresponding machine-readable source code for the Library including whatever changes were used in the work (which must be distributed under Sections 1 and 2 above); and, if the work is an executable linked with the Library, with the complete machine-readable "work that uses the Library", as object code and/or source code, so that the user can modify the Library and then relink to produce a modified executable containing the modified Library. (It is understood that the user who changes the contents of definitions files in the Library will not necessarily be able to recompile the application to use the modified definitions.)

b) Use a suitable shared library mechanism for linking with the Library. A suitable mechanism is one that (1) uses at run time a copy of the library already present on the user's computer system, rather than copying library functions into the executable, and (2) will operate properly with a modified version of the library, if the user installs one, as long as the modified version is interface-compatible with the version that the work was made with.

c) Accompany the work with a written offer, valid for at least three years, to give the same user the materials specified in Subsection 6a, above, for a charge no more than the cost of performing this distribution.

d) If distribution of the work is made by offering access to copy from a designated place, offer equivalent access to copy the above specified materials from the same place.

e) Verify that the user has already received a copy of these materials or that you have already sent this user a copy.

For an executable, the required form of the "work that uses the Library" must include any data and utility programs needed for reproducing the executable from it. However, as a special exception, the materials to be distributed need not include anything that is normally distributed (in either source or binary form) with the major components (compiler, kernel, and so on) of the operating system on which the executable runs, unless that component itself accompanies the executable.

It may happen that this requirement contradicts the license restrictions of other proprietary libraries that do not normally accompany the operating system. Such a contradiction means you cannot use both them and the Library together in an executable that you distribute.

7. You may place library facilities that are a work based on the Library side-by-side in a single library together with other library facilities not covered by this License, and distribute such a combined library, provided that the separate distribution of the work based on the Library and of the other library facilities is otherwise permitted, and provided that you do these two things:

a) Accompany the combined library with a copy of the same work based on the Library, uncombined with any other library facilities. This must be distributed under the terms of the Sections above.

b) Give prominent notice with the combined library of the fact that part of it is a work based on the Library, and explaining where to find the accompanying uncombined form of the same work.

8. You may not copy, modify, sublicense, link with, or distribute the Library except as expressly provided under this License. Any attempt otherwise to copy, modify, sublicense, link with, or distribute the Library is void, and will automatically terminate your rights under this License. However, parties who have received copies, or rights, from you under this License will not have their licenses terminated so long as such parties remain in full compliance.

9. You are not required to accept this License, since you have not signed it. However, nothing else grants you permission to modify or distribute the Library or its derivative works. These actions are prohibited by law if you do not accept this License. Therefore, by modifying or distributing the Library (or any work based on the Library), you indicate your acceptance of this License to do so, and all its terms and conditions for copying, distributing or modifying the Library or works based on it.

10. Each time you redistribute the Library (or any work based on the Library), the recipient automatically receives a license from the original licensor to copy, distribute, link with or modify the Library subject to these terms and conditions. You may not impose any further restrictions on the recipients' exercise of the rights granted herein. You are not responsible for enforcing compliance by third parties with this License.

11. If, as a consequence of a court judgment or allegation of patent infringement or for any other reason (not limited to patent issues), conditions are imposed on you (whether by court order, agreement or otherwise) that contradict the conditions of this License, they do not excuse you from the conditions of this License. If you cannot distribute so as to satisfy simultaneously your obligations under this License and any other pertinent obligations, then as a consequence you may not distribute the Library at all. For example, if a patent license would not permit royalty-free redistribution of the Library by all those who receive copies directly or indirectly through you, then the only way you could satisfy both it and this License would be to refrain entirely from distribution of the Library.

If any portion of this section is held invalid or unenforceable under any particular circumstance, the balance of the section is intended to apply, and the section as a whole is intended to apply in other circumstances.

It is not the purpose of this section to induce you to infringe any patents or other property right claims or to contest validity of any such claims; this section has the sole purpose of protecting the integrity of the free software distribution system which is implemented by public license practices. Many people have made generous contributions to the wide range of software distributed through that system in reliance on consistent application of that system; it is up to the author/donor to decide if he or she is willing to distribute software through any other system and a licensee cannot impose that choice.

This section is intended to make thoroughly clear what is believed to be a consequence of the rest of this License.

12. If the distribution and/or use of the Library is restricted in certain countries either by patents or by copyrighted interfaces, the original copyright holder who places the Library under this License may add an explicit geographical distribution limitation excluding those countries, so that distribution is permitted only in or among countries not thus excluded. In such case, this License incorporates the limitation as if written in the body of this License.

13. The Free Software Foundation may publish revised and/or new versions of the Lesser General Public License from time to time. Such new versions will be similar in spirit to the present version, but may differ in detail to address new problems or concerns.

Each version is given a distinguishing version number. If the Library specifies a version number of this License which applies to it and "any later version", you have the option of following the terms and conditions either of that version or of any later version published by the Free Software Foundation. If the Library does not specify a license version number, you may choose any version ever published by the Free Software Foundation.

14. If you wish to incorporate parts of the Library into other free programs whose distribution conditions are incompatible with these, write to the author to ask for permission. For software which is copyrighted by the Free Software Foundation, write to the Free Software Foundation; we sometimes make exceptions for this. Our decision will be guided by the two goals of preserving the free status of all derivatives of our free software and of promoting the sharing and reuse of software generally.

NO WARRANTY

15. BECAUSE THE LIBRARY IS LICENSED FREE OF CHARGE, THERE IS NO WARRANTY FOR THE LIBRARY, TO THE EXTENT PERMITTED BY APPLICABLE LAW. EXCEPT WHEN OTHERWISE STATED IN WRITING THE COPYRIGHT HOLDERS AND/OR OTHER PARTIES PROVIDE THE LIBRARY "AS IS" WITHOUT WARRANTY OF ANY KIND, EITHER EXPRESSED OR IMPLIED, INCLUDING, BUT NOT LIMITED TO, THE IMPLIED WARRANTIES OF MERCHANTABILITY AND FITNESS FOR A PARTICULAR PURPOSE. THE ENTIRE RISK AS TO THE QUALITY AND PERFORMANCE OF THE LIBRARY IS WITH YOU. SHOULD THE LIBRARY PROVE DEFECTIVE, YOU ASSUME THE COST OF ALL NECESSARY SERVICING, REPAIR OR CORRECTION.

16. IN NO EVENT UNLESS REQUIRED BY APPLICABLE LAW OR AGREED TO IN WRITING WILL ANY COPYRIGHT HOLDER, OR ANY OTHER PARTY WHO MAY MODIFY AND/OR REDISTRIBUTE THE LIBRARY AS PERMITTED ABOVE, BE LIABLE TO YOU FOR DAMAGES, INCLUDING ANY GENERAL, SPECIAL, INCIDENTAL OR CONSEQUENTIAL DAMAGES ARISING OUT OF THE USE OR INABILITY TO USE THE LIBRARY (INCLUDING BUT NOT LIMITED TO LOSS OF DATA OR DATA BEING RENDERED INACCURATE OR LOSSES SUSTAINED BY YOU OR THIRD PARTIES OR A FAILURE OF THE LIBRARY TO OPERATE WITH ANY OTHER SOFTWARE), EVEN IF SUCH HOLDER OR OTHER PARTY HAS BEEN ADVISED OF THE POSSIBILITY OF SUCH DAMAGES.

END OF TERMS AND CONDITIONS

How to Apply These Terms to Your New Libraries

If you develop a new library, and you want it to be of the greatest possible use to the public, we recommend making it free software that everyone can redistribute and change. You can do so by permitting redistribution under these terms (or, alternatively, under the terms of the ordinary General Public License).

To apply these terms, attach the following notices to the library. It is safest to attach them to the start of each source file to most effectively convey the exclusion of warranty; and each file should have at least the "copyright" line and a pointer to where the full notice is found.

one line to give the library's name and an idea of what it does.

Copyright (C) *year name of author*

This library is free software; you can redistribute it and/or

modify it under the terms of the GNU Lesser General Public

License as published by the Free Software Foundation; either

version 2.1 of the License, or (at your option) any later version.

This library is distributed in the hope that it will be useful,

but WITHOUT ANY WARRANTY; without even the implied warranty of

MERCHANTABILITY or FITNESS FOR A PARTICULAR PURPOSE. See the GNU

Lesser General Public License for more details.

You should have received a copy of the GNU Lesser General Public

License along with this library; if not, write to the Free Software

Foundation, Inc., 51 Franklin Street, Fifth Floor, Boston, MA 02110-1301 USA

Also add information on how to contact you by electronic and paper mail.

You should also get your employer (if you work as a programmer) or your school, if any, to sign a "copyright disclaimer" for the library, if necessary. Here is a sample; alter the names:

Yoyodyne, Inc., hereby disclaims all copyright interest in

the library `Frob' (a library for tweaking knobs) written

	by James Random Hacker. *signature of Ty Coon*, 1 April 1990 Ty Coon, President of Vice That's all there is to it!
libpcap	Copyright (c) 1999 - 2005 NetGroup, Politecnico di Torino (Italy) Copyright (c) 2005 - 2008 CACE Technologies, Davis (California) Copyright (c) 1997 Yen Yen Lim and North Dakota State University Copyright (c) 1995-1999 Kungliga Tekniska Högskolan Copyright (c) 1982, 1986, 1988 - 1998, 2000 The Regents of the University of California Copyright (c) 2000 Torsten Landschoff <torsten@debian.org>, Sebastian Krahmer <krahmer@cs.uni-potsdam.de> Copyright (c) 2006 Paolo Abeni (Italy) Copyright (c) 2007 Fulko Hew, SITA INC Canada, Inc <fulko.hew@sita.aero> Copyright (c) 2001 Atsushi Onoe Copyright (c) 2002-2005 Sam Leffler, Errno Consulting Copyright 1989 by Carnegie Mellon Copyright (c) 1996 Juniper Networks, Inc. Copyright (c) 1993,1994 Texas A&M University. Copyright (C) 1995, 1996, 1997, and 1998 WIDE Project. Portions Copyright (c) 1993 by Digital Equipment Corporation. Copyright (C) 1999 WIDE Project. Copyright (c) 2005 - 2006 CACE Technologies, Davis (California)

	(Ref: libpcap-1.0.0/LICENSE) License: BSD Redistribution and use in source and binary forms, with or without modification, are permitted provided that the following conditions are met: 1. Redistributions of source code must retain the above copyright notice, this list of conditions and the following disclaimer. 2. Redistributions in binary form must reproduce the above copyright notice, this list of conditions and the following disclaimer in the documentation and/or other materials provided with the distribution. 3. The names of the authors may not be used to endorse or promote products derived from this software without specific prior written permission. THIS SOFTWARE IS PROVIDED ``AS IS'' AND WITHOUT ANY EXPRESS OR IMPLIED WARRANTIES, INCLUDING, WITHOUT LIMITATION, THE IMPLIED WARRANTIES OF MERCHANTABILITY AND FITNESS FOR A PARTICULAR PURPOSE.
libtool	GNU GENERAL PUBLIC LICENSE Version 2, June 1991 Copyright (C) 1989, 1991 Free Software Foundation, Inc., 51 Franklin Street, Fifth Floor, Boston, MA 02110-1301 USA Everyone is permitted to copy and distribute verbatim copies of this license document, but changing it is not allowed. See full license text on page 115.
libjson-c	Copyright (c) 2009-2012 Eric Haszlakiewicz Permission is hereby granted, free of charge, to any person obtaining a copy of this software and associated documentation files (the "Software"), to deal in the Software without restriction, including without limitation the rights to use, copy, modify, merge, publish, distribute, sublicense, and/or sell copies of the Software, and to permit persons to whom the Software is furnished to do so, subject to the following conditions: The above copyright notice and this permission notice shall be included in all copies or substantial portions of the Software.

	THE SOFTWARE IS PROVIDED "AS IS", WITHOUT WARRANTY OF ANY KIND, EXPRESS OR IMPLIED, INCLUDING BUT NOT LIMITED TO THE WARRANTIES OF MERCHANTABILITY, FITNESS FOR A PARTICULAR PURPOSE AND NONINFRINGEMENT. IN NO EVENT SHALL THE AUTHORS OR COPYRIGHT HOLDERS BE LIABLE FOR ANY CLAIM, DAMAGES OR OTHER LIABILITY, WHETHER IN AN ACTION OF CONTRACT, TORT OR OTHERWISE, ARISING FROM, OUT OF OR IN CONNECTION WITH THE SOFTWARE OR THE USE OR OTHER DEALINGS IN THESOFTWARE. ---------- Copyright (c) 2004, 2005 Metaparadigm Pte Ltd Permission is hereby granted, free of charge, to any person obtaining a copy of this software and associated documentation files (the "Software"), to deal in the Software without restriction, including without limitation the rights to use, copy, modify, merge, publish, distribute, sublicense, and/or sell copies of the Software, and to permit persons to whom the Software is furnished to do so, subject to the following conditions: The above copyright notice and this permission notice shall be included in all copies or substantial portions of the Software. THE SOFTWARE IS PROVIDED "AS IS", WITHOUT WARRANTY OF ANY KIND, EXPRESS OR IMPLIED, INCLUDING BUT NOT LIMITED TO THE WARRANTIES OF MERCHANTABILITY, FITNESS FOR A PARTICULAR PURPOSE AND NONINFRINGEMENT. IN NO EVENT SHALL THE AUTHORS OR COPYRIGHT HOLDERS BE LIABLE FOR ANY CLAIM, DAMAGES OR OTHER LIABILITY, WHETHER IN AN ACTION OF CONTRACT, TORT OR OTHERWISE, ARISING FROM, OUT OF OR IN CONNECTION WITH THE SOFTWARE OR THE USE OR OTHER DEALINGS IN THESOFTWARE.
LibWebSockets	Libwebsockets and included programs are provided under the terms of the GNU Library General Public License (LGPL) 2.1, with the following exceptions: 1) Static linking of programs with the libwebsockets library does not constitute a derivative work and does not require the author to provide source code for the program, use the shared libwebsockets libraries, or link their program against a user-supplied version of libwebsockets. If you link the program to a modified version of libwebsockets, then the changes to libwebsockets must be provided under the terms of the LGPL in sections 1, 2, and 4. 2) You do not have to provide a copy of the libwebsockets license with

	programs that are linked to the libwebsockets library, nor do you have to identify the libwebsockets license in your program or documentation as required by section 6 of the LGPL. However, programs must still identify their use of libwebsockets. The following example statement can be included in user documentation to satisfy this requirement: "[program] is based in part on the work of the libwebsockets project (http://libwebsockets.org)" GNU LESSER GENERAL PUBLIC LICENSE Version 2.1, February 1999 Copyright (C) 1991, 1999 Free Software Foundation, Inc. 51 Franklin Street, Fifth Floor, Boston, MA 02110-1301 USA Everyone is permitted to copy and distribute verbatim copies of this license document, but changing it is not allowed. [This is the first released version of the Lesser GPL. It also counts as the successor of the GNU Library Public License, version 2, hence the version number 2.1.] See full license text on page 115.
Libjansson	Copyright (c) 2009-2013 Petri Lehtinen <petri@digip.org> Permission is hereby granted, free of charge, to any person obtaining a copy of this software and associated documentation files (the "Software"), to deal in the Software without restriction, including without limitation the rights to use, copy, modify, merge, publish, distribute, sublicense, and/or sell copies of the Software, and to permit persons to whom the Software is furnished to do so, subject to the following conditions: The above copyright notice and this permission notice shall be included in all copies or substantial portions of the Software. THE SOFTWARE IS PROVIDED "AS IS", WITHOUT WARRANTY OF ANY KIND, EXPRESS OR IMPLIED, INCLUDING BUT NOT LIMITED TO THE WARRANTIES OF MERCHANTABILITY, FITNESS FOR A PARTICULAR PURPOSE AND NONINFRINGEMENT. IN NO EVENT SHALL THE AUTHORS OR COPYRIGHT HOLDERS BE LIABLE FOR ANY CLAIM, DAMAGES OR OTHER LIABILITY, WHETHER IN AN ACTION OF CONTRACT, TORT OR OTHERWISE, ARISING FROM, OUT OF OR IN CONNECTION WITH THE SOFTWARE OR THE USE OR OTHER DEALINGS IN THESOFTWARE.

lua

Lua License

Lua is licensed under the terms of the MIT license reproduced below.
This means that Lua is free software and can be used for both academic
and commercial purposes at absolutely no cost.

For details and rationale, see http://www.lua.org/license.html .

==========
==========

Copyright (C) 1994-2008 Lua.org, PUC-Rio.

Permission is hereby granted, free of charge, to any person obtaining a copy of this software and associated documentation files (the "Software"), to deal in the Software without restriction, including without limitation the rights to use, copy, modify, merge, publish, distribute, sublicense, and/or sell copies of the Software, and to permit persons to whom the Software is furnished to do so, subject to the following conditions:

The above copyright notice and this permission notice shall be included in all copies or substantial portions of the Software.

THE SOFTWARE IS PROVIDED "AS IS", WITHOUT WARRANTY OF ANY KIND, EXPRESS OR IMPLIED, INCLUDING BUT NOT LIMITED TO THE WARRANTIES OF MERCHANTABILITY, FITNESS FOR A PARTICULAR PURPOSE AND NONINFRINGEMENT. IN NO EVENT SHALL THE
AUTHORS OR COPYRIGHT HOLDERS BE LIABLE FOR ANY CLAIM, DAMAGES OR OTHER LIABILITY, WHETHER IN AN ACTION OF CONTRACT, TORT OR OTHERWISE, ARISING FROM, OUT OF OR IN CONNECTION WITH THE SOFTWARE OR THE USE OR OTHER DEALINGS IN THE SOFTWARE.

LuCi	Copyright (C) 2003-2012 Edgewall Software All rights reserved. Redistribution and use in source and binary forms, with or without modification, are permitted provided that the following conditions are met: 1. Redistributions of source code must retain the above copyright notice, this list of conditions and the following disclaimer. 2. Redistributions in binary form must reproduce the above copyright notice, this list of conditions and the following disclaimer in the documentation and/or other materials provided with the distribution. 3. The name of the author may not be used to endorse or promote products derived from this software without specific prior written permission. THIS SOFTWARE IS PROVIDED BY THE AUTHOR `AS IS'' AND ANY EXPRESS OR IMPLIED WARRANTIES, INCLUDING, BUT NOT LIMITED TO, THE IMPLIED WARRANTIES OF MERCHANTABILITY AND FITNESS FOR A PARTICULAR PURPOSE ARE DISCLAIMED. IN NO EVENT SHALL THE AUTHOR BE LIABLE FOR ANY DIRECT, INDIRECT, INCIDENTAL, SPECIAL, EXEMPLARY, OR CONSEQUENTIAL DAMAGES (INCLUDING, BUT NOT LIMITED TO, PROCUREMENT OF SUBSTITUTE GOODS OR SERVICES; LOSS OF USE, DATA, OR PROFITS; OR BUSINESS INTERRUPTION) HOWEVER CAUSED AND ON ANY THEORY OF LIABILITY, WHETHER IN CONTRACT, STRICT LIABILITY, OR TORT (INCLUDING NEGLIGENCE OR OTHERWISE) ARISING IN ANY WAY OUT OF THE USE OF THIS SOFTWARE, EVEN IF ADVISED OF THE POSSIBILITY OF SUCH DAMAGE.
mtd	Copyright © 2005 Waldemar Brodkorb <wbx@dass-it.de> Copyright (C) 2005-2009 Felix Fietkau < ndb@openwrt.org> # # Copyright (C) 2006-2009 OpenWrt.org # # This is free software, licensed under the GNU General Public License v2. # See full license text on page 115.

ncurses	Copyright (c) 1998-2004,2006 Free Software Foundation, Inc. Permission is hereby granted, free of charge, to any person obtaining a copy of this software and associated documentation files (the "Software"), to deal in the Software without restriction, including without limitation the rights to use, copy, modify, merge, publish, distribute, distribute with modifications, sublicense, and/or sell copies of the Software, and to permit persons to whom the Software is furnished to do so, subject to the following conditions: The above copyright notice and this permission notice shall be included in all copies or substantial portions of the Software. THE SOFTWARE IS PROVIDED "AS IS", WITHOUT WARRANTY OF ANY KIND, EXPRESS OR IMPLIED, INCLUDING BUT NOT LIMITED TO THE WARRANTIES OF MERCHANTABILITY, FITNESS FOR A PARTICULAR PURPOSE AND NONINFRINGEMENT. IN NO EVENT SHALL THE ABOVE COPYRIGHT HOLDERS BE LIABLE FOR ANY CLAIM, DAMAGES OR OTHER LIABILITY, WHETHER IN AN ACTION OF CONTRACT, TORT OR OTHERWISE, ARISING FROM, OUT OF OR IN CONNECTION WITH THE SOFTWARE OR THE USE OR OTHER DEALINGS IN THE SOFTWARE. Except as contained in this notice, the name(s) of the above copyright holders shall not be used in advertising or otherwise to promote the sale, use or other dealings in this Software without prior written authorization.
nginx	Copyright (C) 2002-2012 Igor Sysoev Copyright (C) 2011,2012 Nginx, Inc. Redistribution and use in source and binary forms, with or without modification, are permitted provided that the following conditions are met: 1. Redistributions of source code must retain the above copyright notice, this list of conditions and the following disclaimer. 2. Redistributions in binary form must reproduce the above copyright notice, this list of conditions and the following disclaimer in the documentation and/or other materials provided with the distribution. THIS SOFTWARE IS PROVIDED BY AUTHOR AND CONTRIBUTORS ``AS IS'' AND ANY EXPRESS OR IMPLIED WARRANTIES, INCLUDING, BUT NOT LIMITED TO, THE IMPLIED WARRANTIES OF MERCHANTABILITY AND FITNESS FOR A PARTICULAR PURPOSE ARE DISCLAIMED. IN NO EVENT SHALL AUTHOR OR CONTRIBUTORS BE LIABLE FOR ANY DIRECT, INDIRECT, INCIDENTAL, SPECIAL, EXEMPLARY, OR CONSEQUENTIAL DAMAGES (INCLUDING, BUT NOT LIMITED TO, PROCUREMENT OF SUBSTITUTE GOODS OR SERVICES; LOSS OF USE, DATA, OR PROFITS; OR

	BUSINESS INTERRUPTION) HOWEVER CAUSED AND ON ANY THEORY OF LIABILITY, WHETHER IN CONTRACT, STRICT LIABILITY, OR TORT (INCLUDING NEGLIGENCE OR OTHERWISE) ARISING IN ANY WAY OUT OF THE USE OF THIS SOFTWARE, EVEN IF ADVISED OF THE POSSIBILITY OF SUCH DAMAGE.
Net-snmp	Copyright 1989, 1991, 1992 by Carnegie Mellon University Derivative Work - 1996, 1998-2000 Copyright 1996, 1998-2000 The Regents of the University of California Networks Associates Technology, Inc copyright notice (BSD) Copyright (c) 2001-2003, Networks Associates Technology, Inc Cambridge Broadband Ltd. copyright notice (BSD) Portions of this code are copyright (c) 2001-2003, Cambridge Broadband Ltd. Copyright © 2003 Sun Microsystems, Inc., 4150 Network Circle, Santa Clara, California 95054, U.S.A. Copyright (c) 2003-2008, Sparta, Inc Copyright (c) 2004, Cisco, Inc and Information Network Center of Beijing University of Posts and Telecommunications. Fabasoft R&D Software GmbH & Co KG copyright notice (BSD) Copyright (c) Fabasoft R&D Software GmbH & Co KG, 2003 oss@fabasoft.com Author: Bernhard Penz <bernhard.penz@fabasoft.com>

BSD like:
Permission to use, copy, modify and distribute this software and its documentation for any purpose and without fee is hereby granted, provided that the above copyright notice appears in all copies and that both that copyright notice and this permission notice appear in supporting documentation, and that the name of CMU and The Regents of the University of California not be used in advertising or publicity pertaining to distribution of the software without specific written permission.

CMU AND THE REGENTS OF THE UNIVERSITY OF CALIFORNIA DISCLAIM ALL WARRANTIES WITH REGARD TO THIS SOFTWARE, INCLUDING ALL IMPLIED WARRANTIES OF MERCHANTABILITY AND FITNESS. IN NO EVENT SHALL CMU OR THE REGENTS OF THE UNIVERSITY OF CALIFORNIA BE LIABLE FOR ANY SPECIAL, INDIRECT OR CONSEQUENTIAL DAMAGES OR ANY DAMAGES WHATSOEVER RESULTING FROM THE LOSS OF USE, DATA OR PROFITS, WHETHER IN AN ACTION OF CONTRACT, NEGLIGENCE OR OTHER TORTIOUS ACTION, ARISING OUT OF OR IN CONNECTION WITH THE USE OR PERFORMANCE OF THIS SOFTWARE.
BSD:
Redistribution and use in source and binary forms, with or without modification, are permitted provided that the following conditions are met:

* Redistributions of source code must retain the above copyright notice, this list of conditions and the following disclaimer.

* Redistributions in binary form must reproduce the above copyright notice, this list of conditions and the following disclaimer in the documentation and/or other materials provided with the distribution.

* Neither the name of the Networks Associates Technology, Inc nor the names of its contributors may be used to endorse or promote products derived from this software without specific prior written permission.

THIS SOFTWARE IS PROVIDED BY THE COPYRIGHT HOLDERS AND CONTRIBUTORS ``AS IS'' AND ANY EXPRESS OR IMPLIED WARRANTIES, INCLUDING, BUT NOT LIMITED TO, THE IMPLIED WARRANTIES OF MERCHANTABILITY AND FITNESS FOR A PARTICULAR PURPOSE ARE DISCLAIMED. IN NO EVENT SHALL THE COPYRIGHT HOLDERS OR CONTRIBUTORS BE LIABLE FOR ANY DIRECT, INDIRECT, INCIDENTAL, SPECIAL, EXEMPLARY, OR CONSEQUENTIAL DAMAGES (INCLUDING, BUT NOT LIMITED TO, PROCUREMENT OF SUBSTITUTE GOODS OR SERVICES; LOSS OF USE, DATA, OR PROFITS; OR BUSINESS INTERRUPTION) HOWEVER CAUSED AND ON ANY THEORY OF LIABILITY, WHETHER IN CONTRACT, STRICT LIABILITY, OR TORT (INCLUDING NEGLIGENCE OR

	OTHERWISE) ARISING IN ANY WAY OUT OF THE USE OF THIS SOFTWARE, EVEN IF ADVISED OF THE POSSIBILITY OF SUCH DAMAGE.
openssh	# # Copyright (C) 2006, 2008-2011 OpenWrt.org # # This is free software, licensed under the GNU General Public License v2. # # See full license text on page 115.

openssl

```
 LICENSE ISSUES
 ==============

 The OpenSSL toolkit stays under a dual license, i.e. both the conditions of
the OpenSSL License and the original SSLeay license apply to the toolkit. See
below for the actual license texts. Actually both licenses are BSD-style  Open
Source licenses. In case of any license issues related to OpenSSL please
contact openssl-core@openssl.org.

 OpenSSL License
 ---------------

/*
=================================================================
======
 * Copyright (c) 1998-2011 The OpenSSL Project.  All rights reserved.
 *
 * Redistribution and use in source and binary forms, with or without
 * modification, are permitted provided that the following conditions
 * are met:
 *
 * 1. Redistributions of source code must retain the above copyright
 *    notice, this list of conditions and the following disclaimer.
 *
 * 2. Redistributions in binary form must reproduce the above copyright
 *    notice, this list of conditions and the following disclaimer in
 *    the documentation and/or other materials provided with the
 *    distribution.
 *
 * 3. All advertising materials mentioning features or use of this
 *    software must display the following acknowledgment:
 *    "This product includes software developed by the OpenSSL Project
 *    for use in the OpenSSL Toolkit. (http://www.openssl.org/)"
 *
 * 4. The names "OpenSSL Toolkit" and "OpenSSL Project" must not be used
to
 *    endorse or promote products derived from this software without
 *    prior written permission. For written permission, please contact
 *    openssl-core@openssl.org.
 *
 * 5. Products derived from this software may not be called "OpenSSL"
 *    nor may "OpenSSL" appear in their names without prior written
 *    permission of the OpenSSL Project.
 *
 * 6. Redistributions of any form whatsoever must retain the following
```

```
acknowledgment:
 *    "This product includes software developed by the OpenSSL Project
 *    for use in the OpenSSL Toolkit (http://www.openssl.org/)"
 *
 * THIS SOFTWARE IS PROVIDED BY THE OpenSSL PROJECT ``AS IS'' AND
ANY EXPRESSED OR IMPLIED WARRANTIES, INCLUDING, BUT NOT
LIMITED TO, THE IMPLIED WARRANTIES OF MERCHANTABILITY AND
FITNESS FOR A PARTICULAR PURPOSE ARE DISCLAIMED.  IN NO EVENT
SHALL THE OpenSSL PROJECT OR ITS CONTRIBUTORS BE LIABLE FOR ANY
DIRECT, INDIRECT, INCIDENTAL, SPECIAL, EXEMPLARY, OR
CONSEQUENTIAL DAMAGES (INCLUDING, BUT NOT LIMITED TO,
PROCUREMENT OF SUBSTITUTE GOODS OR SERVICES; LOSS OF USE,
DATA, OR PROFITS; OR BUSINESS INTERRUPTION) HOWEVER CAUSED
AND ON ANY THEORY OF LIABILITY, WHETHER IN CONTRACT, STRICT
LIABILITY, OR TORT (INCLUDING NEGLIGENCE OR OTHERWISE) ARISING IN
ANY WAY OUT OF THE USE OF THIS SOFTWARE, EVEN IF ADVISED OF THE
POSSIBILITY OF SUCH DAMAGE.
 *
=================================================================
======
 *
 * This product includes cryptographic software written by Eric Young
 * (eay@cryptsoft.com).  This product includes software written by Tim
 * Hudson (tjh@cryptsoft.com).
 *
 */

 Original SSLeay License
 -----------------------

/* Copyright (C) 1995-1998 Eric Young (eay@cryptsoft.com)
 * All rights reserved.
 *
 * This package is an SSL implementation written
 * by Eric Young (eay@cryptsoft.com).
 * The implementation was written so as to conform with Netscapes SSL.
 *
 * This library is free for commercial and non-commercial use as long as
 * the following conditions are aheared to.  The following conditions
 * apply to all code found in this distribution, be it the RC4, RSA,
 * lhash, DES, etc., code; not just the SSL code.  The SSL documentation
 * included with this distribution is covered by the same copyright terms
 * except that the holder is Tim Hudson (tjh@cryptsoft.com).
 *
 * Copyright remains Eric Young's, and as such any Copyright notices in
 * the code are not to be removed.
```

```
 * If this package is used in a product, Eric Young should be given attribution
 * as the author of the parts of the library used.
 * This can be in the form of a textual message at program startup or
 * in documentation (online or textual) provided with the package.
 *
 * Redistribution and use in source and binary forms, with or without
 * modification, are permitted provided that the following conditions
 * are met:
 * 1. Redistributions of source code must retain the copyright
 *    notice, this list of conditions and the following disclaimer.
 * 2. Redistributions in binary form must reproduce the above copyright
 *    notice, this list of conditions and the following disclaimer in the
 *    documentation and/or other materials provided with the distribution.
 * 3. All advertising materials mentioning features or use of this software
 *    must display the following acknowledgement:
 *    "This product includes cryptographic software written by
 *     Eric Young (eay@cryptsoft.com)"
 *    The word 'cryptographic' can be left out if the rouines from the library
 *    being used are not cryptographic related :-).
 * 4. If you include any Windows specific code (or a derivative thereof) from
 *    the apps directory (application code) you must include an
acknowledgement:
 *    "This product includes software written by Tim Hudson
(tjh@cryptsoft.com)"
 *
 * THIS SOFTWARE IS PROVIDED BY ERIC YOUNG ``AS IS'' AND
 * ANY EXPRESS OR IMPLIED WARRANTIES, INCLUDING, BUT NOT LIMITED
TO, THE IMPLIED WARRANTIES OF MERCHANTABILITY AND FITNESS FOR
A PARTICULAR PURPOSE ARE DISCLAIMED.  IN NO EVENT SHALL THE
AUTHOR OR CONTRIBUTORS BE LIABLE FOR ANY DIRECT, INDIRECT,
INCIDENTAL, SPECIAL, EXEMPLARY, OR CONSEQUENTIAL DAMAGES
(INCLUDING, BUT NOT LIMITED TO, PROCUREMENT OF SUBSTITUTE
GOODS OR SERVICES; LOSS OF USE, DATA, OR PROFITS; OR BUSINESS
INTERRUPTION) HOWEVER CAUSED AND ON ANY THEORY OF LIABILITY,
WHETHER IN CONTRACT, STRICT LIABILITY, OR TORT (INCLUDING
NEGLIGENCE OR OTHERWISE) ARISING IN ANY WAY OUT OF THE USE OF
THIS SOFTWARE, EVEN IF ADVISED OF THE POSSIBILITY OF SUCH
DAMAGE.
 *
 * The licence and distribution terms for any publically available version or
 * derivative of this code cannot be changed.  i.e. this code cannot simply be
 * copied and put under another distribution licence
 * [including the GNU Public Licence.]
 */
```

opkg	GNU GENERAL PUBLIC LICENSE Version 2, June 1991 Copyright (C) 1989, 1991 Free Software Foundation, Inc. 59 Temple Place, Suite 330, Boston, MA 02111-1307 USA Everyone is permitted to copy and distribute verbatim copies of this license document, but changing it is not allowed. See full license text on page 115.
pcre	Copyright (c) 1997-2010 University of Cambridge Release 8 of PCRE is distributed under the terms of the "BSD" licence, as specified below. The documentation for PCRE, supplied in the "doc" directory, is distributed under the same terms as the software itself. THE MAIN PCRE LIBRARY ---------- Written by: Philip Hazel Email local part: ph10 Email domain: cam.ac.uk University of Cambridge Computing Service, Cambridge, England. Copyright (c) 1997-2010 University of Cambridge All rights reserved THE C++ WRAPPER LIBRARY ---------- Written by: Google Inc. Copyright (c) 2007-2010 Google Inc All rights reserved
procps	GNU GENERAL PUBLIC LICENSE Version 2, June 1991 Copyright (C) 1989, 1991 Free Software Foundation, Inc. 59 Temple Place, Suite 330, Boston, MA 02111-1307 USA Everyone is permitted to copy and distribute verbatim copies of this license document, but changing it is not allowed. See full license text on page 115.

px5g	Copyright (C) 2009 Steven Barth <steven@midlink.org> Copyright (C) 2009 Paul Bakker <polarssl_maintainer at polarssl dot org> Copyright (C) 2006-2007 Pascal Vizeli <pvizeli@yahoo.de> This library is free software; you can redistribute it and/or Modify it under the terms of the GNU Lesser General Public License, version 2.1 as published by the Free Software Foundation. This library is distributed in the hope that it will be useful, but WITHOUT ANY WARRANTY; without even the implied warranty of MERCHANTABILITY or FITNESS FOR A PARTICULAR PURPOSE. See the GNU Lesser General Public License for more details. See full license text on page 115.
relayed	Copyright (C) 2010-2011 OpenWrt.org This is free software, licensed under the GNU General Public License v2. See /LICENSE for more information. See full license text on page 115.
swconfig	Copyright (C) 2008-2009 Felix Fietkau <nbd@openwrt.org> Copyright (C) 2010 Martin Mares <mj@ucw.cz> # # Copyright (C) 2008-2010 OpenWrt.org # # This is free software, licensed under the GNU General Public License v2. # See /LICENSE for more information. # See full license text on page 115.
Syslog-ng	GNU GENERAL PUBLIC LICENSE Version 2, June 1991 See full license text on page 115.
tcp_wrappers	Copyright 1995 by Wietse Venema. All rights reserved. Some individual files may be covered by other copyrights. Copyright (c) 1987 Regents of the University of California. All rights reserved.

	/********** ******* * Copyright 1995 by Wietse Venema. All rights reserved. Some individual * files may be covered by other copyrights. * * This material was originally written and compiled by Wietse Venema at * Eindhoven University of Technology, The Netherlands, in 1990, 1991, * 1992, 1993, 1994 and 1995. * * Redistribution and use in source and binary forms, with or without * modification, are permitted provided that this entire copyright notice * is duplicated in all such copies. * * This software is provided "as is" and without any expressed or implied * warranties, including, without limitation, the implied warranties of * merchantibility and fitness for any particular purpose. ********** ******/
tcpdump	Copyright (c) 2001 Seth Webster <swebster@sst.ll.mit.edu> Copyright (C) Andrew Tridgell 1995-1999 Copyright (c) 1988, 1989, 1990, 1991, 1992, 1993, 1994, 1995, 1996, 1997, 2000 The Regents of the University of California. All rights reserved. License: BSD Redistribution and use in source and binary forms, with or without modification, are permitted provided that the following conditions are met: 1. Redistributions of source code must retain the above copyright notice, this list of conditions and the following disclaimer. 2. Redistributions in binary form must reproduce the above copyright notice, this list of conditions and the following disclaimer in the documentation and/or other materials provided with the distribution. 3. The names of the authors may not be used to endorse or promote products derived from this software without specific prior written permission. THIS SOFTWARE IS PROVIDED ``AS IS'' AND WITHOUT ANY EXPRESS OR IMPLIED WARRANTIES, INCLUDING, WITHOUT LIMITATION, THE IMPLIED WARRANTIES OF MERCHANTABILITY AND FITNESS FOR A PARTICULAR PURPOSE.

uClibc++	LGPL v2.1 See full license text on page 132. GPL v2 See full license text on page 115.
Uboot-envtools	# # (C) Copyright 2002-2006 # Wolfgang Denk, DENX Software Engineering, wd@denx.de. # # See file CREDITS for list of people who contributed to this # project. # # This program is free software; you can redistribute it and/or # modify it under the terms of the GNU General Public License as # published by the Free Software Foundation; either version 2 of # the License, or (at your option) any later version. # # This program is distributed in the hope that it will be useful, # but WITHOUT ANY WARRANTY; without even the implied warranty of # MERCHANTABILITY or FITNESS FOR A PARTICULAR PURPOSE. See the # GNU General Public License for more details. # # You should have received a copy of the GNU General Public License # along with this program; if not, write to the Free Software # Foundation, Inc., 59 Temple Place, Suite 330, Boston, # MA 02111-1307 USA # See full license text on page 115.

uwsgi

LINKING EXCEPTION

In addition to the permissions in the GNU General Public License,
the authors give you unlimited permission to link the compiled
version of this library into combinations with other programs,
and to distribute those combinations without any restriction
coming from the use of this file. (The General Public License
restrictions do apply in other respects; for example, they cover
modification of the file, and distribution when not linked into
a combined executable.)

GNU GENERAL PUBLIC LICENSE
Version 2, June 1991

Copyright (C) 1989, 1991 Free Software Foundation, Inc.,
51 Franklin Street, Fifth Floor, Boston, MA 02110-1301 USA
Everyone is permitted to copy and distribute verbatim copies of this license
document, but changing it is not allowed.

See full license text on page 115.

PPPd and PPPoE

Copyright to Michal Ostrowski for PPPoE and Paul Mackerras
paulus@samba.org

PPPoE

The PPPoE plugin included in this package is a component of the

Roaring Penguin PPPoE package, included in this package courtesy of

Roaring Penguin Software. (http://www.roaringpenguin.com).

PPPd

Copyrights:

****

All of the code can be freely used and redistributed. The individual

source files each have their own copyright and permission notice.

Pppd, pppstats and pppdump are under BSD-style notices. Some of the

pppd plugins are GPL'd. Chat is public domain.

Distribution:

****

The primary site for releases of this software is:

ftp://ftp.samba.org/pub/ppp/

($Id: README,v 1.37 2006/05/29 23:51:29 paulus Exp $)

James Carlson <carlson@workingcode.com> for PPPd

See full license text on page 115.

uci

Copyright (C) 2008-2010 OpenWrt.org
Copyright (C) 2008 Felix Fietkau nbd@openwrt.org
Copyright (C) 2006 Fokus Fraunhofer <carsten.tittel@fokus.fraunhofer.de

```
/*
 * libuci - Library for the Unified Configuration Interface
 * Copyright (C) 2008 Felix Fietkau <nbd@openwrt.org>
 *
 * This program is free software; you can redistribute it and/or modify
 * it under the terms of the GNU Lesser General Public License version 2.1
 * as published by the Free Software Foundation
 *
 * This program is distributed in the hope that it will be useful,
 * but WITHOUT ANY WARRANTY; without even the implied warranty of
 * MERCHANTABILITY or FITNESS FOR A PARTICULAR PURPOSE.  See the
 * GNU General Public License for more details.
 */

/*
 * ucimap-example - sample code for the ucimap library
 * Copyright (C) 2008-2009 Felix Fietkau <nbd@openwrt.org>
 *
 * This program is free software; you can redistribute it and/or modify
 * it under the terms of the GNU General Public License version 2
 * as published by the Free Software Foundation
 *
 * This program is distributed in the hope that it will be useful,
 * but WITHOUT ANY WARRANTY; without even the implied warranty of
 * MERCHANTABILITY or FITNESS FOR A PARTICULAR PURPOSE.  See the
 * GNU General Public License for more details.
 */
```


See full license text on page 115.

udevtigger

Copyright (C) 2003 Greg Kroah-Hartman <greg@kroah.com>
Copyright (C) 2005-2006 Kay Sievers <kay.sievers@vrfy.org>
Copyright (C) 2004 Daniel Walsh
Copyright (C) 2004 Ling, Xiaofeng <xiaofeng.ling@intel.com>
Copyright (C) 2006 Hannes Reinecke hare@suse.de

/*
 * Copyright (C) 2005-2006 Kay Sievers <kay.sievers@vrfy.org>
 *
 * This program is free software; you can redistribute it and/or modify it
 * under the terms of the GNU General Public License as published by the
 * Free Software Foundation version 2 of the License.
 *
 * This program is distributed in the hope that it will be useful, but
 * WITHOUT ANY WARRANTY; without even the implied warranty of
 * MERCHANTABILITY or FITNESS FOR A PARTICULAR PURPOSE. See the GNU
 * General Public License for more details.
 *
 * You should have received a copy of the GNU General Public License along
 * with this program; if not, write to the Free Software Foundation, Inc.,
 * 51 Franklin Street, Fifth Floor, Boston, MA 02110-1301, USA.
 *
 */

See full license text on page 115.

uhttpd	Apache License, Version 2.0 /* * uhttpd - Tiny single-threaded httpd - Main component * * Copyright (C) 2010 Jo-Philipp Wich <xm@subsignal.org> * * Licensed under the Apache License, Version 2.0 (the "License"); * you may not use this file except in compliance with the License. * You may obtain a copy of the License at * * http://www.apache.org/licenses/LICENSE-2.0 * * Unless required by applicable law or agreed to in writing, software * distributed under the License is distributed on an "AS IS" BASIS, * WITHOUT WARRANTIES OR CONDITIONS OF ANY KIND, either express or implied. * See the License for the specific language governing permissions and * limitations under the License. */
wget v 1.10.2	Copyright (C) 1995, 1996, 1997, 1998, 2003 Free Software Foundation, Inc. # # Copyright (C) 2006-2012 OpenWrt.org # # This is free software, licensed under the GNU General Public License v2. # See /LICENSE for more information. # Copyright (c) 2004, Jan Kneschke, incremental All rights reserved. Redistribution and use in source and binary forms, with or without modification, are permitted provided that the following conditions are met:

- Redistributions of source code must retain the above copyright notice, this list of conditions and the following disclaimer.

- Redistributions in binary form must reproduce the above copyright notice, this list of conditions and the following disclaimer in the documentation and/or other materials provided with the distribution.

- Neither the name of the 'incremental' nor the names of its contributors may be used to endorse or promote products derived from this software without specific prior written permission.

THIS SOFTWARE IS PROVIDED BY THE COPYRIGHT HOLDERS AND CONTRIBUTORS "AS IS"

AND ANY EXPRESS OR IMPLIED WARRANTIES, INCLUDING, BUT NOT LIMITED TO, THE

IMPLIED WARRANTIES OF MERCHANTABILITY AND FITNESS FOR A PARTICULAR PURPOSE

ARE DISCLAIMED. IN NO EVENT SHALL THE COPYRIGHT OWNER OR CONTRIBUTORS BE

LIABLE FOR ANY DIRECT, INDIRECT, INCIDENTAL, SPECIAL, EXEMPLARY, OR

CONSEQUENTIAL DAMAGES (INCLUDING, BUT NOT LIMITED TO, PROCUREMENT OF

SUBSTITUTE GOODS OR SERVICES; LOSS OF USE, DATA, OR PROFITS; OR BUSINESS

INTERRUPTION) HOWEVER CAUSED AND ON ANY THEORY OF LIABILITY, WHETHER IN

CONTRACT, STRICT LIABILITY, OR TORT (INCLUDING NEGLIGENCE OR OTHERWISE)

ARISING IN ANY WAY OUT OF THE USE OF THIS SOFTWARE, EVEN IF ADVISED OF

THE POSSIBILITY OF SUCH DAMAGE.

Wireless-tools	Copyright (c) 1997-2007 Jean Tourrilhes <jt@hpl.hp.com> (Ref: wireless_tools.29/COPYING) GNU GENERAL PUBLIC LICENSE Version 2, June 1991 Copyright (C) 1989, 1991 Free Software Foundation, Inc. 59 Temple Place, Suite 330, Boston, MA 02111-1307 USA Everyone is permitted to copy and distribute verbatim copies of this license document, but changing it is not allowed. See full license text on page 115.
zlib	(C) 1995-2004 Jean-loup Gailly and Mark Adler jloup@gzip.org madler@alumni.caltech.edu This software is provided 'as-is', without any express or implied warranty. In no event will the authors be held liable for any damages arising from the use of this software. Permission is granted to anyone to use this software for any purpose, including commercial applications, and to alter it and redistribute it freely, subject to the following restrictions: 1. The origin of this software must not be misrepresented; you must not claim that you wrote the original software. If you use this software in a product, an acknowledgment in the product documentation would be appreciated but is not required. 2. Altered source versions must be plainly marked as such, and must not be misrepresented as being the original software. 3. This notice may not be removed or altered from any source distribution. Jean-loup Gailly Mark Adler jloup@gzip.org madler@alumni.caltech.edu

lighttpd

#
Copyright (C) 2006-2012 OpenWrt.org
#
This is free software, licensed under the GNU General Public License v2.
See /LICENSE for more information.
#

See full license text on page 115.

Copyright (c) 2004, Jan Kneschke, incremental
All rights reserved.

Redistribution and use in source and binary forms, with or without modification, are permitted provided that the following conditions are met:

- Redistributions of source code must retain the above copyright notice, this list of conditions and the following disclaimer.

- Redistributions in binary form must reproduce the above copyright notice, this list of conditions and the following disclaimer in the documentation and/or other materials provided with the distribution.

- Neither the name of the 'incremental' nor the names of its contributors may be used to endorse or promote products derived from this software without specific prior written permission.

THIS SOFTWARE IS PROVIDED BY THE COPYRIGHT HOLDERS AND CONTRIBUTORS "AS IS" AND ANY EXPRESS OR IMPLIED WARRANTIES, INCLUDING, BUT NOT LIMITED TO, THE IMPLIED WARRANTIES OF MERCHANTABILITY AND FITNESS FOR A PARTICULAR PURPOSE ARE DISCLAIMED. IN NO EVENT SHALL THE COPYRIGHT OWNER OR CONTRIBUTORS BE LIABLE FOR ANY DIRECT, INDIRECT, INCIDENTAL, SPECIAL, EXEMPLARY, OR CONSEQUENTIAL DAMAGES (INCLUDING, BUT NOT LIMITED TO, PROCUREMENT OF SUBSTITUTE GOODS OR SERVICES; LOSS OF USE, DATA, OR PROFITS; OR BUSINESS INTERRUPTION) HOWEVER CAUSED AND ON ANY THEORY OF LIABILITY, WHETHER IN CONTRACT, STRICT LIABILITY, OR TORT (INCLUDING NEGLIGENCE OR OTHERWISE) ARISING IN ANY WAY OUT OF THE USE OF THIS SOFTWARE, EVEN IF ADVISED OF THE POSSIBILITY OF SUCH DAMAGE.

klish

Copyright (c) 2005, 3Com Corporation

Copyright (c) 2005,2006, Newport Networks Ltd

Copyright (c) 2010 Serj Kalichev

==========

Overview

This package contains code which is copyrighted to multiple sources.

==========

3Com Corporation

The intial public release of this software was developed by Graeme McKerrell

whilst in the employment of 3Com Europe Ltd.

Copyright (c) 2005, 3Com Corporation

All rights reserved.

Redistribution and use in source and binary forms, with or without modification, are permitted provided that the following conditions are met:

* Redistributions of source code must retain the above copyright notice, this list of conditions and the following disclaimer.

* Redistributions in binary form must reproduce the above copyright notice, this list of conditions and the following disclaimer in the documentation and/or other materials provided with the distribution.

* Neither the name of 3Com Corporation nor the names of its contributors may be used to endorse or promote products derived from this software without specific prior written permission.

THIS SOFTWARE IS PROVIDED BY THE COPYRIGHT HOLDERS AND CONTRIBUTORS "AS IS" AND ANY EXPRESS OR IMPLIED WARRANTIES, INCLUDING, BUT NOT LIMITED TO, THE IMPLIED WARRANTIES OF MERCHANTABILITY AND FITNESS FOR A PARTICULAR PURPOSE ARE DISCLAIMED. IN NO EVENT SHALL THE COPYRIGHT OWNER OR CONTRIBUTORS BE LIABLE FOR ANY DIRECT, INDIRECT, INCIDENTAL, SPECIAL, EXEMPLARY, OR CONSEQUENTIAL DAMAGES (INCLUDING, BUT NOT LIMITED TO, PROCUREMENT OF SUBSTITUTE GOODS OR SERVICES; LOSS OF USE, DATA, OR PROFITS; OR BUSINESS INTERRUPTION) HOWEVER CAUSED AND ON ANY THEORY OF LIABILITY, WHETHER IN CONTRACT, STRICT LIABILITY, OR TORT (INCLUDING NEGLIGENCE OR OTHERWISE) ARISING IN ANY WAY OUT OF THE USE OF THIS SOFTWARE, EVEN IF ADVISED OF THE POSSIBILITY OF SUCH DAMAGE.

==========

Newport Networks Ltd.

The 0.6-0.7 releases of this software was developed by Graeme McKerrell whilst in the employment of Newport Networks Ltd. As well as enhancing the existing code the new modules were developed.

Copyright (c) 2005,2006, Newport Networks Ltd

All rights reserved.

Redistribution and use in source and binary forms, with or without modification, are permitted provided that the following conditions are met:

* Redistributions of source code must retain the above copyright notice, this list of conditions and the following disclaimer.

* Redistributions in binary form must reproduce the above copyright notice, this list of conditions and the following disclaimer in the documentation and/or other materials provided with the distribution.

* Neither the name of Newport Networks Ltd nor the names of its contributors may be used to endorse or promote products derived from this software without specific prior written permission.

THIS SOFTWARE IS PROVIDED BY THE COPYRIGHT HOLDERS AND CONTRIBUTORS "AS IS" AND ANY EXPRESS OR IMPLIED WARRANTIES, INCLUDING, BUT NOT LIMITED TO, THE IMPLIED WARRANTIES OF MERCHANTABILITY AND FITNESS FOR A PARTICULAR PURPOSE ARE DISCLAIMED. IN NO EVENT SHALL THE COPYRIGHT OWNER OR CONTRIBUTORS BE LIABLE FOR ANY DIRECT, INDIRECT, INCIDENTAL, SPECIAL, EXEMPLARY, OR CONSEQUENTIAL DAMAGES (INCLUDING, BUT NOT LIMITED TO, PROCUREMENT OF SUBSTITUTE GOODS OR SERVICES; LOSS OF USE, DATA, OR PROFITS; OR BUSINESS INTERRUPTION) HOWEVER CAUSED AND ON ANY THEORY OF LIABILITY, WHETHER IN CONTRACT, STRICT LIABILITY, OR TORT (INCLUDING NEGLIGENCE OR OTHERWISE) ARISING IN ANY WAY OUT OF THE USE OF THIS SOFTWARE, EVEN IF ADVISED OF THE POSSIBILITY OF SUCH DAMAGE.

==========

Serj Kalichev

The klish is a fork of original clish.

Copyright (c) 2010 Serj Kalichev.

All Rights Reserved.

Redistribution and use in source and binary forms, with or without modification, are permitted provided that the following conditions are met:

1. Redistributions of source code must retain the above copyright notice, this list of conditions and the following disclaimer.

2. Redistributions in binary form must reproduce the above copyright notice, this list of conditions and the following disclaimer in the documentation and/or other materials provided with the distribution.

3. The name of the author may not be used to endorse or promote products derived from this software without specific prior written permission.

	THIS SOFTWARE IS PROVIDED BY THE COPYRIGHT HOLDERS AND CONTRIBUTORS "AS IS" AND ANY EXPRESS OR IMPLIED WARRANTIES, INCLUDING, BUT NOT LIMITED TO, THE IMPLIED WARRANTIES OF MERCHANTABILITY AND FITNESS FOR A PARTICULAR PURPOSE ARE DISCLAIMED. IN NO EVENT SHALL THE COPYRIGHT OWNER OR CONTRIBUTORS BE LIABLE FOR ANY DIRECT, INDIRECT, INCIDENTAL, SPECIAL, EXEMPLARY, OR CONSEQUENTIAL DAMAGES (INCLUDING, BUT NOT LIMITED TO, PROCUREMENT OF SUBSTITUTE GOODS OR SERVICES; LOSS OF USE, DATA, OR PROFITS; OR BUSINESS INTERRUPTION) HOWEVER CAUSED AND ON ANY THEORY OF LIABILITY, WHETHER IN CONTRACT, STRICT LIABILITY, OR TORT (INCLUDING NEGLIGENCE OR OTHERWISE) ARISING IN ANY WAY OUT OF THE USE OF THIS SOFTWARE, EVEN IF ADVISED OF THE POSSIBILITY OF SUCH DAMAGE.
libroxml	* This is the source file for lib libroxml.so * \author blunderer <blunderer@blunderer.org> * \date 23 Dec 2008 * * Copyright (C) 2009 blunderer LGPL v2.1 See full license text on page 132. Copyright (C) 2010 blunderer This library is free software; you can redistribute it and/or modify it under the terms of the GNU Lesser General Public License as published by the Free Software Foundation; either version 2.1 of the License, or (at your option) any later version. The author added a static linking exception, see License.txt.

	This library is distributed in the hope that it will be useful, but WITHOUT ANY WARRANTY; without even the implied warranty of MERCHANTABILITY or FITNESS FOR A PARTICULAR PURPOSE. See the GNU Lesser General Public License for more details. You should have received a copy of the GNU Lesser General Public License along with this library; if not, write to the Free Software Foundation, Inc., 51 Franklin Street, Fifth Floor, Boston, MA 02110-1301 USA As a special exception to the LGPL v2.1 (below), the copyright holders of this library give you permission to statically link this library with independent modules to produce an executable, regardless of the license terms of these independent modules, and to copy and distribute the resulting executable under terms of your choice, provided that you also meet, for each linked independent module, the terms and conditions of the license of that module. The resulting executable may therefore be distributed without complying with the LGPL terms that state that recipients of your executable must be able to relink against modified versions of the library. It is also appreciated if you mention in the README or CREDITS the use of this library. An independent module is a module which is not derived from or based on this library. If you modify this library, you may extend this exception to your version of the library, but you are not obligated to do so. If you do not wish to do so, delete this exception statement from your version.
conntrack-tools	/* * (C) 2006-2007 by Pablo Neira Ayuso <pablo@netfilter.org> * * This program is free software; you can redistribute it and/or modify * it under the terms of the GNU General Public License as published by * the Free Software Foundation; either version 2 of the License, or * (at your option) any later version. * * This program is distributed in the hope that it will be useful, * but WITHOUT ANY WARRANTY; without even the implied warranty of * MERCHANTABILITY or FITNESS FOR A PARTICULAR PURPOSE. See the * GNU General Public License for more details.

```
*
* You should have received a copy of the GNU General Public License
* along with this program; if not, write to the Free Software
* Foundation, Inc., 675 Mass Ave, Cambridge, MA 02139, USA.
*/

/*
  Red Black Trees
  (C) 1999  Andrea Arcangeli <andrea@suse.de>
  (C) 2002  David Woodhouse <dwmw2@infradead.org>

  This program is free software; you can redistribute it and/or modify
  it under the terms of the GNU General Public License as published by
  the Free Software Foundation; either version 2 of the License, or
  (at your option) any later version.

  This program is distributed in the hope that it will be useful,
  but WITHOUT ANY WARRANTY; without even the implied warranty of
  MERCHANTABILITY or FITNESS FOR A PARTICULAR PURPOSE.  See the
  GNU General Public License for more details.

  You should have received a copy of the GNU General Public License
  along with this program; if not, write to the Free Software
  Foundation, Inc., 59 Temple Place, Suite 330, Boston, MA  02111-1307  USA

  linux/lib/rbtree.c
*/
```

	GPLv2 See full license text on page 115.
libmnl	/* * (C) 2008-2012 by Pablo Neira Ayuso <pablo@netfilter.org> * * This program is free software; you can redistribute it and/or modify * it under the terms of the GNU Lesser General Public License as published * by the Free Software Foundation; either version 2.1 of the License, or * (at your option) any later version. */ LGPL v2.1 See full license text on page 132.

libnetfilter_conntrack

```
/*
 * (C) 2005-2011 by Pablo Neira Ayuso <pablo@netfilter.org>
 *
 * This program is free software; you can redistribute it and/or modify it
 * under the terms of the GNU General Public License as published by
 * the Free Software Foundation; either version 2 of the License, or
 * (at your option) any later version.
 */

/*
 * (C) 2005-2011 by Pablo Neira Ayuso <pablo@netfilter.org>
 *               Harald Welte <laforge@netfilter.org>
 *
 * This program is free software; you can redistribute it and/or modify it
 * under the terms of the GNU General Public License as published by
 * the Free Software Foundation; either version 2 of the License, or
 * (at your option) any later version.
 */
```

GPLv2

See full license text on page 115.

libnfnetlink

```
/* iftable - table of network interfaces
 *
 * (C) 2004 by Astaro AG, written by Harald Welte <hwelte@astaro.com>
 * (C) 2008 by Pablo Neira Ayuso <pablo@netfilter.org>
 *
 * This software is Free Software and licensed under GNU GPLv2+.
 */

/* libnfnetlink.c: generic library for communication with netfilter
 *
 * (C) 2002-2006 by Harald Welte <laforge@gnumonks.org>
 * (C) 2006-2011 by Pablo Neira Ayuso <pablo@netfilter.org>
 *
 * Based on some original ideas from Jay Schulist <jschlst@samba.org>
 *
 * Development of this code funded by Astaro AG (http://www.astaro.com)
 *
 * This program is free software; you can redistribute it and/or modify it
 * under the terms of the GNU General Public License version 2 as published
 * by the Free Software Foundation.
 *
 * 2005-09-14 Pablo Neira Ayuso <pablo@netfilter.org>:
 *  Define structure nfnlhdr
 *  Added __be64_to_cpu function
 * Use NFA_TYPE macro to get the attribute type
 *
 * 2006-01-14 Harald Welte <laforge@netfilter.org>:
 *  introduce nfnl_subsys_handle
```

```
 *
 * 2006-01-15 Pablo Neira Ayuso <pablo@netfilter.org>:
 *  set missing subsys_id in nfnl_subsys_open
 *  set missing nfnlh->local.nl_pid in nfnl_open
 *
 * 2006-01-26 Harald Welte <laforge@netfilter.org>:
 *  remove bogus nfnlh->local.nl_pid from nfnl_open ;)
 *  add 16bit attribute functions
 *
 * 2006-07-03 Pablo Neira Ayuso <pablo@netfilter.org>:
 *  add iterator API
 *  add replacements for nfnl_listen and nfnl_talk
 *  fix error handling
 *  add assertions
 *  add documentation
 *  minor cleanups
 */

/* rtnl - rtnetlink utility functions
 *
 * (C) 2004 by Astaro AG, written by Harald Welte <hwelte@astaro.com>
 *
 * Adapted to nfnetlink by Eric Leblond <eric@inl.fr>
 *
 * This software is free software and licensed under GNU GPLv2+.
 *
 */
```

	GPLv2 See full license text on page 115.
lua-cjson	Copyright (c) 2010-2012 Mark Pulford <mark@kyne.com.au> Permission is hereby granted, free of charge, to any person obtaining a copy of this software and associated documentation files (the "Software"), to deal in the Software without restriction, including without limitation the rights to use, copy, modify, merge, publish, distribute, sublicense, and/or sell copies of the Software, and to permit persons to whom the Software is furnished to do so, subject to the following conditions: The above copyright notice and this permission notice shall be included in all copies or substantial portions of the Software. THE SOFTWARE IS PROVIDED "AS IS", WITHOUT WARRANTY OF ANY KIND, EXPRESS OR IMPLIED, INCLUDING BUT NOT LIMITED TO THE WARRANTIES OF MERCHANTABILITY, FITNESS FOR A PARTICULAR PURPOSE AND NONINFRINGEMENT. IN NO EVENT SHALL THE AUTHORS OR COPYRIGHT HOLDERS BE LIABLE FOR ANY CLAIM, DAMAGES OR OTHER LIABILITY, WHETHER IN AN ACTION OF CONTRACT, TORT OR OTHERWISE, ARISING FROM, OUT OF OR IN CONNECTION WITH THE SOFTWARE OR THE USE OR OTHER DEALINGS IN THE SOFTWARE. /********** * * The author of this software is David M. Gay.

```
 *

 * Copyright (c) 1991, 2000, 2001 by Lucent Technologies.

 *

 * Permission to use, copy, modify, and distribute this software for any

 * purpose without fee is hereby granted, provided that this entire notice

 * is included in all copies of any software which is or includes a copy

 * or modification of this software and in all copies of the supporting

 * documentation for such software.

 *

 * THIS SOFTWARE IS BEING PROVIDED "AS IS", WITHOUT ANY EXPRESS
OR IMPLIED

 * WARRANTY.  IN PARTICULAR, NEITHER THE AUTHOR NOR LUCENT
MAKES ANY

 * REPRESENTATION OR WARRANTY OF ANY KIND CONCERNING THE
MERCHANTABILITY

 * OF THIS SOFTWARE OR ITS FITNESS FOR ANY PARTICULAR PURPOSE.

 *

 ***************************************************************/
```

The MIT License (MIT)

Permission is hereby granted, free of charge, to any person obtaining a copy of this software and associated documentation files (the "Software"), to deal in the Software without restriction, including without limitation the rights to use, copy, modify, merge, publish, distribute, sublicense, and/or sell copies of the Software, and to permit persons to whom the Software is furnished to do so, subject to the following conditions:

The above copyright notice and this permission notice shall be included in all copies or substantial portions of the Software.

THE SOFTWARE IS PROVIDED "AS IS", WITHOUT WARRANTY OF ANY KIND, EXPRESS OR IMPLIED, INCLUDING BUT NOT LIMITED TO THE WARRANTIES OF MERCHANTABILITY, FITNESS FOR A PARTICULAR PURPOSE AND NONINFRINGEMENT. IN NO EVENT SHALL THE AUTHORS OR COPYRIGHT HOLDERS BE LIABLE FOR ANY CLAIM, DAMAGES OR OTHER LIABILITY, WHETHER IN AN ACTION OF CONTRACT, TORT OR OTHERWISE, ARISING FROM, OUT OF OR IN CONNECTION WITH THE SOFTWARE OR THE USE OR OTHER DEALINGS IN THE SOFTWARE.

Hardware warranty

Cambium's standard hardware warranty is for one (1) year from date of shipment from Cambium Networks or a Cambium Point-To-Multipoint Distributor. Cambium Networks warrants that hardware will conform to the relevant published specifications and will be free from material defects in material and workmanship under normal use and service. Cambium Networks shall within this time, at its own option, either repair or replace the defective product within thirty (30) days of receipt of the defective product. Repaired or replaced product will be subject to the original warranty period but not less than thirty (30) days.

Limit of liability

IN NO EVENT SHALL CAMBIUM NETWORKS BE LIABLE TO YOU OR ANY OTHER PARTY FOR ANY DIRECT, INDIRECT, GENERAL, SPECIAL, INCIDENTAL, CONSEQUENTIAL, EXEMPLARY OR OTHER DAMAGE ARISING OUT OF THE USE OR INABILITY TO USE THE PRODUCT (INCLUDING, WITHOUT LIMITATION, DAMAGES FOR LOSS OF BUSINESS PROFITS, BUSINESS INTERRUPTION, LOSS OF BUSINESS INFORMATION OR ANY OTHER PECUNIARY LOSS, OR FROM ANY BREACH OF WARRANTY, EVEN IF CAMBIUM NETWORKS HAS BEEN ADVISED OF THE POSSIBILITY OF SUCH DAMAGES. (Some states do not allow the exclusion or limitation of incidental or consequential damages, so the above exclusion or limitation may not apply to you.) IN NO CASE SHALL CAMBIUM'S LIABILITY EXCEED THE AMOUNT YOU PAID FOR THE PRODUCT.

System threshold, output power and link loss

The following tables specify the system threshold (dBm), output power (dBm) and maximum link loss (dB) per channel bandwidth and modulation mode:

- ePMP 2000 5 GHz - Table 72
- ePMP 1000 5 GHz – Table 73
- ePMP 1000 2.4 GHz – Table 74

Table 72 5 GHz threshold, power and link loss – ePMP 2000

Modulation mode	System threshold (dBm) per channel bandwidth				Output power (dBm)	Maximum link loss (dB) per channel bandwidth			
	5 MHz	10 MHz	20 MHz	40 MHz	All bands	5 MHz	10 MHz	20 MHz	40 MHz
MCS15	-71	-68	-65	-61	30	118	115	112	108
MCS14	-73	-70	-68	-62	30	120	117	115	109
MCS13	-75	-72	-70	-65	30	122	119	117	112
MCS12	-80	-77	-75	-70	30	127	124	122	117
MCS11	-83	-81	-77	-74	30	130	128	124	121
MCS10	-86	-84	-81	-76	30	133	131	128	123
MCS9	-89	-86	-84	-79	30	136	133	131	126
MCS7	-73	-72	-69	-65	30	120	119	116	112
MCS6	-75	-74	-71	-67	30	122	121	118	114
MCS5	-77	-75	-73	-69	30	124	122	120	116
MCS4	-82	-79	-78	-73	30	129	126	125	120
MCS3	-85	-83	-80	-77	30	132	130	127	124
MCS2	-89	-87	-84	-81	30	136	134	131	128
MCS1	-91	-88	-85	-83	30	138	135	132	130

Table 73 5 GHz threshold, power and link loss – ePMP 1000

Modulation mode	System threshold (dBm) per channel bandwidth				Output power (dBm)	Maximum link loss (dB) per channel bandwidth			
	5 MHz	10 MHz	20 MHz	40 MHz	All bands	5 MHz	10 MHz	20 MHz	40 MHz
MCS15	-74	-71	-68	-65	23	121	118	115	112

MCS14	-76	-73	-70	-67	23	123	120	117	114
MCS13	-79	-76	-73	-70	23	126	123	120	117
MCS12	-83	-80	-77	-74	23	130	127	124	121
MCS11	-87	-84	-81	-79	23	134	131	128	126
MCS10	-89	-86	-83	-80	23	136	133	130	127
MCS9	-92	-89	-86	-84	23	139	136	133	131
MCS7	-77	-74	-71	-68	23	124	121	118	115
MCS6	-79	-76	-73	-70	23	126	123	120	117
MCS5	-82	-79	-76	-73	23	129	126	123	120
MCS4	-86	-83	-80	-77	23	133	130	127	124
MCS3	-90	-87	-84	-82	23	137	134	131	129
MCS2	-92	-89	-86	-83	23	139	136	133	130
MCS1	-95	-92	-89	-87	23	142	139	136	134

Table 74 2.4 GHz threshold, power and link loss – ePMP 1000

Modulation mode	System threshold (dBm) per channel bandwidth				Output power (dBm)	Maximum link loss (dB) per channel bandwidth			
	5 MHz	10 MHz	20 MHz	40 MHz	All bands (Example)	5 MHz	10 MHz	20 MHz	40 MHz
MCS15	-74	-71	-68	-65	23	121	118	115	112
MCS14	-76	-73	-70	-67	23	123	120	117	114
MCS13	-79	-76	-73	-70	23	126	123	120	117
MCS12	-83	-80	-77	-74	23	130	127	124	121
MCS11	-87	-84	-81	-79	23	134	131	128	126
MCS10	-89	-86	-83	-80	23	136	133	130	127
MCS9	-92	-89	-86	-84	23	139	136	133	131
MCS7	-77	-74	-71	-68	23	124	121	118	115
MCS6	-79	-76	-73	-70	23	126	123	120	117
MCS5	-82	-79	-76	-73	23	129	126	123	120
MCS4	-86	-83	-80	-77	23	133	130	127	124
MCS3	-90	-87	-84	-82	23	137	134	131	129
MCS2	-92	-89	-86	-83	23	139	136	133	130
MCS1	-95	-92	-89	-87	23	142	139	136	134

For up-to-date data, please refer to the ePMP Capacity Planner Tool available at https://support.cambiumnetworks.com/files/epmp/

Dynamic transmitter output power

The ePMP system uses dynamic Tx power based on the current modulation at which it is operating to avoid EVM (Error Vector Magnitude) limitation ensuring optimal operation of the system. The following table specifies the system transmitter output power (dBm) per band and modulation mode:

Table 75 Max Tx power (dBm) per band and modulation

Modulation Mode	2412-2472 MHz	4920-4990 MHz	4990-5080 MHz	5080-5150 MHz	5150-5480 MHz	5460-5725 MHz	5725-5980 MHz
MCS0	30	15	19	27	27	30	30
MCS1	30	15	19	27	27	30	30
MCS2	29	15	19	27	27	29	30
MCS3	29	13	17	26	26	27	30
MCS4	28	11	15	24	24	25	30
MCS5	28	11	15	22	22	23	27
MCS6	27	10	14	20	20	21	25
MCS7	27	8	12	19	18	19	23
MCS8	30	15	19	27	27	30	30
MCS9	30	15	19	27	27	30	30
MCS10	29	15	19	27	27	29	30
MCS11	29	13	17	26	26	27	30
MCS12	28	11	15	24	24	25	30
MCS13	28	11	15	22	22	23	27
MCS14	27	10	14	20	20	21	25
MCS15	27	8	12	18	18	19	23

Compliance with safety standards

This section lists the safety specifications against which the ePMP has been tested and certified. It also describes how to keep RF exposure within safe limits.

ELECTRICAL SAFETY COMPLIANCE

The ePMP hardware has been tested for compliance to the electrical safety specifications listed in Table 76.

Table 76 ePMP safety compliance specifications

Region	Standard
USA	UL 60950-1, 2nd Edition
Canada	CSA C22.2 No.60950 2nd Edition
International	International CB certified and certified to IEC 60950-1:2005 (modified) plus EN60950-1:2006 + A1:2010

ELECTROMAGNETIC COMPATIBILITY (EMC) COMPLIANCE

The ePMP complies with European EMC Specification EN301 489-1 with testing carried out to the detailed requirements of EN301 489-4.

The EMC specification type approvals that have been granted for ePMP are listed under Table 77.

Table 77 EMC emissions compliance

Region	Specification (Type Approvals)
USA	FCC CFR 47 Part 15 class B
Canada	RSS210, Issue 8 RSS247, Issue 1 (May 2015)
Europe	ETSI EN301 489-4

HUMAN EXPOSURE TO RADIO FREQUENCY ENERGY

Standards

Relevant standards (USA and EC) applicable when working with RF equipment are:

- ANSI IEEE C95.1-1991, IEEE Standard for Safety Levels with Respect to Human Exposure to Radio Frequency Electromagnetic Fields, 3 kHz to 300 GHz.
- Council recommendation of 12 July 1999 on the limitation of exposure of the general public to electromagnetic fields (0 Hz to 300 GHz) (1999/519/EC) and respective national regulations.
- *Directive 2004/40/EC of the European Parliament and of the Council of 29 April 2004* on the minimum health and safety requirements regarding the exposure of workers to the risks arising from physical agents (electromagnetic fields) (18th individual Directive within the meaning of Article 16(1) of Directive 89/391/EEC).
- US FCC limits for the general population. See the FCC web site http://www.fcc.gov and the policies, guidelines, and requirements in Part 1 of Title 47 of the Code of Federal Regulations, as well as the guidelines and suggestions for evaluating compliance in FCC OET Bulletin 65.
- Health Canada limits for the general population. See the Health Canada web site http://www.hc-sc.gc.ca/ewh-semt/pubs/radiation/99ehd-dhm237/limits-limites_e.html and Safety Code 6.
- EN 50383:2002 Basic standard for the calculation and measurement of electromagnetic field strength and SAR related to human exposure from radio base Subscriber Modules and fixed terminal Subscriber Modules for wireless telecommunication systems (110 MHz - 40 GHz).
- BS EN 50385:2002 Product standard to demonstrate the compliances of radio base Subscriber Modules and fixed terminal Subscriber Modules for wireless telecommunication systems with the basic restrictions or the reference levels related to human exposure to radio frequency electromagnetic fields (110 MHz – 40 GHz) – general public.
- ICNIRP (International Commission on Non-Ionizing Radiation Protection) guidelines for the general public. See the ICNIRP web site http://www.icnirp.de/ and Guidelines for Limiting Exposure to Time-Varying Electric, Magnetic, and Electromagnetic Fields.

Power density exposure limit

Install the radios for the ePMP family of PMP wireless solutions so as to provide and maintain the minimum separation distances from all persons.

The applicable power density exposure limit from the standards (see Human exposure to radio frequency energy on page 188) is:

- **10 W/m²** for RF energy in the 5 GHz and 2.4 GHz frequency bands.

Calculation of power density

Peak power density in the far field of a radio frequency point source is calculated as follows:

Note

The following calculation is based on the ANSI IEEE C95.1-1991 method, as that provides a worst case analysis. Details of the assessment to EN50383:2002 can be provided, if required.

$$S = \frac{P.G}{4\pi d^2}$$

Where:	Is:
S	power density in W/m^2
P	maximum average transmit power capability of the radio, in W
G	total Tx gain as a factor, converted from dB
d	distance from point source, in m

Rearranging terms to solve for distance yields:

$$d = \sqrt{\frac{P.G}{4\pi.S}}$$

Calculated distances and power compliance margins

The calculated minimum separation distances, recommended distances and resulting margins for each frequency band and antenna combination is shown in Table 82 through Table 102. These are conservative distances that include compliance margins. At these and greater separation distances, the power density from the RF field is below generally accepted limits for the general population.

Explanation of terms used Table 78 through Table 102:

Tx burst – maximum average transmit power in burst (Watt)

P – maximum average transmit power capability of the radio (Watt)

G – total transmit gain as a factor, converted from dB

S – power density (W/m^2)

d – minimum distance from point source (meters)

R – recommended distances (meters)

C – compliance factor

Table 78 and Table 81 below list the power compliance margins for the following ePMP 2000 devices:

Model Number	Part Number	FCC ID	Industry Canada
C058900P132A	C058900A132A C058900L132A	Z8H89FT0020	109W-0020

Table 78 ePMP 2000 Power compliance margins, 5.1 GHz, AP

Conn Type	Channel Bandwidth	Antenna	P (W)	G	S (W/m²)	d (m)	R (m)	C
PMP PTP	5 MHz	Connectorized Antenna, 17 dBi	0.02	50	9.011	0.10	0.3	-
PMP PTP	40 MHz	Connectorized Antenna, 17 dBi	0.01	50	9.011	0.07	0.3	-

Table 79 ePMP 2000 Power compliance margins, 5.2 GHz, AP

Conn Type	Channel Bandwidth	Antenna	P (W)	G	S (W/m²)	d (m)	R (m)	C
PMP PTP	10 MHz	Connectorized Antenna, 17 dBi	0.017	50	9.13	0.09	0.3	-
PMP PTP	40 MHz	Connectorized Antenna, 17 dBi	0.014	50	9.13	0.08	0.3	-

Table 80 ePMP 2000 Power compliance margins, 5.4 GHz, AP

Conn Type	Channel Bandwidth	Antenna	P (W)	G	S (W/m²)	d (m)	R (m)	C
PMP PTP	10 MHz	Connectorized Antenna, 17 dBi	0.018	50	9.39	0.09	0.3	PMP PTP
PMP PTP	40 MHz	Connectorized Antenna, 17 dBi	0.017	50	9.39	0.09	0.3	PMP PTP

Table 81 ePMP 2000 Power compliance margins, 5.8 GHz, AP

Conn Type	Channel Bandwidth	Antenna	P (W)	G	S (W/m²)	d (m)	R (m)	C

PMP PTP	5 MHz	Connectorized Antenna, 17 dBi	0.069	50	9.011	0.17	0.3	-
PMP PTP	40 MHz	Connectorized Antenna, 17 dBi	0.07	50	9.011	0.08	0.3	-

Table 82 to Table 85 below are the power compliance margins for the following ePMP 1000 devices:

Model Number	Part Number	FCC ID	Industry Canada
C058900P112A	C058900C112A	Z8H89FT0006	109W-0006

Table 82 ePMP 1000 Power compliance margins, 5.1 GHz, AP

Conn Type	Channel Bandwidth	Antenna	P (W)	G	S (W/m²)	d (m)	R (m)	C
PMP	5/10 MHz	Connectorized Omni, 3 dBi	0.063	2.0	9.011	0.03	0.1	99.8
PMP	5/10 MHz	Connectorized Sector Array, 16 dBi	0.032	39.8	9.011	0.10	0.3	89.8
PTP	5/10 MHz	Connectorized Patch Panel Array, 23 dBi	0.010	199.5	9.011	0.13	0.3	56.7
PTP	5/10 MHz	Connectorized Dish, 30 dBi	0.002	1000.0	9.011	0.13	0.3	56.7
PMP	20/40 MHz	Connectorized Omni, 3 dBi	0.063	2.0	9.011	0.03	0.1	99.8
PMP	20/40 MHz	Connectorized Sector Array, 16 dBi	0.100	39.8	9.011	0.19	0.4	45.5
PTP	20/40 MHz	Connectorized Patch Panel Array, 23 dBi	0.008	199.5	9.011	0.12	0.3	64.3
PTP	20/40 MHz	Connectorized Dish, 30 dBi	0.001	1000.0	9.011	0.11	0.3	80.9

Table 83 ePMP 1000 Power compliance margins, 5.2 GHz, AP

Conn Type	Channel Bandwidth	Antenna	P (W)	G	S (W/m²)	d (m)	R (m)	C
PMP	5/10 MHz	Connectorized Omni, 3 dBi	0.063	2.0	9.130	0.03	0.1	91.1

PMP	5/10 MHz	Connectorized Sector Array, 16 dBi	0.032	39.8	9.130	0.10	0.3	82.0
PTP	5/10 MHz	Connectorized Patch Panel Array, 23 dBi	0.010	199.5	9.130	0.13	0.3	51.7
PTP	5/10 MHz	Connectorized Dish, 30 dBi	0.002	1000.0	9.130	0.13	0.3	51.7
PMP	20/40 MHz	Connectorized Omni, 3 dBi	0.063	2.0	9.130	0.03	0.1	91.1
PMP	20/40 MHz	Connectorized Sector Array, 16 dBi	0.100	39.8	9.130	0.19	0.4	46.1
PTP	20/40 MHz	Connectorized Patch Panel Array, 23 dBi	0.008	199.5	9.130	0.12	0.3	65.1
PTP	20/40 MHz	Connectorized Dish, 30 dBi	0.001	1000.0	9.130	0.10	0.3	82.0

Table 84 ePMP 1000 Power compliance margins, 5.4 GHz, AP

Conn Type	Channel Bandwidth	Antenna	P (W)	G	S (W/m^2)	d (m)	R (m)	C
PMP	5/10 MHz	Connectorized Omni, 3 dBi	0.063	2.0	9.390	0.03	0.1	93.7
PMP	5/10 MHz	Connectorized Sector Array, 16 dBi	0.032	39.8	9.390	0.10	0.3	84.3
PTP	5/10 MHz	Connectorized Patch Panel Array, 23 dBi	0.010	199.5	9.390	0.13	0.3	53.2
PTP	5/10 MHz	Connectorized Dish, 30 dBi	0.002	1000.0	9.390	0.13	0.3	53.2
PMP	20/40 MHz	Connectorized Omni, 3 dBi	0.063	2.0	9.390	0.03	0.1	93.7
PMP	20/40 MHz	Connectorized Sector Array, 16 dBi	0.100	39.8	9.390	0.18	0.4	47.4
PTP	20/40 MHz	Connectorized Patch Panel Array, 23 dBi	0.008	199.5	9.390	0.12	0.3	67.0
PTP	20/40 MHz	Connectorized Dish, 30 dBi	0.001	1000.0	9.390	0.10	0.3	84.3

Table 85 ePMP 1000 Power compliance margins, 5.8 GHz, AP

Conn Type	Channel Bandwidth	Antenna	P (W)	G	S (W/m^2)	d (m)	R (m)	C

PMP	5/10 MHz	Connectorized Omni, 3 dBi	0.063	2.0	9.687	0.03	0.1	96.6
PMP	5/10 MHz	Connectorized Sector Array, 16 dBi	0.032	39.8	9.687	0.10	0.3	87.0
PTP	5/10 MHz	Connectorized Patch Panel Array, 23 dBi	0.010	199.5	9.687	0.13	0.3	54.9
PTP	5/10 MHz	Connectorized Dish, 30 dBi	0.002	1000.0	9.687	0.13	0.3	54.9
PMP	20/40 MHz	Connectorized Omni, 3 dBi	0.063	2.0	9.687	0.03	0.1	96.6
PMP	20/40 MHz	Connectorized Sector Array, 16 dBi	0.100	39.8	9.687	0.18	0.4	48.9
PTP	20/40 MHz	Connectorized Patch Panel Array, 23 dBi	0.008	199.5	9.687	0.11	0.3	69.1
PTP	20/40 MHz	Connectorized Dish, 30 dBi	0.001	1000.0	9.687	0.10	0.3	87.0

Table 86 through Table 90 below are the power compliance margins for the following devices:

Model Number	Part Number	FCC ID	Industry Canada
C058900P122A	C058900C122A	Z8H89FT0005	109W-0005

Table 86 ePMP 1000 Power compliance margins, 5.1 GHz, SM

Conn Type	Channel Bandwidth	Antenna	P (W)	G	S (W/m^2)	d (m)	R (m)	C
PMP	5/10 MHz	Connectorized Omni, 3 dBi	0.063	2.0	9.011	0.03	0.1	89.9
PMP	5/10 MHz	Integrated Patch Array, 16 dBi	0.100	39.8	9.011	0.19	0.4	45.5
PMP	5/10 MHz	Connectorized Sector Array, 16 dBi	0.100	39.8	9.011	0.19	0.4	45.5
PTP	5/10 MHz	Integrated Patch Array, 16 dBi	0.100	39.8	9.011	0.19	0.4	45.5
PTP	5/10 MHz	Connectorized Patch Panel Array, 23 dBi	0.013	199.5	9.011	0.15	0.3	40.6
PTP	5/10 MHz	Connectorized Dish, 30 dBi	0.001	1000.0	9.011	0.09	0.2	45.3
PMP	20/40 MHz	Connectorized Omni, 3 dBi	0.063	2.0	9.011	0.03	0.1	89.9
PMP	20/40 MHz	Integrated Patch Array, 16 dBi	0.032	39.8	9.011	0.11	0.2	36.0
PMP	20/40 MHz	Connectorized Sector Array, 16 dBi	0.032	39.8	9.011	0.11	0.3	80.9
PTP	20/40 MHz	Integrated Patch Array, 16 dBi	0.032	39.8	9.011	0.11	0.2	36.0
PTP	20/40 MHz	Connectorized Patch Panel Array, 23 dBi	0.005	199.5	9.011	0.09	0.2	45.3
PTP	20/40 MHz	Connectorized Dish, 30 dBi	0.001	1000.0	9.011	0.09	0.2	45.3

Caution

For countries that follow FCC regulations, the combined conducted power must be reduced according to Table 87, for the lower edge of the 5.1 GHz band in order to meet restricted band requirements.

Table 87 FCC conducted power (combined) for lower edge of 5.1 GHz

Channel Bandwidth	Antenna	Conducted Power (combined)
5/10 MHz	Connectorized Omni, 3 dBi	18 dBm
5/10 MHz	Integrated Patch Array, 16 dBi	7 dBm
5/10 MHz	Connectorized Sector Array, 16 dBi	7 dBm
5/10 MHz	Connectorized Patch Panel Array, 23 dBi	0 dBm
5/10 MHz	Connectorized Dish, 30 dBi	-7 dBm
20/40 MHz	Connectorized Omni, 3 dBi	15 dBm
20/40 MHz	Integrated Patch Array, 16 dBi	7 dBm
20/40 MHz	Connectorized Sector Array, 16 dBi	7 dBm
20/40 MHz	Connectorized Patch Panel Array, 23 dBi	2 dBm
20/40 MHz	Connectorized Dish, 30 dBi	-5 dBm

Table 88 ePMP 1000 Power compliance margins, 5.2 GHz, SM

Antenna	P (W)	G	S (W/m^2)	d (m)	R (m)	C
Integrated Patch Array, 13 dBi	0.020	20.0	9.130	0.06	0.2	115.2
Integrated Patch Array, 13 dBi with Reflector Dish, 6 dBi	0.020	79.4	9.130	0.12	0.3	65.1
Connectorized Patch Panel Array, 23 dBi	0.020	199.5	9.130	0.19	0.4	46.1
Connectorized Dish, 30 dBi	0.020	1000	9.130	0.42	1	57.5

Table 89 ePMP 1000 Power compliance margins, 5.4 GHz, SM

Antenna	P (W)	G	S (W/m^2)	d (m)	R (m)	C
Integrated Patch Array, 13 dBi	0.020	20.0	9.390	0.06	0.2	118.5
Integrated Patch Array, 13 dBi with Reflector Dish, 6 dBi	0.020	79.4	9.390	0.12	0.3	67.0
Connectorized Patch Panel Array, 23 dBi	0.020	199.5	9.390	0.18	0.4	47.4
Connectorized Dish, 30 dBi	0.020	1000	9.390	0.41	1	59.1

Table 90 ePMP 1000 Power compliance margins, 5.8/5.9 GHz, SM

Antenna	P (W)	G	S (W/m²)	d (m)	R (m)	C
Integrated Patch Array, 13 dBi	0.200	20.0	9.687	0.18	0.4	48.9
Integrated Patch Array, 13 dBi with Reflector Dish, 6 dBi	0.200	79.4	9.687	0.36	0.8	49.1
Connectorized Patch Panel Array, 23 dBi	0.200	199.5	9.687	0.57	1.2	44.0
Connectorized Dish, 30 dBi	0.200	1000	9.687	1.28	2.5	38.1

Table 91 ePMP 1000 Power compliance margins, 2.4 GHz, AP (FCC ID: Z8H89FT0012)

Conn Type	Channel Bandwidth	Antenna	P (W)	G	S (W/m²)	d (m)	R (m)	C
PMP	20 MHz	Connectorized, 8 dBi Omni	0.631	6.3	5.348	0.24	0.5	42.2
PMP	40 MHz	Connectorized, 8 dBi Omni	0.100	6.3	5.348	0.10	0.2	42.6
PMP	20 MHz	Connectorized, 17 dBi Sector	0.079	50.1	5.348	0.24	0.5	42.2
PMP	40 MHz	Connectorized, 17 dBi Sector	0.025	50.1	5.348	0.14	0.3	48.0
PTP	20 MHz	Connectorized, 25 dBi Dish	0.010	316.2	5.348	0.22	0.5	53.1
PTP	40 MHz	Connectorized, 25 dBi Dish	0.006	316.2	5.348	0.17	0.4	53.9

Table 92 ePMP 1000 Power compliance margins, 2.4 GHz, SM (FCC ID: Z8H89FT0011)

Conn Type	Channel Bandwidth	Antenna	P (W)	G	S (W/m²)	d (m)	R (m)	C
PMP	20 MHz	Connectorized, 8 dBi Omni	0.631	6.3	5.348	0.24	0.5	42.2
PMP	20 MHz	Integrated, 12 dBi Patch	0.251	15.8	5.348	0.24	0.5	42.2
PMP	20 MHz	Integrated 12 dBi Patch with 8 dBi Reflector Dish	0.398	100.0	5.348	0.77	1.5	38.0
PMP	20 MHz	Connectorized, 17 dBi Sector	0.079	50.1	5.348	0.24	0.5	42.2
PMP	20 MHz	Connectorized, 19 dBi Panel	0.050	79.4	5.348	0.24	0.5	42.2
PMP	20 MHz	Connectorized, 25 dBi Dish	0.010	316.2	5.348	0.22	0.5	53.1
PMP	40 MHz	Connectorized, 8 dBi Omni	0.100	6.3	5.348	0.10	0.2	42.6

PMP	40 MHz	Integrated, 12 dBi Patch	0.050	15.8	5.348	0.11	0.3	76.1
PMP	40 MHz	Integrated 12 dBi Patch with 8 dBi Reflector Dish	0.050	100.0	5.348	0.27	0.6	48.2
PMP	40 MHz	Connectorized, 17 dBi Sector	0.025	50.1	5.348	0.14	0.3	48.0
PMP	40 MHz	Connectorized, 19 dBi Panel	0.020	79.4	5.348	0.15	0.3	38.1
PMP	40 MHz	Connectorized, 25 dBi Dish	0.006	316.2	5.348	0.17	0.4	53.9
PTP	20 MHz	Integrated, 12 dBi Patch	0.398	15.8	5.348	0.31	0.7	52.2
PTP	20 MHz	Integrated 12 dBi Patch with 8 dBi Reflector Dish	0.398	100.0	5.348	0.77	1.5	38.0
PTP	20 MHz	Connectorized, 17 dBi Sector	0.158	50.1	5.348	0.34	0.8	54.1
PTP	20 MHz	Connectorized, 19 dBi Panel	0.050	79.4	5.348	0.24	0.5	42.2
PTP	20 MHz	Connectorized, 25 dBi Dish	0.010	316.2	5.348	0.22	0.5	53.1
PTP	40 MHz	Integrated, 12 dBi Patch	0.050	15.8	5.348	0.11	0.3	76.1
PTP	40 MHz	Integrated 12 dBi Patch with 8 dBi Reflector Dish	0.050	100.0	5.348	0.27	0.6	48.2
PTP	40 MHz	Connectorized, 17 dBi Sector	0.025	50.1	5.348	0.14	0.3	48.0
PTP	40 MHz	Connectorized, 19 dBi Panel	0.020	79.4	5.348	0.15	0.4	67.8
PTP	40 MHz	Connectorized, 25 dBi Dish	0.006	316.2	5.348	0.17	0.4	53.9

Note

Gain of antenna in dBi = 10*log (G).

The regulations require that the power used for the calculations is the maximum power in the transmit burst subject to allowance for source-based time-averaging.

At 2.4 GHz, 5.4 GHz and EU 5.8 GHz the products are generally limited to a fixed EIRP which can be achieved with the Integrated Antenna. The calculations above assume that the maximum EIRP allowed by the regulations is being transmitted.

Note

If there are no EIRP limits in the country of deployment, use the distance calculations for FCC 5.8 GHz for all frequency bands.

Table 93 through Table 100 below are the power compliance margins for the following devices:

Model Number	Part Number	FCC ID	Industry Canada
C058900P072A	C058900C072A	Z8H89FT0015	109W-0015
C058900P062A	C058900C062A	Z8H89FT0015	109W-0015

Table 93 ePMP 1000 Power compliance margins, 5.1 GHz, AP

Connection Type	Antenna	P (W)	G	S (W/m^2)	d (m)	R (m)	C
PMP	Modular Array, 17 dBi	0.079	50.1	9.011	0.19	0.4	45.5
PMP	Modular Dish, 24 dBi	0.016	251.2	9.011	0.19	0.4	45.5
PMP	Module Dipole, 2 dBi	0.398	1.6	9.011	0.07	0.2	71.8
PTP	Modular Array, 17 dBi	0.398	50.1	9.011	0.42	1	56.7
PTP	Modular Dish, 24 dBi	0.398	251.2	9.011	0.94	2	45.3
PTP	Module Dipole, 2 dBi	0.398	1.6	9.011	0.07	0.2	71.8

Table 94 ePMP 1000 Power compliance margins, 5.2 GHz, AP

Channel Bandwidth	Antenna	P (W)	G	S (W/m^2)	d (m)	R (m)	C
10 MHz	Modular Array, 17 dBi	0.010	50.1	9.130	0.07	0.2	93.2
10 MHz	Modular Dish, 24 dBi	0.002	251.2	9.130	0.06	0.2	94.7
10 MHz	Module Dipole, 2 dBi	0.118	1.6	9.130	0.04	0.1	61.3
20/40 MHz	Modular Array, 17 dBi	0.019	50.1	9.130	0.09	0.2	48.8
20/40 MHz	Modular Dish, 24 dBi	0.004	251.2	9.130	0.09	0.2	49.6
20/40 MHz	Module Dipole, 2 dBi	0.112	1.6	9.130	0.04	0.1	64.8

Table 95 ePMP 1000 Power compliance margins, 5.4 GHz, AP

Channel Bandwidth	Antenna	P (W)	G	S (W/m^2)	d (m)	R (m)	C
10 MHz	Modular Array, 17 dBi	0.008	50.1	9.390	0.06	0.2	118.2
10 MHz	Modular Dish, 24 dBi	0.002	251.2	9.390	0.06	0.2	103.2

10 MHz	Module Dipole, 2 dBi	0.095	1.6	9.390	0.04	0.1	77.9
20/40 MHz	Modular Array, 17 dBi	0.010	50.1	9.390	0.07	0.2	90.7
20/40 MHz	Modular Dish, 24 dBi	0.003	251.2	9.390	0.08	0.2	69.5
20/40 MHz	Module Dipole, 2 dBi	0.163	1.6	9.390	0.05	0.1	45.7

Table 96 ePMP 1000 Power compliance margins, 5.8 GHz, AP

Connection Type	Antenna	P (W)	G	S (W/m^2)	d (m)	R (m)	C
PMP	Modular Array, 17 dBi	0.079	50.1	9.687	0.18	0.4	48.9
PMP	Modular Dish, 24 dBi	0.016	251.2	9.687	0.18	0.4	48.9
PMP	Module Dipole, 2 dBi	0.398	1.6	9.687	0.07	0.2	77.1
PTP	Modular Array, 17 dBi	0.501	50.1	9.687	0.45	1	48.4
PTP	Modular Dish, 24 dBi	0.501	251.2	9.687	1.02	2	38.7
PTP	Module Dipole, 2 dBi	0.501	1.6	9.687	0.08	0.2	61.3

Table 97 ePMP 1000 Power compliance margins, 5.1 GHz, SM

Antenna	P (W)	G	S (W/m^2)	d (m)	R (m)	C
Modular Array, 17 dBi	0.398	50.1	9.011	0.42	1	56.7
Modular Dish, 24 dBi	0.398	251.2	9.011	0.94	2	45.3
Module Dipole, 2 dBi	0.398	1.6	9.011	0.07	0.2	71.8

Table 98 Power compliance margins, 5.2 GHz, SM

Channel Bandwidth	Antenna	P (W)	G	S (W/m^2)	d (m)	R (m)	C
5/10 MHz	Modular Array, 17 dBi	0.010	50.1	9.130	0.07	0.2	93.2
5/10 MHz	Modular Dish, 24 dBi	0.002	251.2	9.130	0.06	0.2	94.7
5/10 MHz	Module Dipole, 2 dBi	0.118	1.6	9.130	0.04	0.1	61.3
20/40 MHz	Modular Array, 17 dBi	0.019	50.1	9.130	0.09	0.2	48.8
20/40 MHz	Modular Dish, 24 dBi	0.004	251.2	9.130	0.09	0.2	49.6

20/40 MHz	Module Dipole, 2 dBi	0.112	1.6	9.130	0.04	0.1	64.8

Table 99 ePMP 1000 Power compliance margins, 5.4 GHz, SM

Channel Bandwidth	Antenna	P (W)	G	S (W/m^2)	d (m)	R (m)	C
5/10 MHz	Modular Array, 17 dBi	0.008	50.1	9.390	0.06	0.2	118.2
5/10 MHz	Modular Dish, 24 dBi	0.002	251.2	9.390	0.06	0.2	103.2
5/10 MHz	Module Dipole, 2 dBi	0.095	1.6	9.390	0.04	0.1	77.9
20/40 MHz	Modular Array, 17 dBi	0.010	50.1	9.390	0.07	0.2	90.7
20/40 MHz	Modular Dish, 24 dBi	0.003	251.2	9.390	0.08	0.2	69.5
20/40 MHz	Module Dipole, 2 dBi	0.163	1.6	9.390	0.05	0.1	45.7

Table 100 ePMP 1000 Power compliance margins, 5.8 GHz, SM

Antenna	P (W)	G	S (W/m^2)	d (m)	R (m)	C
Modular Array, 17 dBi	0.501	50.1	9.687	0.45	1	48.4
Modular Dish, 24 dBi	0.501	251.2	9.687	1.02	2	38.7
Module Dipole, 2 dBi	0.501	1.6	9.687	0.08	0.2	61.3

Table 102 below is the power compliance margins for the following device

Model Number	Part Number	FCC ID	Industry Canada
C024900P161A	C024900C161A	Z8H89FT0019	109W-0019

Table 101 ePMP 1000 Power compliance margins, 2.4 GHz (FCC)

Channel Bandwidth	Antenna	P (W)	G	S (W/m^2)	d (m)	R (m)	C
40/20/10 MHz	Modular Dish, 17 dBi	0.293	50.1	5.348	0.47	1	45.7
40/20/10 MHz	Module Dipole, 2 dBi	0.807	1.6	5.348	0.14	0.3	47.3
5 MHz	Modular Dish, 17 dBi	0.287	50.1	5.348	0.46	1	46.6
5 MHz	Module Dipole, 2 dBi	0.802	1.6	5.348	0.14	0.3	47.6

Table 102 ePMP 1000 Power compliance margins, 2.4 GHz (IC)

Channel Bandwidth	Antenna	P (W)	G	S (W/m^2)	d (m)	R (m)	C
40/20/10 MHz	Modular Dish, 17 dBi	0.293	50.1	5.348	0.47	1	45.7
40/20/10 MHz	Module Dipole, 2 dBi	0.807	1.6	5.348	0.14	0.4	84.0
5 MHz	Modular Dish, 17 dBi	0.287	50.1	5.348	0.46	1	46.6
5 MHz	Module Dipole, 2 dBi	0.802	1.6	5.348	0.14	0.3	47.6

Compliance with radio regulations

This section describes how the ePMP complies with the radio regulations that are enforced in various countries.

Caution

Changes or modifications not expressly approved by Cambium Networks could void the user's authority to operate the system.

TYPE APPROVALS

This system has achieved Type Approval in various countries around the world. This means that the system has been tested against various local technical regulations and found to comply. The frequency bands in which the system operates may be unlicensed and, in these bands, the system can be used provided it does not cause interference. The system is not guaranteed protection against interference from other products and installations.

The radio specification type approvals that have been granted for ePMP frequency variants are listed under Table 77.

Table 103 ePMP 2000 Radio certifications

Frequency band	Region	Regulatory approvals
5 GHz	USA	FCC Part 15 Class B
	Canada	IC RSS-210 Issue 8, Annex 8 (or latest) IC RSS247 Issue 1 (May 2015)
	Europe	ETSI EN302 502 v1.2.1 ETSI EN301 893 v1.7.1

Table 104 ePMP 1000 Radio certifications

Frequency band	Region	Regulatory approvals
2.4 GHz, 5 GHz	USA	FCC Part 15 Class B
	Canada	IC RSS-210 Issue 8, Annex 8 (or latest) IC RSS247 Issue 1 (May 2015)
	Europe	ETSI EN302 502 v1.2.1 ETSI EN301 893 v1.7.1

FCC AND ETSI COMPLIANCE TESTING

The system has been tested for compliance to both US (FCC) and European (ETSI) specifications. It has been shown to comply with the limits for emitted spurious radiation for a Class B digital device, pursuant to Part 15 of the FCC Rules in the USA and appropriate European ENs. These limits have been designed to provide reasonable protection against harmful interference. However the equipment can radiate radio frequency energy and, if not installed and used in accordance with the instructions, may cause harmful interference to other radio communications. There is no guarantee that interference will not occur in a particular installation. To comply with FCC RF exposure limits for general population or uncontrolled exposure, the antenna(s) used for the ePMP transmitter must be installed to ensure a separation distance specified in Table 82 through Table 102 from all persons and must not be co-located or operating in conjunction with any other antenna or transmitter.

OEM Responsibilities to comply with FCC and Industry Canada Regulations

The ePMP Module is certified for integration into products only by OEM integrators under the following conditions:

1. The antennas(s) must be installed such that a minimum separation distance specified in Table 82 through Table 102 is maintained between the radiator (antenna) and all persons at all times.

2. The transmitter module must not be co-located or operate in conjunction with any other antenna or transmitter. As long as the two conditions above are met, further transmitter testing is not required. However, the OEM integrator is still responsible for testing their end-product for any additional compliance requirements required with this module installed (for example, digital device emissions, PC peripheral requirements, etc.).

Note

In the event that these conditions cannot be met (for certain configurations or co-location with another transmitter), then the FCC and Industry Canada authorizations are no longer considered valid and the FCC ID cannot be used.

Note

A Class B Digital Device is a device that is marketed for use in a residential environment, notwithstanding use in commercial, business and industrial environments.

Notwithstanding that Cambium Networks has designed (and qualified) the ePMP products to generally meet the Class B requirement to minimize the potential for interference, the ePMP product range is not marketed for use in a residential environment.

End Product Labeling

The ePMP Module is labeled with its own FCC ID and IC Certification Number. If the FCC ID and IC Certification Number are not visible when the module is installed inside another device, then the outside of the device into which the module is installed must also display a label referring to the enclosed module. In that case, the final end product must be labeled in a visible area with the following:

Table 105 ePMP 2000 Product labeling

Region	Label
Access Point (AP)	“Contains Transmitter Module FCC ID: Z8H89FT0020” or “Contains FCC ID: Z8H89FT0020”

Table 106 ePMP 1000 Product labeling

Region	Label
Access Point (AP)	"Contains Transmitter Module FCC ID: Z8H89FT0006" or "Contains FCC ID: Z8H89FT0006"
Subscriber Module (SM)	"Contains Transmitter Module FCC ID: Z8H89FT0005" or "Contains FCC ID: Z8H89FT0005"
Access Point (AP) / Subscriber Module (SM)	"Contains Transmitter Module FCC ID: Z8H89FT0015" or "Contains FCC ID: Z8H89FT0015"
Access Point (AP) / Subscriber Module (SM)	"Contains Transmitter Module FCC ID: Z8H89FT0019" or "Contains FCC ID: Z8H89FT0019"

EXAMPLES OF REGULATORY LIMITS

Examples of the regulatory limits that apply in typical regions of operation are in the following tables:

- 4.9 GHz – Table 107
- 5.1 GHz – Table 108
- 5.2 GHz – Table 109
- 5.3 GHz – Table 110
- 5.4 GHz – Table 111
- 5.8 GHz/5.9 GHz – Table 112
- 2.4 GHz – Table 113

Table 107 Regulatory limits – 4.9 GHz

Country	Frequency range	Valid Center Frequency for 20 MHz Band	Valid Center Frequency for 40 MHz Band	Valid Center Frequency for 5/10 MHz Band	Conducted Power
Other	4900-5150	4920 to 5155 every 5MHz	4930 to 5165 every 5MHz	4920 to 5150 every 5MHz	15 for 4920 to 4995, 19 for 5000 to 5080, 27 for 5085 to 5165

Table 108 Regulatory Limits - 5.1 GHz

Country	Frequency range	Valid Center Frequency for 20 MHz Band	Valid Center Frequency for 40 MHz Band	Valid Center Frequency for 5/10 MHz Band	Conducted Power	EIRP Power
Armenia	5150-5250	5160-5240 every 5 MHz	5170-5230 every 5 MHz	5155-5250 every 5 MHz	20	
Argentina	5150-5250	5160-5240 every 5 MHz	5170-5230 every 5 MHz	5155-5250 every 5 MHz	20	
Azerbaijan	5150-5250	5160-5240 every 5 MHz	5170-5230 every 5 MHz	5155-5250 every 5 MHz	20	
Belarus	5150-5250	5160-5240 every 5 MHz	5170-5230 every 5 MHz	5155-5250 every 5 MHz	20	
Ecuador	5150-5250	5160-5240 every 5 MHz	5170-5230 every 5 MHz	5155-5250 every 5 MHz	20	
Georgia	5150-5250	5160-5240 every 5 MHz	5170-5230 every 5 MHz	5155-5250 every 5 MHz	20	
Guam	5150-5250	5180-5240 every 5 MHz	5190-5230 every 5 MHz	5160-5245 every 5 MHz	20	36 for non PTP AP. 53 for other modes.
Kyrgyzstan	5150-5250	5160-5240 every 5 MHz	5170-5230 every 5 MHz	5155-5250 every 5 MHz	20	
Kazakhstan	5150-5250	5160-5240 every 5 MHz	5170-5230 every 5 MHz	5155-5250 every 5 MHz	20	
Moldova	5150-5250	5160-5240 every 5 MHz	5170-5230 every 5 MHz	5155-5250 every 5 MHz	20	
Malaysia	5150-5250	5160-5240 every 5 MHz	5170-5230 every 5 MHz	5155-5250 every 5 MHz	20	
Other	5150-5250	5160-5250 every 5 MHz	5170-5250 every 5 MHz	5155-5250 every 5 MHz	27	
Peru	5150-5250	5160-5240 every 5 MHz	5170-5230 every 5 MHz	5155-5250 every 5 MHz	20	
Philippines	5150-5250	5160-5240 every 5 MHz	5170-5230 every 5 MHz	5155-5250 every 5 MHz	20	
Puerto Rico	5150-5250	5180-5240 every 5 MHz	5190-5230 every 5 MHz	5160-5245 every 5 MHz	20	36 for non PTP AP. 53 for other modes.
Russia	5150-5250	5160-5240 every 5 MHz	5170-5230 every 5 MHz	5155-5250 every 5 MHz	20	

Country	Frequency range	Valid Center Frequency for 20 MHz Band	Valid Center Frequency for 40 MHz Band	Valid Center Frequency for 5/10 MHz Band	Conducted Power	EIRP Power
Tajikistan	5150-5250	5160-5240 every 5 MHz	5170-5230 every 5 MHz	5155-5250 every 5 MHz	20	
Turkmenistan	5150-5250	5160-5240 every 5 MHz	5170-5230 every 5 MHz	5155-5250 every 5 MHz	20	
Ukraine	5150-5250	5160-5240 every 5 MHz	5170-5230 every 5 MHz	5155-5250 every 5 MHz	18	
Uganda	5150-5250	5160-5240 every 5 MHz	5170-5230 every 5 MHz	5155-5250 every 5 MHz	27	30
United States	5150-5250	5180-5240 every 5 MHz	5190-5230 every 5 MHz	5160-5245 every 5 MHz	20	36 for non PTP AP. 53 for other modes.
Uzbekistan	5150-5250	5160-5240 every 5 MHz	5170-5230 every 5 MHz	5155-5250 every 5 MHz	20	
Venezuela	5150-5250	5160-5240 every 5 MHz	5170-5230 every 5 MHz	5155-5250 every 5 MHz	20	
U.S. Virgin Islands	5150-5250	5180-5240 every 5 MHz	5190-5230 every 5 MHz	5160-5245 every 5 MHz	20	36 for non PTP AP. 53 for other modes.

Caution

For countries that follow FCC regulations, the combined conducted power must be reduced according to Table 109 for the lower edge of the 5.1 GHz band in order to meet restricted band requirements.

Table 109 Regulatory limits - 5.2 GHz

Country	Frequency range	Valid Center Frequency for 20 MHz Band	Valid Center Frequency for 40 MHz Band	Valid Center Frequency for 5/10 MHz Band[1]	Conducted Power	EIRP Power	DFS
Armenia	5250-5350	5270 to 5330 every 5MHz	5280 to 5320 every 5MHz	5255 to 5345 every 5MHz	18		No
Argentina	5250-5350	5260 to 5340 every 5MHz	5270 to 5330 every 5MHz	5255 to 5345 every 5MHz	18		Yes
Azerbaijan	5250-5350	5260 to 5340 every 5MHz	5270 to 5330 every 5MHz	5255 to 5345 every 5MHz	18		No
Belarus	5250-5350	5260 to 5340 every 5MHz	5270 to 5330 every 5MHz	5255 to 5345 every 5MHz	18		No
Canada	5250-5350	5280 to 5320 every 5MHz	5290 to 5310 every 5MHz	5280 to 5320 every 5MHz	12 for 20 MHz, 13 for 40 MHz	30 for 20 MHz and 40 MHz, 27 for 10 MHz, 24 for 5 MHz	Yes
Chile	5250-5350	5270 to 5330 every 5MHz	5280 to 5320 every 5MHz	5255 to 5345 every 5MHz	18		Yes
Colombia	5250-5350	5270 to 5330 every 5MHz	5280 to 5320 every 5MHz	5255 to 5345 every 5MHz	18		Yes
Ecuador	5250-5350	5260 to 5340 every 5MHz	5270 to 5330 every 5MHz	5255 to 5345 every 5MHz	18		No
Georgia	5250-5350	5260 to 5340 every 5MHz	5270 to 5330 every 5MHz	5255 to 5345 every 5MHz	18		No
Ghana	5250-5350	5270 to 5330 every 5MHz	5280 to 5320 every 5MHz	5255 to 5345 every 5MHz	18		Yes
Guam	5250-5350	5245 to 5320 every 5MHz	5235 to 5310 every 5MHz	5250 to 5320 every 5MHz	13	30 for 20 MHz and 40 MHz, 27 for 10 MHz, 24 for 5 MHz	Yes
Hong Kong	5250-5350	5270 to 5330 every 5MHz	5280 to 5320 every 5MHz	5255 to 5345 every 5MHz	18		Yes
Kazakhstan	5250-5350	5260 to 5340 every 5MHz	5270 to 5330 every 5MHz	5255 to 5345 every 5MHz	18		No
Kenya	5250-5350	5270 to 5330 every 5MHz	5280 to 5320 every 5MHz	5255 to 5345 every 5MHz	18		Yes
Kyrgyzstan	5250-5350	5260 to 5340 every 5MHz	5270 to 5330 every 5MHz	5255 to 5345 every 5MHz	18		No
Malaysia	5250-5350	5270 to 5330 every 5MHz	5280 to 5320 every 5MHz	5255 to 5345 every 5MHz	18		Yes
Moldova	5250-5350	5255 to 5350 every 5MHz	5255 to 5350 every 5MHz	5255 to 5350 every 5MHz	27		No
Other	5250-5350	5270 to 5330 every 5MHz	5280 to 5320 every 5MHz	5255 to 5345 every 5MHz	18		No
Peru	5250-5350	5245 to 5320 every 5MHz	5235 to 5310 every 5MHz	5250 to 5320 every 5MHz	13	30 for 20 MHz and 40 MHz, 27 for 10 MHz, 24 for 5 MHz	Yes
Philippines	5250-5350	5260 to 5340 every 5MHz	5270 to 5330 every 5MHz	5255 to 5345 every 5MHz	18		Yes
Puerto Rico	5250-5350	5280 to 5320 every 5MHz	5290 to 5310 every 5MHz	5255 to 5345 every 5MHz	13		Yes

[1] 5 MHz Channel bandwidth not available for DFS regions/bands.

Country	Frequency range	Valid Center Frequency for 20 MHz Band	Valid Center Frequency for 40 MHz Band	Valid Center Frequency for 5/10 MHz Band[1]	Conducted Power	EIRP Power	DFS
Russia	5250-5350	5260 to 5340 every 5MHz	5270 to 5330 every 5MHz	5255 to 5345 every 5MHz	18		No
Taiwan	5250-5350	5270 to 5330 every 5MHz	5280 to 5320 every 5MHz	5255 to 5345 every 5MHz	13	23	Yes
Tajikistan	5250-5350	5260 to 5340 every 5MHz	5270 to 5330 every 5MHz	5255 to 5345 every 5MHz	18		No
Thailand	5250-5350	5245 to 5320 every 5MHz	5235 to 5310 every 5MHz	5250 to 5320 every 5MHz	13	30 for 20 MHz and 40 MHz, 27 for 10 MHz, 24 for 5 MHz	FCC
Turkmenistan	5250-5350	5260 to 5340 every 5MHz	5270 to 5330 every 5MHz	5255 to 5345 every 5MHz	18		No
U.S. Virgin Islands	5250-5350	5260 to 5340 every 5MHz	5270 to 5330 every 5MHz	5255 to 5345 every 5MHz	18		Yes
Uganda	5250-5350	5270 to 5330 every 5MHz	5280 to 5320 every 5MHz	5255 to 5345 every 5MHz	18		Yes
Ukraine	5250-5350	5260 to 5340 every 5MHz	5270 to 5330 every 5MHz	5255 to 5345 every 5MHz	18		No
United States	5250-5350	5260 to 5340 every 5MHz	5270 to 5330 every 5MHz	5255 to 5345 every 5MHz	18		Yes
Uzbekistan	5250-5350	5260 to 5340 every 5MHz	5270 to 5330 every 5MHz	5255 to 5345 every 5MHz	18		No
Venezuela	5250-5350	5280 to 5320 every 5MHz	5290 to 5310 every 5MHz	5280 to 5320 every 5MHz	12 for 20 MHz, 13 for 40 MHz	30 for 20 MHz and 40 MHz, 27 for 10 MHz, 24 for 5 MHz	No

Table 110 Regulatory limits - 5.3 GHz

Country	Frequency range	Valid Center Frequency for 20 MHz Band	Valid Center Frequency for 40 MHz Band	Valid Center Frequency for 5/10 MHz Band	Conducted Power	EIRP Power	DFS
Other	5350-5470	5355 to 5470 every 5MHz	5355 to 5470 every 5MHz	5355 to 5470 every 5MHz	27		No

Table 111 Regulatory limits - 5.4 GHz

Country	Frequency range	Valid Center Frequency for 20 MHz Band	Valid Center Frequency for 40 MHz Band	Valid Center Frequency for 5/10 MHz Band[2]	Conducted Power	EIRP Power	DFS
Argentina	5470-5725	5480 to 5730 every 5MHz	5490 to 5740 every 5MHz	5475 to 5725 every 5MHz	19		None
Armenia	5470-5725	5480 to 5730 every 5MHz	5490 to 5740 every 5MHz	5475 to 5725 every 5MHz	19		None
Australia	5470-5600, 5650-5725	5480 to 5590 every 5MHz, 5660 to 5715 every 5 MHz	5490 to 5580 every 5MHz, 5670 to 5705 every 5 MHz	5475 to 5595 every 5MHz, 5655 to 5720 every 5 MHz	15	30 for 20 MHz and 40 MHz, 27 for 10 MHz, 24 for 5 MHz	ETSI
Austria	5470-5600, 5650-5725	5480 to 5590 every 5MHz, 5660 to 5715 every 5 MHz	5490 to 5580 every 5MHz, 5670 to 5705 every 5 MHz	5475 to 5595 every 5MHz, 5655 to 5720 every 5 MHz	15	30 for 20 MHz and 40MHz, 27 for 10 MHz, 24 for 5 MHz	ETSI
Azerbaijan	5470-5725	5480 to 5730 every 5MHz	5490 to 5740 every 5MHz	5475 to 5725 every 5MHz	19		None
Belarus	5470-5725	5480 to 5730 every 5MHz	5490 to 5740 every 5MHz	5475 to 5725 every 5MHz	19		None
Belgium	5470-5600, 5650-5725	5480 to 5590 every 5MHz, 5660 to 5715 every 5 MHz	5490 to 5580 every 5MHz, 5670 to 5705 every 5 MHz	5475 to 5595 every 5MHz, 5655 to 5720 every 5 MHz	15	30 for 20 MHz and 40MHz, 27 for 10 MHz, 24 for 5 MHz	ETSI
Bosnia and Herzegovina	5470-5600, 5650-5725	5480 to 5590 every 5MHz, 5660 to 5715 every 5 MHz	5490 to 5580 every 5MHz, 5670 to 5705 every 5 MHz	5475 to 5595 every 5MHz, 5655 to 5720 every 5 MHz	15	30 for 20 MHz and 40MHz, 27 for 10 MHz, 24 for 5 MHz	ETSI
Brazil	5470-5725	5480 to 5715 every 5MHz	5490 to 5705 every 5MHz	5475 to 5720 every 5MHz	16	30	FCC
Bulgaria	5470-5600, 5650-5725	5480 to 5590 every 5MHz, 5660 to 5715 every 5 MHz	5490 to 5580 every 5MHz, 5670 to 5705 every 5 MHz	5475 to 5595 every 5MHz, 5655 to 5720 every 5 MHz	15	30 for 20 MHz and 40MHz, 27 for 10 MHz, 24 for 5 MHz	ETSI
Canada	5470-5600, 5650-5725	5495 to 5590 every 5MHz, 5660 to 5705 every 5 MHz	5510 to 5580 every 5MHz, 5670 to 5695 every 5 MHz	5495 to 5595 every 5MHz, 5655 to 5705 every 5 MHz	14	30 for 20 MHz and 40MHz, 27 for 10 MHz, 24 for 5 MHz	FCC
Chile	5470-5725	5480 to 5715 every 5MHz	5490 to 5705 every 5MHz	5475 to 5720 every 5MHz	16	30	FCC
Colombia	5470-5725	5480 to 5715 every 5MHz	5490 to 5705 every 5MHz	5475 to 5720 every 5MHz	16	30	FCC
Croatia	5470-5600, 5650-5725	5480 to 5590 every 5MHz, 5660 to 5715 every 5 MHz	5490 to 5580 every 5MHz, 5670 to 5705 every 5 MHz	5475 to 5595 every 5MHz, 5655 to 5720 every 5 MHz	15	30 for 20 MHz and 40MHz, 27 for 10 MHz, 24 for 5 MHz	ETSI
Cyprus	5470-5600, 5650-5725	5480 to 5590 every 5MHz, 5660 to 5715 every 5 MHz	5490 to 5580 every 5MHz, 5670 to 5705 every 5 MHz	5475 to 5595 every 5MHz, 5655 to 5720 every 5 MHz	15	30 for 20 MHz and 40MHz, 27 for 10 MHz, 24 for 5 MHz	ETSI
Czech Republic	5470-5600,5650-5725	5480 to 5590 every 5MHz, 5660 to 5715 every 5 MHz	5490 to 5580 every 5MHz, 5670 to 5705 every 5 MHz	5475 to 5595 every 5MHz, 5655 to 5720 every 5 MHz	15	30 for 20 MHz and 40MHz, 27 for 10 MHz, 24 for 5 MHz	ETSI
Denmark	5470-5600, 5650-5725	5480 to 5590 every 5MHz, 5660 to 5715 every 5 MHz	5490 to 5580 every 5MHz, 5670 to 5705 every 5 MHz	5475 to 5595 every 5MHz, 5655 to 5720 every 5 MHz	15	30 for 20M and 40M, 27 for 10M, 24 for 5M	ETSI
Ecuador	5470-5725	5480 to 5715 every 5MHz	5490 to 5705 every 5MHz	5475 to 5720 every 5MHz	16	30 for 20 MHz and 40MHz, 27	None

[2] 5 MHz Channel bandwidth not available for DFS regions/bands.

Country	Frequency range	Valid Center Frequency for 20 MHz Band	Valid Center Frequency for 40 MHz Band	Valid Center Frequency for 5/10 MHz Band[2]	Conducted Power	EIRP Power	DFS
						for 10 MHz, 24 for 5 MHz	
Finland	5470-5600, 5650-5725	5480 to 5590 every 5MHz, 5660 to 5715 every 5 MHz	5490 to 5580 every 5MHz, 5670 to 5705 every 5 MHz	5475 to 5595 every 5MHz, 5655 to 5720 every 5 MHz	15	30 for 20 MHz and 40MHz, 27 for 10 MHz, 24 for 5 MHz	ETSI
France	5470-5600, 5650-5725	5480 to 5590 every 5MHz, 5660 to 5715 every 5 MHz	5490 to 5580 every 5MHz, 5670 to 5705 every 5 MHz	5475 to 5595 every 5MHz, 5655 to 5720 every 5 MHz	15	30 for 20 MHz and 40MHz, 27 for 10 MHz, 24 for 5 MHz	ETSI
Generic ETSI	5470-5600, 5650-5725	5480 to 5590 every 5MHz, 5660 to 5715 every 5 MHz	5490 to 5580 every 5MHz, 5670 to 5705 every 5 MHz	5475 to 5595 every 5MHz, 5655 to 5720 every 5 MHz	15	30 for 20 MHz and 40MHz, 27 for 10 MHz, 24 for 5 MHz	ETSI
Georgia	5470-5725	5480 to 5730 every 5MHz	5490 to 5740 every 5MHz	5475 to 5725 every 5MHz	19		None
Germany	5470-5600, 5650-5725	5480 to 5590 every 5MHz, 5660 to 5715 every 5 MHz	5490 to 5580 every 5MHz, 5670 to 5705 every 5 MHz	5475 to 5595 every 5MHz, 5655 to 5720 every 5 MHz	15	30 for 20 MHz and 40MHz, 27 for 10 MHz, 24 for 5 MHz	ETSI
Ghana	5470-5725	5480 to 5715 every 5MHz	5490 to 5705 every 5MHz	5475 to 5720 every 5MHz	16	30	FCC
Greece	5470-5600, 5650-5725	5480 to 5590 every 5MHz, 5660 to 5715 every 5 MHz	5490 to 5580 every 5MHz, 5670 to 5705 every 5 MHz	5475 to 5595 every 5MHz, 5655 to 5720 every 5 MHz	15	30 for 20 MHz and 40MHz, 27 for 10 MHz, 24 for 5 MHz	ETSI
Guam	5470-5600, 5650-5725	5495 to 5590 every 5MHz, 5660 to 5705 every 5 MHz	5510 to 5580 every 5MHz, 5670 to 5695 every 5 MHz	5495 to 5595 every 5MHz, 5655 to 5705 every 5 MHz	14	30 for 20 MHz and 40MHz, 27 for 10 MHz, 24 for 5 MHz	FCC
Hong Kong	5470-5725	5480 to 5715 every 5MHz	5490 to 5705 every 5MHz	5475 to 5720 every 5MHz	15	30	FCC
Hungary	5470-5600, 5650-5725	5480 to 5590 every 5MHz, 5660 to 5715 every 5 MHz	5490 to 5580 every 5MHz, 5670 to 5705 every 5 MHz	5475 to 5595 every 5MHz, 5655 to 5720 every 5 MHz	15	30 for 20 MHz and 40MHz, 27 for 10 MHz, 24 for 5 MHz	ETSI
Ireland	5470-5600, 5650-5725	5480 to 5590 every 5MHz, 5660 to 5715 every 5 MHz	5490 to 5580 every 5MHz, 5670 to 5705 every 5 MHz	5475 to 5595 every 5MHz, 5655 to 5720 every 5 MHz	15	30 for 20 MHz and 40MHz, 27 for 10 MHz, 24 for 5 MHz	ETSI
Italy	5470-5600, 5650-5725	5480 to 5590 every 5MHz, 5660 to 5715 every 5 MHz	5490 to 5580 every 5MHz, 5670 to 5705 every 5 MHz	5475 to 5595 every 5MHz, 5655 to 5720 every 5 MHz	15	30 for 20 MHz and 40MHz, 27 for 10 MHz, 24 for 5 MHz	ETSI
Kazakhstan	5470-5725	5480 to 5730 every 5MHz	5490 to 5740 every 5MHz	5475 to 5725 every 5MHz	19		
Kenya	5470-5725	5480 to 5715 every 5MHz	5490 to 5705 every 5MHz	5475 to 5720 every 5MHz	16	30 for 20 MHz and 40MHz, 27 for 10 MHz, 24 for 5 MHz	FCC
Kyrgyzstan	5470-5725	5480 to 5730 every 5MHz	5490 to 5740 every 5MHz	5475 to 5725 every 5MHz	19		None
Latvia	5470-5600, 5650-5725	5480 to 5590 every 5MHz, 5660 to 5715 every 5 MHz	5490 to 5580 every 5MHz, 5670 to 5705 every 5 MHz	5475 to 5595 every 5MHz, 5655 to 5720 every 5 MHz	15	30 for 20 MHz and 40MHz, 27 for 10 MHz, 24 for 5 MHz	ETSI
Liechtenstein	5470-5600, 5650-5725	5480 to 5590 every 5MHz, 5660 to 5715 every 5 MHz	5490 to 5580 every 5MHz, 5670 to 5705 every 5 MHz	5475 to 5595 every 5MHz, 5655 to 5720 every 5 MHz	15	30 for 20 MHz and 40MHz, 27 for 10 MHz, 24 for 5 MHz	ETSI

Country	Frequency range	Valid Center Frequency for 20 MHz Band	Valid Center Frequency for 40 MHz Band	Valid Center Frequency for 5/10 MHz Band[2]	Conducted Power	EIRP Power	DFS
Lithuania	5470-5600, 5650-5725	5480 to 5590 every 5MHz, 5660 to 5715 every 5 MHz	5490 to 5580 every 5MHz, 5670 to 5705 every 5 MHz	5475 to 5595 every 5MHz, 5655 to 5720 every 5 MHz	15	30 for 20 MHz and 40MHz, 27 for 10 MHz, 24 for 5 MHz	ETSI
Luxembourg	5470-5600, 5650-5725	5480 to 5590 every 5MHz, 5660 to 5715 every 5 MHz	5490 to 5580 every 5MHz, 5670 to 5705 every 5 MHz	5475 to 5595 every 5MHz, 5655 to 5720 every 5 MHz	15	30 for 20 MHz and 40MHz, 27 for 10 MHz, 24 for 5 MHz	ETSI
Macedonia	5470-5600, 5650-5725	5480 to 5590 every 5MHz, 5660 to 5715 every 5 MHz	5490 to 5580 every 5MHz, 5670 to 5705 every 5 MHz	5475 to 5595 every 5MHz, 5655 to 5720 every 5 MHz	15	30 for 20 MHz and 40MHz, 27 for 10 MHz, 24 for 5 MHz	ETSI
Malaysia	5470-5725	5480 to 5730 every 5MHz	5490 to 5740 every 5MHz	5475 to 5725 every 5MHz	19		None
Malta	5470-5600, 5650-5725	5480 to 5590 every 5MHz, 5660 to 5715 every 5 MHz	5490 to 5580 every 5MHz, 5670 to 5705 every 5 MHz	5475 to 5595 every 5MHz, 5655 to 5720 every 5 MHz	15	30 for 20 MHz and 40MHz, 27 for 10 MHz, 24 for 5 MHz	ETSI
Mauritius	5470-5725	5480 to 5715 every 5MHz	5490 to 5705 every 5MHz	5475 to 5720 every 5MHz	15	30 for 20 MHz and 40MHz, 27 for 10 MHz, 24 for 5 MHz	ETSI
Mexico	5470-5600, 5650-5725	5495 to 5590 every 5MHz, 5660 to 5705 every 5 MHz	5510 to 5580 every 5MHz, 5670 to 5695 every 5 MHz	5475 to 5595 every 5MHz, 5655 to 5720 every 5 MHz	16	30 for 20 MHz and 40MHz, 27 for 10 MHz, 24 for 5 MHz	FCC
Moldova	5470-5725	5480 to 5730 every 5MHz	5490 to 5740 every 5MHz	5475 to 5725 every 5MHz	19		None
Netherlands	5470-5600, 5650-5725	5480 to 5590 every 5MHz, 5660 to 5715 every 5 MHz	5490 to 5580 every 5MHz, 5670 to 5705 every 5 MHz	5475 to 5595 every 5MHz, 5655 to 5720 every 5 MHz	15	30 for 20 MHz and 40MHz, 27 for 10 MHz, 24 for 5 MHz	ETSI
Netherlands Antilles	5470-5600, 5650-5725	5480 to 5590 every 5MHz, 5660 to 5715 every 5 MHz	5490 to 5580 every 5MHz, 5670 to 5705 every 5 MHz	5475 to 5595 every 5MHz, 5655 to 5720 every 5 MHz	15	30 for 20 MHz and 40MHz, 27 for 10 MHz, 24 for 5 MHz	ETSI
Nigeria	5470-5725	5480 to 5715 every 5MHz	5490 to 5705 every 5MHz	5475 to 5720 every 5MHz	15	36	None
Norway	5470-5600, 5650-5725	5480 to 5590 every 5MHz, 5660 to 5715 every 5 MHz	5490 to 5580 every 5MHz, 5670 to 5705 every 5 MHz	5475 to 5595 every 5MHz, 5655 to 5720 every 5 MHz	15	30 for 20 MHz and 40MHz, 27 for 10 MHz, 24 for 5 MHz	ETSI
Oman	5470-5725	5480 to 5715 every 5MHz	5490 to 5705 every 5MHz	5475 to 5720 every 5MHz	15	30 for 20 MHz and 40MHz, 27 for 10 MHz, 24 for 5 MHz	ETSI
Other	5470-5725	5475 to 5730 every 5MHz	5475 to 5740 every 5MHz	5475 to 5725 every 5MHz	30		None
Peru	5470-5725	5480 to 5715 every 5MHz	5490 to 5705 every 5MHz	5475 to 5720 every 5MHz	16	30	ETSI
Philippines	5470-5725	5480 to 5730 every 5MHz	5490 to 5740 every 5MHz	5475 to 5725 every 5MHz	19	26	None
Poland	5470-5600, 5650-5725	5480 to 5590 every 5MHz, 5660 to 5715 every 5 MHz	5490 to 5580 every 5MHz, 5670 to 5705 every 5 MHz	5475 to 5595 every 5MHz, 5655 to 5720 every 5 MHz	15	30 for 20 MHz and 40MHz, 27 for 10 MHz, 24 for 5 MHz	ETSI
Portugal	5470-5600, 5650-5725	5480 to 5590 every 5MHz, 5660 to 5715 every 5 MHz	5490 to 5580 every 5MHz, 5670 to 5705 every 5 MHz	5475 to 5595 every 5MHz, 5655 to 5720 every 5 MHz	15	30 for 20 MHz and 40MHz, 27 for 10 MHz, 24 for 5 MHz	ETSI

Country	Frequency range	Valid Center Frequency for 20 MHz Band	Valid Center Frequency for 40 MHz Band	Valid Center Frequency for 5/10 MHz Band[2]	Conducted Power	EIRP Power	DFS
Puerto Rico	5470-5600, 5650-5725	5495 to 5590 every 5MHz, 5660 to 5705 every 5 MHz	5510 to 5580 every 5MHz, 5670 to 5695 every 5 MHz	5495 to 5595 every 5MHz, 5655 to 5705 every 5 MHz	14	30 for 20 MHz and 40MHz, 27 for 10 MHz, 24 for 5 MHz	FCC
Romania	5470-5600, 5650-5725	5480 to 5590 every 5MHz, 5660 to 5715 every 5 MHz	5490 to 5580 every 5MHz, 5670 to 5705 every 5 MHz	5475 to 5595 every 5MHz, 5655 to 5720 every 5 MHz	15	30 for 20 MHz and 40MHz, 27 for 10 MHz, 24 for 5 MHz	ETSI
Russia	5470-5725	5480 to 5730 every 5MHz	5490 to 5740 every 5MHz	5475 to 5725 every 5MHz	19		None
Serbia	5470-5600, 5650-5725	5480 to 5590 every 5MHz, 5660 to 5715 every 5 MHz	5490 to 5580 every 5MHz, 5670 to 5705 every 5 MHz	5475 to 5595 every 5MHz, 5655 to 5720 every 5 MHz	15	30 for 20 MHz and 40MHz, 27 for 10 MHz, 24 for 5 MHz	ETSI
Slovakia	5470-5600, 5650-5725	5480 to 5590 every 5MHz, 5660 to 5715 every 5 MHz	5490 to 5580 every 5MHz, 5670 to 5705 every 5 MHz	5475 to 5595 every 5MHz, 5655 to 5720 every 5 MHz	15	30 for 20 MHz and 40MHz, 27 for 10 MHz, 24 for 5 MHz	ETSI
Slovenia	5470-5600, 5650-5725	5480 to 5590 every 5MHz, 5660 to 5715 every 5 MHz	5490 to 5580 every 5MHz, 5670 to 5705 every 5 MHz	5475 to 5595 every 5MHz, 5655 to 5720 every 5 MHz	15	30 for 20 MHz and 40MHz, 27 for 10 MHz, 24 for 5 MHz	ETSI
South Africa	5470-5725	5480 to 5715 every 5MHz	5490 to 5705 every 5MHz	5475 to 5720 every 5MHz	15	30	FCC
South Korea	5470-5650	5480 to 5640 every 5MHz	NA	5475 to 5645 every 5MHz	16	30	ETSI
Spain	5470-5600, 5650-5725	5480 to 5590 every 5MHz, 5660 to 5715 every 5 MHz	5490 to 5580 every 5MHz, 5670 to 5705 every 5 MHz	5475 to 5595 every 5MHz, 5655 to 5720 every 5 MHz	15	30 for 20 MHz and 40MHz, 27 for 10 MHz, 24 for 5 MHz	ETSI
Sweden	5470-5600, 5650-5725	5480 to 5590 every 5MHz, 5660 to 5715 every 5 MHz	5490 to 5580 every 5MHz, 5670 to 5705 every 5 MHz	5475 to 5595 every 5MHz, 5655 to 5720 every 5 MHz	15	30 for 20 MHz and 40MHz, 27 for 10 MHz, 24 for 5 MHz	ETSI
Switzerland	5470-5600, 5650-5725	5480 to 5590 every 5MHz, 5660 to 5715 every 5 MHz	5490 to 5580 every 5MHz, 5670 to 5705 every 5 MHz	5475 to 5595 every 5MHz, 5655 to 5720 every 5 MHz	15	30 for 20 MHz and 40MHz, 27 for 10 MHz, 24 for 5 MHz	ETSI
Taiwan	5470-5600, 5650-5725	5495 to 5590 every 5MHz, 5660 to 5705 every 5 MHz	5510 to 5580 every 5MHz, 5670 to 5695 every 5 MHz	5495 to 5590 every 5MHz, 5660 to 5705 every 5 MHz	14	30 for 20 MHz and 40MHz, 27 for 10 MHz, 24 for 5 MHz	FCC
Tajikistan	5470-5725	5480 to 5730 every 5MHz	5490 to 5740 every 5MHz	5475 to 5725 every 5MHz	19		None
Thailand	5470-5725	5480 to 5715 every 5MHz	5490 to 5705 every 5MHz	5475 to 5720 every 5MHz	16	30 for 20 MHz and 40MHz, 27 for 10 MHz, 24 for 5 MHz	FCC
Turkey	5470-5725	5480 to 5715 every 5MHz	5490 to 5705 every 5MHz	5475 to 5720 every 5MHz	15	30 for 20 MHz and 40MHz, 27 for 10 MHz, 24 for 5 MHz	ETSI
Turkmenistan	5470-5725	5480 to 5730 every 5MHz	5490 to 5740 every 5MHz	5475 to 5725 every 5MHz	19		None
U.S. Virgin Islands	5470-5600, 5650-5725	5495 to 5590 every 5MHz, 5660 to 5705 every 5 MHz	5510 to 5580 every 5MHz, 5670 to 5695 every 5 MHz	5495 to 5595 every 5MHz, 5655 to 5705 every 5 MHz	14	30 for 20 MHz and 40MHz, 27 for 10 MHz, 24 for 5 MHz	FCC
Uganda	5470-5725	5480 to 5715 every 5MHz	5490 to 5705 every 5MHz	5475 to 5720 every 5MHz	30	30 for 20 MHz and 40MHz, 27	FCC

Country	Frequency range	Valid Center Frequency for 20 MHz Band	Valid Center Frequency for 40 MHz Band	Valid Center Frequency for 5/10 MHz Band[2]	Conducted Power	EIRP Power	DFS
						for 10 MHz, 24 for 5 MHz	
Ukraine	5470-5725	5480 to 5730 every 5MHz	5490 to 5740 every 5MHz	5475 to 5725 every 5MHz	19		
United Kingdom[3]	5470-5600, 5650-5725	5480 to 5590 every 5MHz, 5660 to 5715 every 5 MHz	5490 to 5580 every 5MHz, 5670 to 5705 every 5 MHz	5475 to 5595 every 5MHz, 5655 to 5720 every 5 MHz	15	30 for 20 MHz and 40MHz, 27 for 10 MHz, 24 for 5 MHz	ETSI
United States	5470-5600, 5650-5725	5495 to 5590 every 5MHz, 5660 to 5705 every 5 MHz	5510 to 5580 every 5MHz, 5670 to 5695 every 5 MHz	5495 to 5595 every 5MHz, 5655 to 5705 every 5 MHz	14	30 for 20 MHz and 40MHz, 27 for 10 MHz, 24 for 5 MHz	FCC
Uzbekistan	5470-5725	5480 to 5730 every 5MHz	5490 to 5740 every 5MHz	5475 to 5725 every 5MHz	19		None
Venezuela	5470-5725	5480 to 5730 every 5MHz	5490 to 5740 every 5MHz	5475 to 5725 every 5MHz	19	30	None

[3] The band 5600 MHz to 5650 MHz is reserved for the use of weather radars.

Table 112 Regulatory limits - 5.8/5.9 GHz

Country	Frequency ranges	Valid Center Frequency for 20 MHz Band	Valid Center Frequency for 40 MHz Band	Valid Center Frequency for 5/10 MHz Band[4]	Conducted Power	EIRP Power	DFS
Argentina	5725-5850	5735 to 5840 every 5 MHz	5745 to 5830 every 5 MHz	5730 to 5845 every 5 MHz	23		None
Armenia	5725-5980	5735 to 5970 every 5 MHz	5745 to 5960 every 5 MHz	5730 to 5975 every 5 MHz	23		None
Australia	5725-5850	5740 to 5835 every 5 MHz	5750 to 5825 every 5 MHz	5730 to 5845 every 5 MHz	23	36	None
Azerbaijan	5725-5980	5735 to 5970 every 5 MHz	5745 to 5960 every 5 MHz	5730 to 5975 every 5 MHz	23		None
Bahrain	5725-5850	5735 to 5840 every 5 MHz	5745 to 5830 every 5 MHz	5730 to 5845 every 5 MHz	23	33	ETSI
Bangladesh	5725-5825	5735 to 5840 every 5 MHz	5745 to 5830 every 5 MHz	5730 to 5845 every 5 MHz	30		None
Belarus	5725-5980	5735 to 5970 every 5 MHz	5745 to 5960 every 5 MHz	5730 to 5975 every 5 MHz	23		None
Botswana	5725-5875	5735 to 5865 every 5 MHz	5745 to 5855 every 5 MHz	5730 to 5870 every 5 MHz	23	40	No
Brazil	5725-5850	5740 to 5835 every 5 MHz	5750 to 5825 every 5 MHz	5730 to 5845 every 5 MHz	23	36 for PMP AP. No limit for other modes.	None
Canada	5725-5850	5740 to 5835 every 5 MHz	5750 to 5825 every 5 MHz	5740 to 5835 every 5 MHz	23 for PMP AP PMP, 30 for PTP and SM mode.	36 for PMP AP. No limit for other modes.	None
Chile	5725-5850	5735 to 5840 every 5 MHz	5745 to 5830 every 5 MHz	5730 to 5845 every 5 MHz	23	36	None
China	5725-5850	5740 to 5835 every 5 MHz	5750 to 5825 every 5 MHz	5730 to 5845 every 5 MHz	23	33	None
Colombia	5725-5825	5735 to 5815 every 5 MHz	5745 to 5805 every 5 MHz	5730 to 5820 every 5 MHz	23	36	None
Denmark	5725-5795, 5815-5875	5735 to 5785 every 5 MHz, 5825 to 5865 every 5 MHz	5745 to 5775 every 5 MHz, 5835 to 5855 every 5 MHz	5730 to 5790 every 5 MHz, 5820 to 5870 every 5 MHz	23	36	ETSI
Ecuador	5725-5850	5735 to 5840 every 5 MHz	5745 to 5830 every 5 MHz	5730 to 5845 every 5 MHz	23	53	None
Finland	5725-5795, 5815-5850	5735 to 5785 every 5 MHz, 5825 to 5840 every 5 MHz	5745 to 5775 every 5 MHz,	5730 to 5790 every 5 MHz, 5820 to 5845 every 5 MHz	23	36	ETSI
Georgia	5725-5980	5735 to 5970 every 5 MHz	5745 to 5960 every 5 MHz	5730 to 5975 every 5 MHz	23		None
Germany	5755-5875	5765 to 5865 every 5 MHz	5775 to 5855 every 5 MHz	5730 to 5870 every 5 MHz	23	36	ETSI
Ghana	5725-5825	5740 to 5810 every 5 MHz	5750 to 5800 every 5 MHz	5730 to 5820 every 5 MHz	23	36	FCC

[4] 5 MHz Channel bandwidth not available for DFS regions/bands.

Country	Frequency ranges	Valid Center Frequency for 20 MHz Band	Valid Center Frequency for 40 MHz Band	Valid Center Frequency for 5/10 MHz Band[4]	Conducted Power	EIRP Power	DFS
Greece	5725-5795	5735 to 5785 every 5 MHz	5745 to 5775 every 5 MHz	5730 to 5790 every 5 MHz	23	36	ETSI
Guam	5725-5850	5740 to 5835 every 5 MHz	5750 to 5825 every 5 MHz	5740 to 5835 every 5 MHz	23 for PMP AP PMP, 30 for PTP and SM mode.	36 for PMP AP. No limit for other modes.	None
Hong Kong	5725-5850	5740 to 5835 every 5 MHz	5750 to 5825 every 5 MHz	5730 to 5845 every 5 MHz	23	36	None
Iceland	5725-5875	5735 to 5865 every 5 MHz	5745 to 5855 every 5 MHz	5730 to 5870 every 5 MHz	23	36	ETSI
India	5825-5875	5835 to 5865 every 5 MHz	5845 to 5855 every 5 MHz	5830 to 5870 every 5 MHz	23	36	None
Indonesia	5725-5825	5735 to 5815 every 5 MHz	NA	5730 to 5820 every 5 MHz	23	36	None
Ireland	5725-5875	5740 to 5860 every 5 MHz	5750 to 5850 every 5 MHz	5730 to 5870 every 5 MHz	23	33	None
Kazakhstan	5725-5980	5735 to 5970 every 5 MHz	5745 to 5960 every 5 MHz	5730 to 5975 every 5 MHz	23		None
Kenya	5725-5850	5735 to 5840 every 5 MHz	5745 to 5830 every 5 MHz	5730 to 5845 every 5 MHz	23	36	None
Kyrgyzstan	5725-5980	5735 to 5970 every 5 MHz	5745 to 5960 every 5 MHz	5730 to 5975 every 5 MHz	23		None
Liechtenstein	5725-5795, 5815-5875	5735 to 5785 every 5 MHz, 5825 to 5865 every 5 MHz	5745 to 5775 every 5 MHz, 5835 to 5855 every 5 MHz	5730 to 5790 every 5 MHz, 5820 to 5870 every 5 MHz	23	36	ETSI
Malaysia	5725-5875	5740 to 5860 every 5 MHz	5750 to 5850 every 5 MHz	5730 to 5870 every 5 MHz	23	30	None
Mauritius	5725-5850	5735 to 5840 every 5 MHz	NA	5730 to 5845 every 5 MHz	23	36	ETSI
Mexico	5725-5850	5740 to 5835 every 5 MHz	5750 to 5825 every 5 MHz	5730 to 5845 every 5 MHz	23	36	None
Moldova	5725-5980	5735 to 5970 every 5 MHz	5745 to 5960 every 5 MHz	5730 to 5975 every 5 MHz	23		None
New Zealand	5725-5875 for PMP, 5725-5825 for PTP	5735 to 5865 for PMP, 5735 to 5815 every 5 MHz for PTP	5745 to 5855 for PMP, 5745 to 5805 every 5 MHz for PTP	5730 to 5870 for PMP, 5730 to 5820 every 5 MHz for PTP	23	36	No
Nigeria	5725-5850	5740 to 5835 every 5 MHz	5750 to 5825 every 5 MHz	5730 to 5845 every 5 MHz	23		ETSI
Norway	5725-5795, 5815-5850	5735 to 5785 every 5 MHz, 5825 to 5840 every 5 MHz	5745 to 5775 every 5 MHz,	5730 to 5790 every 5 MHz, 5820 to 5845 every 5 MHz	23	36	ETSI
Oman	5725-5850	5735 to 5840 every 5 MHz	5745 to 5830 every 5 MHz	5730 to 5845 every 5 MHz	23	33	ETSI
Other	5725-5980	5735 to 5970 every 5 MHz	5745 to 5960 every 5 MHz	5730 to 5975 every 5 MHz	30		None

Country	Frequency ranges	Valid Center Frequency for 20 MHz Band	Valid Center Frequency for 40 MHz Band	Valid Center Frequency for 5/10 MHz Band[4]	Conducted Power	EIRP Power	DFS
Peru	5725-5850	5735 to 5840 every 5 MHz	5745 to 5830 every 5 MHz	5730 to 5845 every 5 MHz	23	36	None
Philippines	5725-5825	5740 to 5810 every 5 MHz	5750 to 5800 every 5 MHz	5730 to 5820 every 5 MHz	23	30	No
Portugal	5725-5875	5735 to 5865 every 5 MHz	5745 to 5855 every 5 MHz	5730 to 5870 every 5 MHz	23	36	ETSI
Puerto Rico	5725-5850	5740 to 5835 every 5 MHz	5750 to 5825 every 5 MHz	5740 to 5835 every 5 MHz	23 for PMP AP PMP, 30 for PTP and SM mode.	36 for PMP AP. No limit for other modes.	None
Russia	5725-5980	5735 to 5970 every 5 MHz	5745 to 5960 every 5 MHz	5730 to 5975 every 5 MHz	23		None
Serbia	5725-5875	5735 to 5865 every 5 MHz	5745 to 5855 every 5 MHz	5730 to 5870 every 5 MHz	23	36	ETSI
Seychelles	5725-5850	5740 to 5835 every 5 MHz	5750 to 5825 every 5 MHz	5730 to 5845 every 5 MHz	23	36	ETSI
Singapore	5725-5850	5740 to 5835 every 5 MHz	5750 to 5825 every 5 MHz	5730 to 5845 every 5 MHz	23	30	ETSI
South Africa	5725-5850	5735 to 5840 every 5 MHz	5745 to 5830 every 5 MHz	5730 to 5845 every 5 MHz	30	36	No
South Korea	5725-5825	5740 to 5810 every 5 MHz	5750 to 5800 every 5 MHz	5730 to 5820 every 5 MHz	23	30	No
Spain	5725-5795, 5815-5855	5735 to 5785 every 5 MHz, 5825 to 5845 every 5 MHz	5745 to 5775 every 5 MHz, 5835 to 5835 every 5 MHz	5730 to 5790 every 5 MHz, 5820 to 5850 every 5 MHz	23	36	ETSI
Switzerland	5725-5795, 5815-5875	5735 to 5785 every 5 MHz, 5825 to 5865 every 5 MHz	5745 to 5775 every 5 MHz, 5835 to 5855 every 5 MHz	5730 to 5790 every 5 MHz, 5820 to 5870 every 5 MHz	23	36	ETSI
Taiwan	5725-5850	5740 to 5835 every 5 MHz	5750 to 5825 every 5 MHz	5730 to 5845 every 5 MHz	23 for PMP AP PMP, 30 for PTP and SM mode.	36 for PMP AP. No limit for other modes.	None
Tajikistan	5725-5980	5735 to 5970 every 5 MHz	5745 to 5960 every 5 MHz	5730 to 5975 every 5 MHz	23		None
Thailand	5725-5850	5740 to 5835 every 5 MHz	5750 to 5825 every 5 MHz	5730 to 5845 every 5 MHz	23	30	None
Turkmenistan	5725-5980	5735 to 5970 every 5 MHz	5745 to 5960 every 5 MHz	5730 to 5975 every 5 MHz	23		None
U.S. Virgin Islands	5725-5850	5740 to 5835 every 5 MHz	5750 to 5825 every 5 MHz	5740 to 5835 every 5 MHz	23 for PMP AP PMP, 30 for PTP and SM mode.	36 for PMP AP. No limit for other modes.	None
Uganda	5725-5825	5735 to 5815 every 5 MHz	5745 to 5805 every 5 MHz	5730 to 5820 every 5 MHz	30	32 dBm + 2 + (Configured Antenna Gain/3)	No
Ukraine	5725-5980	5735 to 5970 every 5 MHz	5745 to 5960 every 5 MHz	5730 to 5975 every 5 MHz	23		None

Country	Frequency ranges	Valid Center Frequency for 20 MHz Band	Valid Center Frequency for 40 MHz Band	Valid Center Frequency for 5/10 MHz Band[4]	Conducted Power	EIRP Power	DFS
United Kingdom[5]	5725-5795, 5815-5850	5735 to 5785 every 5 MHz, 5825 to 5840 every 5 MHz	5745 to 5775 every 5 MHz	5730 to 5790 every 5 MHz, 5820 to 5845 every 5 MHz	23	36	ETSI
United States	5725-5850	5740 to 5835 every 5 MHz	5750 to 5825 every 5 MHz	5740 to 5835 every 5 MHz	23 for PMP AP PMP, 30 for PTP and SM mode.	36 for PMP AP. No limit for other modes.	None
Uzbekistan	5725-5980	5735 to 5970 every 5 MHz	5745 to 5960 every 5 MHz	5730 to 5975 every 5 MHz	23		None
Venezuela	5725-5850	5735 to 5840 every 5 MHz	5745 to 5830 every 5 MHz	5730 to 5845 every 5 MHz	23	36	None
Vietnam	5725-5850	5735 to 5840 every 5 MHz	5745 to 5830 every 5 MHz	5730 to 5845 every 5 MHz	23	30	None

[5] 5795 MHz to 5815 MHz band is assigned for Road Transport and Traffic Telematics (RTTT).

Table 113 Regulatory limits - 2.4 GHz

Country	Frequency ranges	Valid Center Frequency for 20 MHz Band	Valid Center Frequency for 40 MHz Band	Valid Center Frequency for 5/10 MHz Band	Conducted Power	EIRP Power
Armenia	2400-2500	2412-2472 every 5MHz	2422-2462 every 5MHz	2407-2477 every 5MHz		
Argentina	2400-2500	2412-2472 every 5MHz	2422-2462 every 5MHz	2407-2477 every 5MHz	27	36
Australia	2400-2500	2412-2462 every 5MHz	2422-2452 every 5MHz	2407-2477 every 5MHz		36
Azerbaijan	2400-2500	2412-2472 every 5MHz	2422-2462 every 5MHz	2407-2477 every 5MHz		
Bahrain	2400-2500	2412-2472 every 5MHz	2422-2462 every 5MHz	2407-2477 every 5MHz		36
Brazil	2400-2500	2412-2472 every 5MHz	2422-2462 every 5MHz	2407-2477 every 5MHz	23	36
Belarus	2400-2500	2412-2472 every 5MHz	2422-2462 every 5MHz	2407-2477 every 5MHz		
Canada	2400-2500	2412-2462 every 5MHz	2427-2452 every 5MHz	2407-2467 every 5MHz		36 for PMP AP. 30 dBm + 6 + ((Configured Antenna Gain - 6)/3) for other modes.
Chile	2400-2500	2412-2472 every 5MHz	2422-2462 every 5MHz	2407-2477 every 5MHz	23	36
China	2400-2500	2412-2472 every 5MHz	2422-2462 every 5MHz	2407-2477 every 5MHz		36
Colombia	2400-2500	2412-2472 every 5MHz	2422-2462 every 5MHz	2407-2477 every 5MHz	23	36
Ecuador	2400-2500	2412-2472 every 5MHz	2422-2462 every 5MHz	2407-2477 every 5MHz		36
Georgia	2400-2500	2412-2472 every 5MHz	2422-2462 every 5MHz	2407-2477 every 5MHz		
Ghana	2400-2500	2412-2472 every 5MHz	2422-2462 every 5MHz	2407-2477 every 5MHz	23	36
Guam	2400-2500	2412-2462 every 5MHz	2427-2452 every 5MHz	2407-2467 every 5MHz		36 for PMP AP. 30 dBm + 6 + ((Configured Antenna Gain - 6)/3) for other modes.
Hong Kong	2400-2500	2412-2472 every 5MHz	2422-2462 every 5MHz	2407-2477 every 5MHz		36
Indonesia	2400-2500	2412-2472 every 5MHz	2422-2462 every 5MHz	2407-2477 every 5MHz	23	36
India	2400-2500	2412-2472 every 5MHz	2422-2462 every 5MHz	2407-2477 every 5MHz		36
Kenya	2400-2500	2412-2472 every 5MHz	2422-2462 every 5MHz	2407-2477 every 5MHz	23	36
Kyrgyzstan	2400-2500	2412-2472 every 5MHz	2422-2462 every 5MHz	2407-2477 every 5MHz	27	
South Korea	2400-2500	2412-2472 every 5MHz	2422-2462 every 5MHz	2407-2477 every 5MHz		36
Kazakhstan	2400-2500	2412-2472 every 5MHz	2422-2462 every 5MHz	2407-2477 every 5MHz		
Moldova	2400-2500	2412-2472 every 5MHz	2422-2462 every 5MHz	2407-2477 every 5MHz		
Mexico	2400-2500	2412-2472 every 5MHz	2422-2462 every 5MHz	2407-2477 every 5MHz		36

Country	Frequency ranges	Valid Center Frequency for 20 MHz Band	Valid Center Frequency for 40 MHz Band	Valid Center Frequency for 5/10 MHz Band	Conducted Power	EIRP Power
Malaysia	2400-2500	2412-2472 every 5MHz	2422-2462 every 5MHz	2407-2477 every 5MHz		36
Nigeria	2400-2500	2412-2472 every 5MHz	2422-2462 every 5MHz	2407-2477 every 5MHz		36
New Zealand	2400-2500	2412-2472 every 5MHz	2422-2462 every 5MHz	2407-2477 every 5MHz		36
Other	2400-2500	2412-2472 every 5MHz	2422-2462 every 5MHz	2407-2477 every 5MHz		
Peru	2400-2500	2412-2472 every 5MHz	2422-2462 every 5MHz	2407-2477 every 5MHz		36
Philippines	2400-2500	2412-2472 every 5MHz	2422-2462 every 5MHz	2407-2477 every 5MHz	23	36
Puerto Rico	2400-2500	2412-2462 every 5MHz	2427-2452 every 5MHz	2407-2467 every 5MHz		36 for PMP AP. 30 dBm + 6 + ((Configured Antenna Gain - 6)/3) for other modes.
Russia	2400-2500	2412-2472 every 5MHz	2422-2462 every 5MHz	2407-2477 every 5MHz		
Singapore	2400-2500	2412-2472 every 5MHz	2422-2462 every 5MHz	2407-2477 every 5MHz	23	36
Thailand	2400-2500	2412-2472 every 5MHz	2422-2462 every 5MHz	2407-2477 every 5MHz		20
Tajikistan	2400-2500	2412-2472 every 5MHz	2422-2462 every 5MHz	2407-2477 every 5MHz	27	
Turkmenistan	2400-2500	2412-2472 every 5MHz	2422-2462 every 5MHz	2407-2477 every 5MHz	27	
Taiwan	2400-2500	2412-2472 every 5MHz	2422-2462 every 5MHz	2407-2477 every 5MHz		36
Ukraine	2400-2500	2412-2472 every 5MHz	2422-2462 every 5MHz	2407-2477 every 5MHz		
Uganda	2400-2500	2412-2472 every 5MHz	2422-2462 every 5MHz	2407-2477 every 5MHz	23	
United States	2400-2500	2412-2462 every 5MHz	2427-2452 every 5MHz	2407-2467 every 5MHz	27	36 for PMP AP. 30 dBm + 6 + ((Configured Antenna Gain - 6)/3) for other modes.
Uzbekistan	2400-2500	2412-2472 every 5MHz	2422-2462 every 5MHz	2407-2477 every 5MHz	27	
Venezuela	2400-2500	2412-2472 every 5MHz	2422-2462 every 5MHz	2407-2477 every 5MHz	23	36
U.S. Virgin Islands	2400-2500	2412-2462 every 5MHz	2427-2452 every 5MHz	2407-2467 every 5MHz		36 for PMP AP. 30 dBm + 6 + ((Configured Antenna Gain - 6)/3) for other modes.
Vietnam	2400-2500	2412-2472 every 5MHz	2422-2462 every 5MHz	2407-2477 every 5MHz	23	36
South Africa	2400-2500	2412-2472 every 5MHz	2422-2462 every 5MHz	2407-2477 every 5MHz		36
CIS Countries	2400-2500	2412-2472 every 5MHz	2422-2462 every 5MHz	2407-2477 every 5MHz	27	36

Notifications

This section contains notifications of compliance with the radio regulations that are enforced in various regions.

2.4 GHZ, 5.4 GHZ REGULATORY COMPLIANCE

The ePMP complies with the regulations that are enforced in the USA, Canada and Europe. The relevant notifications are specified in this section.

2.4 GHz, 5.1 GHz, 5.4 GHz FCC and IC notification

U.S. Federal Communication Commission (FCC) and Industry Canada (IC) Notification.

This device complies with part 15.407 of the US FCC Rules and Regulations and with RSS-210 Issue 8 of Industry Canada. Operation is subject to the following two conditions: (1) This device may not cause harmful interference, and (2) This device must accept any interference received, including interference that may cause undesired operation. In Canada, users must be cautioned to take note that high power radars are allocated as primary users (meaning they have priority) of 5250 – 5350 MHz and 5470 – 5725 MHz and these radars could cause interference and/or damage to license-exempt local area networks (LELAN). To comply with FCC/IC RF exposure limits for general population or uncontrolled exposure, the antenna(s) used for the ePMP transmitter must be installed at a separation distance specified in Table 107 through Table 113.

For the connectorized version of the product and in order to reduce potential radio interference to other users, the antenna type and its gain must be so chosen that the equivalent isotropically radiated power (EIRP) is not more than that permitted by the regulations. The transmitted power must be reduced to achieve this requirement.

This equipment has been tested and found to comply with the limits for a Class B digital device, pursuant to Part 15 of the US FCC Rules and with RSS-210 of Industry Canada. These limits are designed to provide reasonable protection against harmful interference in a residential installation. This equipment generates, uses, and can radiate radio-frequency energy and, if not installed and used in accordance with these instructions, may cause harmful interference to radio communications. If this equipment does cause harmful interference to radio or television reception, which can be determined by turning the equipment on and off, the user is encouraged to correct the interference by one or more of the following measures:

- Increase the separation between the affected equipment and the unit;
- Connect the affected equipment to a power outlet on a different circuit from that which the receiver is connected to;
- Consult the dealer and/or experienced radio/TV technician for help.

FCC IDs and Industry Canada Certification Numbers are reproduced on the product label (Figure 26 and Figure 27).

End Product Labeling

The ePMP Module is labeled with its own FCC ID and IC Certification Number. If the FCC ID and IC Certification Number are not visible when the module is installed inside another device, then the outside of the device into which the module is installed must also display a label referring to the enclosed module. In that case, the final end product must be labeled in a visible area with the following:

Table 114 ePMP 2000 Product labeing

Region	Label
Access Point (AP)	“Contains Transmitter Module FCC ID: Z8H89FT0020” or “Contains FCC ID: Z8H89FT0020”

Table 115 ePMP 1000 Product labeing

Region	Label
Access Point (AP)	“Contains Transmitter Module FCC ID: Z8H89FT0006” or “Contains FCC ID: Z8H89FT0006”
Subscriber Module (SM)	“Contains Transmitter Module FCC ID: Z8H89FT0005” or “Contains FCC ID: Z8H89FT0005”
Access Point (AP) / Subscriber Module (SM)	“Contains Transmitter Module FCC ID: Z8H89FT0015” or “Contains FCC ID: Z8H89FT0015”
Access Point (AP) / Subscriber Module (SM)	“Contains Transmitter Module FCC ID: Z8H89FT0019” or “Contains FCC ID: Z8H89FT0019”

Figure 26 FCC and IC certifications on 5 GHz product labels

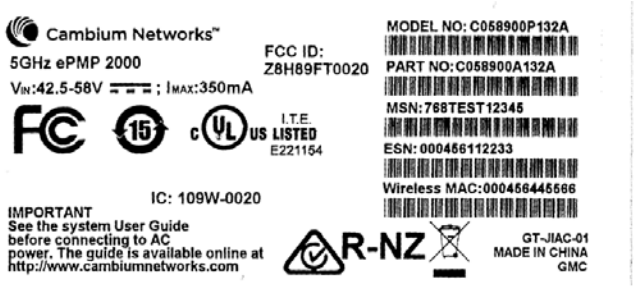

MODEL NO: C058900P112A
PART NO: C058900A112A
MSN: 6069NS006U
ESN: 0A003EA005B3
FCC ID: Z8H89FT0006
IC: 109W-0006
IMPORTANT
See the System User Guide before connecting to AC power. The guide is available online at http://www.cambiumnetworks.com
MADE IN CHINA
I.T.E.
US LISTED
E221154
VIN: 22V-56V ⎓ ; IMAX: 500mA
CAUTION
Class 2 only
50


MODEL NO: C058900P122A
PART NO: C058900A122A
MSN: 6069NS006U
ESN: 0A003EA005B3
FCC ID: Z8H89FT0005
IC: 109W-0005
IMPORTANT
See the System User Guide before connecting to AC power. The guide is available online at http://www.cambiumnetworks.com
MADE IN CHINA
I.T.E.
US LISTED
E221154
VIN: 22V-56V ⎓ ; IMAX: 500mA
CAUTION
Class 2 only
50


MODEL NO: C058900P132A
PART NO: C058900C132A
MSN: 6069NS006U
ESN: 0A003EA005B3
FCC ID: Z8H89FT0005
IC: 109W-0005
IMPORTANT
See the System User Guide before connecting to AC power. The guide is available online at http://www.cambiumnetworks.com
MADE IN CHINA
I.T.E.
US LISTED
E221154
VIN: 22V-56V ⎓ ; IMAX: 500mA
CAUTION
Class 2 only
50

PMN : 5GHz Force 180
VIN : 14-30V ⎓ ; IMAX : 500mA
Contains FCC ID : Z8H89FT0015
IC : 109W-0015
FVIN : R2.4.2
MODEL NO / HVIN: C058900P072A
PART NO: C058900C072A
MSN: 6068RC00050
ESN: 000456F80844
Wireless MAC: 000456F80845
IMPORTANT
See the System User Guide
before connecting to AC
power. The guide is available online at
http://www.cambiumnetworks.com
c UL US LISTED
I.T.E.
E221154
MADE IN XXXXX
24600001391A R01 XX XX


PMN : 5GHz Force 200
VIN : 14-30V ⎓ ; IMAX : 500mA
Contains FCC ID : Z8H89FT0015
IC: 109W-0015
FVIN : R2.4.2
IMPORTANT
See the System User Guide
before connecting to AC
power. The guide is available online at
http://www.cambiumnetworks.com
c UL US LISTED
I.T.E.
E221154
MADE IN XXXXX
24600001390A R01 XX XX
MODEL NO / HVIN: C058900P062A
PART NO: C058900C062A
MSN: 6068RE00050
ESN: 000456F80844
Wireless MAC: 000456F80845

Figure 27 FCC and IC certifications on 2.4 GHz product labels



Wherever necessary, the end user is responsible for obtaining any National licenses required to operate this product and these must be obtained before using the product in any particular country. Contact the appropriate national administrations for details on the conditions of use for the bands in question and any exceptions that might apply.

5.4 GHz European Union notification

The ePMP product is a two-way radio transceiver suitable for use in Broadband Wireless Access System (WAS), Radio Local Area Network (RLAN), or Fixed Wireless Access (FWA) systems. It is a Class 1 device and uses operating frequencies that are harmonized throughout the EU member states. The operator is responsible for obtaining any national licenses required to operate this product and these must be obtained before using the product in any particular country.

Hereby, Cambium Networks declares that the ePMP product complies with the essential requirements and other relevant provisions of Directive 1999/5/EC. The declaration of conformity may be consulted at the support website.

The European R&TTE directive 1999/5/EC Certification Number is reproduced on the product label (Figure 28).

Figure 28 European Union certification on 5.4 GHz product label

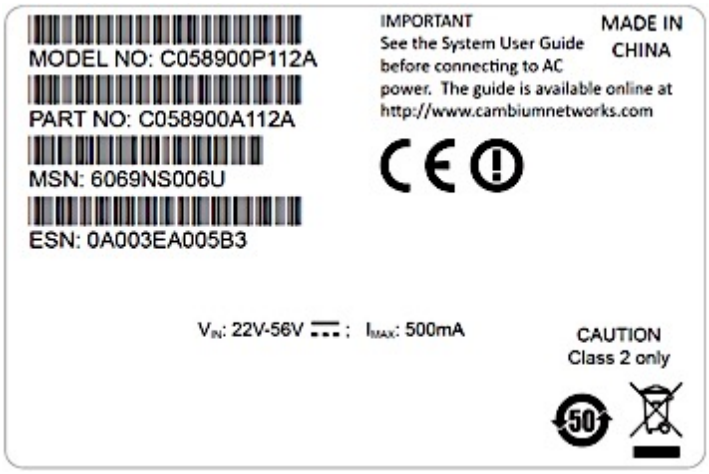

5.8 GHZ REGULATORY COMPLIANCE

This system has achieved Type Approval in various countries around the world. This means that the system has been tested against various local technical regulations and found to comply. The frequency band in which the system operates is "license exempt" and the system is allowed to be used provided it does not cause interference. The licensing authority does not guaranteed protection against interference from other products and installations.

For the connectorized version of the product and in order to reduce potential radio interference to other users, the antenna type and its gain should be so chosen that the Effective Isotropically Radiated Power (EIRP) is not more than that permitted for successful communication.

U.S. Federal Communication Commission (FCC)

This device complies with part 15 of the US FCC Rules. Operation is subject to the following two conditions: (1) This device may not cause harmful interference, and (2) This device must accept any interference received, including interference that may cause undesired operation.

This equipment has been tested and found to comply with the limits for a Class B digital device, pursuant to Part 15 of the US FCC Rules. These limits are designed to provide reasonable protection against harmful interference in a residential installation. This equipment generates, uses, and can radiate radio-frequency energy and, if not installed and used in accordance with these instructions, may cause harmful interference to radio communications. If this equipment does cause harmful interference to radio or television reception, which can be determined by turning the equipment on and off, the user is encouraged to correct the interference by one or more of the following measures:

- Increase the separation between the affected equipment and the unit;
- Connect the affected equipment to a power outlet on a different circuit from that which the receiver is connected to;
- Consult the dealer and/or experienced radio/TV technician for help.

Industry Canada (IC)

This Class B digital apparatus complies with Canadian ICES-003.

Cet appareil numérique de la classe B conforme á la norme NMB-003 du Canada.

RSS-GEN issue 3 (7.1.3) Licence-Exempt Radio Apparatus:

> This device complies with Industry Canada license-exempt RSS standard(s). Operation is subject to the following two conditions: (1) this device may not cause interference, and (2) this device must accept any interference, including interference that may cause undesired operation of the device.
>
> *Le présent appareil est conforme aux CNR d'Industrie Canada applicables aux appareils radio exempts de licence. L'exploitation est autorisée aux deux conditions suivantes : (1) l'appareil ne doit pas produire de brouillage, et (2) l'utilisateur de l'appareil doit accepter tout brouillage radioélectrique subi, même si le brouillage est susceptible d'en compromettre le fonctionnement.*

In Canada, high power radars are allocated as primary users (meaning they have priority) of the 5650 – 5850 MHz spectrum. These radars could cause interference or damage to license-exempt local area network (LE-LAN) devices.

Product labels

FCC IDs and Industry Canada Certification Numbers are reproduced on the product label (Figure 29).

Figure 29 FCC and IC certifications on 5.8 GHz product label



Wherever necessary, the end user is responsible for obtaining any National licenses required to operate this product and these must be obtained before using the product in any particular country. Contact the appropriate national administrations for details on the conditions of use for the bands in question and any exceptions that might apply.

5.8 GHz European Union notification

The ePMP is a Class 2 device as it operates on frequencies that are not harmonized across the EU. Currently the product may only be operated in the UK, Eire (IRL), Germany, Norway and Denmark. However, the regulatory situation in Europe is changing and the radio spectrum may become available in other countries in future. See www.ero.dk for further information. The operator is responsible for obtaining any national licenses required to operate this product and these must be obtained before using the product in any particular country.

Caution

This equipment operates as a secondary application, so it has no rights against harmful interference, even if generated by similar equipment, and must not cause harmful interference on systems operating as primary applications.

Hereby, Cambium Networks declares that the ePMP product complies with the essential requirements and other relevant provisions of Directive 1999/5/EC. The declaration of conformity may be consulted at the support website.

The European R&TTE directive 1999/5/EC Certification Number is reproduced on the product label (Figure 30).

Figure 30 European Union certification on 5.8 GHz product label

5.8 GHz operation in the UK

The ePMP connectorized product has been notified for operation in the UK, and when operated in accordance with instructions for use it is compliant with UK Interface Requirement IR2007. For UK use, installations must conform to the requirements of IR2007 in terms of EIRP spectral density against elevation profile above the local horizon in order to protect Fixed Satellite Services. The frequency range 5795-5815 MHz is assigned to Road Transport & Traffic Telematics (RTTT) in the U.K. and shall not be used by FWA systems in order to protect RTTT devices. UK Interface Requirement IR2007 specifies that radiolocation services shall be protected by a Dynamic Frequency Selection (DFS) mechanism to prevent co-channel operation in the presence of radar signals.

THAILAND NOTIFICATION

เครื่องโทรคมนาคมและอุปกรณ์นี้
มีความสอดคล้องตามข้อกำหนดของ กทช.

This telecommunication equipment conforms to the requirements of the National Telecommunications Commission.

Data throughput tables

This section contains tables to support calculation of the data rate capacity that can be provided by ePMP configurations, as follows:

- See Data throughput capacity on page 232

DATA THROUGHPUT CAPACITY

The data throughput rates (Mbps) achieved with an AP/SM pair and the link distance (range) is 0 km as shown in Table 116, Table 117, Table 118, Table 119.

Table 116 Throughput for ePMP (Flexible Ratio)

MCS	Spatial Streams	Mod. Type	Coding Rate	5 MHz		10 MHz		20 MHz		40 MHz	
				DL	UL	DL	UL	DL	UL	DL	UL
MCS 15	2	64-QAM	5/6	23	20.4	48.4	48.4	95.6	88	202	135
MCS 14	2	64-QAM	3/4	20.8	20.2	43.6	44.2	88	83.4	182	128
MCS 13	2	64-QAM	2/3	18.6	18.8	38.7	38.7	79.3	76.1	163	116
MCS 12	2	16-QAM	3/4	13.7	13.7	29.1	28.7	59.6	58.1	123	61.7
MCS 11	2	16-QAM	1/2	9.27	9.37	19.3	19.1	39.8	38.7	82.2	61.9
MCS 10	2	QPSK	3/4	7.06	6.9	14.7	14.5	30	29.1	62.1	57.4
MCS 9	2	QPSK	1/2	4.85	4.5	9.64	9.59	20.1	19.4	41.6	41.1
MCS 7	1	64-QAM	5/6	11.5	11.6	24.4	24.3	49.7	48.4	103	61.8
MCS 6	1	64-QAM	3/4	10.7	10.5	22	21.8	44.6	43.6	92.1	61.6
MCS 5	1	64-QAM	2/3	9.3	9.37	19.3	19.3	39.9	38.7	82.1	61.6
MCS 4	1	16-QAM	3/4	7.08	6.69	14.7	14.5	30	29.1	61.9	57.6
MCS 3	1	16-QAM	1/2	4.85	4.56	9.67	9.64	20.1	19.4	41.5	41.2
MCS 2	1	QPSK	3/4	3.54	3.37	7.35	7.18	15	14.4	31	30.8
MCS 1	1	QPSK	1/2	2.56	2.25	5.01	4.75	10.2	9.67	20.8	20.5

Table 117 Throughput for ePMP (75/25 Ratio)

MCS	Spatial Streams	Mod. Type	Coding Rate	5 MHz		10 MHz		20 MHz		40 MHz	
				DL	UL	DL	UL	DL	UL	DL	UL
MCS 15	2	64-QAM	5/6	18.7	3.64	42.2	10.7	87	27	178	56
MCS 14	2	64-QAM	3/4	16.5	3.38	37.7	9.75	78.4	24.1	162	51.6
MCS 13	2	64-QAM	2/3	14.7	3.09	32.8	8.97	69.4	21	143	44.6
MCS 12	2	16-QAM	3/4	10.9	2.21	24.6	6.63	52.1	16.1	108	34
MCS 11	2	16-QAM	1/2	7.04	1.42	16.5	4.3	34.7	10.4	72.9	22.3
MCS 10	2	QPSK	3/4	5.47	1.03	12.3	3.2	25.9	7.8	54.4	16.6
MCS 9	2	QPSK	1/2	3.52	0.619	8.2	2.14	17.2	5.16	36.3	11.1
MCS 7	1	64-QAM	5/6	9.36	1.88	21.1	5.46	43.5	13.7	91.7	28.2
MCS 6	1	64-QAM	3/4	8.2	1.65	18.8	4.88	39.2	11.9	82.3	25.8
MCS 5	1	64-QAM	2/3	7.04	1.55	16.4	4.3	34.7	10.6	72.9	22.3

MCS 4	1	16-QAM	3/4	7.08	6.69	14.7	14.5	30	29.1	61.9	57.6
MCS 3	1	16-QAM	1/2	4.85	4.56	9.67	9.64	20.1	19.4	41.5	41.2
MCS 2	1	QPSK	3/4	3.54	3.37	7.35	7.18	15	14.4	31	30.8
MCS 1	1	QPSK	1/2	2.56	2.25	5.01	4.75	10.2	9.67	20.8	20.5

Table 118 Throughput for ePMP 50/50 Ratio)

MCS	Spatial Streams	Mod. Type	Coding Rate	5 MHz		10 MHz		20 MHz		40 MHz	
				DL	UL	DL	UL	DL	UL	DL	UL
MCS 15	2	64-QAM	5/6	10.5	11.4	25.9	26.9	56.5	58.4	115	114
MCS 14	2	64-QAM	3/4	9.35	10.3	23.4	24.2	50.6	51.8	104	105
MCS 13	2	64-QAM	2/3	8.19	9.17	21.1	21.5	44.6	46.7	94.2	95.7
MCS 12	2	16-QAM	3/4	6.23	6.9	15.6	16	33.6	34.8	70.4	72.3
MCS 11	2	16-QAM	1/2	4.09	4.56	10.5	10.6	22.4	23.1	46.9	47.8
MCS 10	2	QPSK	3/4	3.12	3.38	7.84	8.01	16.4	17.1	35.2	35.9
MCS 9	2	QPSK	1/2	1.95	2.24	5.08	5.27	11.1	11.3	23.4	23.5
MCS 7	1	64-QAM	5/6	5.26	5.85	12.9	13.7	28.2	28.7	58.9	60.8
MCS 6	1	64-QAM	3/4	4.68	5.33	11.7	12.2	25.8	25.9	54.1	53.7
MCS 5	1	64-QAM	2/3	4.21	4.69	10.5	10.7	22.3	23.1	47.1	48
MCS 4	1	16-QAM	3/4	3.12	3.45	7.82	8.01	16.8	17.1	35.2	36
MCS 3	1	16-QAM	1/2	2	2.26	5.16	5.3	11.1	11.3	23.4	23.8
MCS 2	1	QPSK	3/4	1.55	1.66	3.75	3.91	8.22	8.47	17.6	17.9
MCS 1	1	QPSK	1/2	0.938	1.07	2.35	2.35	5.49	5.63	11.8	11.8

Table 119 Throughput for ePMP (30/70 Ratio)

MCS	Spatial Streams	Mod. Type	Coding Rate	5 MHz		10 MHz		20 MHz		40 MHz	
				DL	UL	DL	UL	DL	UL	DL	UL
MCS 15	2	64-QAM	5/6	4.2	18	12.9	39.6	31.7	82	68.2	134
MCS 14	2	64-QAM	3/4	3.73	15.8	11.7	36	28.1	74.2	61.2	132
MCS 13	2	64-QAM	2/3	3.26	14.3	10.3	32.4	25.8	65.5	54.1	131
MCS 12	2	16-QAM	3/4	2.33	10.8	7.8	23.9	18.8	49.2	39.9	101
MCS 11	2	16-QAM	1/2	1.56	7.04	5.15	16	12.5	32.8	26.6	68
MCS 10	2	QPSK	3/4	1.17	5.34	3.9	11.7	9.36	24.4	20	51.2
MCS 9	2	QPSK	1/2	0.778	3.51	2.35	7.82	6.24	16.2	12.9	34
MCS 7	1	64-QAM	5/6	2.32	9.11	6.47	19.8	15.7	41	32.9	86.6
MCS 6	1	64-QAM	3/4	1.95	8.13	5.86	17.9	14.1	37.3	30.6	77
MCS 5	1	64-QAM	2/3	1.56	7.04	5.15	16	12.5	32.7	26.7	68
MCS 4	1	16-QAM	3/4	1.17	5.34	3.9	11.7	9.37	24.6	20	51.2
MCS 3	1	16-QAM	1/2	0.778	3.52	2.35	7.82	6.25	16.3	13.3	34.1

MCS 2	1	QPSK	3/4	0.469	2.62	1.88	5.86	4.67	12.1	9.85	25.5
MCS 1	1	QPSK	1/2	0.312	1.75	1.17	3.9	3.02	8.08	6.48	17

Radio Specifications

EPMP 2000 ACCESS POINT WITH INTELLIGENT FILTERING AND SYNC SPECIFICATIONS

Table 120 ePMP 2000 Access Point with Intelligent Filtering and Sync specifications, 5 GHz

Product	
PART NUMBERS	C050900A033A (EU), C058900A132A (FCC), C050900A031A (ROW), C050900A231A (ROW), C050900A131A (ROW) C050900L033A (EU), C058900L132A (FCC), C050900L031A (ROW), C050900L231A (ROW), C050900L131A (ROW)
MODEL NUMBERS	C050900P931A (EU), C058900P132A (FCC), C050900P931A (ROW)
Spectrum	
CHANNEL SPACING	Configurable on 5 MHz increments
FREQUENCY RANGE	5150 - 5970 MHz
CHANNEL WIDTH	5 | 10 | 20 | 40 MHz
Interface	
MAC (MEDIA ACCESS CONTROL) LAYER	Cambium Proprietary
PHYSICAL LAYER	2x2 MIMO/OFDM
ETHERNET INTERFACE	100/1000BaseT, rate auto negotiated (802.3at compliant)
POWERING METHODS SUPPORTED	56 V PoE (included), standard 802.3at PoE Supply, or CMM4 with 56 V and 5 pin to 7 pin cross over cable adapter
PROTOCOLS USED	IPv4, UDP, TCP, IP, ICMP, SNMPv2c, HTTPs, STP, SSH, IGMP Snooping, LLDP, DHCP, RADIUS, NTP
NETWORK MANAGEMENT	HTTPs, SSH, SNMPv2c, Cambium Networks cnMaestro™
VLAN	802.1Q with 802.1p priority
Performance	
SUBSCRIBERS PER SECTOR	Up to 120
ARQ	Yes
NOMINAL RECEIVE SENSITIVITY (W/ FEC) @ 20MHZ CHANNEL	MCS1 = -93 dBm to MCS15 = -69 dBm (per branch)

NOMINAL RECEIVE SENSITIVITY (W/ FEC) @ 40MHZ CHANNEL	MCS1 = -90 dBm to MCS15 = -66 dBm (per branch)
MAXIMUM DEPLOYMENT RANGE @ 20 MHz CHANNEL	Up to 13 miles
MAXIMUM DEPLOYMENT RANGE @ 40 MHz CHANNEL	Up to 9 miles
MODULATION LEVELS (ADAPTIVE)	MCS1 (QPSK 1/2) to MCS15 (64QAM 5/6)
LATENCY (nominal, roundtrip)	17 ms (for 5 ms frame) 10 ms (for 2.5 ms frame) 8 msec (for Flexible frame)
GPS SYNCHRONIZATION	Yes, via Internal GPS, CMM3, or CMM4
QUALITY OF SERVICE	Three level priority (Voice, High, Low) with packet classification by DSCP, COS, VLAN ID, IP & MAC Addr,
Link Budget	
ANTENNA Options	Antenna for 90°/120° sectors available Smart Antenna (beamforming) antenna available
TRANSMIT POWER RANGE	0 to +30 dBm (combined, to regional EIRP limit) (1 dB interval)
ANTENNA GAIN	18 dBi (90°/120° sector)
MAXIMUM TRANSMIT POWER	30 dBm combined (5.8 GHz Band)
Physical	
SECTOR ANTENNA CONNECTION	50 , RP (Reverse Polarity) SMA, female
SECTOR ANTENNA CONNECTION	50 , RP (Reverse Polarity) SMA, female, DC Coupled (powering antenna)
SURGE SUPPRESSION	1 Joule Integrated
ENVIRONMENTAL	IP55
TEMPERATURE	-30°C to +55°C (-22°F to +131°F)
WEIGHT	0.7 kg (1.5 lbs) without brackets
WIND SURVIVAL	190 km/hour (118 mi/hour) with antenna
DIMENSIONS (H x W x D)	22.2 x 12.4 x 4.5 cm (8.75 x 4.9 x 1.75 in) without brackets
Security	
ENCRYPTION	128-bit AES (CCMP mode)

Certifications	
FCCID	Z8H89FT0020
INDUSTRY CANADA CERT	109W-0020
CE	EN 302 502 v1.2.1 EN 301 893 v1.7.1

EPMP 1000 CONNECTORIZED RADIO WITH SYNC SPECIFICATIONS

Table 121 ePMP 1000 Connectorized Radio with Sync specifications, 5 GHz

Product	
PART NUMBERS	C058900A112A (US/FCC), C050900A013A (EU), C050900A011A (ROW)
MODEL NUMBERS	C058900P112A (US/FCC), C050900P013A (EU), C050900P011A (ROW)
Spectrum	
CHANNEL SPACING	Configurable on 5 MHz increments
FREQUENCY RANGE	4900 - 5980 MHz
CHANNEL WIDTH	5 | 10 | 20 | 40 MHz
Interface	
MAC (MEDIA ACCESS CONTROL) LAYER	Cambium Proprietary
PHYSICAL LAYER	2x2 MIMO/OFDM
ETHERNET INTERFACE	100/1000BaseT, rate auto negotiated (802.3af compliant)
POWERING METHODS SUPPORTED	30V PoE Supply (included), CMM3 & CMM4, 802.3af PoE Supply
PROTOCOLS USED	IPv4, UDP, TCP, IP, ICMP, SNMPv2c, HTTPs, STP, SSH, IGMP Snooping, LLDP, DHCP, RADIUS, NTP
NETWORK MANAGEMENT	HTTPs, SSH, SNMPv2c, Cambium Networks cnMaestro™
VLAN	802.1Q with 802.1p priority
Performance	
SUBSCRIBERS PER SECTOR	Up to 120
ARQ	Yes

NOMINAL RECEIVE SENSITIVITY (W/ FEC) @ 20MHZ CHANNEL	MCS1 = -89 dBm to MCS15 = -68 dBm (per branch)
NOMINAL RECEIVE SENSITIVITY (W/ FEC) @ 40MHZ CHANNEL	MCS1 = -87 dBm to MCS15 = -65 dBm (per branch)
MAXIMUM DEPLOYMENT RANGE @ 20 MHz CHANNEL	Up to 13 miles
MAXIMUM DEPLOYMENT RANGE @ 40 MHz CHANNEL	Up to 9 miles
MODULATION LEVELS (ADAPTIVE)	MCS1 (QPSK 1/2) to MCS15 (64QAM 5/6)
LATENCY (nominal, roundtrip)	17 ms (for 5 ms frame) 10 ms (for 2.5 ms frame) 8 msec (for Flexible frame)
GPS SYNCHRONIZATION	Yes, via Internal GPS, CMM3, or CMM4
QUALITY OF SERVICE	Three level priority (Voice, High, Low) with packet classification by DSCP, COS, VLAN ID, IP & MAC Addr,
Link Budget	
ANTENNA Options	Antennas for 90° or 120° sectors are available
TRANSMIT POWER RANGE	-20 to +30 dBm (combined, to regional EIRP limit) (1 dB interval)
ANTENNA GAIN	15 dBi (90° sector)
MAXIMUM TRANSMIT POWER	30 dBm combined (5.8 GHz Band)
Physical	
ANTENNA CONNECTION	50 , RP (Reverse Polarity) SMA, female
SURGE SUPPRESSION	1 Joule Integrated
ENVIRONMENTAL	IP55
TEMPERATURE	-30°C to +55°C (-22°F to +131°F)
WEIGHT	4.5 kg (10 lbs) with antenna 0.52 kg (1.1 lbs) without antenna
WIND SURVIVAL	190 km/hour (118 mi/hour) with antenna
DIMENSIONS (H x W x D)	Radio: 26.9 x 11 x 7.7 cm (10.6 x 4.3 x 3.0 in) Antenna (excl brackets): 80.4 x 16 x 6.3 cm (31.7 x 6.3 x 2.5 in)
Security	
ENCRYPTION	128-bit AES (CCMP mode)

Certifications	
FCCID	Z8H89FT0006
INDUSTRY CANADA CERT	109W-0006
CE	EN 302 502 v1.2.1 EN 301 893 v1.7.1

Table 122 ePMP 1000 Connectorized Radio with Sync specifications, 2.4 GHz

Product	
PART NUMBER	C024900A011A
MODEL NUMBER	C024900P011A
Spectrum	
CHANNEL SPACING	Configurable on 5 MHz increments
FREQUENCY RANGE	2402 - 2472 MHz (20 MHz) 2407 - 2472 MHz (40 MHz)
CHANNEL WIDTH	5 | 10 | 20 | 40 MHz
Interface	
MAC (MEDIA ACCESS CONTROL) LAYER	Cambium Proprietary
PHYSICAL LAYER	2x2 MIMO/OFDM
ETHERNET INTERFACE	100/1000BaseT, rate auto negotiated (802.3af compliant)
POWERING METHODS SUPPORTED	30V PoE Supply (included), CMM3 & CMM4, 802.3af PoE Supply
PROTOCOLS USED	IPv4, UDP, TCP, IP, ICMP, SNMPv2c, HTTPs, STP, SSH, IGMP Snooping, LLDP, DHCP, RADIUS, NTP
NETWORK MANAGEMENT	HTTPs, SSH, SNMPv2c, Cambium Networks cnMaestro™
VLAN	802.1Q with 802.1p priority
Performance	
SUBSCRIBERS PER SECTOR	Up to 120
ARQ	Yes
NOMINAL RECEIVE SENSITIVITY (W/ FEC) @ 20MHZ CHANNEL	MCS1 = -89 dBm to MCS15 = -68 dBm (per branch)
NOMINAL RECEIVE SENSITIVITY (W/ FEC) @ 40MHZ CHANNEL	MCS1 = -87 dBm to MCS15 = -65 dBm (per branch)
MAXIMUM DEPLOYMENT RANGE @ 20 MHz CHANNEL	Up to 13 miles
MAXIMUM DEPLOYMENT RANGE @ 40 MHz CHANNEL	Up to 9 miles
MODULATION LEVELS (ADAPTIVE)	MCS1 (QPSK 1/2) to MCS15 (64QAM 5/6)

LATENCY (nominal, roundtrip)	17 ms
GPS SYNCHRONIZATION	Yes, via Internal GPS, CMM3, or CMM4
QUALITY OF SERVICE	Three level priority (Voice, High, Low) with packet classification by DSCP, COS, VLAN ID, IP and MAC Address.
Link Budget	
ANTENNA Options	Antennas for 90° or 120° sectors are available
TRANSMIT POWER RANGE	-20 to +30 dBm (combined, to regional EIRP limit) (1 dB interval)
ANTENNA GAIN	15 dBi (90° / 120° sector)
MAXIMUM TRANSMIT POWER	30 dBm combined
Physical	
ANTENNA CONNECTION	50 , RP (Reverse Polarity) SMA, female
SURGE SUPPRESSION	1 Joule Integrated
ENVIRONMENTAL	IP55
TEMPERATURE	-30°C to +55°C (-22°F to +131°F)
WEIGHT	4.5 kg (10 lbs) with antenna 0.52 kg (1.1 lbs) without antenna
WIND SURVIVAL	190 km/hour (118 mi/hour) with antenna
DIMENSIONS (H x W x D)	Radio: 26.9 x 11 x 7.7 cm (10.6 x 4.3 x 3.0 in) Antenna (excl brackets): 80.4 x 16 x 6.3 cm (31.7 x 6.3 x 2.5 in)
Security	
ENCRYPTION	128-bit AES (CCMP mode)
Certifications	
FCCID	Z8H89FT0006
INDUSTRY CANADA CERT	109W-0006
CE	EN 302 502 v1.2.1 EN 301 893 v1.7.1

EPMP 1000 INTEGRATED RADIO SPECIFICATIONS

Table 123 ePMP 1000 Integrated Radio specifications, 5 GHz

Product	
PART NUMBERS	C058900C132A (US/FCC), C050900C033A (EU), C050900C031A (ROW)
MODEL NUMBERS	C058900P132A (US/FCC), C050900P033A (EU), C050900P031A (ROW)
Spectrum	
CHANNEL SPACING	Configurable on 5 MHz increments
FREQUENCY RANGE	4900 - 5980 MHz
CHANNEL WIDTH	5 | 10 | 20 | 40 MHz
Interface	
MAC (MEDIA ACCESS CONTROL) LAYER	Cambium Proprietary
PHYSICAL LAYER	2x2 MIMO/OFDM
ETHERNET INTERFACE	100BaseT, Cambium PoE (V+ = pins 7 & 8, Return = pins 4 & 5)
PROTOCOLS USED	IPv4, UDP, TCP, IP, ICMP, SNMPv2c, HTTPs, STP, SSH, IGMP Snooping, LLDP, DHCP, RADIUS, NTP
NETWORK MANAGEMENT	HTTPs, SSH, SNMPv2c, Cambium Networks cnMaestro™
VLAN	802.1Q with 802.1p priority
Performance	
ARQ	Yes
NOMINAL RECEIVE SENSITIVITY (W/ FEC) @ 20MHZ CHANNEL	MCS1 = -89 dBm to MCS15 = -70 dBm (per branch)
NOMINAL RECEIVE SENSITIVITY (W/ FEC) @ 40MHZ CHANNEL	MCS1 = -87 dBm to MCS15 = -65 dBm (per branch)
MAXIMUM DEPLOYMENT RANGE @ 20 MHz CHANNEL	Up to 13 miles
MODULATION LEVELS (ADAPTIVE)	MCS1 (QPSK 1/2) to MCS15 (64QAM 5/6)
LATENCY (nominal, roundtrip)	17 ms

QUALITY OF SERVICE	Three level priority (Voice, High, Low) with packet classification by DSCP, COS, VLAN ID, IP & MAC Addr, Broadcast, Multicast and Subscriber Module Priority
Link Budget	
ANTENNA BEAM WIDTH	24° azimuth, 12° elevation
TRANSMIT POWER RANGE	-20 to +30 dBm (combined, to regional EIRP limit) (1 dB interval)
ANTENNA GAIN	13 dBi, integrated patch
MAXIMUM TRANSMIT POWER	30 dBm combined (5.8 GHz Band)
Physical	
ANTENNA CONNECTION	Integrated patch antenna
SURGE SUPPRESSION	1 Joule Integrated
ENVIRONMENTAL	IP55
TEMPERATURE	-30°C to +55°C (-22°F to +131°F)
WEIGHT	0.49 kg (1.1 lb.)
WIND SURVIVAL	145 km/hour (90 mi/hour) with antenna
DIMENSIONS (H x W x D)	29.1 x 14.5 x 8.3 cm (11.4 x 5.7 x 3.3 in)
POWER CONSUMPTION	7 W Maximum, 5 W Typical
INPUT VOLTAGE	24 to 30 V
Security	
ENCRYPTION	128-bit AES (CCMP mode)
Certifications	
FCCID	Z8H89FT0006
INDUSTRY CANADA CERT	109W-0006
CE	EN 302 502 v1.2.1 EN 301 893 v1.7.1

Table 124 ePMP 1000 Integrated Radio specifications, 2.4 GHz

Product	
PART NUMBER	C024900A031A
MODEL NUMBER	C024900P031A
Spectrum	
CHANNEL SPACING	Configurable on 5 MHz increments
FREQUENCY RANGE	2402 - 2472 MHz (20 MHz) 2407 - 2472 MHz (40 MHz)
CHANNEL WIDTH	5 | 10 | 20 | 40 MHz
Interface	
MAC (MEDIA ACCESS CONTROL) LAYER	Cambium Proprietary
PHYSICAL LAYER	2x2 MIMO/OFDM
ETHERNET INTERFACE	100BaseT, Cambium PoE (V+ = pins 7 & 8, Return = pins 4 & 5)
PROTOCOLS USED	IPv4, UDP, TCP, IP, ICMP, SNMPv2c, HTTPs, STP, SSH, IGMP Snooping, LLDP, DHCP, RADIUS, NTP
NETWORK MANAGEMENT	HTTPs, SSH, SNMPv2c, Cambium Networks cnMaestro™
VLAN	802.1Q with 802.1p priority
Performance	
ARQ	Yes
NOMINAL RECEIVE SENSITIVITY (W/ FEC) @ 20MHZ CHANNEL	MCS1 = -89 dBm to MCS15 = -70 dBm (per branch)
NOMINAL RECEIVE SENSITIVITY (W/ FEC) @ 40MHZ CHANNEL	MCS1 = -87 dBm to MCS15 = -65 dBm (per branch)
MAXIMUM DEPLOYMENT RANGE @ 20 MHz CHANNEL	Up to 13 miles
MODULATION LEVELS (ADAPTIVE)	MCS1 (QPSK 1/2) to MCS15 (64QAM 5/6)
LATENCY (nominal, roundtrip)	17 ms
QUALITY OF SERVICE	Three level priority (Voice, High, Low) with packet classification by DSCP, COS, VLAN ID, IP & MAC Addr, Broadcast, Multicast and Subscriber Module Priority
Link Budget	

ANTENNA BEAM WIDTH	24° azimuth, 12° elevation
TRANSMIT POWER RANGE	-20 to +30 dBm (combined, to regional EIRP limit) (1 dB interval)
ANTENNA GAIN	12 dBi, integrated patch
MAXIMUM TRANSMIT POWER	30 dBm combined
Physical	
ANTENNA CONNECTION	Integrated patch antenna
SURGE SUPPRESSION	1 Joule Integrated
ENVIRONMENTAL	IP55
TEMPERATURE	-30°C to +55°C (-22°F to +131°F)
WEIGHT	0.49 kg (1.1 lb.)
WIND SURVIVAL	145 km/hour (90 mi/hour) with antenna
DIMENSIONS (H x W x D)	29.1 x 14.5 x 8.3 cm (11.4 x 5.7 x 3.3 in)
POWER CONSUMPTION	7 W Maximum, 5 W Typical
INPUT VOLTAGE	24 to 30 V
Security	
ENCRYPTION	128-bit AES (CCMP mode)
Certifications	
FCCID	Z8H89FT0006
INDUSTRY CANADA CERT	109W-0006
CE	EN 302 502 v1.2.1 EN 301 893 v1.7.1

EPMP 1000 CONNECTORIZED RADIO SPECIFICATIONS

Table 125 ePMP 1000 Connectorized Radio specifications, 5 GHz

Product	
PART NUMBERS	C058900A122A (US/FCC), C050900A023A (EU), C050900A021A (ROW)
MODEL NUMBERS	C058900P122A (US/FCC), C050900P023A (EU), C050900P021A (ROW)
Spectrum	
CHANNEL SPACING	Configurable on 5 MHz increments
FREQUENCY RANGE	4900 - 5980 MHz
CHANNEL WIDTH	5 | 10 | 20 | 40 MHz
Interface	
MAC (MEDIA ACCESS CONTROL) LAYER	Cambium Proprietary
PHYSICAL LAYER	2x2 MIMO/OFDM
ETHERNET INTERFACE	100BaseT, Cambium PoE (V+ = pins 7 & 8, Return = pins 4 & 5)
PROTOCOLS USED	IPv4, UDP, TCP, IP, ICMP, SNMPv2c, HTTPs, STP, SSH, IGMP Snooping, LLDP, DHCP, RADIUS, NTP
NETWORK MANAGEMENT	HTTPs, SSH, SNMPv2c, Cambium Networks cnMaestro™
VLAN	802.1Q with 802.1p priority
Performance	
ARQ	Yes
NOMINAL RECEIVE SENSITIVITY (W/ FEC) @ 20MHZ CHANNEL	MCS1 = -89 dBm to MCS15 = -70 dBm (per branch)
NOMINAL RECEIVE SENSITIVITY (W/ FEC) @ 40MHZ CHANNEL	MCS1 = -87 dBm to MCS15 = -65 dBm (per branch)
MAXIMUM DEPLOYMENT RANGE @ 20 MHz CHANNEL	Up to 13 miles
MAXIMUM DEPLOYMENT RANGE @ 40 MHz CHANNEL	Up to 9 miles
MODULATION LEVELS (ADAPTIVE)	MCS1 (QPSK 1/2) to MCS15 (64QAM 5/6)
LATENCY (nominal, roundtrip)	17 ms

QUALITY OF SERVICE	Three level priority (Voice, High, Low) with packet classification by DSCP, COS, VLAN ID, IP & MAC Addr, Broadcast, Multicast and Subscriber Module Priority
Link Budget	
ANTENNA Options	Antennas for 90° or 120° sectors are available
TRANSMIT POWER RANGE	-20 to +30 dBm (combined, to regional EIRP limit) (1 dB interval)
ANTENNA GAIN	15 dBi (90° sector)
MAXIMUM TRANSMIT POWER	30 dBm combined (5.8 GHz Band)
Physical	
ANTENNA CONNECTION	50 , RP (Reverse Polarity) SMA, female
SURGE SUPPRESSION	1 Joule Integrated
ENVIRONMENTAL	IP55
TEMPERATURE	-30°C to +55°C (-22°F to +131°F)
WEIGHT	4.5 kg (10 lbs) with antenna 0.52 kg (1.1 lbs) without antenna
WIND SURVIVAL	190 km/hour (118 mi/hour) with antenna
DIMENSIONS (H x W x D)	Radio: 26.9 x 11 x 7.7 cm (10.6 x 4.3 x 3.0 in) Antenna (excl brackets): 80.4 x 16 x 6.3 cm (31.7 x 6.3 x 2.5 in)
Security	
ENCRYPTION	128-bit AES (CCMP mode)
Certifications	
FCCID	Z8H89FT0006
INDUSTRY CANADA CERT	109W-0006
CE	EN 302 502 v1.2.1 EN 301 893 v1.7.1

Table 126 ePMP 1000 Connectorized Radio specifications, 2.4 GHz

Product	
PART NUMBERS	C024900A021A
MODEL NUMBERS	C024900P021A
Spectrum	
CHANNEL SPACING	Configurable on 5 MHz increments
FREQUENCY RANGE	2402 - 2472 MHz (20 MHz) 2407 - 2472 MHz (40 MHz)
CHANNEL WIDTH	5 | 10 | 20 | 40 MHz
Interface	
MAC (MEDIA ACCESS CONTROL) LAYER	Cambium Proprietary
PHYSICAL LAYER	2x2 MIMO/OFDM
ETHERNET INTERFACE	100BaseT, Cambium PoE (V+ = pins 7 & 8, Return = pins 4 & 5)
PROTOCOLS USED	IPv4, UDP, TCP, IP, ICMP, SNMPv2c, HTTPs, STP, SSH, IGMP Snooping, LLDP, DHCP, RADIUS, NTP
NETWORK MANAGEMENT	HTTPs, SSH, SNMPv2c, Cambium Networks cnMaestro™
VLAN	802.1Q with 802.1p priority
Performance	
ARQ	Yes
NOMINAL RECEIVE SENSITIVITY (W/ FEC) @ 20MHZ CHANNEL	MCS1 = -89 dBm to MCS15 = -70 dBm (per branch)
NOMINAL RECEIVE SENSITIVITY (W/ FEC) @ 40MHZ CHANNEL	MCS1 = -87 dBm to MCS15 = -65 dBm (per branch)
MAXIMUM DEPLOYMENT RANGE @ 20 MHz CHANNEL	Up to 13 miles
MAXIMUM DEPLOYMENT RANGE @ 40 MHz CHANNEL	Up to 9 miles
MODULATION LEVELS (ADAPTIVE)	MCS1 (QPSK 1/2) to MCS15 (64QAM 5/6)
LATENCY (nominal, roundtrip)	17 ms

QUALITY OF SERVICE	Three level priority (Voice, High, Low) with packet classification by DSCP, COS, VLAN ID, IP & MAC Addr, Broadcast, Multicast and Subscriber Module Priority
Link Budget	
ANTENNA Options	Antennas for 90° or 120° sectors are available
TRANSMIT POWER RANGE	-20 to +30 dBm (combined, to regional EIRP limit) (1 dB interval)
ANTENNA GAIN	15 dBi (90° / 120° sector)
MAXIMUM TRANSMIT POWER	30 dBm combined
Physical	
ANTENNA CONNECTION	50 , RP (Reverse Polarity) SMA, female
SURGE SUPPRESSION	1 Joule Integrated
ENVIRONMENTAL	IP55
TEMPERATURE	-30°C to +55°C (-22°F to +131°F)
WEIGHT	4.5 kg (10 lbs) with antenna 0.52 kg (1.1 lbs) without antenna
WIND SURVIVAL	190 km/hour (118 mi/hour) with antenna
DIMENSIONS (H x W x D)	Radio: 26.9 x 11 x 7.7 cm (10.6 x 4.3 x 3.0 in) Antenna (excl brackets): 80.4 x 16 x 6.3 cm (31.7 x 6.3 x 2.5 in)
Security	
ENCRYPTION	128-bit AES (CCMP mode)
Certifications	
FCCID	Z8H89FT0006
INDUSTRY CANADA CERT	109W-0006
CE	EN 302 502 v1.2.1 EN 301 893 v1.7.1

FORCE 180 SPECIFICATIONS

Table 127 Force 180 specifications, 5 GHz

Product	
PART NUMBER	C058900P072A (US/FCC), C050900P071A (EU/ROW) See Force 180 part numbers on page 67 for full list.
Spectrum	
CHANNEL SPACING	Configurable on 5 MHz increments
FREQUENCY RANGE	5 GHz 4910 – 5970 MHz (exact frequencies as allowed by local regulations)
CHANNEL WIDTH	5 | 10 | 20 | 40 MHz
Interface	
MAC (MEDIA ACCESS CONTROL) LAYER	Cambium Proprietary
PHYSICAL LAYER	2x2 MIMO/OFDM
ETHERNET INTERFACE	10/100/1000BaseT, Compatible with Cambium PoE pinouts (V+ = 7 & 8, Return = 4 & 5) and Standard PoE pinouts (V+ = 4 & 5, Return = 7 & 8)
PROTOCOLS USED	IPv4, UDP, TCP, IP, ICMP, SNMPv2c, HTTPs, STP, SSH, IGMP Snooping, LLDP, DHCP, RADIUS, NTP
NETWORK MANAGEMENT	HTTPs, SSH, SNMPv2c, Cambium Networks cnMaestro™
VLAN	802.1Q with 802.1p priority
Performance	
ARQ	Yes
NOMINAL RECEIVE SENSITIVITY (W/ FEC) @ 20MHZ CHANNEL	MCS0 = -93 dBm to MCS15 = -72 dBm (per branch)
NOMINAL RECEIVE SENSITIVITY (W/ FEC) @ 40MHZ CHANNEL	MCS0 = -90 dBm to MCS15 = -69 dBm (per branch)
MODULATION LEVELS (ADAPTIVE)	MCS0 (BPSK) to MCS15 (64QAM 5/6)
QUALITY OF SERVICE	Three level priority (Voice, High, Low) with packet classification by DSCP, COS, VLAN ID, IP & MAC Address, Broadcast, Multicast and Station Priority
Link Budget	
TRANSMIT POWER RANGE	-17 to +30 dBm (combined, to regional EIRP limit) (1 dB interval)
INTEGRATED ANTENNA PEAK GAIN	16 dBi
MAXIMUM TRANSMIT POWER	30 dBm combined (subject to regional regulatory restrictions)

Physical	
ANTENNA CONNECTION	Integrated antenna
SURGE SUPPRESSION	2 Joule Integrated
ENVIRONMENTAL	IP55
TEMPERATURE	-30°C to +60°C (-22°F to +140°F)
WEIGHT	0.50 kg (1.1 lb.) (includes mounting bracket)
WIND SURVIVAL	145 km/hour (90 mi/hour) with antenna
DIMENSIONS (H x W x D)	12.4 x 25.1 x 11.9 cm (4.9 x 9.9 x 4.7 in) – with mounting bracket attached
POWER CONSUMPTION	10 W Maximum, 5 W Typical
POLE DIAMETER RANGE	1 – 1.6 in (2.5 – 4.1 cm) with included clamp ; up to 2.25 in (5.7 cm) with larger clamp
INPUT VOLTAGE	10 to 30 V
Security	
ENCRYPTION	128-bit AES (CCMP mode)
Certifications	
FCCID	Z8H89FT0015
INDUSTRY CANADA CERT	109W-0015
CE	5 GHz: EN 302 502 v1.2.1 5 GHz: EN 301 893 v1.7.1

PARAMETER	SPECIFICATION
FREQUENCY RANGE	4910 – 5970 MHz
ANTENNA TYPE	INTEGRATED
TYPICAL GAIN	16 dBi
3dB BEAMWIDTH-AZIMUTH	15°
3dB BEAMWIDTH-ELEVATION	30°
POLARIZATION(S)	DUAL LINEAR, H/ V
FRONT-TO-BACK ISOLATION	>20 dB
CROSS POLARIZATION	15 dB

FORCE 200 SPECIFICATIONS

Table 128 Force 200 specifications

Product	
PART NUMBER	C058900P072A (US/FCC), C050900P071A (EU/ROW) See Force 200 part numbers on page 73 for full list.
Spectrum	
CHANNEL SPACING	Configurable on 5 MHz increments
FREQUENCY RANGE	2402 - 2472 MHz (exact frequencies as allowed by local regulations) 5 GHz 4910 – 5970 MHz (exact frequencies as allowed by local regulations)
CHANNEL WIDTH	5 | 10 | 20 | 40 MHz
Interface	
MAC (MEDIA ACCESS CONTROL) LAYER	Cambium Proprietary
PHYSICAL LAYER	2x2 MIMO/OFDM
ETHERNET INTERFACE	10/100/1000BaseT, Compatible with Cambium PoE pinouts (V+ = 7 & 8, Return = 4 & 5) and Standard PoE pinouts (V+ = 4 & 5, Return = 7 & 8)
PROTOCOLS USED	IPv4, UDP, TCP, IP, ICMP, SNMPv2c, HTTPs, STP, SSH, IGMP Snooping, LLDP, DHCP, RADIUS, NTP
NETWORK MANAGEMENT	HTTPs, SSH, SNMPv2c, Cambium Networks cnMaestro™
VLAN	802.1Q with 802.1p priority
Performance	
ARQ	Yes
NOMINAL RECEIVE SENSITIVITY (W/ FEC) @ 20MHZ CHANNEL	MCS0 = -93 dBm to MCS15 = -72 dBm (per branch)
NOMINAL RECEIVE SENSITIVITY (W/ FEC) @ 40MHZ CHANNEL	MCS0 = -90 dBm to MCS15 = -69 dBm (per branch)
MODULATION LEVELS (ADAPTIVE)	MCS0 (BPSK) to MCS15 (64QAM 5/6)
QUALITY OF SERVICE	Three level priority (Voice, High, Low) with packet classification by DSCP, COS, VLAN ID, IP & MAC Address, Broadcast, Multicast and Station Priority
TRANSMIT POWER RANGE	-15 to +30 dBm (combined, to regional EIRP limit) (1 dB interval)
Physical	

SURGE SUPPRESSION	1 Joule Integrated
ENVIRONMENTAL	IP55
TEMPERATURE	-30°C to +60°C (-22°F to +140°F) – with radome attached maximum temperature is +47°C (+116°F)
WEIGHT	2.4 GHz Model: 2.8 kg (6.2 lbs) 5 GHz Model: 2.3 kg (5.1 lbs)
WIND SURVIVAL	145 km/hour (90 mi/hour) with antenna
DIMENSIONS (Dia x Depth)	47 cm x 28 cm (18.5 in x 11.2 in)
POLE DIAMETER RANGE	6.4 cm – 7.6 cm (2.5 in – 3 in)
POWER CONSUMPTION	10 W Maximum, 5 W Typical
INPUT VOLTAGE	10 to 30 V
Security	
ENCRYPTION	128-bit AES (CCMP mode)
Certifications	
FCCID	Z8H89FT0019
INDUSTRY CANADA CERT	109W-0015
CE	N/A

PARAMETER	2.4 GHz SPECIFICATION
FREQUENCY RANGE	2402 – 2472 MHz
ANTENNA TYPE	DISH
TYPICAL GAIN	17 dBi
3dB BEAMWIDTH-AZIMUTH	17°
3dB BEAMWIDTH-ELEVATION	17°
FRONT-TO-BACK ISOLATION	>20 dB
CROSS POLARIZATION	>15 dB

PARAMETER	5 GHz SPECIFICATION
FREQUENCY RANGE	5150 – 5970 MHz
ANTENNA TYPE	DISH
TYPICAL GAIN	25 dBi
3dB BEAMWIDTH-AZIMUTH	7°

3dB BEAMWIDTH-ELEVATION	7°
FRONT-TO-BACK ISOLATION	>25 dB
CROSS POLARIZATION	>15 dB

Glossary

Table 129 Glossary

Term	Definition
AES	Advanced Encryption Standard
ANSI	American National Standards Institute
AP	Access Point
CINR	Carrier to Interference plus Noise Ratio
CMM	Cluster Management Module
CNSS	Cambium Network Services Server
DFS	Dynamic Frequency Selection
EIRP	Equivalent Isotropically Radiated Power
EMC	Electromagnetic Compatibility
EMD	Electromagnetic Discharge
ETH	Ethernet
ETSI	European Telecommunications Standards Institute
FCC	Federal Communications Commission
FEC	Forward Error Correction
GPS	Global Positioning System
GUI	Graphical User Interface
HTTP	Hypertext Transfer Protocol
IC	Industry Canada
IEEE	Institute of Electrical and Electronics Engineers
IP	Internet Protocol
LAN	Local Area Network
LED	Light Emitting Diode
LOS	Line of Sight
MIMO	Multiple In Multiple Out
MTU	Maximum Transmission Unit
nLOS	Near Line of Sight
NTP	Network Time Protocol
OFDM	Orthogonal Frequency Division Multiplexing
PC	Personal Computer
PMP	Point to Multipoint
QAM	Quadrature Amplitude Modulation
QPSK	Quadrature Phase Shift Keyed
RF	Radio Frequency
RMA	Return Merchandise Authorization
RSSI	Received Signal Strength Indication
RTTT	Road Transport and Traffic Telematics
RX	Receive
SAR	Standard Absorption Rate
SNMP	Simple Network Management Protocol
SM	Subscriber Module
SW	Software
TDD	Time Division Duplex
TDWR	Terminal Doppler Weather Radar
TX	Transmit
UNII	Unlicensed National Information Infrastructure
URL	Uniform Resource Locator