RSE below 1GHz Result			
Operating Mode	1	**Polarization**	Horizontal
Operating Function	CTX		

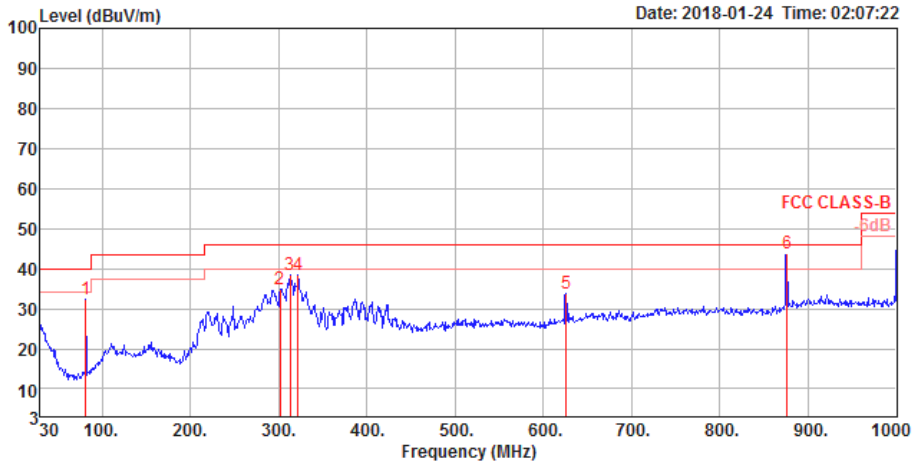

	Freq	Level	Limit Line	Over Limit	Read Level	Cable Loss	Antenna Factor	Preamp Factor	A/Pos	T/Pos	Remark	Pol/Phase
	MHz	dBuV/m	dBuV/m	dB	dBuV	dB	dB/m	dB	cm	deg		
1	81.41	32.32	40.00	-7.68	50.16	0.88	13.67	32.39	100	61	Peak	HORIZONTAL
2	301.60	34.80	46.00	-11.20	44.74	2.60	19.73	32.27	100	217	Peak	HORIZONTAL
3	313.24	38.34	46.00	-7.66	48.25	2.28	20.08	32.27	100	94	Peak	HORIZONTAL
4	321.97	38.33	46.00	-7.67	48.22	2.05	20.34	32.28	100	117	Peak	HORIZONTAL
5	625.58	33.91	46.00	-12.09	38.37	2.76	25.16	32.38	150	196	Peak	HORIZONTAL
6	875.84	43.71	46.00	-2.29	44.46	3.60	27.35	31.70	200	121	QP	HORIZONTAL

Note 1: “>20dB” means emission levels that exceed the level of 20 dB below the applicable limit.
Note 2: “N/F” means Nothing Found emissions (No emissions were detected.)

RSE below 1GHz Result			
Operating Mode	1	**Polarization**	Vertical
Operating Function	CTX		

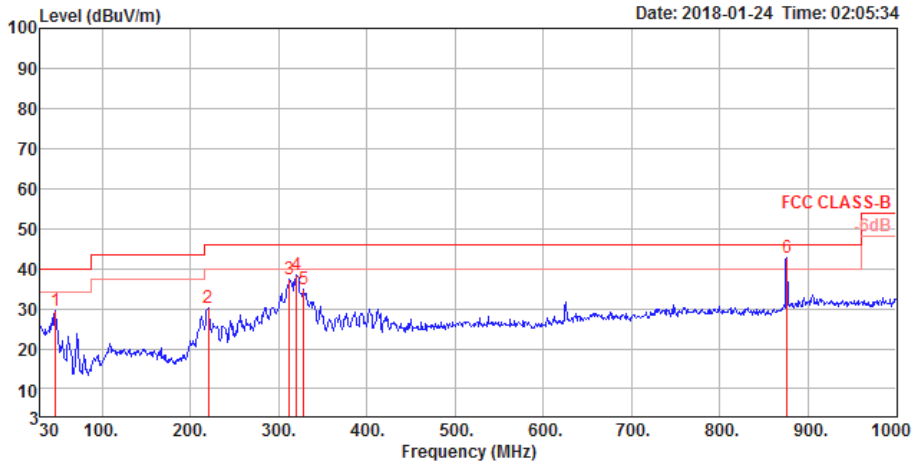

	Freq	Level	Limit Line	Over Limit	Read Level	Cable Loss	Antenna Factor	Preamp Factor	A/Pos	T/Pos	Remark	Pol/Phase
	MHz	dBuV/m	dBuV/m	dB	dBuV	dB	dB/m	dB	cm	deg		
1	47.46	29.36	40.00	-10.64	44.47	1.41	15.90	32.42	100	308	Peak	VERTICAL
2	220.12	30.23	46.00	-15.77	44.00	2.13	16.40	32.30	100	226	Peak	VERTICAL
3	312.27	37.22	46.00	-8.78	47.13	2.31	20.05	32.27	125	103	Peak	VERTICAL
4	320.03	38.46	46.00	-7.54	48.35	2.11	20.27	32.27	100	110	Peak	VERTICAL
5	328.76	34.76	46.00	-11.24	44.63	1.88	20.53	32.28	100	101	Peak	VERTICAL
6	875.84	42.60	46.00	-3.40	43.35	3.60	27.35	31.70	100	0	Peak	VERTICAL

Note 1: “>20dB” means emission levels that exceed the level of 20 dB below the applicable limit.
Note 2: “N/F” means Nothing Found emissions (No emissions were detected.)

For Conducted Spurious Emission

For Antenna 1:

Temperature	22 ℃	**Humidity**	54%
Test Engineer	Ron Huang / Serway Li	**Configurations**	QPSK, 5M / Average / Port 1 + Port 2 / 1GHz~3GHz

Frequency (MHz)	Chain(TX1) Spurious Level (dBm)	Chain(TX2) Spurious Level (dBm)	Total Spurious Level (dBm)	Limit (dBm)	Margin (dBm)
5730	-82.23	-82.37	-77.29	-41.25	36.04
5785	-82.21	-82.52	-77.35	-41.25	36.10
5845	-82.30	-82.41	-77.34	-41.25	36.09

Temperature	22 ℃	**Humidity**	54%
Test Engineer	Ron Huang / Serway Li	**Configurations**	QPSK, 5M / Peak / Port 1 + Port 2 / 1GHz~3GHz

Frequency (MHz)	Chain(TX1) Spurious Level (dBm)	Chain(TX2) Spurious Level (dBm)	Total Spurious Level (dBm)	Limit (dBm)	Margin (dBm)
5730	-69.39	-69.46	-64.41	-21.25	43.16
5785	-69.12	-68.83	-63.96	-21.25	42.71
5845	-69.06	-69.53	-64.28	-21.25	43.03

Temperature	22 ℃	**Humidity**	54%
Test Engineer	Ron Huang / Serway Li	**Configurations**	QPSK, 40M / Average / Port 1 + Port 2 / 1GHz~3GHz

Frequency (MHz)	Chain(TX1) Spurious Level (dBm)	Chain(TX2) Spurious Level (dBm)	Total Spurious Level (dBm)	Limit (dBm)	Margin (dBm)
5745	-82.83	-83.13	-77.97	-41.25	36.72
5785	-83.02	-83.11	-78.05	-41.25	36.80
5830	-82.93	-83.33	-78.12	-41.25	36.87

Temperature	22 ℃	Humidity	54%
Test Engineer	Ron Huang / Serway Li	Configurations	QPSK, 40M / Peak / Port 1 + Port 2 / 1GHz~3GHz

Frequency (MHz)	Chain(TX1) Spurious Level (dBm)	Chain(TX2) Spurious Level (dBm)	Total Spurious Level (dBm)	Limit (dBm)	Margin (dBm)
5745	-67.34	-67.34	-62.33	-21.25	41.08
5785	-70.22	-70.04	-65.12	-21.25	43.87
5830	-67.67	-70.10	-63.71	-21.25	42.46

Temperature	22 ℃	Humidity	54%
Test Engineer	Ron Huang / Serway Li	Configurations	QPSK, 5M / Average / Port 1 + Port 2 / 3GHz~6GHz

Frequency (MHz)	Chain(TX1) Spurious Level (dBm)	Chain(TX2) Spurious Level (dBm)	Total Spurious Level (dBm)	Limit (dBm)	Margin (dBm)
5730	-62.28	-63.10	-57.66	-41.25	16.41
5785	-57.65	-57.63	-52.63	-41.25	11.38
5845	-57.74	-56.65	-52.15	-41.25	10.90

Temperature	22 ℃	Humidity	54%
Test Engineer	Ron Huang / Serway Li	Configurations	QPSK, 5M / Peak / Port 1 + Port 2 / 3GHz~6GHz

Frequency (MHz)	Chain(TX1) Spurious Level (dBm)	Chain(TX2) Spurious Level (dBm)	Total Spurious Level (dBm)	Limit (dBm)	Margin (dBm)
5730	-47.89	-48.21	-43.04	-21.25	21.79
5785	-45.33	-45.89	-40.59	-21.25	19.34
5845	-44.73	-45.13	-39.92	-21.25	18.67

Temperature	22 ℃	**Humidity**	54%
Test Engineer	Ron Huang / Serway Li	**Configurations**	QPSK, 40M / Average / Port 1 + Port 2 / 3GHz~6GHz

Frequency (MHz)	Chain(TX1) Spurious Level (dBm)	Chain(TX2) Spurious Level (dBm)	Total Spurious Level (dBm)	Limit (dBm)	Margin (dBm)
5745	-50.64	-52.92	-46.62	-41.25	5.37
5785	-57.51	-59.15	-53.24	-41.25	11.99
5830	-52.64	-52.04	-47.32	-41.25	6.07

Temperature	22 ℃	**Humidity**	54%
Test Engineer	Ron Huang / Serway Li	**Configurations**	QPSK, 40M / Peak / Port 1 + Port 2 / 3GHz~6GHz

Frequency (MHz)	Chain(TX1) Spurious Level (dBm)	Chain(TX2) Spurious Level (dBm)	Total Spurious Level (dBm)	Limit (dBm)	Margin (dBm)
5745	-32.17	-37.36	-29.02	-21.25	7.77
5785	-40.22	-41.89	-35.96	-21.25	14.71
5830	-33.28	-34.39	-28.79	-21.25	7.54

Temperature	22 ℃	**Humidity**	54%
Test Engineer	Ron Huang / Serway Li	**Configurations**	QPSK, 5M / Average / Port 1 + Port 2 / 6GHz~9GHz

Frequency (MHz)	Chain(TX1) Spurious Level (dBm)	Chain(TX2) Spurious Level (dBm)	Total Spurious Level (dBm)	Limit (dBm)	Margin (dBm)
5730	-72.27	-72.08	-67.16	-41.25	25.91
5785	-77.21	-76.78	-71.98	-41.25	30.73
5845	-72.65	-66.29	-63.39	-41.25	22.14

Temperature	22 ℃	Humidity	54%
Test Engineer	Ron Huang / Serway Li	Configurations	QPSK, 5M / Peak / Port 1 + Port 2 / 6GHz~9GHz

Frequency (MHz)	Chain(TX1) Spurious Level (dBm)	Chain(TX2) Spurious Level (dBm)	Total Spurious Level (dBm)	Limit (dBm)	Margin (dBm)
5730	-59.78	-60.26	-55.00	-21.25	33.75
5785	-64.88	-64.65	-59.75	-21.25	38.50
5845	-60.15	-57.34	-53.51	-21.25	32.26

Temperature	22 ℃	Humidity	54%
Test Engineer	Ron Huang / Serway Li	Configurations	QPSK, 40M / Average / Port 1 + Port 2 / 6GHz~9GHz

Frequency (MHz)	Chain(TX1) Spurious Level (dBm)	Chain(TX2) Spurious Level (dBm)	Total Spurious Level (dBm)	Limit (dBm)	Margin (dBm)
5745	-66.67	-65.41	-60.98	-41.25	19.73
5785	-63.59	-64.10	-58.83	-41.25	17.58
5830	-61.21	-61.00	-56.09	-41.25	14.84

Temperature	22 ℃	Humidity	54%
Test Engineer	Ron Huang / Serway Li	Configurations	QPSK, 40M / Peak / Port 1 + Port 2 / 6GHz~9GHz

Frequency (MHz)	Chain(TX1) Spurious Level (dBm)	Chain(TX2) Spurious Level (dBm)	Total Spurious Level (dBm)	Limit (dBm)	Margin (dBm)
5745	-53.72	-53.72	-48.71	-21.25	27.46
5785	-46.87	-52.28	-43.77	-21.25	22.52
5830	-43.60	-46.97	-39.96	-21.25	18.71

Temperature	22 ℃	**Humidity**	54%
Test Engineer	Ron Huang / Serway Li	**Configurations**	QPSK, 5M / Average / Port 1 + Port 2 / 9GHz~18GHz

Frequency (MHz)	Chain(TX1) Spurious Level (dBm)	Chain(TX2) Spurious Level (dBm)	Total Spurious Level (dBm)	Limit (dBm)	Margin (dBm)
5730	-74.85	-70.63	-67.24	-41.25	25.99
5785	-68.71	-70.61	-64.55	-41.25	23.30
5845	-69.12	-64.86	-61.48	-41.25	20.23

Temperature	22 ℃	**Humidity**	54%
Test Engineer	Ron Huang / Serway Li	**Configurations**	QPSK, 5M / Peak / Port 1 + Port 2 / 9GHz~18GHz

Frequency (MHz)	Chain(TX1) Spurious Level (dBm)	Chain(TX2) Spurious Level (dBm)	Total Spurious Level (dBm)	Limit (dBm)	Margin (dBm)
5730	-53.64	-53.79	-48.70	-21.25	27.45
5785	-43.24	-43.75	-38.48	-21.25	17.23
5845	-44.24	-41.07	-37.36	-21.25	16.11

Temperature	22 ℃	**Humidity**	54%
Test Engineer	Ron Huang / Serway Li	**Configurations**	QPSK, 40M / Average / Port 1 + Port 2 / 9GHz~18GHz

Frequency (MHz)	Chain(TX1) Spurious Level (dBm)	Chain(TX2) Spurious Level (dBm)	Total Spurious Level (dBm)	Limit (dBm)	Margin (dBm)
5745	-75.70	-75.93	-70.80	-41.25	29.55
5785	-69.02	-73.29	-65.64	-41.25	24.39
5830	-73.22	-70.40	-66.57	-41.25	25.32

Temperature	22 ℃	**Humidity**	54%
Test Engineer	Ron Huang / Serway Li	**Configurations**	QPSK, 40M / Peak / Port 1 + Port 2 / 9GHz~18GHz

Frequency (MHz)	Chain(TX1) Spurious Level (dBm)	Chain(TX2) Spurious Level (dBm)	Total Spurious Level (dBm)	Limit (dBm)	Margin (dBm)
5745	-57.44	-57.20	-52.31	-21.25	31.06
5785	-50.88	-53.43	-46.96	-21.25	25.71
5830	-55.49	-51.78	-48.24	-21.25	26.99

Temperature	22 ℃	**Humidity**	54%
Test Engineer	Ron Huang / Serway Li	**Configurations**	QPSK, 5M / Average / Port 1 + Port 2 / 18GHz~40GHz

Frequency (MHz)	Chain(TX1) Spurious Level (dBm)	Chain(TX2) Spurious Level (dBm)	Total Spurious Level (dBm)	Limit (dBm)	Margin (dBm)
5730	-70.62	-70.88	-65.74	-41.25	24.49
5785	-70.88	-71.00	-65.93	-41.25	24.68
5845	-70.96	-70.79	-65.86	-41.25	24.61

Temperature	22 ℃	**Humidity**	54%
Test Engineer	Ron Huang / Serway Li	**Configurations**	QPSK, 5M / Peak / Port 1 + Port 2 / 18GHz~40GHz

Frequency (MHz)	Chain(TX1) Spurious Level (dBm)	Chain(TX2) Spurious Level (dBm)	Total Spurious Level (dBm)	Limit (dBm)	Margin (dBm)
5730	-55.34	-55.70	-50.51	-21.25	29.26
5785	-57.58	-53.25	-49.89	-21.25	28.64
5845	-54.13	-57.70	-50.55	-21.25	29.30

Temperature	22 ℃	**Humidity**	54%
Test Engineer	Ron Huang / Serway Li	**Configurations**	QPSK, 40M / Average / Port 1 + Port 2 / 18GHz~40GHz

Frequency (MHz)	Chain(TX1) Spurious Level (dBm)	Chain(TX2) Spurious Level (dBm)	Total Spurious Level (dBm)	Limit (dBm)	Margin (dBm)
5745	-70.87	-70.84	-65.84	-41.25	24.59
5785	-70.89	-70.85	-65.86	-41.25	24.61
5830	-71.06	-70.81	-65.92	-41.25	24.67

Temperature	22 ℃	**Humidity**	54%
Test Engineer	Ron Huang / Serway Li	**Configurations**	QPSK, 40M / Peak / Port 1 + Port 2 / 18GHz~40GHz

Frequency (MHz)	Chain(TX1) Spurious Level (dBm)	Chain(TX2) Spurious Level (dBm)	Total Spurious Level (dBm)	Limit (dBm)	Margin (dBm)
5745	-57.45	-58.10	-52.75	-21.25	31.50
5785	-58.65	-57.62	-53.09	-21.25	31.84
5830	-57.78	-57.58	-52.67	-21.25	31.42

For Antenna 2:

Temperature	22 ℃	**Humidity**	54%
Test Engineer	Ron Huang / Serway Li	**Configurations**	QPSK, 5M / Average / Port 1 + Port 2 / 1GHz~3GHz

Frequency (MHz)	Chain(TX1) Spurious Level (dBm)	Chain(TX2) Spurious Level (dBm)	Total Spurious Level (dBm)	Limit (dBm)	Margin (dBm)
5730	-82.17	-82.21	-55.18	-41.25	13.93
5785	-82.27	-82.36	-55.30	-41.25	14.05
5845	-82.21	-82.34	-55.26	-41.25	14.01

Temperature	22 ℃	**Humidity**	54%
Test Engineer	Ron Huang / Serway Li	**Configurations**	QPSK, 5M / Peak / Port 1 + Port 2 / 1GHz~3GHz

Frequency (MHz)	Chain(TX1) Spurious Level (dBm)	Chain(TX2) Spurious Level (dBm)	Total Spurious Level (dBm)	Limit (dBm)	Margin (dBm)
5730	-69.14	-69.64	-42.37	-21.25	21.12
5785	-69.12	-68.94	-42.02	-21.25	20.77
5845	-68.46	-69.26	-41.83	-21.25	20.58

Temperature	22 ℃	**Humidity**	54%
Test Engineer	Ron Huang / Serway Li	**Configurations**	QPSK, 40M / Average / Port 1 + Port 2 / 1GHz~3GHz

Frequency (MHz)	Chain(TX1) Spurious Level (dBm)	Chain(TX2) Spurious Level (dBm)	Total Spurious Level (dBm)	Limit (dBm)	Margin (dBm)
5745	-82.32	-81.75	-55.02	-41.25	13.77
5785	-82.76	-82.43	-55.58	-41.25	14.33
5830	-82.29	-82.33	-55.30	-41.25	14.05

Temperature	22 ℃	**Humidity**	54%
Test Engineer	Ron Huang / Serway Li	**Configurations**	QPSK, 40M / Peak / Port 1 + Port 2 / 1GHz~3GHz

Frequency (MHz)	Chain(TX1) Spurious Level (dBm)	Chain(TX2) Spurious Level (dBm)	Total Spurious Level (dBm)	Limit (dBm)	Margin (dBm)
5745	-69.03	-68.86	-41.93	-21.25	20.68
5785	-68.75	-69.39	-42.05	-21.25	20.80
5830	-69.39	-69.40	-42.38	-21.25	21.13

Temperature	22 ℃	**Humidity**	54%
Test Engineer	Ron Huang / Serway Li	**Configurations**	QPSK, 5M / Average / Port 1 + Port 2 / 3GHz~6GHz

Frequency (MHz)	Chain(TX1) Spurious Level (dBm)	Chain(TX2) Spurious Level (dBm)	Total Spurious Level (dBm)	Limit (dBm)	Margin (dBm)
5730	-74.29	-79.44	-49.13	-41.25	7.88
5785	-69.37	-70.73	-42.99	-41.25	1.74
5845	-69.02	-68.06	-41.50	-41.25	0.25

Temperature	22 ℃	**Humidity**	54%
Test Engineer	Ron Huang / Serway Li	**Configurations**	QPSK, 5M / Peak / Port 1 + Port 2 / 3GHz~6GHz

Frequency (MHz)	Chain(TX1) Spurious Level (dBm)	Chain(TX2) Spurious Level (dBm)	Total Spurious Level (dBm)	Limit (dBm)	Margin (dBm)
5730	-60.47	-64.82	-35.11	-21.25	13.86
5785	-59.17	-60.23	-32.66	-21.25	11.41
5845	-57.52	-57.12	-30.31	-21.25	9.06

Temperature	22 ℃	**Humidity**	54%
Test Engineer	Ron Huang / Serway Li	**Configurations**	QPSK, 40M / Average / Port 1 + Port 2 / 3GHz~6GHz

Frequency (MHz)	Chain(TX1) Spurious Level (dBm)	Chain(TX2) Spurious Level (dBm)	Total Spurious Level (dBm)	Limit (dBm)	Margin (dBm)
5745	-72.81	-71.39	-45.03	-41.25	3.78
5785	-69.68	-72.14	-43.73	-41.25	2.48
5830	-73.36	-72.79	-46.06	-41.25	4.81

Temperature	22 ℃	**Humidity**	54%
Test Engineer	Ron Huang / Serway Li	**Configurations**	QPSK, 40M / Peak / Port 1 + Port 2 / 3GHz~6GHz

Frequency (MHz)	Chain(TX1) Spurious Level (dBm)	Chain(TX2) Spurious Level (dBm)	Total Spurious Level (dBm)	Limit (dBm)	Margin (dBm)
5745	-53.77	-55.84	-27.67	-21.25	6.42
5785	-53.74	-56.14	-27.77	-21.25	6.52
5830	-54.84	-56.79	-28.70	-21.25	7.45

Temperature	22 ℃	**Humidity**	54%
Test Engineer	Ron Huang / Serway Li	**Configurations**	QPSK, 5M / Average / Port 1 + Port 2 / 6GHz~9GHz

Frequency (MHz)	Chain(TX1) Spurious Level (dBm)	Chain(TX2) Spurious Level (dBm)	Total Spurious Level (dBm)	Limit (dBm)	Margin (dBm)
5730	-78.55	-78.70	-51.61	-41.25	10.36
5785	-77.29	-76.81	-50.03	-41.25	8.78
5845	-72.19	-68.31	-42.82	-41.25	1.57

Temperature	22 ℃	Humidity	54%
Test Engineer	Ron Huang / Serway Li	Configurations	QPSK, 5M / Peak / Port 1 + Port 2 / 6GHz~9GHz

Frequency (MHz)	Chain(TX1) Spurious Level (dBm)	Chain(TX2) Spurious Level (dBm)	Total Spurious Level (dBm)	Limit (dBm)	Margin (dBm)
5730	-64.76	-65.96	-38.31	-21.25	17.06
5785	-64.89	-63.86	-37.33	-21.25	16.08
5845	-60.24	-56.74	-31.14	-21.25	9.89

Temperature	22 ℃	Humidity	54%
Test Engineer	Ron Huang / Serway Li	Configurations	QPSK, 40M / Average / Port 1 + Port 2 / 6GHz~9GHz

Frequency (MHz)	Chain(TX1) Spurious Level (dBm)	Chain(TX2) Spurious Level (dBm)	Total Spurious Level (dBm)	Limit (dBm)	Margin (dBm)
5745	-74.54	-74.09	-47.30	-41.25	6.05
5785	-72.22	-72.32	-45.26	-41.25	4.01
5830	-70.45	-69.67	-43.03	-41.25	1.78

Temperature	22 ℃	Humidity	54%
Test Engineer	Ron Huang / Serway Li	Configurations	QPSK, 40M / Peak / Port 1 + Port 2 / 6GHz~9GHz

Frequency (MHz)	Chain(TX1) Spurious Level (dBm)	Chain(TX2) Spurious Level (dBm)	Total Spurious Level (dBm)	Limit (dBm)	Margin (dBm)
5745	-61.94	-60.89	-34.37	-21.25	13.12
5785	-56.63	-60.58	-31.16	-21.25	9.91
5830	-55.72	-55.64	-28.67	-21.25	7.42

Temperature	22 ℃	**Humidity**	54%
Test Engineer	Ron Huang / Serway Li	**Configurations**	QPSK, 5M / Average / Port 1 + Port 2 / 9GHz~18GHz

Frequency (MHz)	Chain(TX1) Spurious Level (dBm)	Chain(TX2) Spurious Level (dBm)	Total Spurious Level (dBm)	Limit (dBm)	Margin (dBm)
5730	-71.23	-71.99	-44.58	-41.25	3.33
5785	-70.86	-72.08	-44.42	-41.25	3.17
5845	-68.71	-69.79	-42.21	-41.25	0.96

Temperature	22 ℃	**Humidity**	54%
Test Engineer	Ron Huang / Serway Li	**Configurations**	QPSK, 5M / Peak / Port 1 + Port 2 / 9GHz~18GHz

Frequency (MHz)	Chain(TX1) Spurious Level (dBm)	Chain(TX2) Spurious Level (dBm)	Total Spurious Level (dBm)	Limit (dBm)	Margin (dBm)
5730	-50.08	-49.91	-22.98	-21.25	1.73
5785	-49.27	-50.61	-22.88	-21.25	1.63
5845	-49.24	-49.19	-22.20	-21.25	0.95

Temperature	22 ℃	**Humidity**	54%
Test Engineer	Ron Huang / Serway Li	**Configurations**	QPSK, 40M / Average / Port 1 + Port 2 / 9GHz~18GHz

Frequency (MHz)	Chain(TX1) Spurious Level (dBm)	Chain(TX2) Spurious Level (dBm)	Total Spurious Level (dBm)	Limit (dBm)	Margin (dBm)
5745	-71.42	-71.39	-44.39	-41.25	3.14
5785	-71.40	-72.94	-45.09	-41.25	3.84
5830	-73.66	-73.13	-46.38	-41.25	5.13

Temperature	22 ℃	Humidity	54%
Test Engineer	Ron Huang / Serway Li	Configurations	QPSK, 40M / Peak / Port 1 + Port 2 / 9GHz~18GHz

Frequency (MHz)	Chain(TX1) Spurious Level (dBm)	Chain(TX2) Spurious Level (dBm)	Total Spurious Level (dBm)	Limit (dBm)	Margin (dBm)
5745	-54.81	-53.77	-27.25	-21.25	6.00
5785	-56.03	-57.99	-29.89	-21.25	8.64
5830	-59.41	-58.76	-32.06	-21.25	10.81

Temperature	22 ℃	Humidity	54%
Test Engineer	Ron Huang / Serway Li	Configurations	QPSK, 5M / Average / Port 1 + Port 2 / 18GHz~40GHz

Frequency (MHz)	Chain(TX1) Spurious Level (dBm)	Chain(TX2) Spurious Level (dBm)	Total Spurious Level (dBm)	Limit (dBm)	Margin (dBm)
5730	-74.39	-74.43	-47.40	-41.25	6.15
5785	-74.24	-74.18	-47.20	-41.25	5.95
5845	-70.86	-70.75	-43.79	-41.25	2.54

Temperature	22 ℃	Humidity	54%
Test Engineer	Ron Huang / Serway Li	Configurations	QPSK, 5M / Peak / Port 1 + Port 2 / 18GHz~40GHz

Frequency (MHz)	Chain(TX1) Spurious Level (dBm)	Chain(TX2) Spurious Level (dBm)	Total Spurious Level (dBm)	Limit (dBm)	Margin (dBm)
5730	-59.96	-61.63	-33.70	-21.25	12.45
5785	-61.16	-61.67	-34.40	-21.25	13.15
5845	-57.40	-58.55	-30.93	-21.25	9.68

Temperature	22 ℃	**Humidity**	54%
Test Engineer	Ron Huang / Serway Li	**Configurations**	QPSK, 40M / Average / Port 1 + Port 2 / 18GHz~40GHz

Frequency (MHz)	Chain(TX1) Spurious Level (dBm)	Chain(TX2) Spurious Level (dBm)	Total Spurious Level (dBm)	Limit (dBm)	Margin (dBm)
5745	-70.76	-70.77	-43.75	-41.25	2.50
5785	-70.71	-70.62	-43.65	-41.25	2.40
5830	-70.73	-70.79	-43.75	-41.25	2.50

Temperature	22 ℃	**Humidity**	54%
Test Engineer	Ron Huang / Serway Li	**Configurations**	QPSK, 40M / Peak / Port 1 + Port 2 / 18GHz~40GHz

Frequency (MHz)	Chain(TX1) Spurious Level (dBm)	Chain(TX2) Spurious Level (dBm)	Total Spurious Level (dBm)	Limit (dBm)	Margin (dBm)
5745	-56.78	-57.93	-30.31	-21.25	9.06
5785	-57.63	-57.44	-30.52	-21.25	9.27
5830	-57.61	-58.67	-31.10	-21.25	9.85

For Antenna 1:

Plot on Configuration QPSK, 5M / 5730 MHz / Average / Port 1 / 1GHz~3GHz

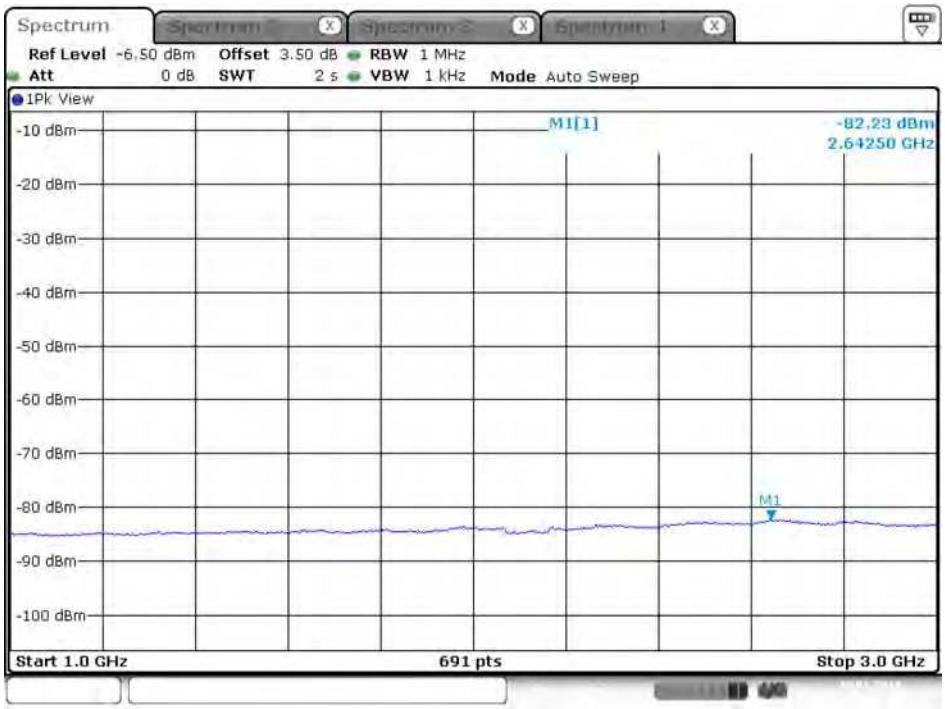

Plot on Configuration QPSK, 5M / 5730 MHz / Average / Port 2 / 1GHz~3GHz

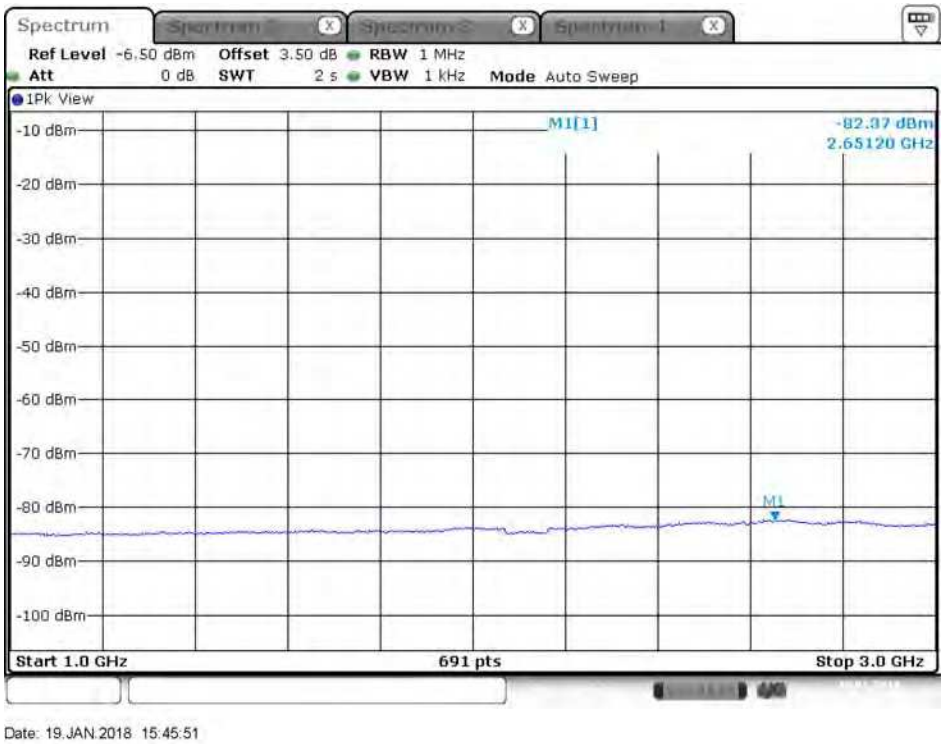

Plot on Configuration QPSK, 5M / 5730 MHz / Peak / Port 1 / 1GHz~3GHz

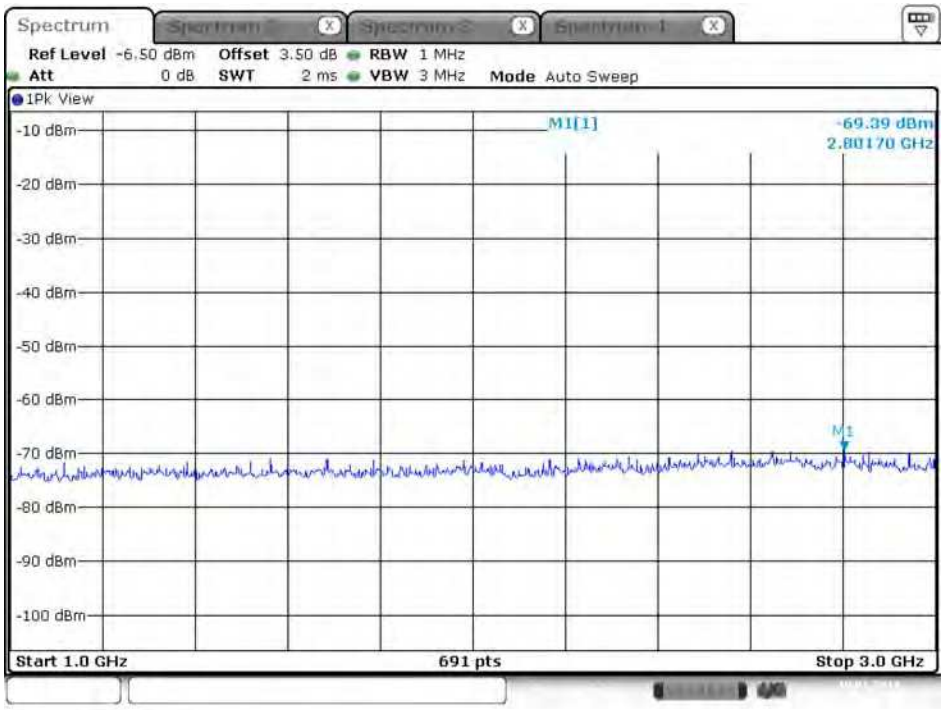

Date: 19.JAN.2018 15:47:08

Plot on Configuration QPSK, 5M / 5730 MHz / Peak / Port 2 / 1GHz~3GHz

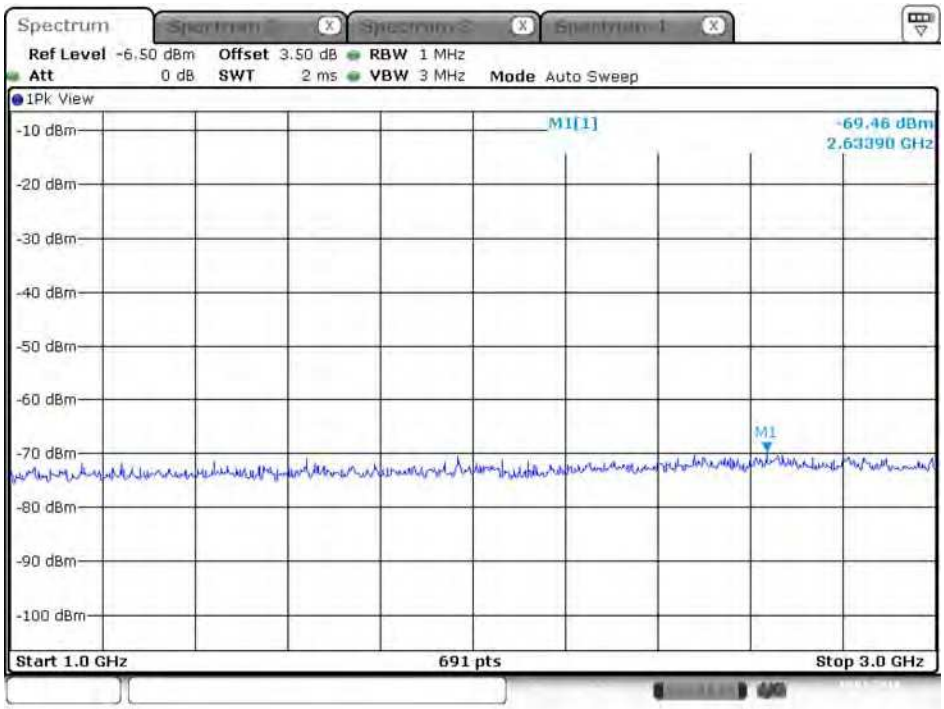

Date: 19.JAN.2018 15:45:27

Plot on Configuration QPSK, 5M / 5785 MHz / Average / Port 1 / 1GHz~3GHz

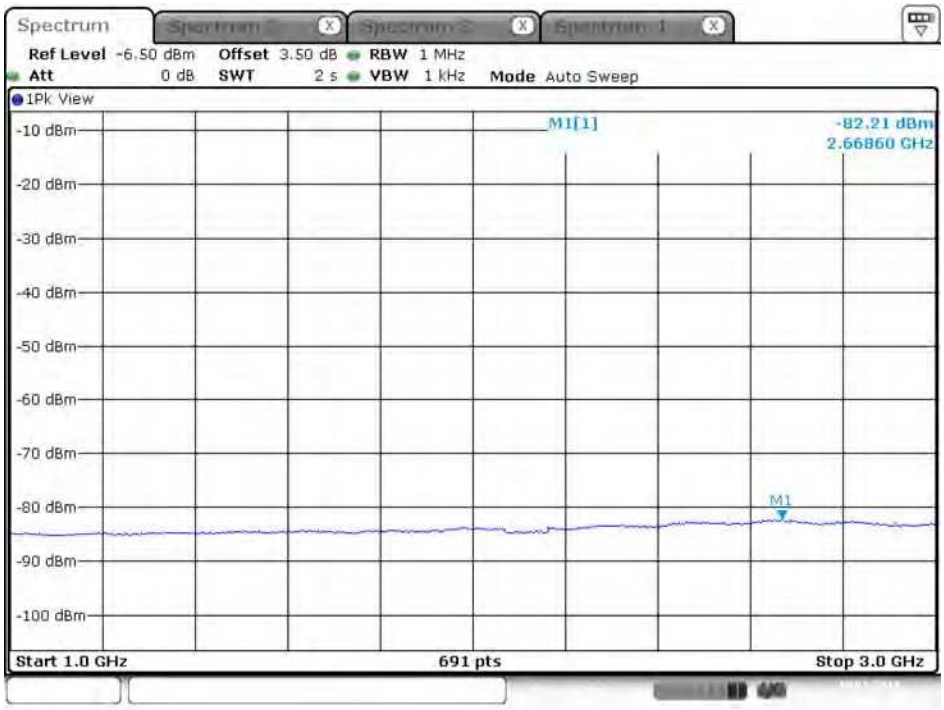

Date: 19.JAN.2018 16:14:56

Plot on Configuration QPSK, 5M / 5785 MHz / Average / Port 2 / 1GHz~3GHz

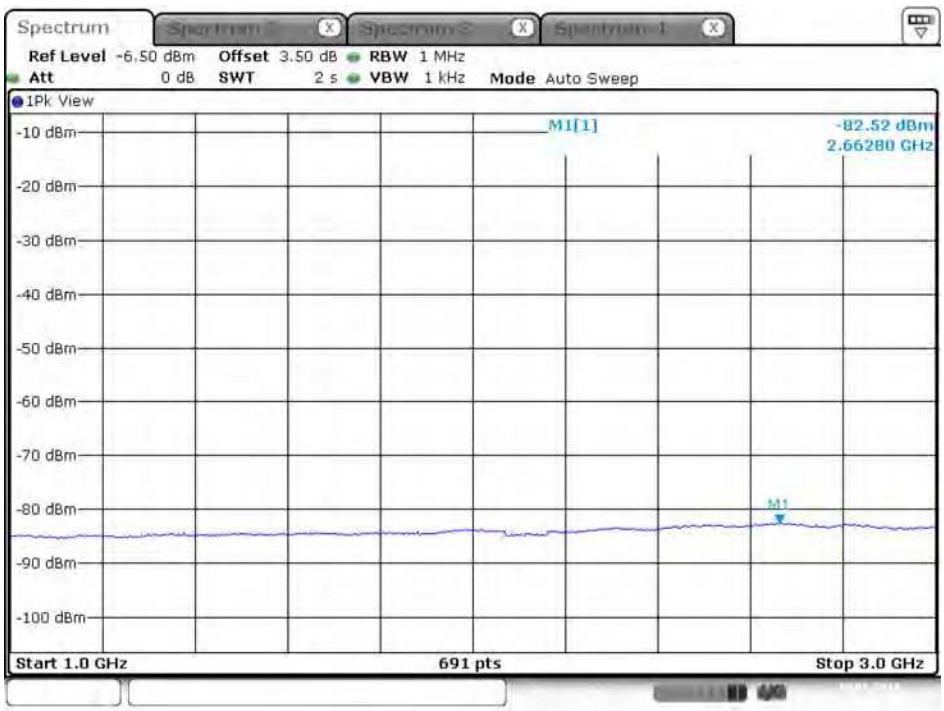

Date: 19.JAN.2018 16:56:43

Plot on Configuration QPSK, 5M / 5785 MHz / Peak / Port 1 / 1GHz~3GHz

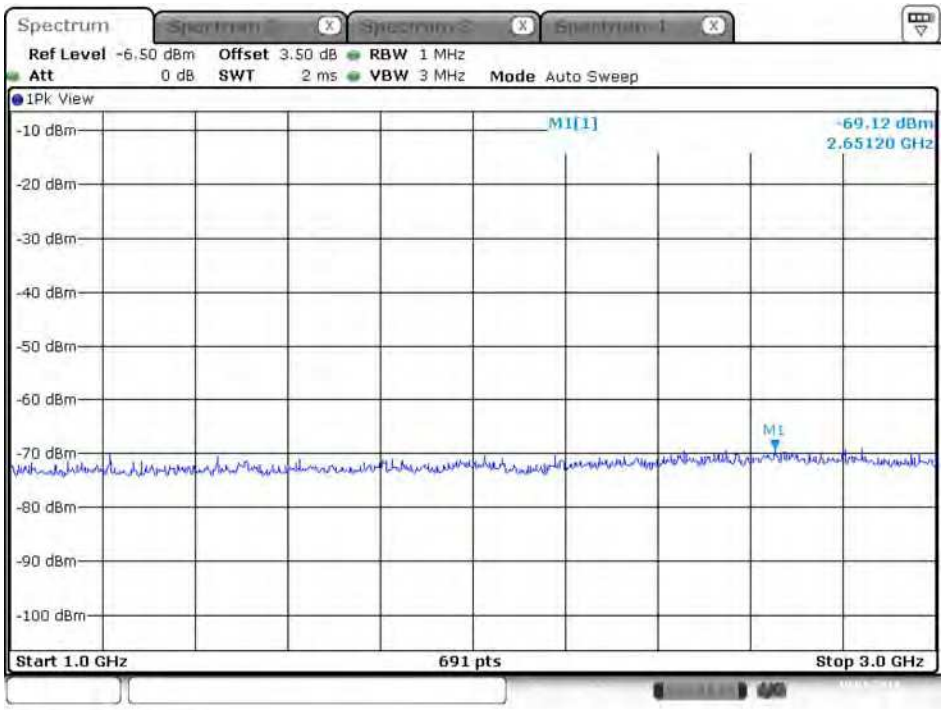

Date: 19.JAN.2018 16:15:50

Plot on Configuration QPSK, 5M / 5785 MHz / Peak / Port 2 / 1GHz~3GHz

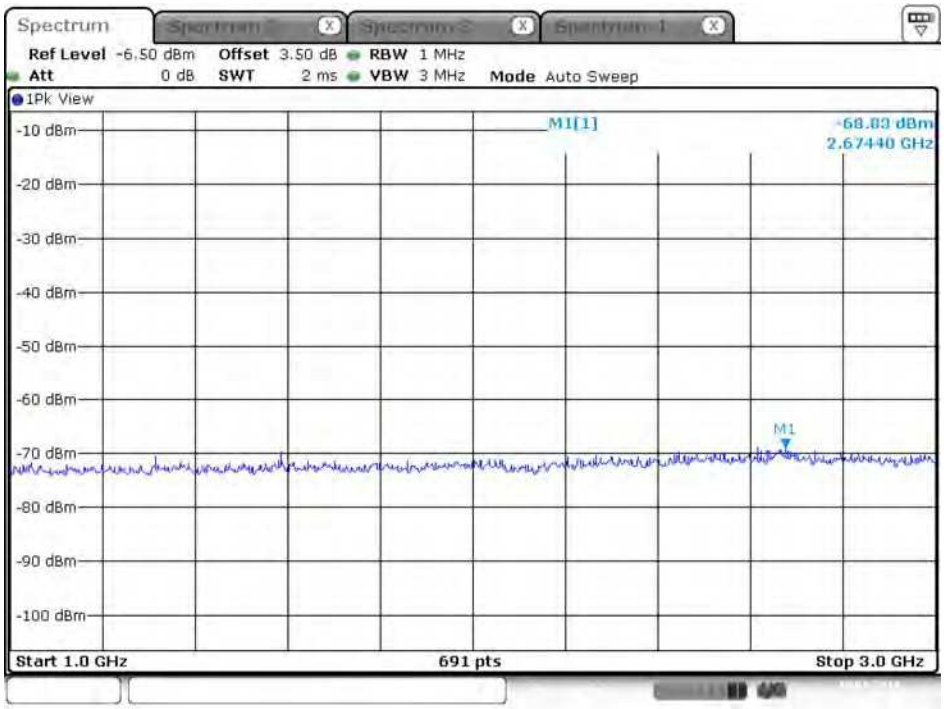

Date: 19.JAN.2018 16:57:13

Plot on Configuration QPSK, 5M / 5845 MHz / Average / Port 1 / 1GHz~3GHz

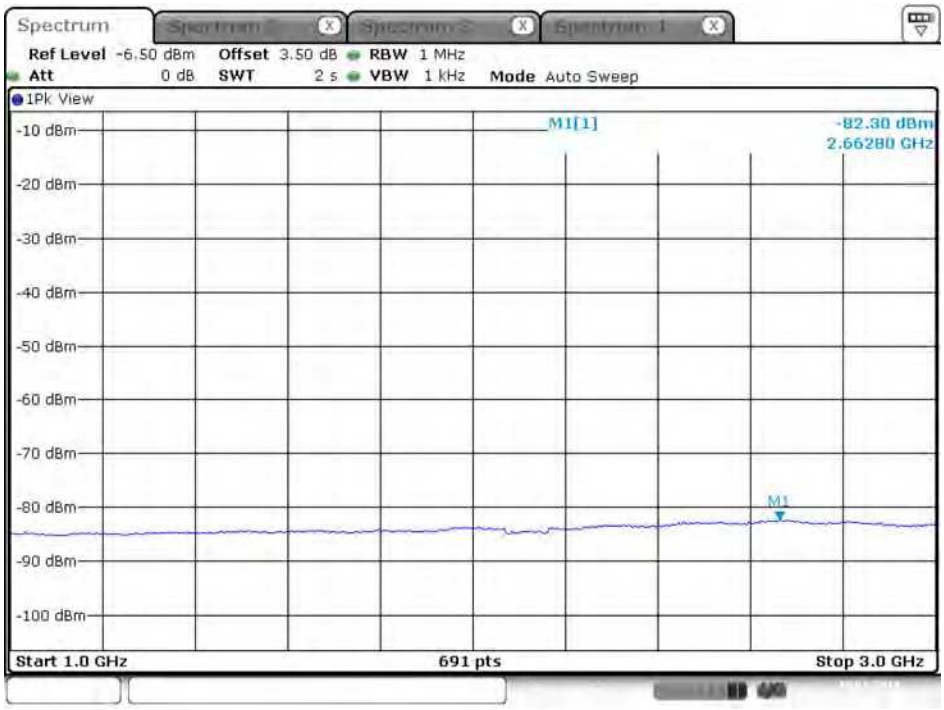

Date: 19.JAN.2018 17:04:05

Plot on Configuration QPSK, 5M / 5845 MHz / Average / Port 2 / 1GHz~3GHz

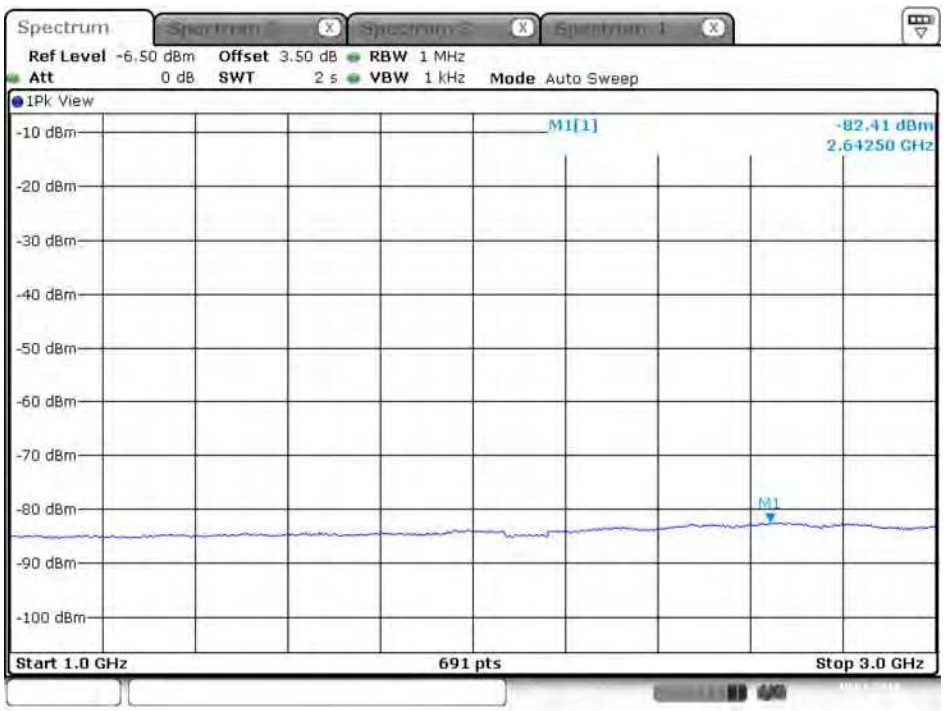

Date: 19.JAN.2018 17:57:47

Plot on Configuration QPSK, 5M / 5845 MHz / Peak / Port 1 / 1GHz~3GHz

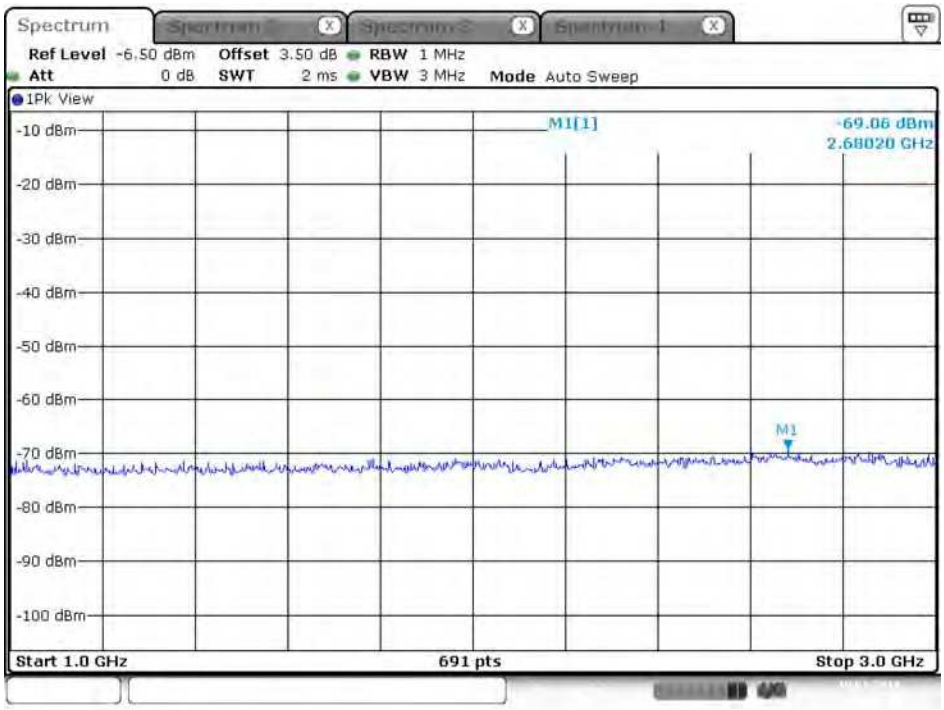

Date: 19.JAN.2018 17:05:08

Plot on Configuration QPSK, 5M / 5845 MHz / Peak / Port 2 / 1GHz~3GHz

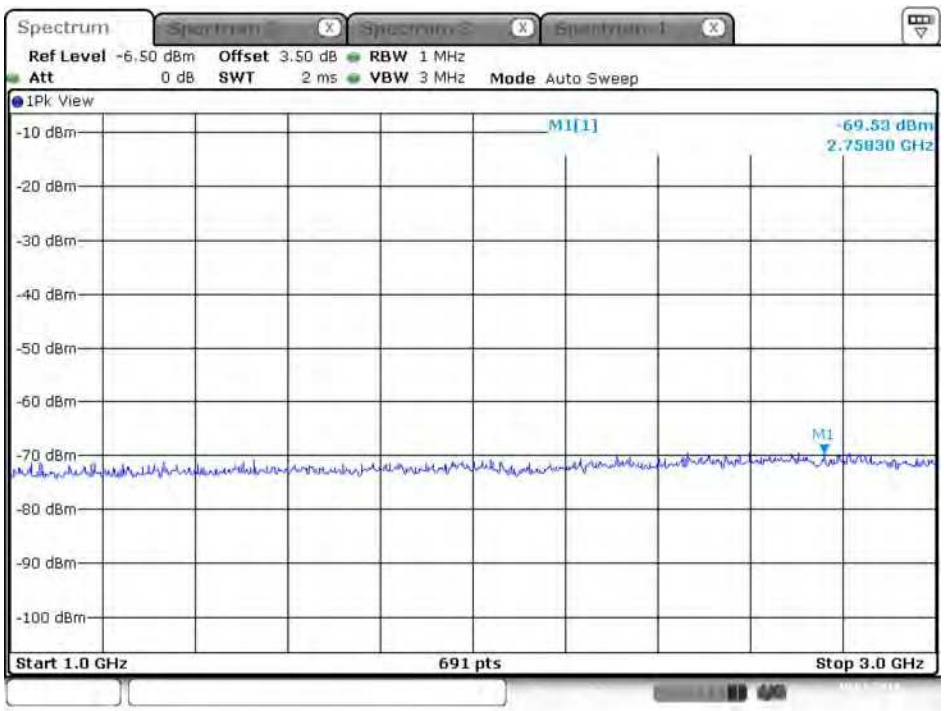

Date: 19.JAN.2018 17:58:08

Plot on Configuration QPSK, 40M / 5745 MHz / Average / Port 1 / 1GHz~3GHz

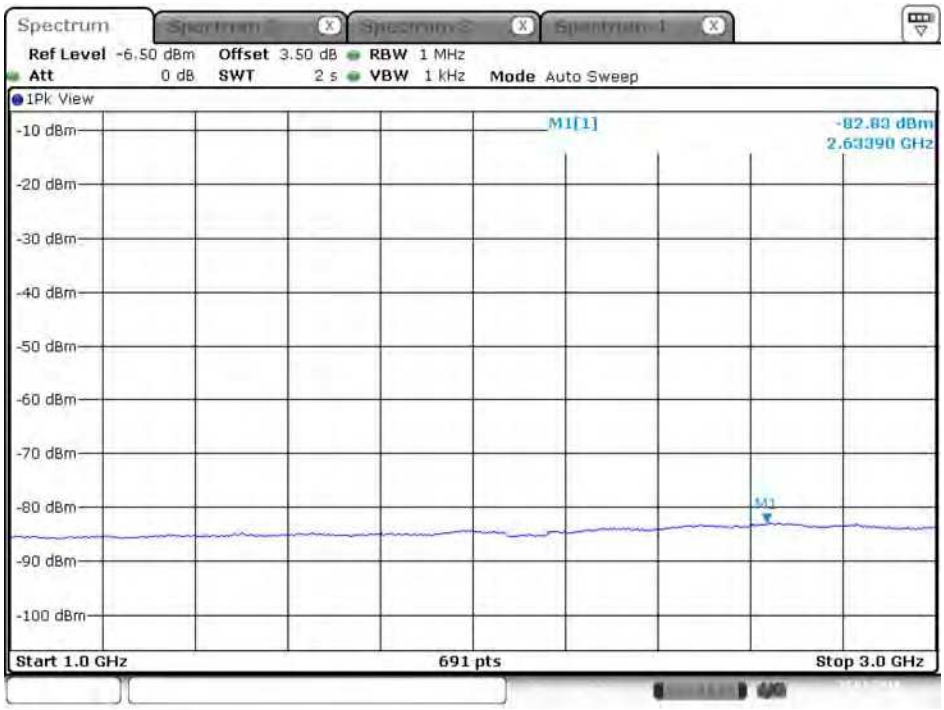

Date: 22.JAN.2018 23:47:25

Plot on Configuration QPSK, 40M / 5745 MHz / Average / Port 2 / 1GHz~3GHz

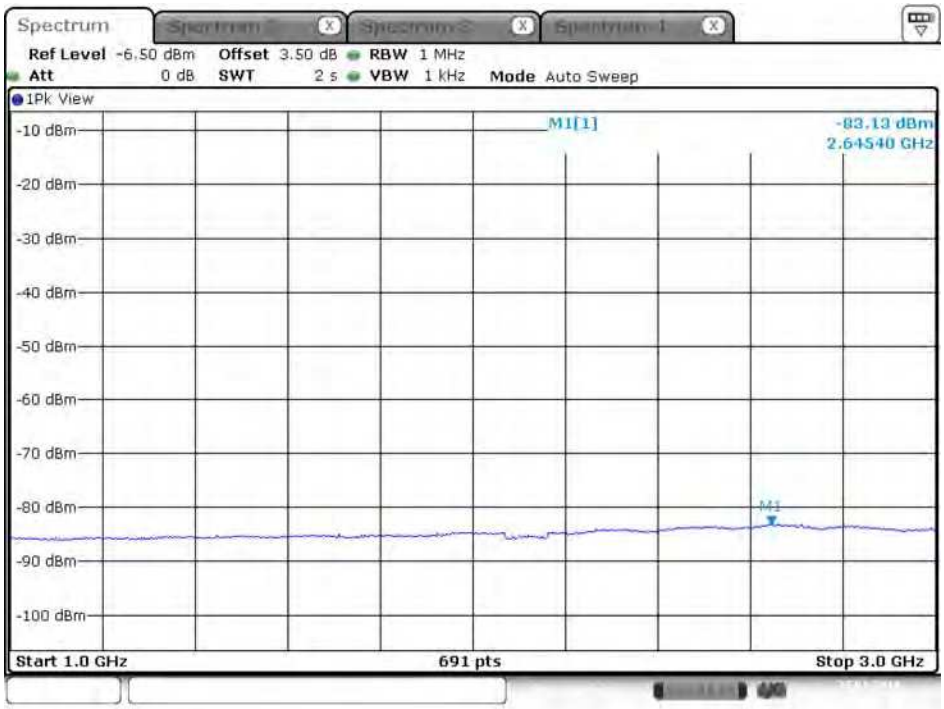

Date: 23.JAN.2018 00:25:28

Plot on Configuration QPSK, 40M / 5745 MHz / Peak / Port 1 / 1GHz~3GHz

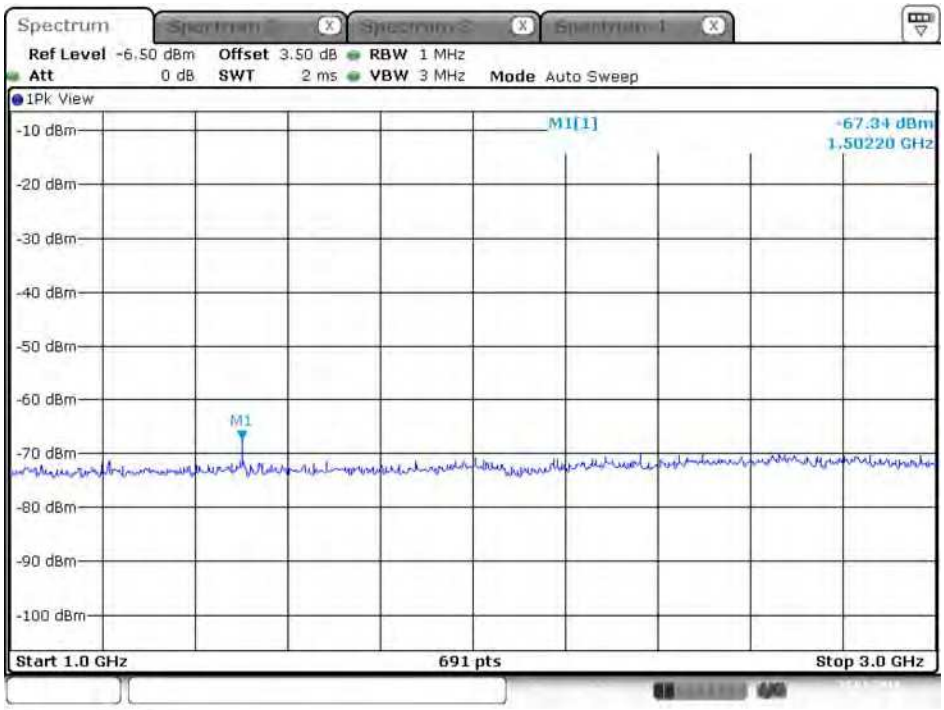

Date: 22.JAN.2018 23:46:46

Plot on Configuration QPSK, 40M / 5745 MHz / Peak / Port 2 / 1GHz~3GHz

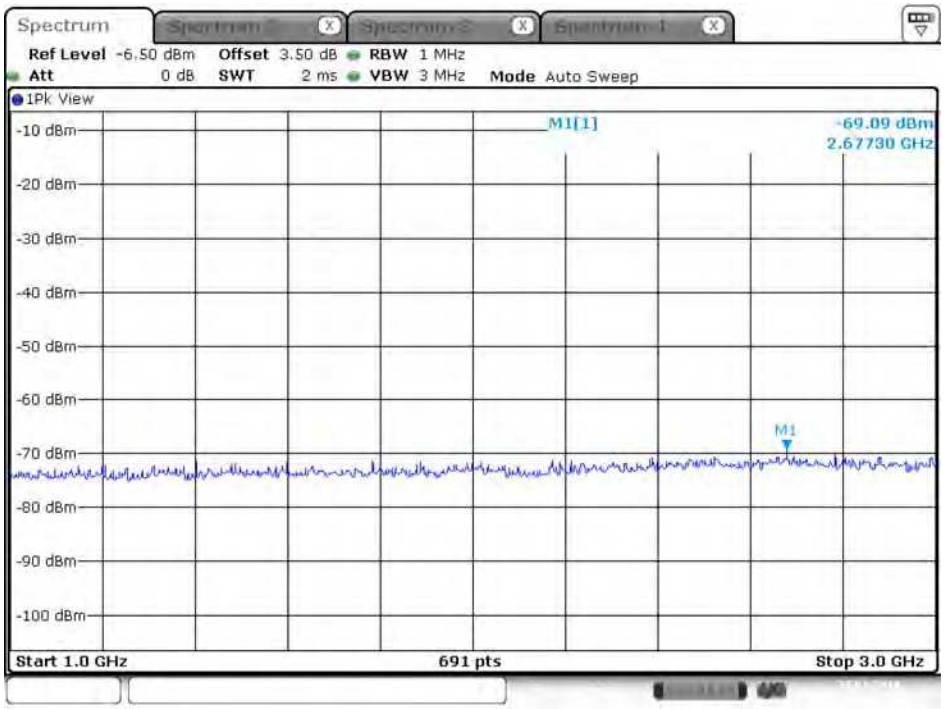

Date: 23.JAN.2018 00:25:14

Plot on Configuration QPSK, 40M / 5785 MHz / Average / Port 1 / 1GHz~3GHz

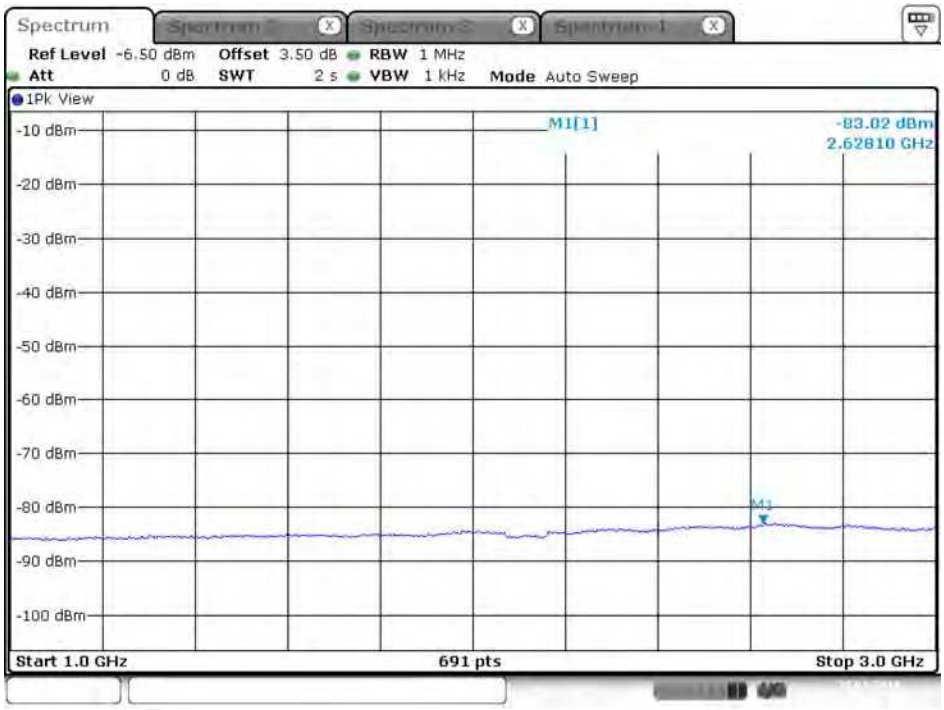

Date: 22.JAN.2018 23:54:23

Plot on Configuration QPSK, 40M / 5785 MHz / Average / Port 2 / 1GHz~3GHz

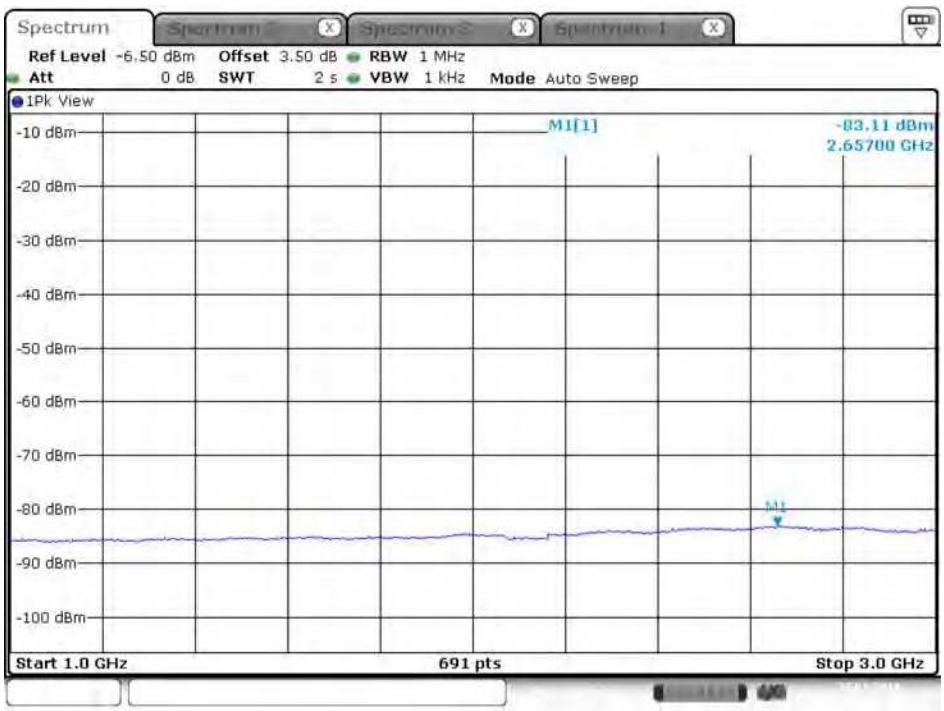

Date: 23.JAN.2018 00:16:50

Plot on Configuration QPSK, 40M / 5785 MHz / Peak / Port 1 / 1GHz~3GHz

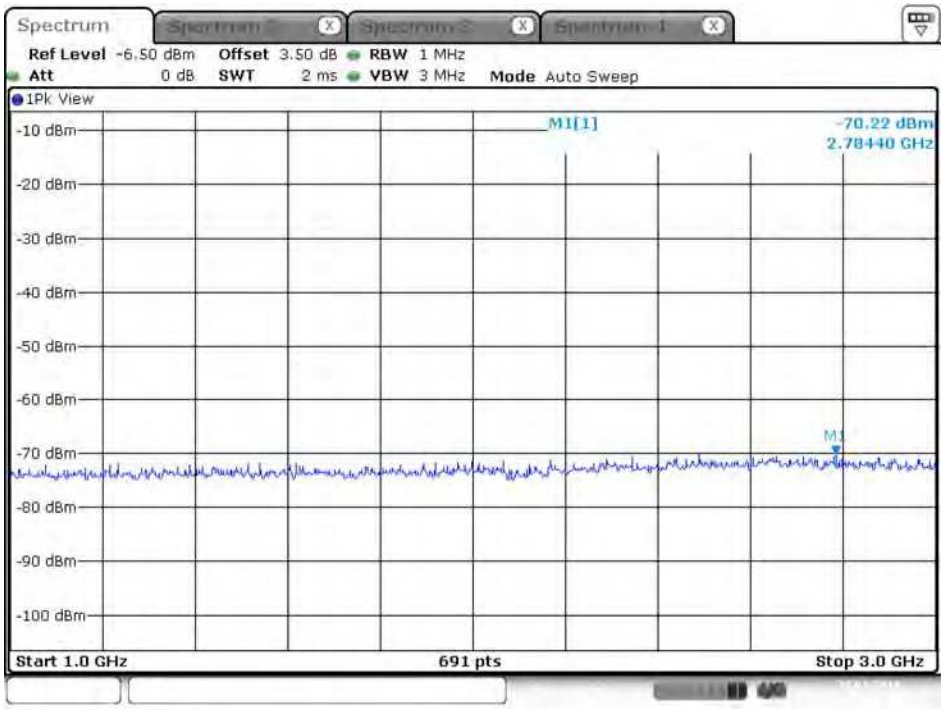

Date: 22.JAN.2018 23:54:37

Plot on Configuration QPSK, 40M / 5785 MHz / Peak / Port 2 / 1GHz~3GHz

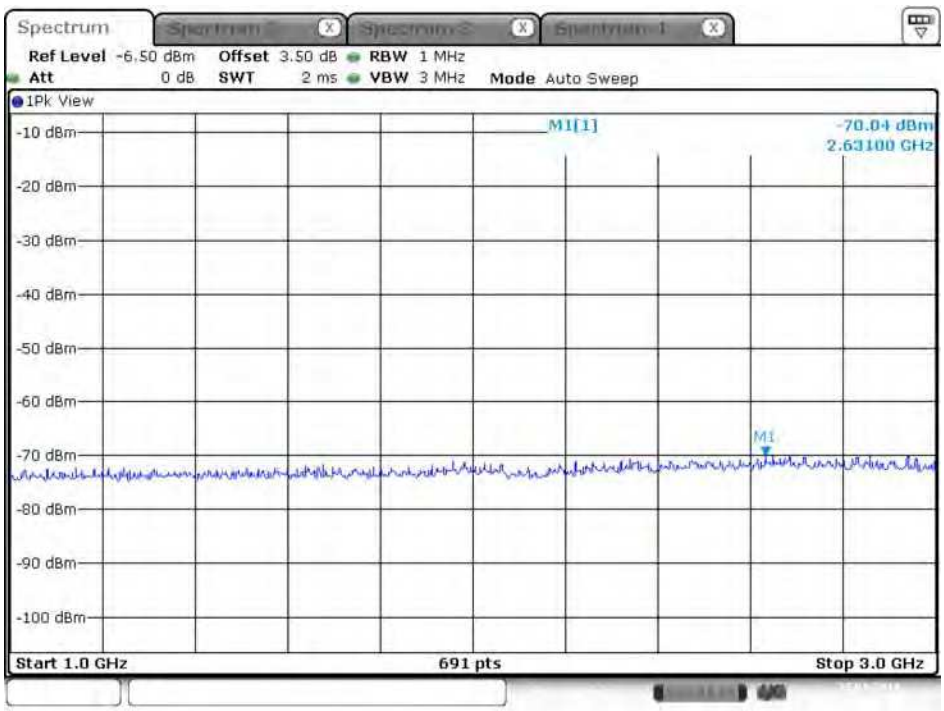

Date: 23.JAN.2018 00:17:08

Plot on Configuration QPSK, 40M / 5830 MHz / Average / Port 1 / 1GHz~3GHz

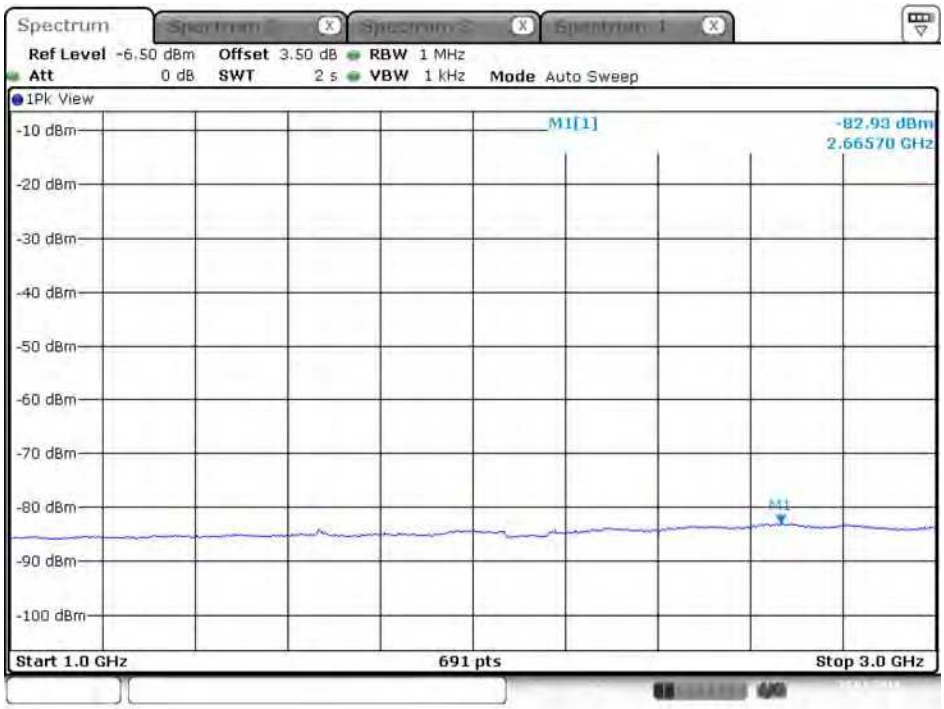

Date: 22.JAN.2018 23:57:49

Plot on Configuration QPSK, 40M / 5830 MHz / Average / Port 2 / 1GHz~3GHz

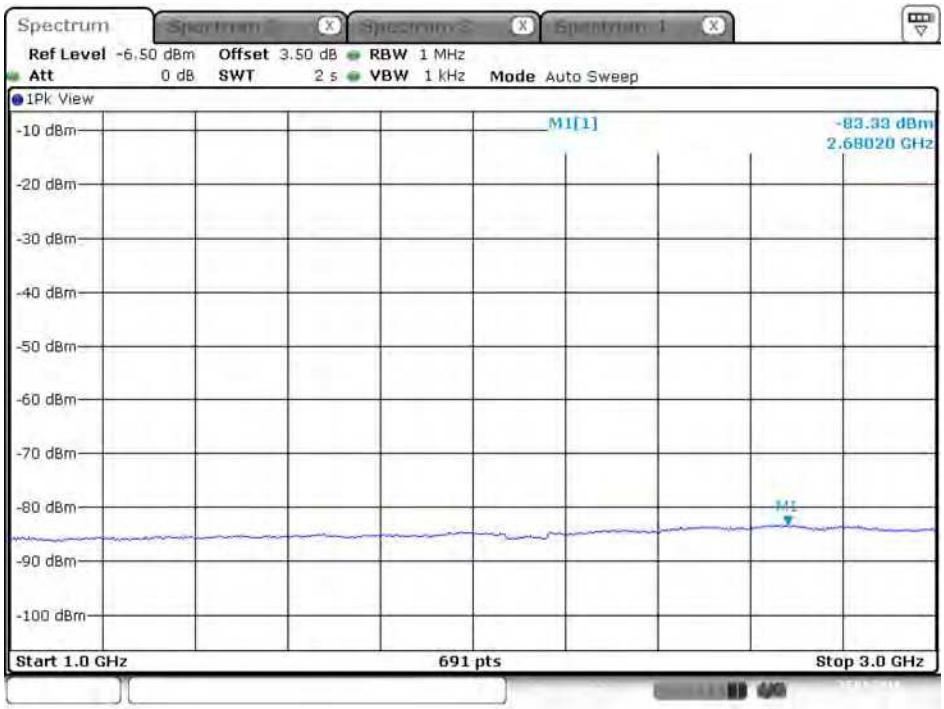

Date: 23.JAN.2018 00:08:43

Plot on Configuration QPSK, 40M / 5830 MHz / Peak / Port 1 / 1GHz~3GHz

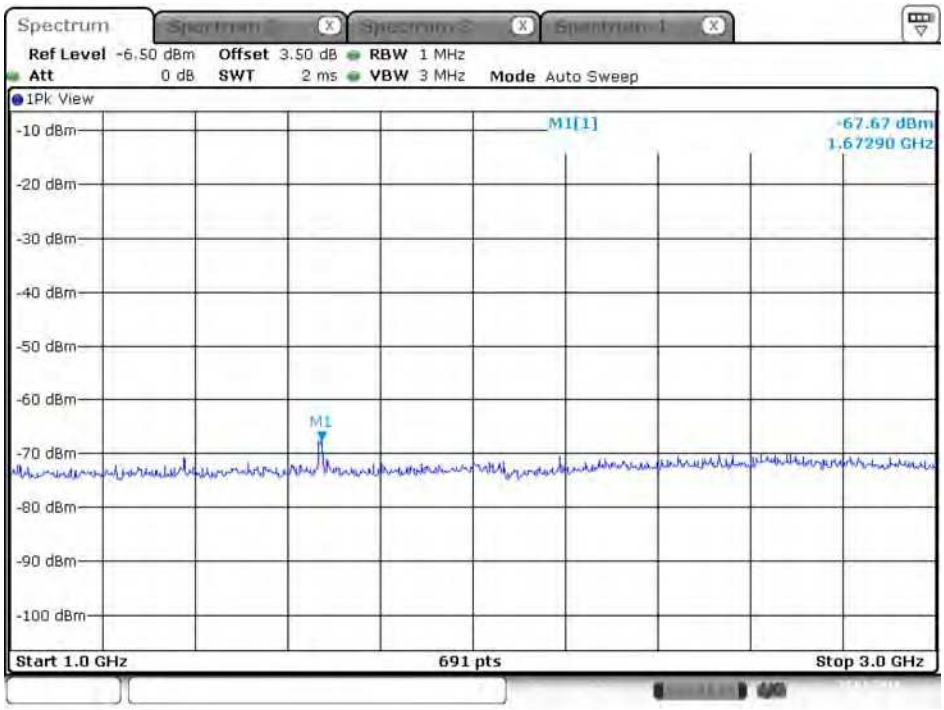

Date: 22.JAN.2018 23:57:36

Plot on Configuration QPSK, 40M / 5830 MHz / Peak / Port 2 / 1GHz~3GHz

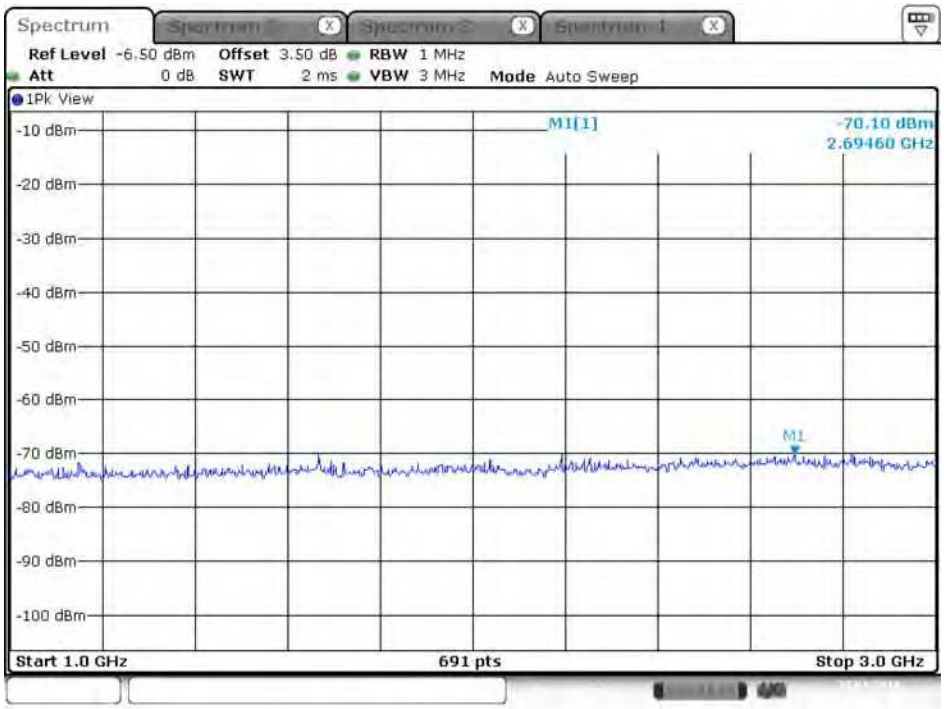

Date: 23.JAN.2018 00:09:00

Plot on Configuration QPSK, 5M / 5730 MHz / Average / Port 1 / 3GHz~6GHz

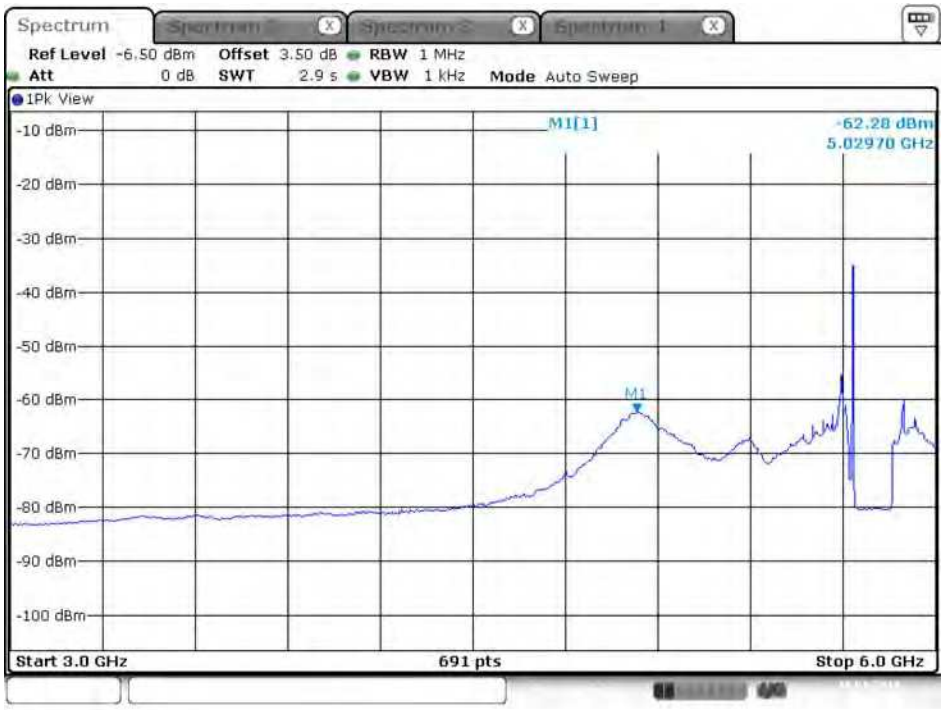

Date: 18.JAN.2018 20:10:35

Plot on Configuration QPSK, 5M / 5730 MHz / Average / Port 2 / 3GHz~6GHz

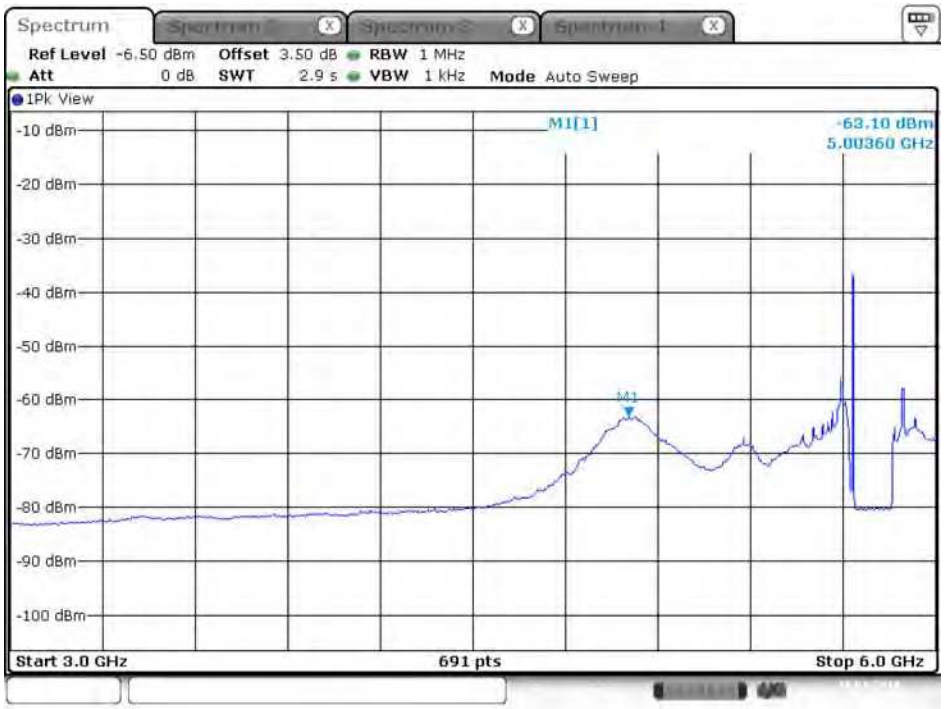

Date: 18.JAN.2018 20:05:36

Plot on Configuration QPSK, 5M / 5730 MHz / Peak / Port 1 / 3GHz~6GHz

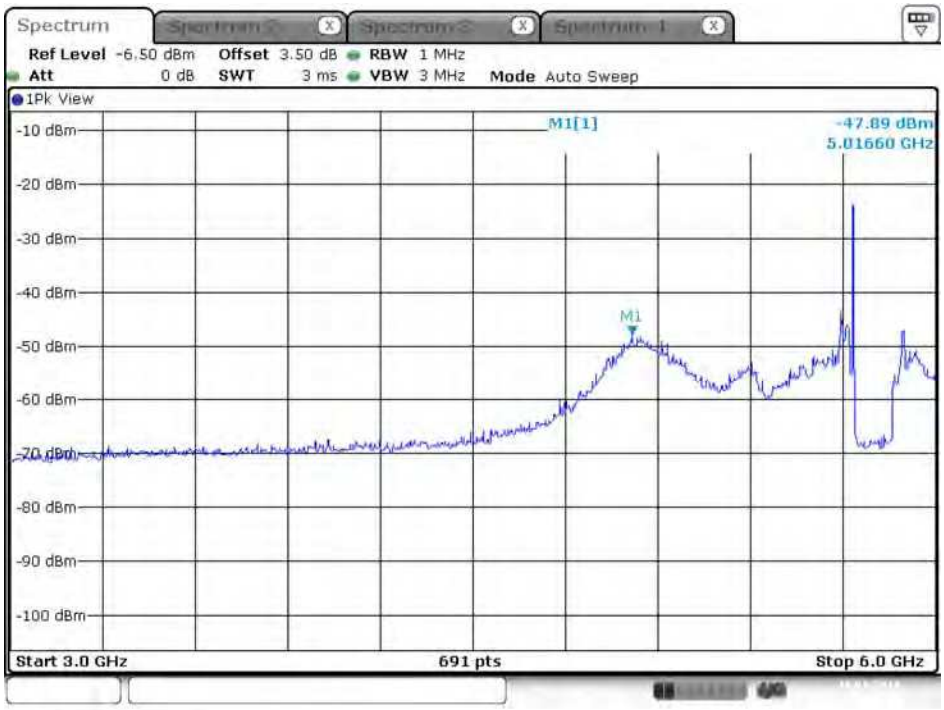

Date: 18.JAN.2018 20:09:39

Plot on Configuration QPSK, 5M / 5730 MHz / Peak / Port 2 / 3GHz~6GHz

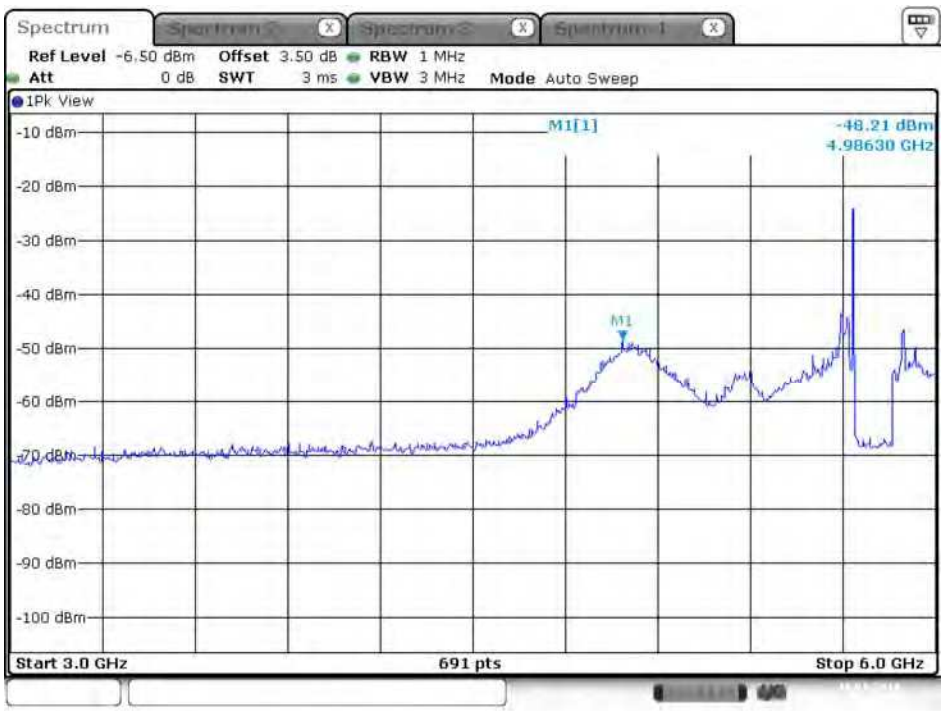

Date: 18.JAN.2018 20:06:45

Plot on Configuration QPSK, 5M / 5785 MHz / Average / Port 1 / 3GHz~6GHz

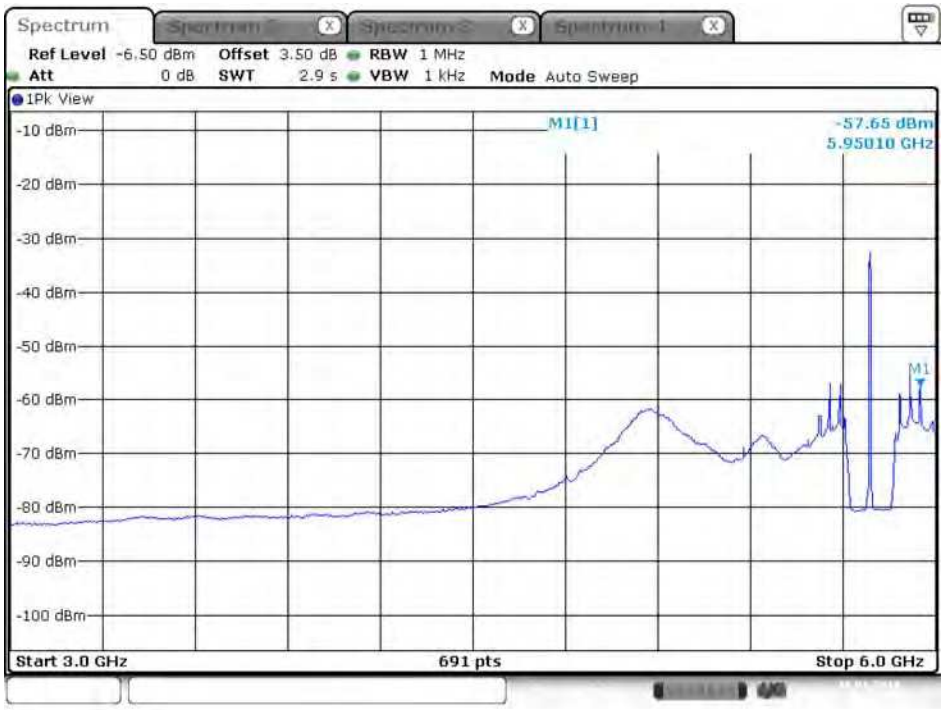

Date: 18.JAN.2018 20:13:55

Plot on Configuration QPSK, 5M / 5785 MHz / Average / Port 2 / 3GHz~6GHz

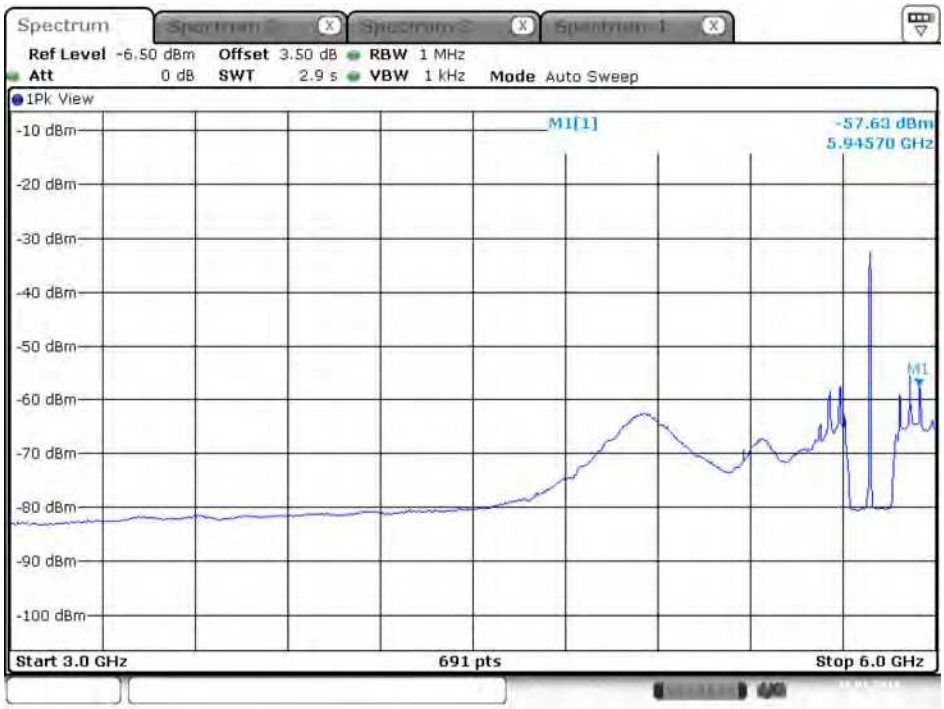

Date: 18.JAN.2018 20:17:10

Plot on Configuration QPSK, 5M / 5785 MHz / Peak / Port 1 / 3GHz~6GHz

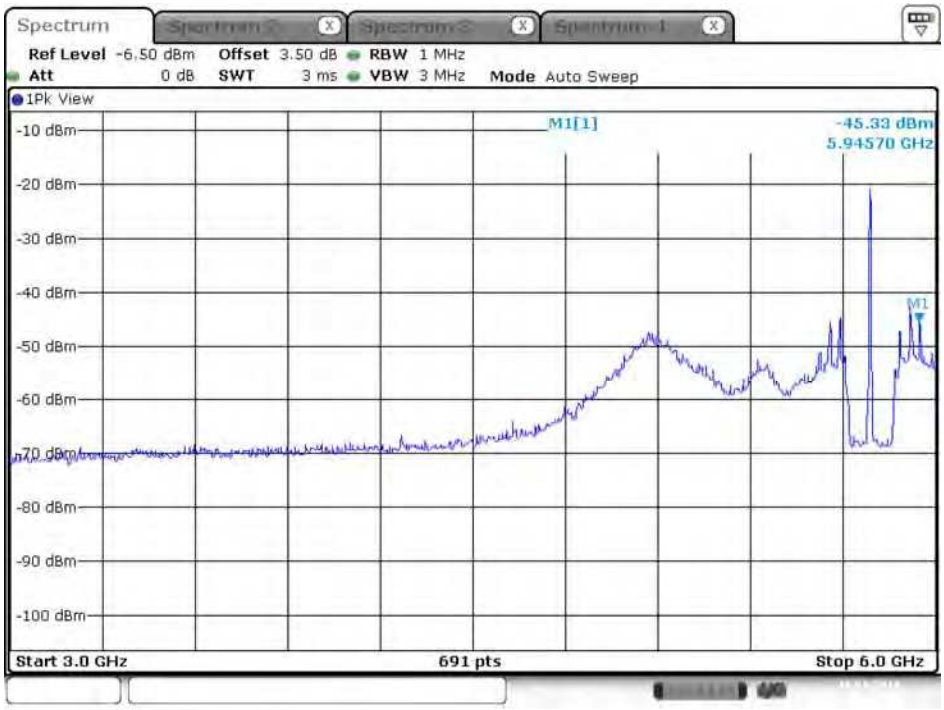

Date: 18.JAN.2018 20:14:32

Plot on Configuration QPSK, 5M / 5785 MHz / Peak / Port 2 / 3GHz~6GHz

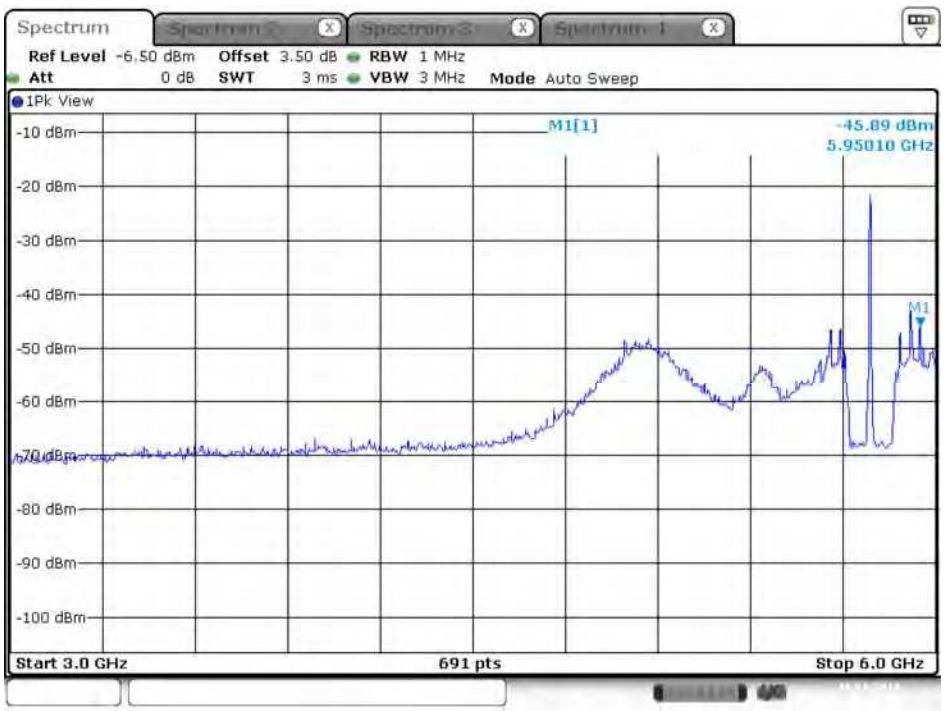

Date: 18.JAN.2018 20:16:09

Plot on Configuration QPSK, 5M / 5845 MHz / Average / Port 1 / 3GHz~6GHz

Date: 18.JAN.2018 20:25:13

Plot on Configuration QPSK, 5M / 5845 MHz / Average / Port 2 / 3GHz~6GHz

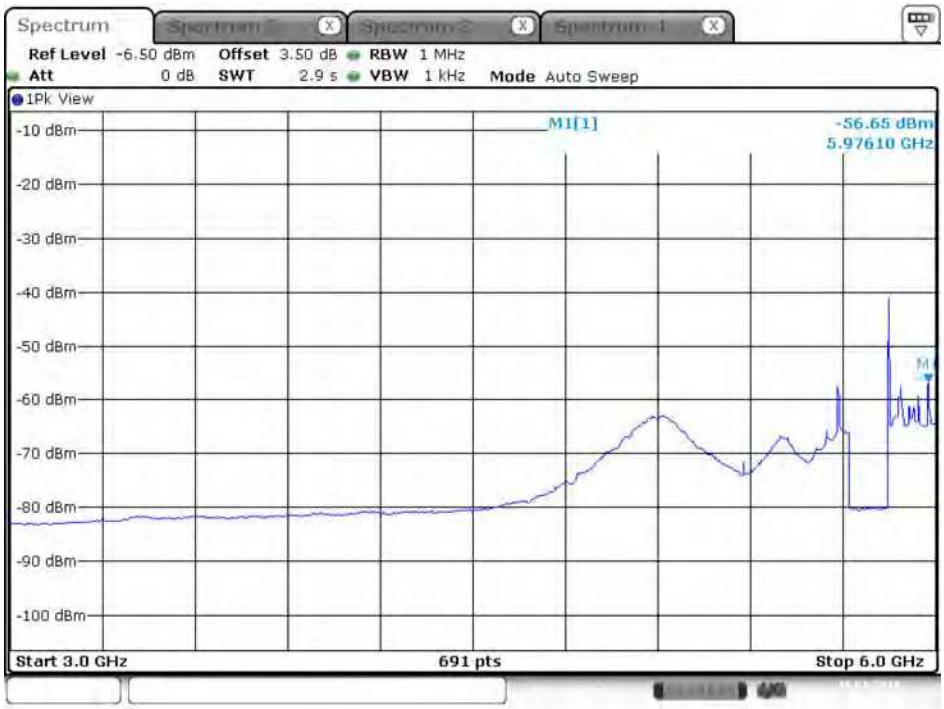

Date: 18.JAN.2018 20:21:43

Plot on Configuration QPSK, 5M / 5845 MHz / Peak / Port 1 / 3GHz~6GHz

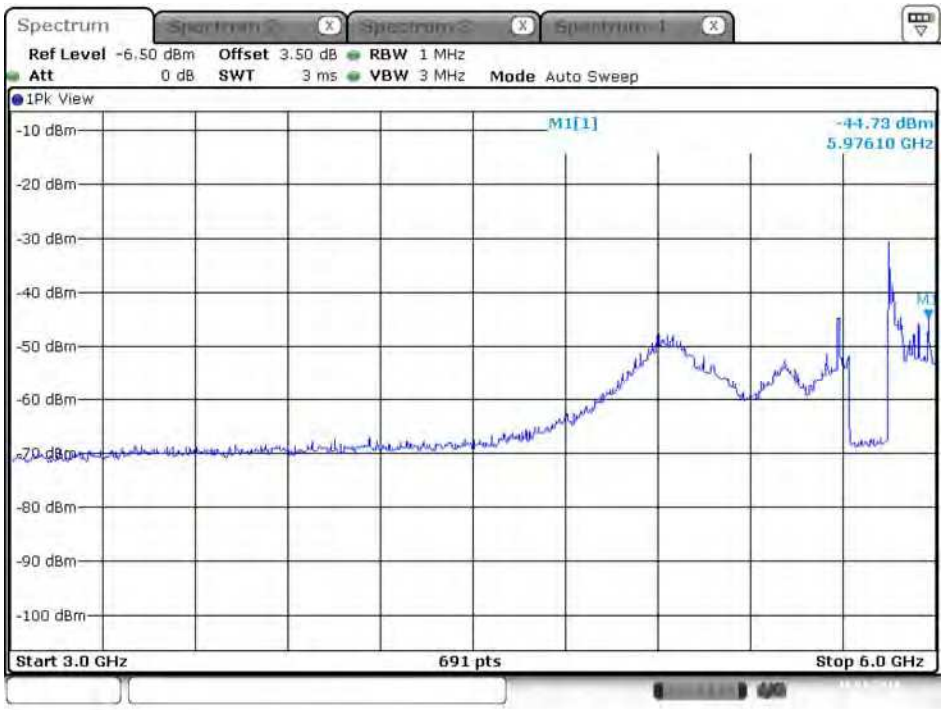

Date: 18.JAN.2018 20:24:35

Plot on Configuration QPSK, 5M / 5845 MHz / Peak / Port 2 / 3GHz~6GHz

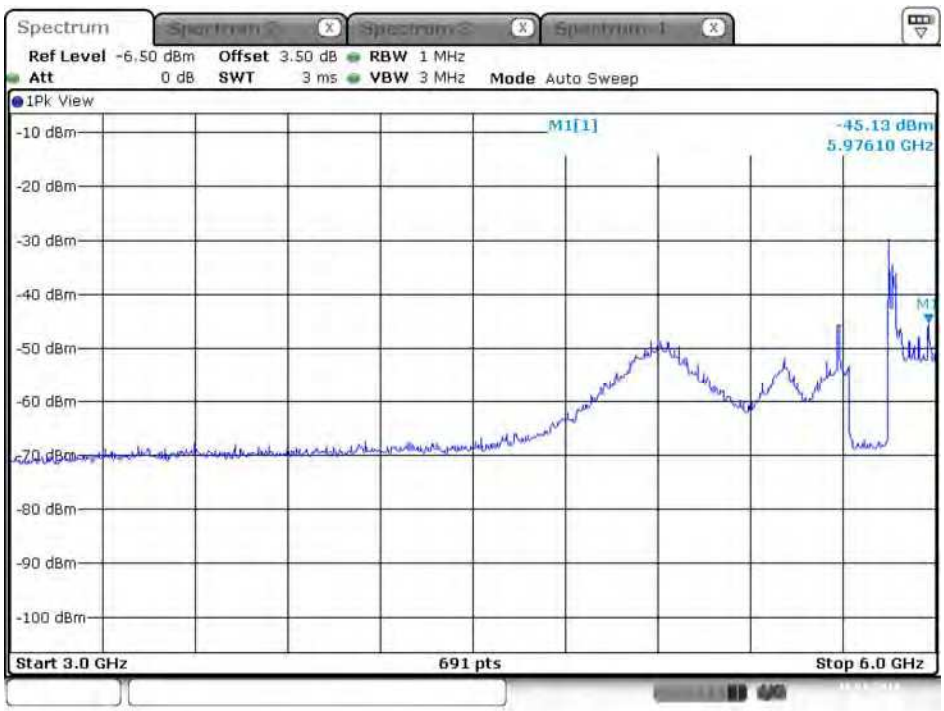

Date: 18.JAN.2018 20:22:58

Plot on Configuration QPSK, 40M / 5745 MHz / Average / Port 1 / 3GHz~6GHz

Date: 18.JAN.2018 20:30:47

Plot on Configuration QPSK, 40M / 5745 MHz / Average / Port 2 / 3GHz~6GHz

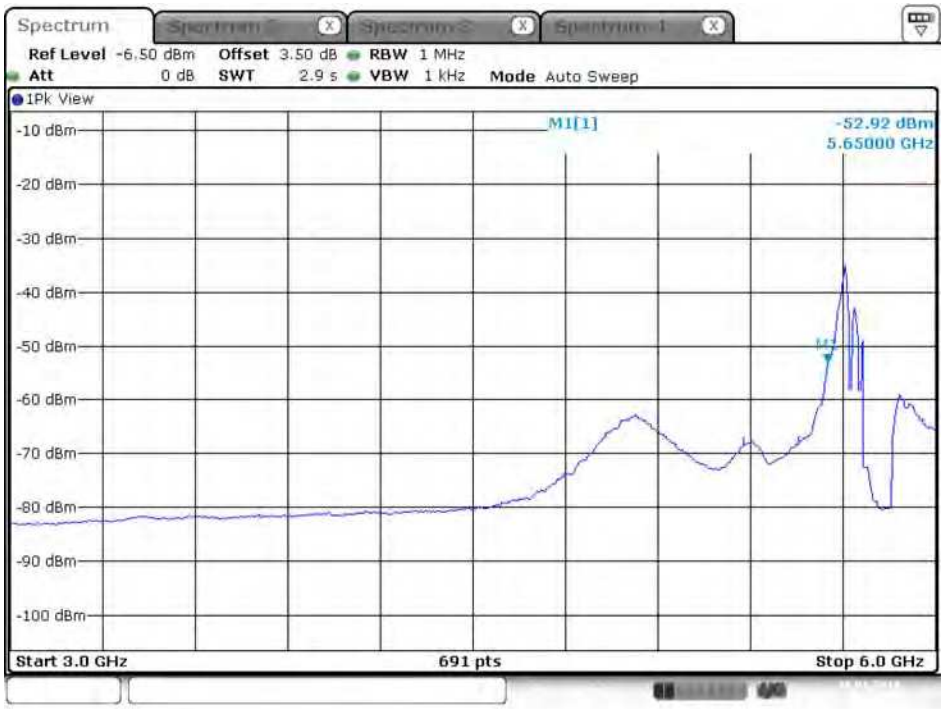

Date: 18.JAN.2018 20:32:47

Plot on Configuration QPSK, 40M / 5745 MHz / Peak / Port 1 / 3GHz~6GHz

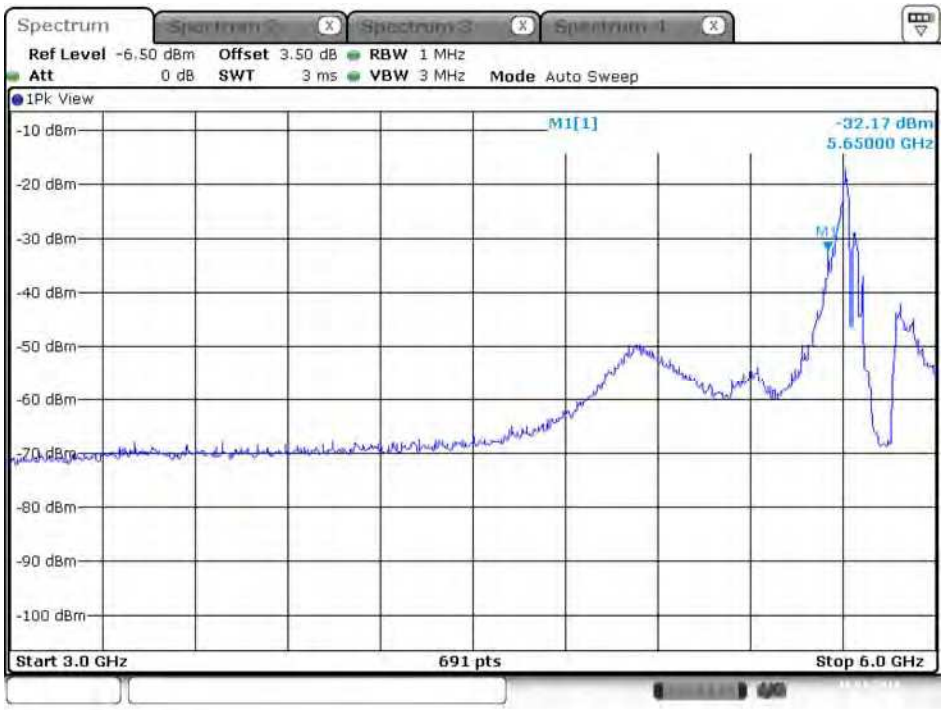

Date: 18.JAN.2018 20:31:18

Plot on Configuration QPSK, 40M / 5745 MHz / Peak / Port 2 / 3GHz~6GHz

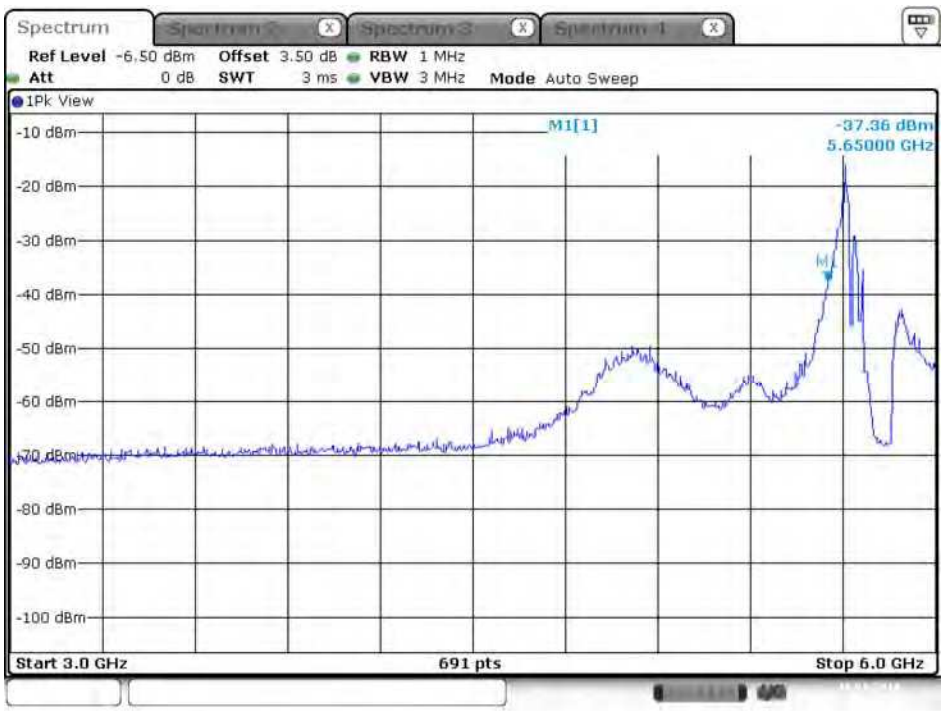

Date: 18.JAN.2018 20:32:24

Plot on Configuration QPSK, 40M / 5785 MHz / Average / Port 1 / 3GHz~6GHz

Date: 18.JAN.2018 20:38:52

Plot on Configuration QPSK, 40M / 5785 MHz / Average / Port 2 / 3GHz~6GHz

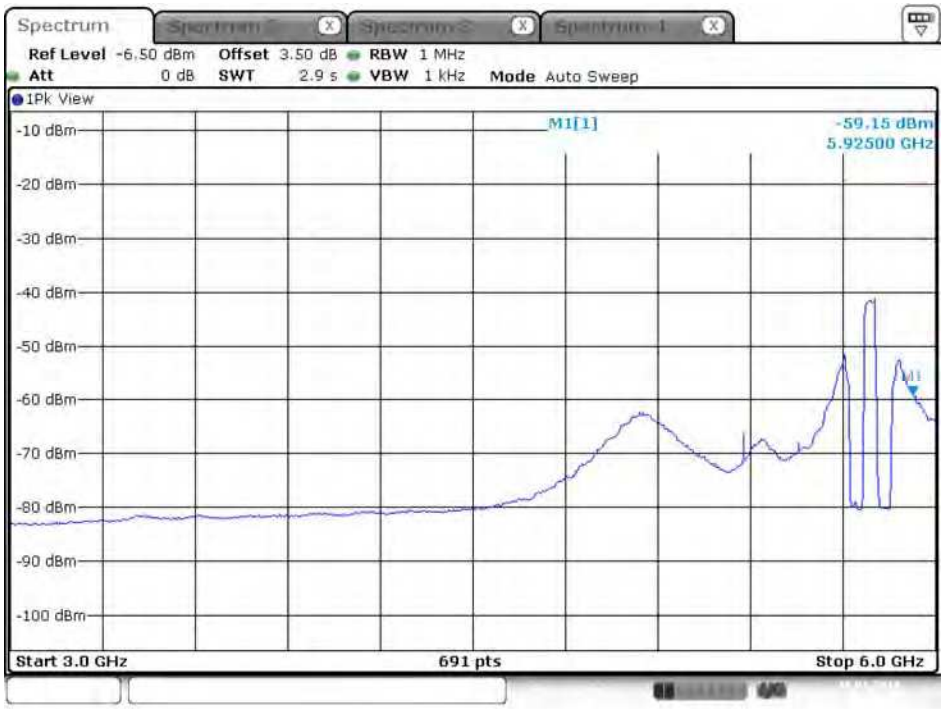

Date: 18.JAN.2018 20:36:35

Plot on Configuration QPSK, 40M / 5785 MHz / Peak / Port 1 / 3GHz~6GHz

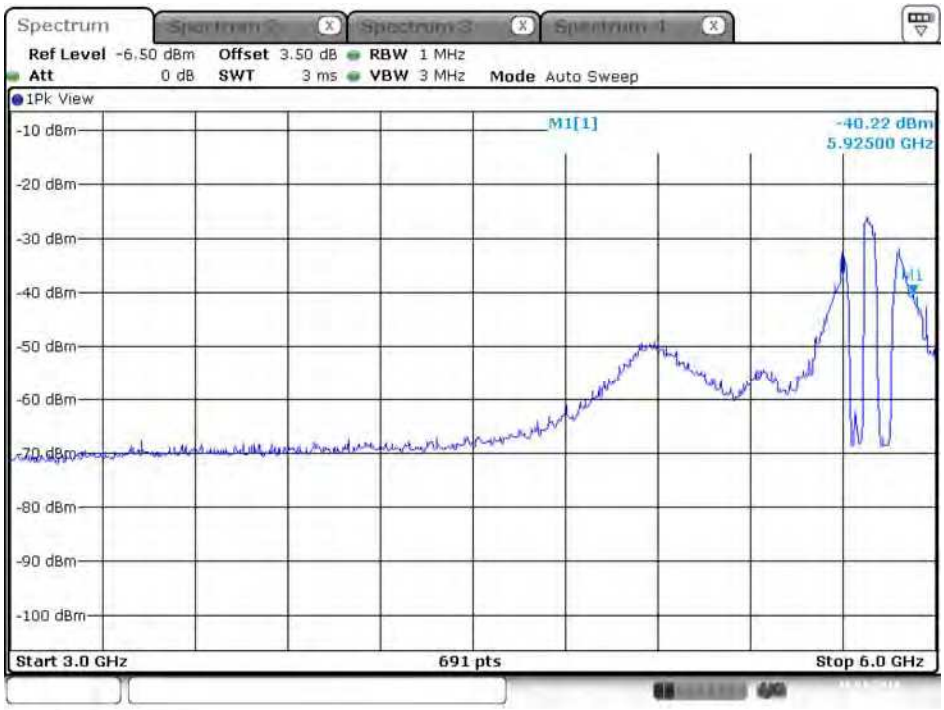

Date: 18.JAN.2018 20:38:31

Plot on Configuration QPSK, 40M / 5785 MHz / Peak / Port 2 / 3GHz~6GHz

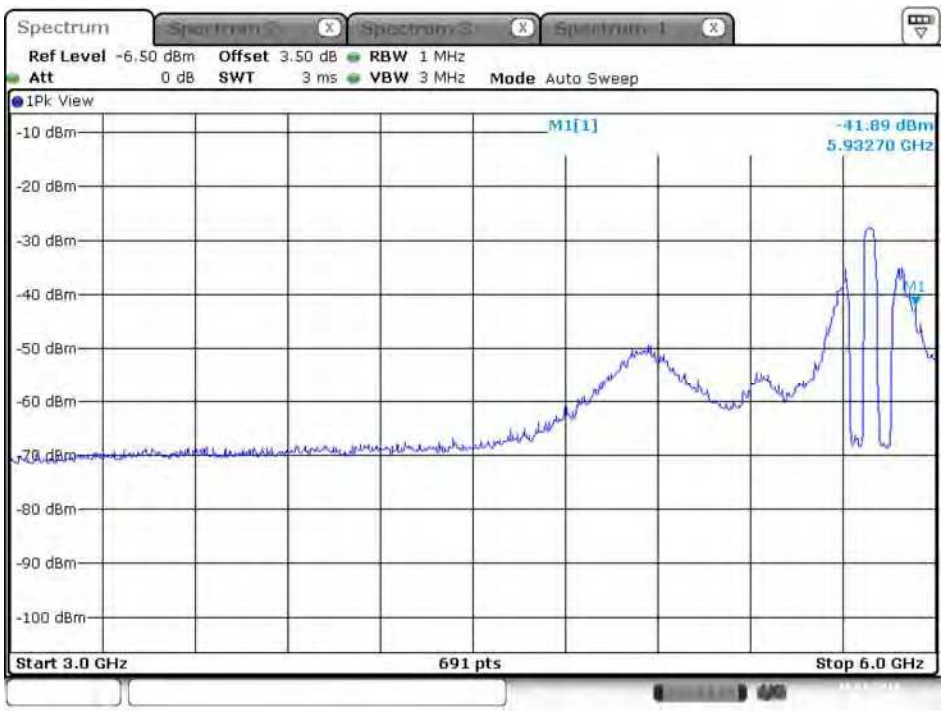

Date: 18.JAN.2018 20:37:31

Plot on Configuration QPSK, 40M / 5830 MHz / Average / Port 1 / 3GHz~6GHz

Date: 18.JAN.2018 22:54:40

Plot on Configuration QPSK, 40M / 5830 MHz / Average / Port 2 / 3GHz~6GHz

Date: 18.JAN.2018 22:56:05

Plot on Configuration QPSK, 40M / 5830 MHz / Peak / Port 1 / 3GHz~6GHz

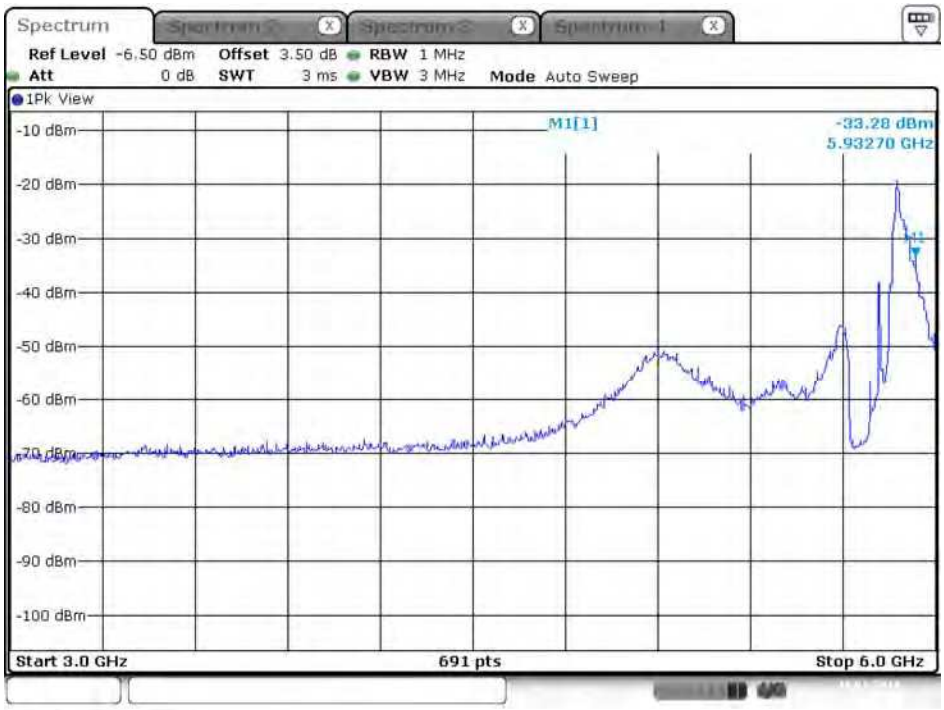

Date: 18.JAN.2018 22:53:49

Plot on Configuration QPSK, 40M / 5830 MHz / Peak / Port 2 / 3GHz~6GHz

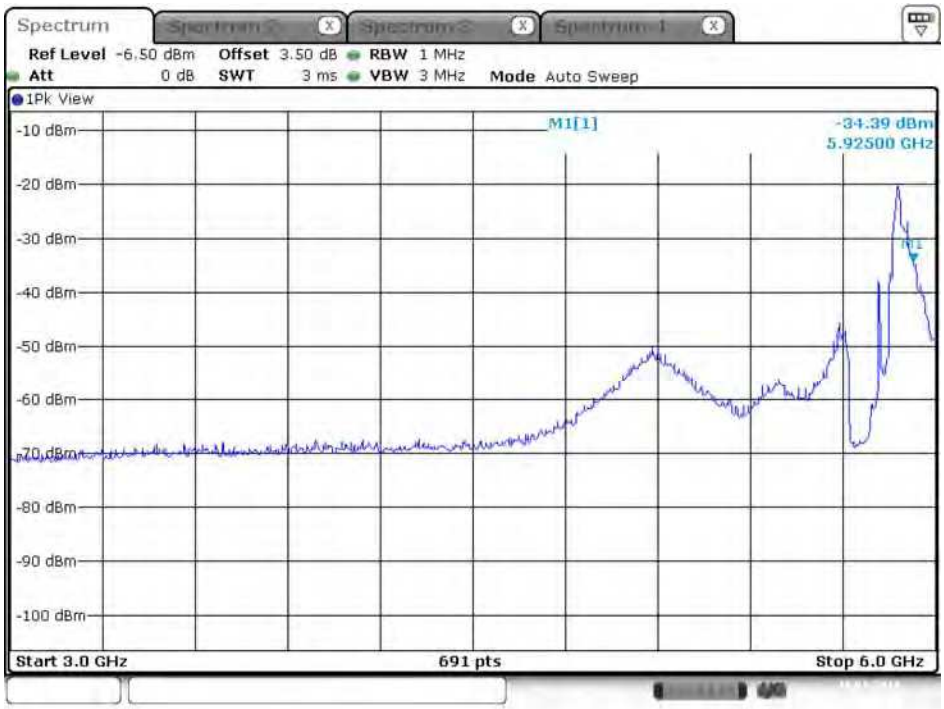

Date: 18.JAN.2018 22:56:39

Plot on Configuration QPSK, 5M / 5730 MHz / Average / Port 1 / 6GHz~9GHz

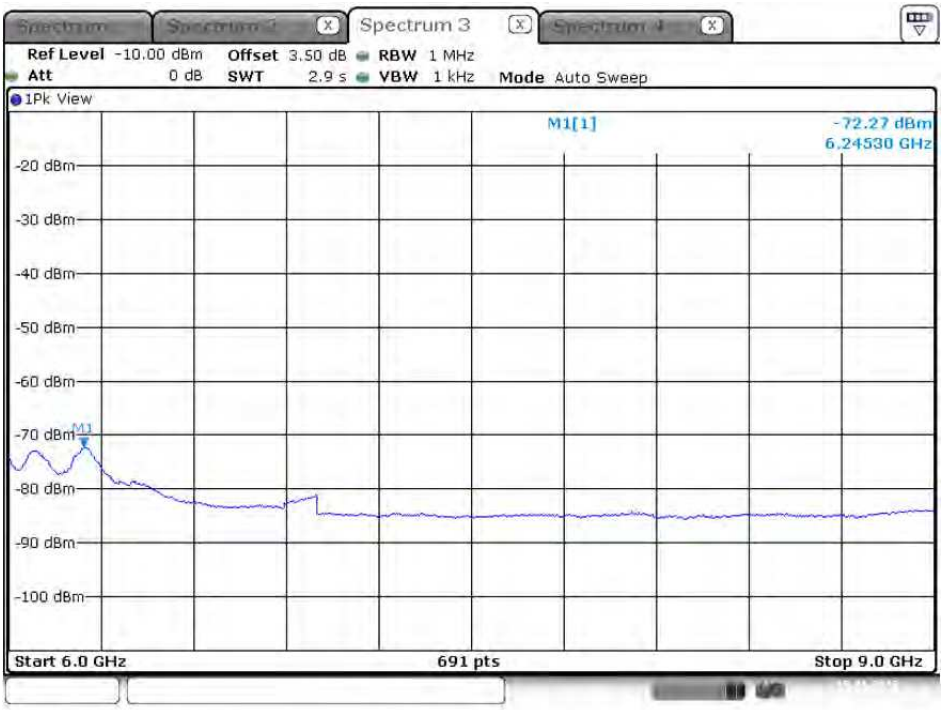

Date: 19.JAN.2018 15:51:38

Plot on Configuration QPSK, 5M / 5730 MHz / Average / Port 2 / 1 6GHz~9GHz

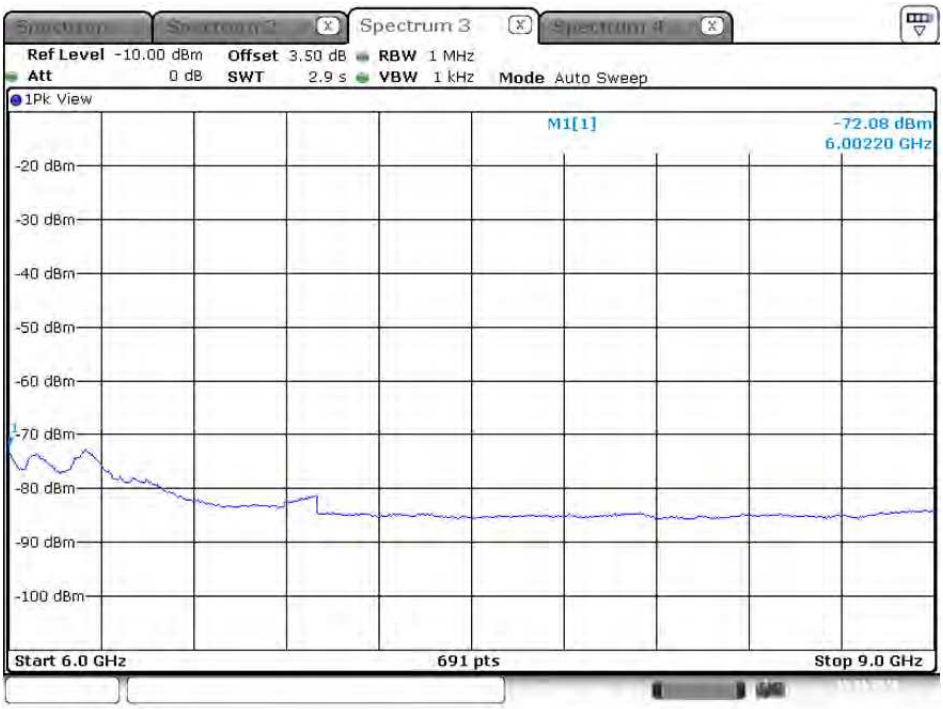

Date: 19.JAN.2018 15:55:44

Plot on Configuration QPSK, 5M / 5730 MHz / Peak / Port 1 / 6GHz~9GHz

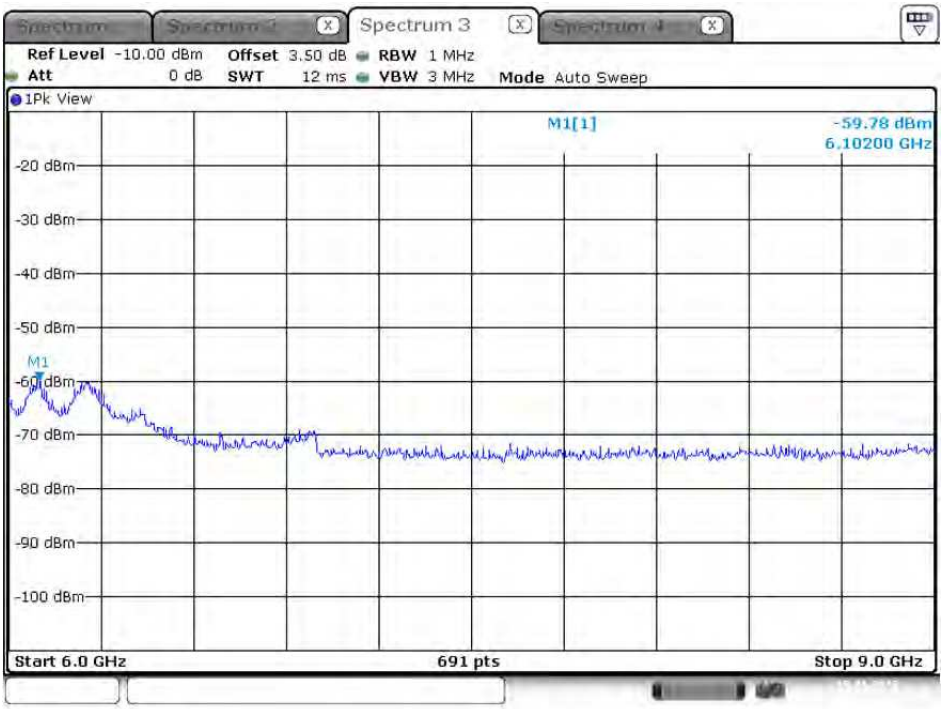

Date: 19.JAN.2018 15:51:52

Plot on Configuration QPSK, 5M / 5730 MHz / Peak / Port 2 / 6GHz~9GHz

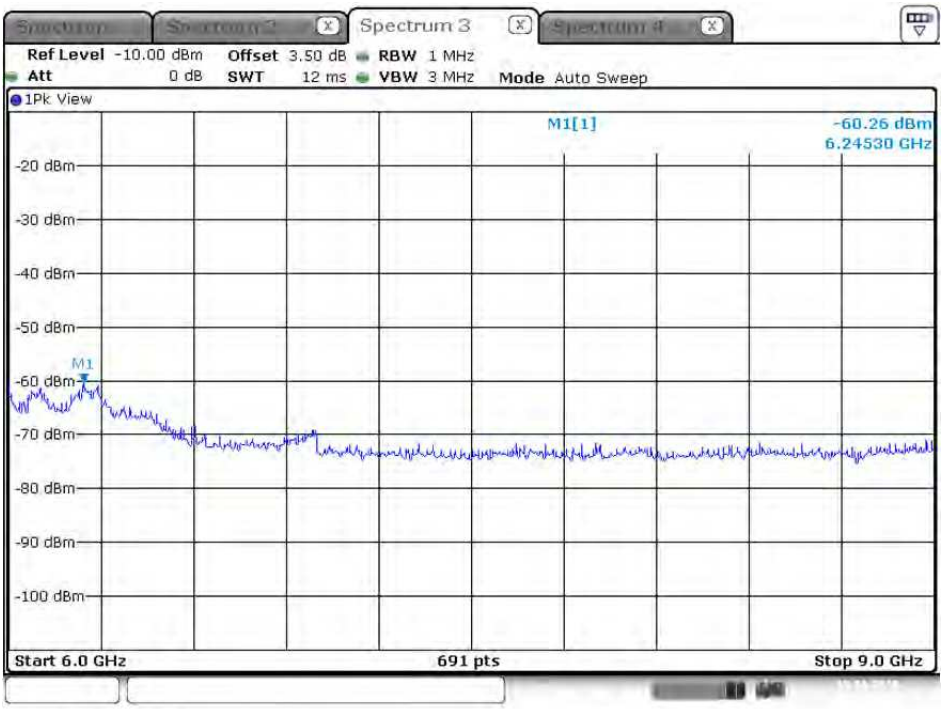

Date: 19.JAN.2018 15:55:58

Plot on Configuration QPSK, 5M / 5785 MHz / Average / Port 1 / 6GHz~9GHz

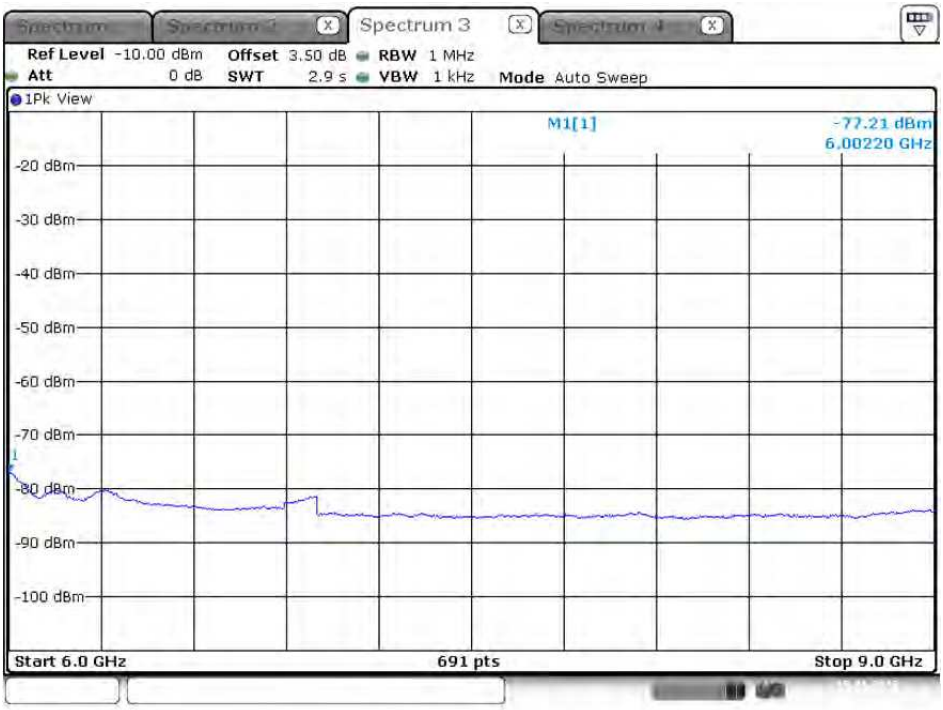

Date: 19.JAN.2018 16:48:45

Plot on Configuration QPSK, 5M / 5785 MHz / Average / Port 2 / 6GHz~9GHz

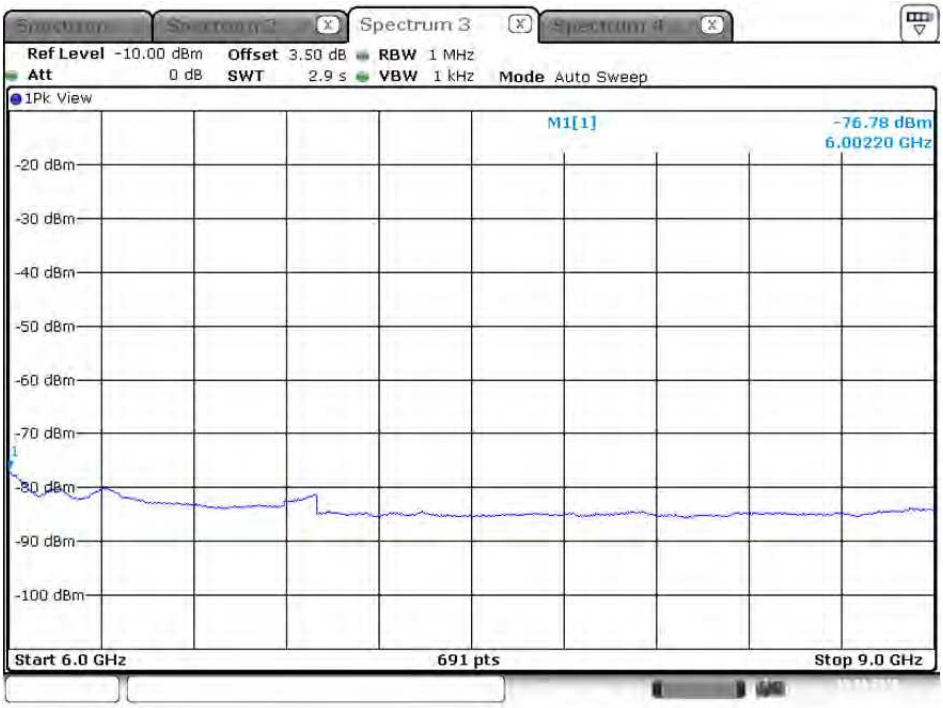

Date: 19.JAN.2018 16:47:41

Plot on Configuration QPSK, 5M / 5785 MHz / Peak / Port 1 / 6GHz~9GHz

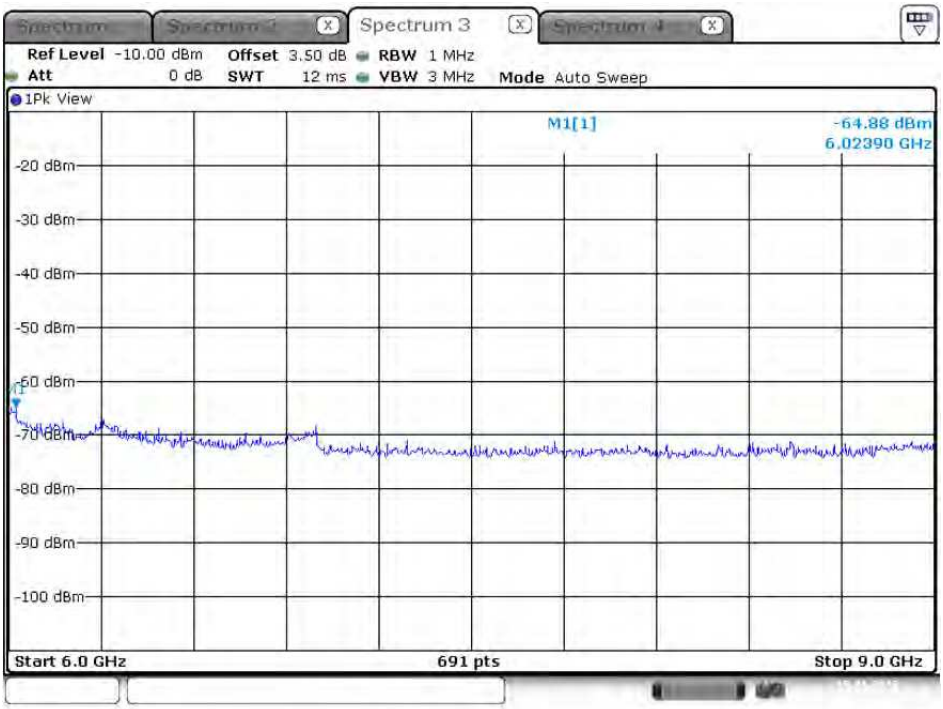

Date: 19.JAN.2018 16:48:26

Plot on Configuration QPSK, 5M / 5785 MHz / Peak / Port 2 / 6GHz~9GHz

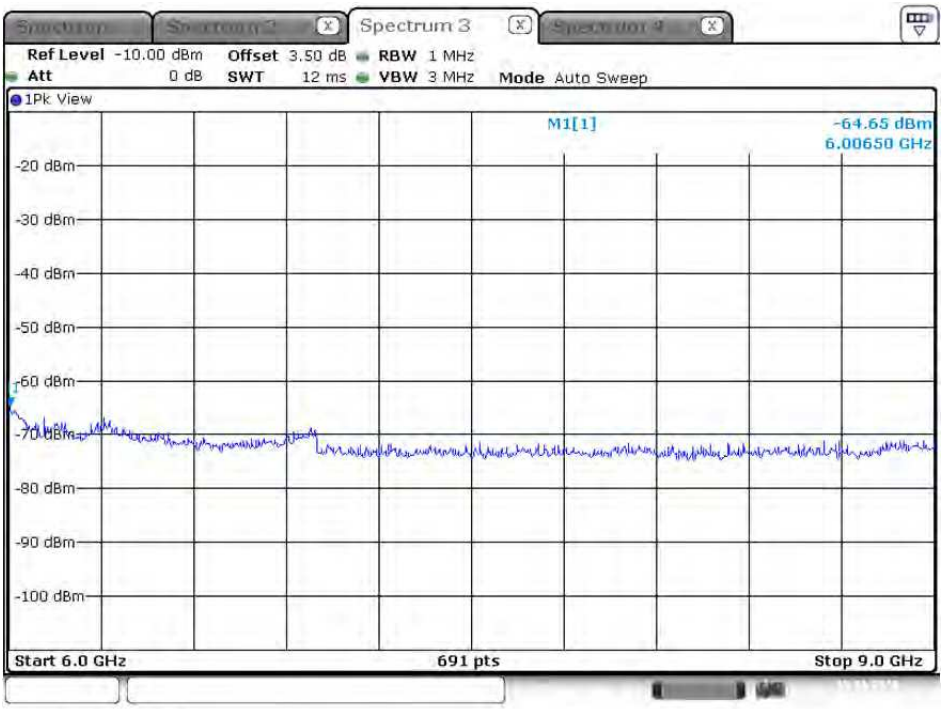

Date: 19.JAN.2018 16:48:02

Plot on Configuration QPSK, 5M / 5845 MHz / Average / Port 1 / 6GHz~9GHz

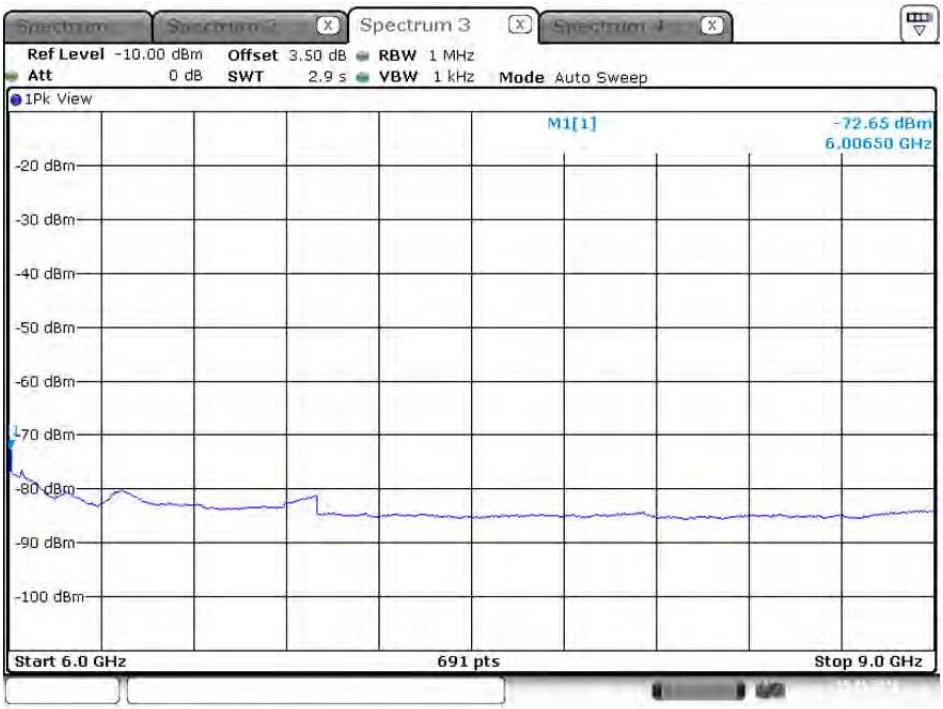

Date: 19.JAN.2018 17:14:09

Plot on Configuration QPSK, 5M / 5845 MHz / Average / Port 2 / 6GHz~9GHz

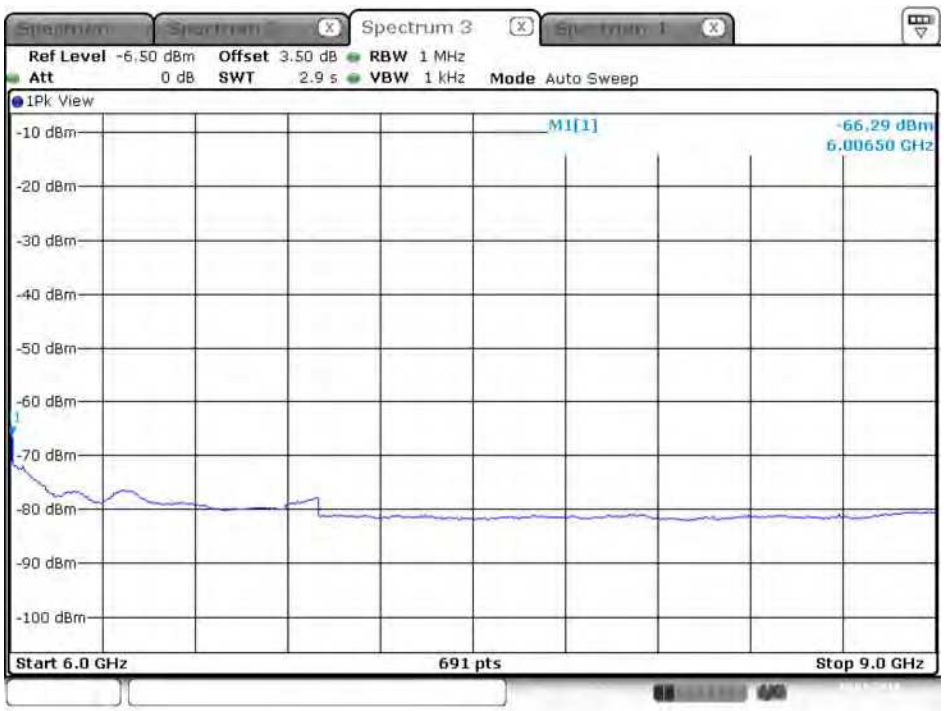

Date: 19.JAN.2018 17:50:56

Plot on Configuration QPSK, 5M / 5845 MHz / Peak / Port 1 / 6GHz~9GHz

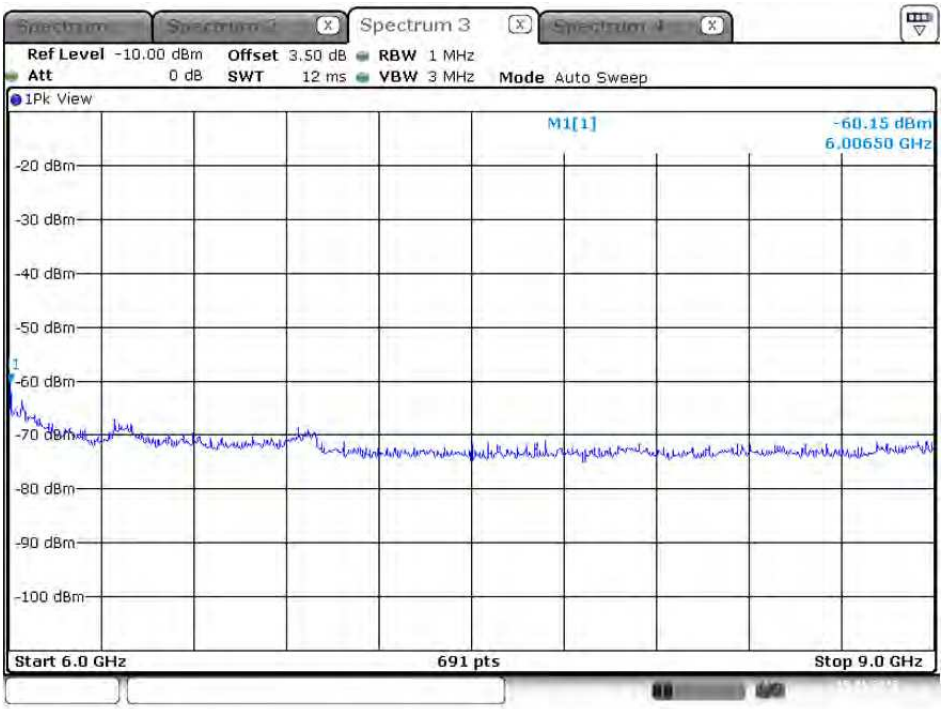

Date: 19.JAN.2018 17:14:27

Plot on Configuration QPSK, 5M / 5845 MHz / Peak / Port 2 / 6GHz~9GHz

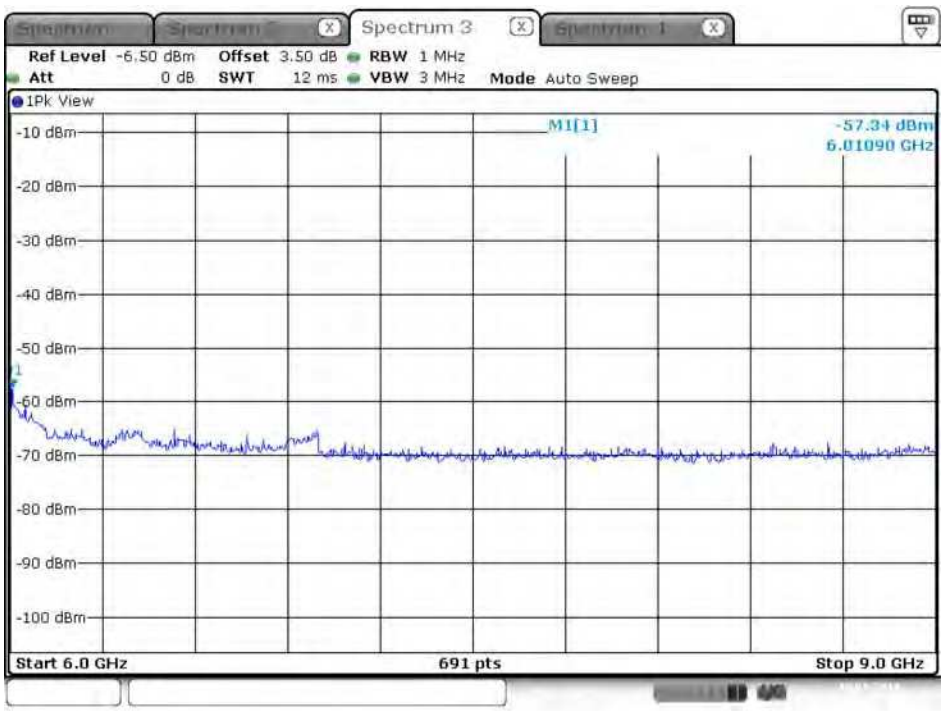

Date: 19.JAN.2018 17:51:12

Plot on Configuration QPSK, 40M / 5745 MHz / Average / Port 1 / 6GHz~9GHz

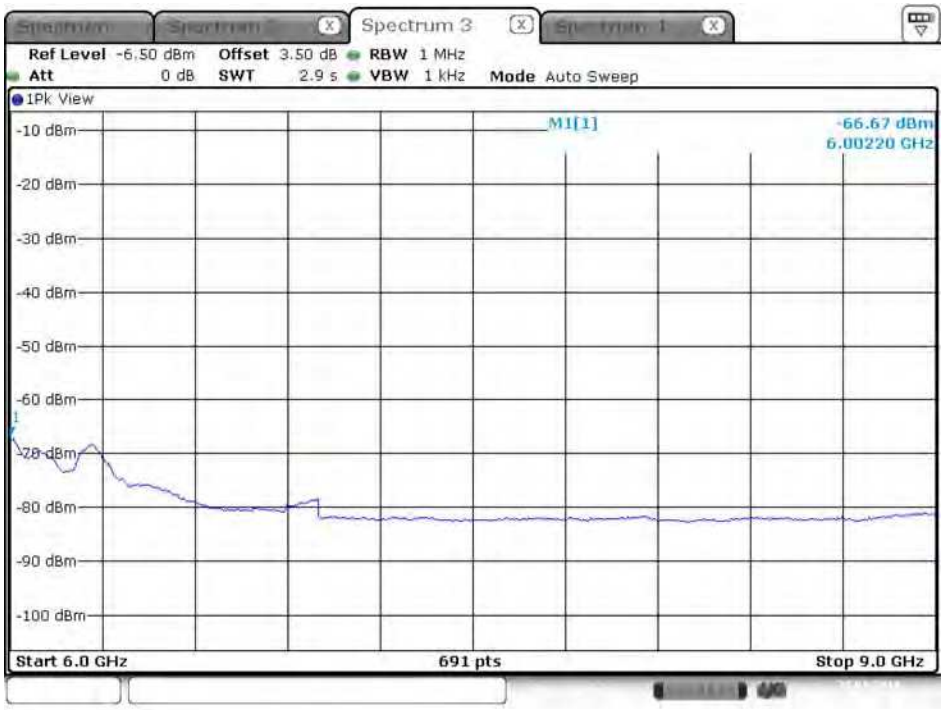

Date: 22.JAN.2018 23:48:26

Plot on Configuration QPSK, 40M / 5745 MHz / Average / Port 2 / 6GHz~9GHz

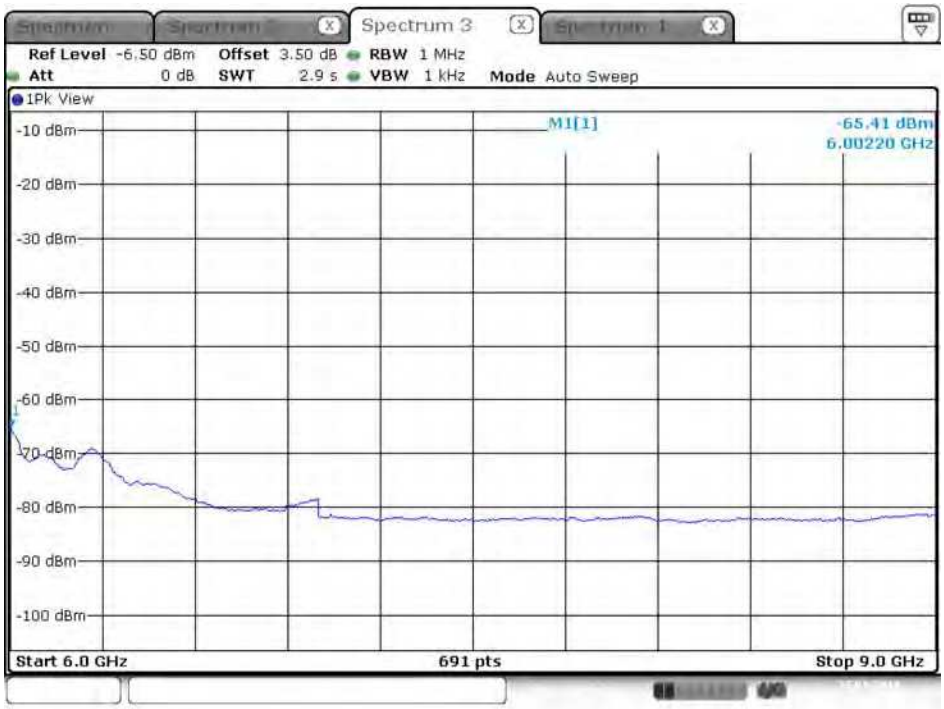

Date: 23.JAN.2018 00:24:43

Plot on Configuration QPSK, 40M / 5745 MHz / Peak / Port 1 / 6GHz~9GHz

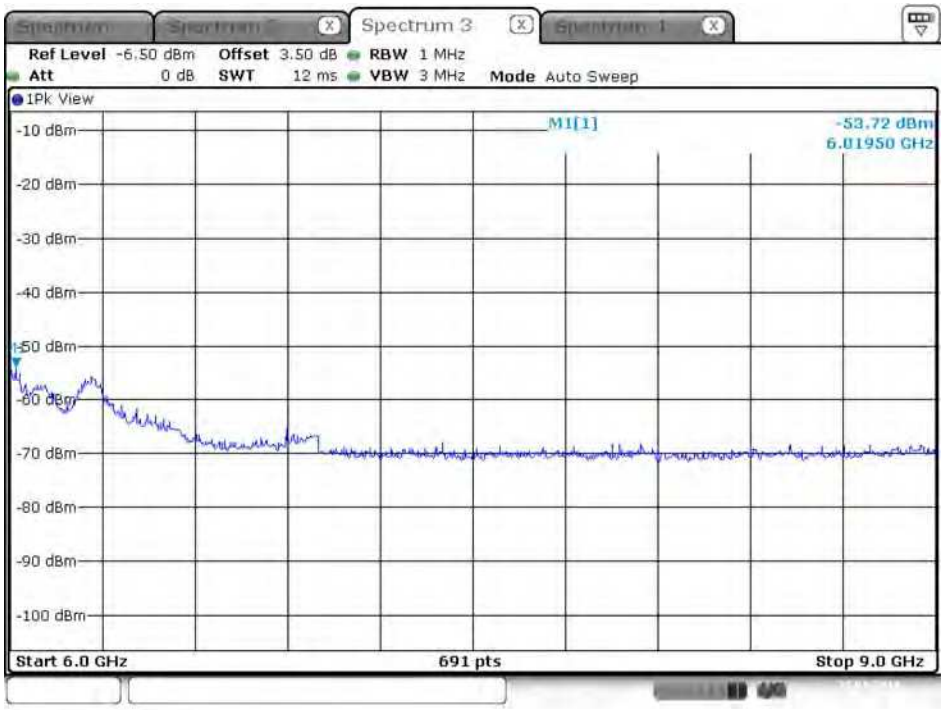

Date: 22.JAN.2018 23:47:58

Plot on Configuration QPSK, 40M / 5745 MHz / Peak / Port 2 / 6GHz~9GHz

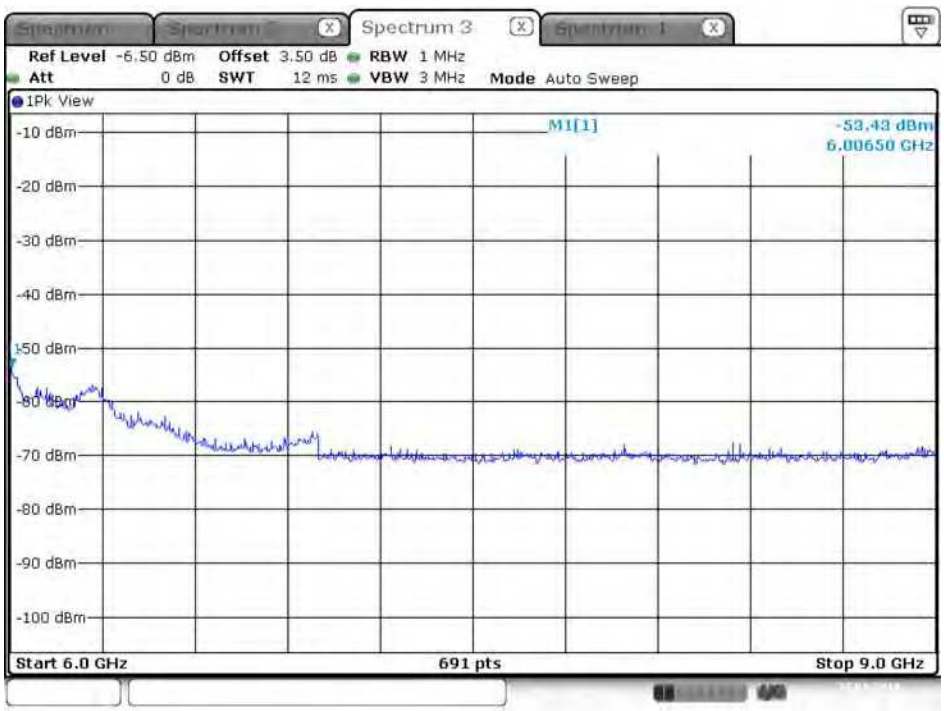

Date: 23.JAN.2018 00:25:01

Plot on Configuration QPSK, 40M / 5785 MHz / Average / Port 1 / 6GHz~9GHz

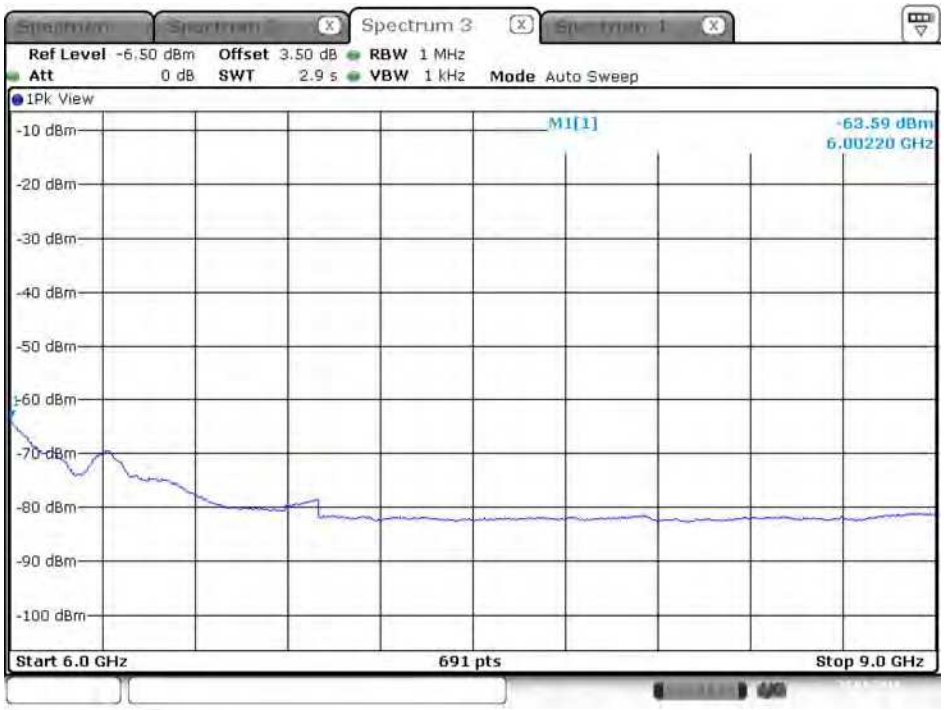

Date: 22.JAN.2018 23:53:49

Plot on Configuration QPSK, 40M / 5785 MHz / Average / Port 2 / 6GHz~9GHz

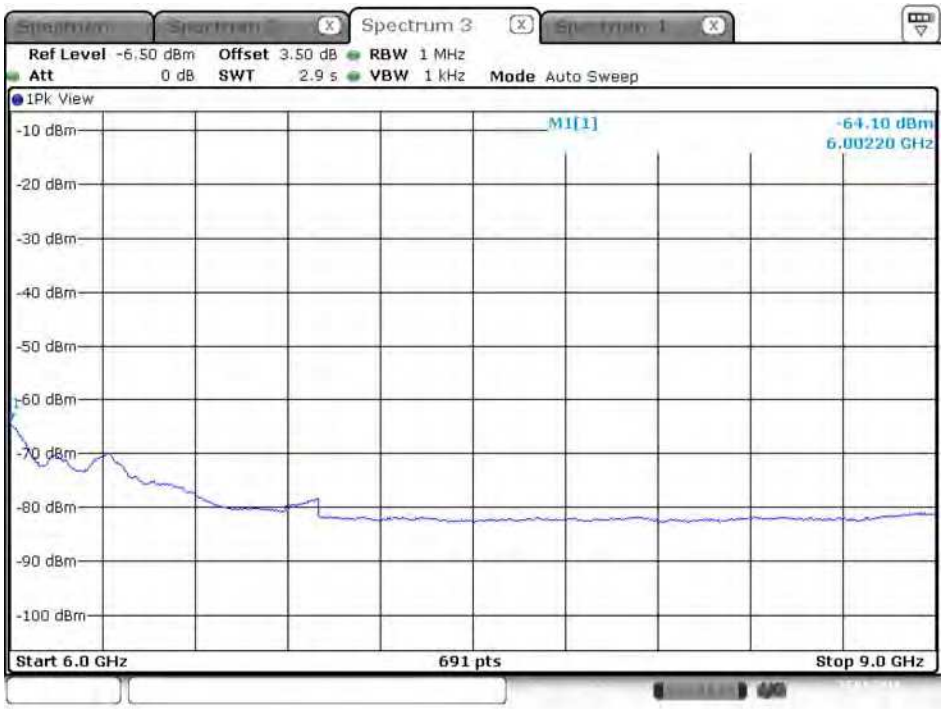

Date: 23.JAN.2018 00:17:33

Plot on Configuration QPSK, 40M / 5785 MHz / Peak / Port 1 / 6GHz~9GHz

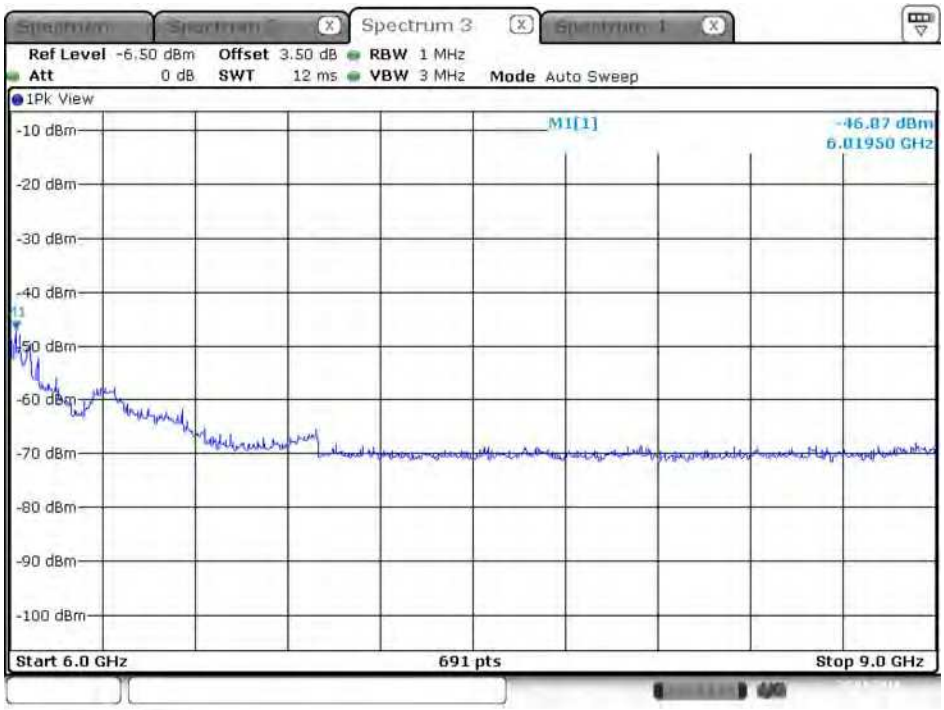

Date: 22.JAN.2018 23:54:08

Plot on Configuration QPSK, 40M / 5785 MHz / Peak / Port 2 / 6GHz~9GHz

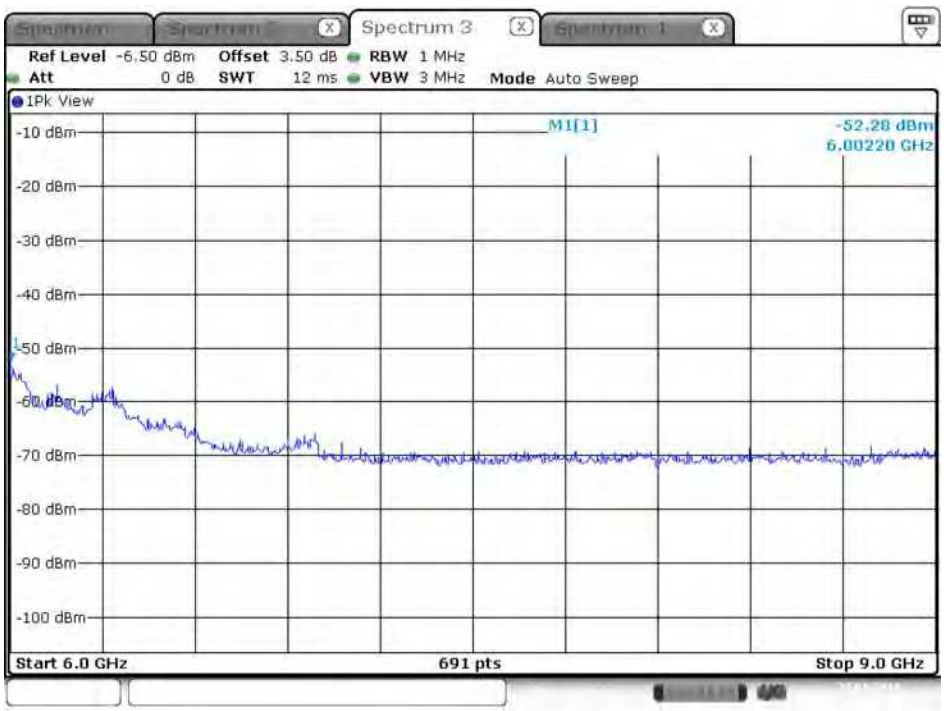

Date: 23.JAN.2018 00:17:20