For Antenna 2:

Plot on Configuration QPSK, 5M / 5730 MHz / Peak / Port 1 (TX1)

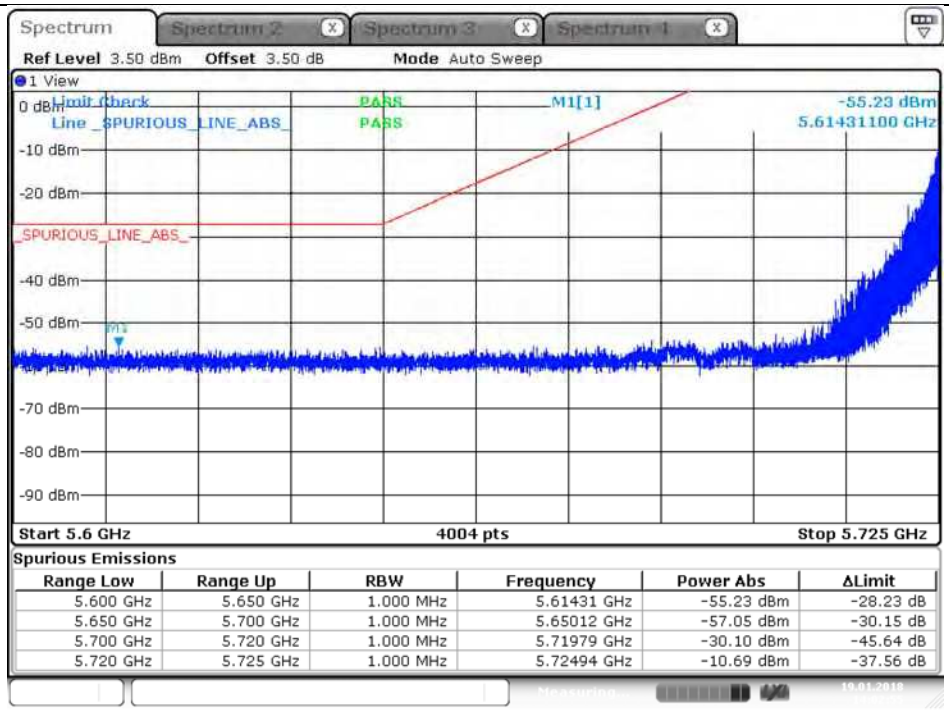

Spurious Emissions

Range Low	Range Up	RBW	Frequency	Power Abs	ΔLimit
5.600 GHz	5.650 GHz	1.000 MHz	5.61431 GHz	-55.23 dBm	-28.23 dB
5.650 GHz	5.700 GHz	1.000 MHz	5.65012 GHz	-57.05 dBm	-30.15 dB
5.700 GHz	5.720 GHz	1.000 MHz	5.71979 GHz	-30.10 dBm	-45.64 dB
5.720 GHz	5.725 GHz	1.000 MHz	5.72494 GHz	-10.69 dBm	-37.56 dB

Date: 19.JAN.2018 14:02:55

Plot on Configuration QPSK, 5M / 5730 MHz / Peak / Port 2 (TX2)

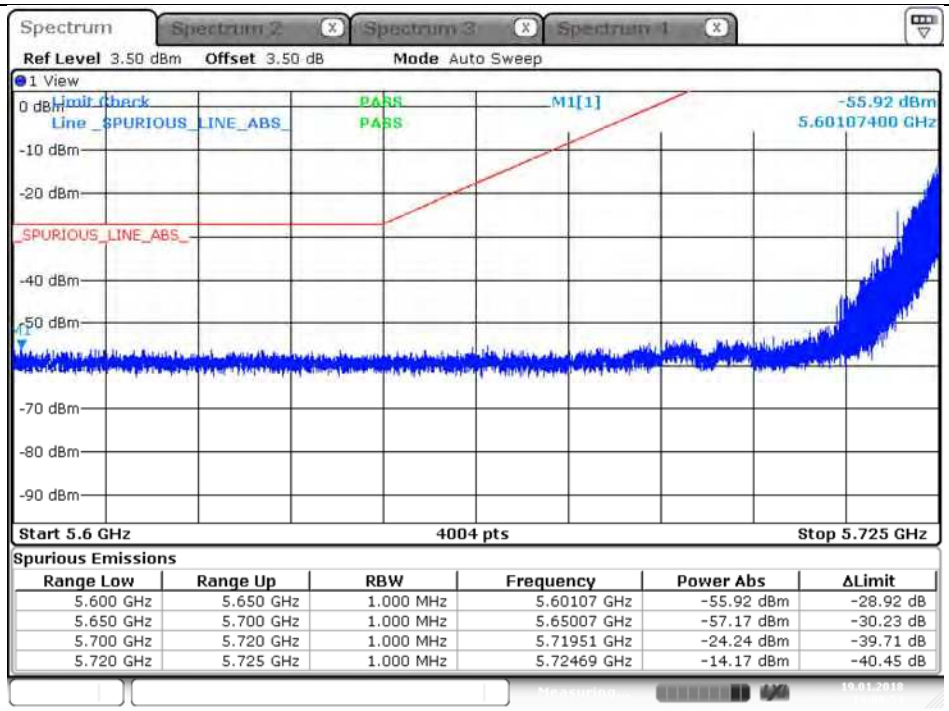

Spurious Emissions

Range Low	Range Up	RBW	Frequency	Power Abs	ΔLimit
5.600 GHz	5.650 GHz	1.000 MHz	5.60107 GHz	-55.92 dBm	-28.92 dB
5.650 GHz	5.700 GHz	1.000 MHz	5.65007 GHz	-57.17 dBm	-30.23 dB
5.700 GHz	5.720 GHz	1.000 MHz	5.71951 GHz	-24.24 dBm	-39.71 dB
5.720 GHz	5.725 GHz	1.000 MHz	5.72469 GHz	-14.17 dBm	-40.45 dB

Date: 19.JAN.2018 14:00:54

Plot on Configuration QPSK, 5M / 5785 MHz (Left) / Peak / Port 1 (TX1)

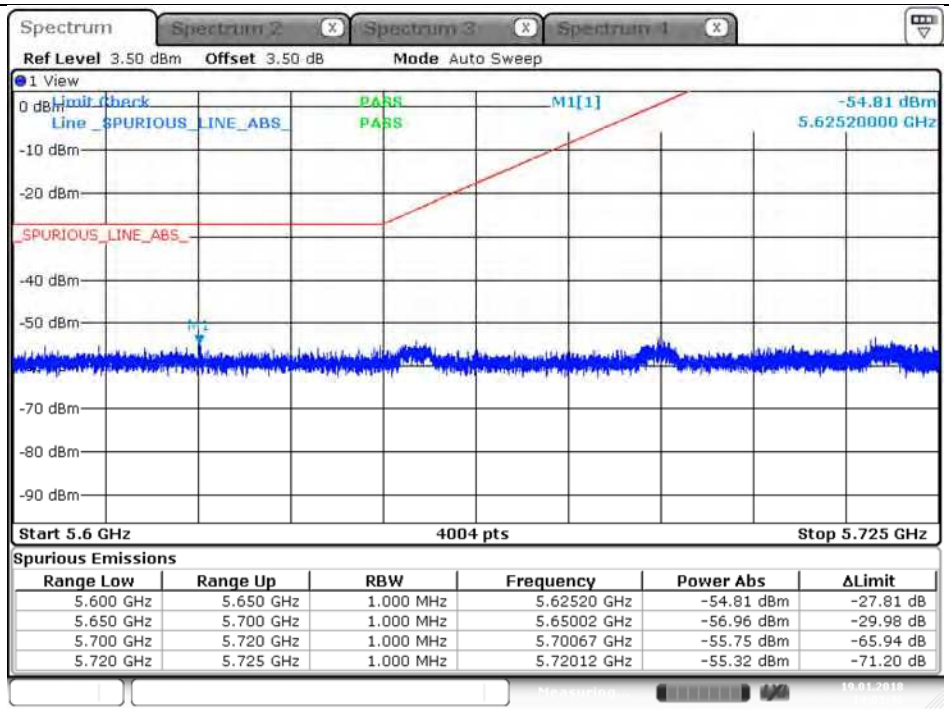

Spurious Emissions

Range Low	Range Up	RBW	Frequency	Power Abs	ΔLimit
5.600 GHz	5.650 GHz	1.000 MHz	5.62520 GHz	-54.81 dBm	-27.81 dB
5.650 GHz	5.700 GHz	1.000 MHz	5.65002 GHz	-56.96 dBm	-29.98 dB
5.700 GHz	5.720 GHz	1.000 MHz	5.70067 GHz	-55.75 dBm	-65.94 dB
5.720 GHz	5.725 GHz	1.000 MHz	5.72012 GHz	-55.32 dBm	-71.20 dB

Date: 19.JAN.2018 14:03:46

Plot on Configuration QPSK, 5M / 5785 MHz (Left) / Peak / Port 2 (TX2)

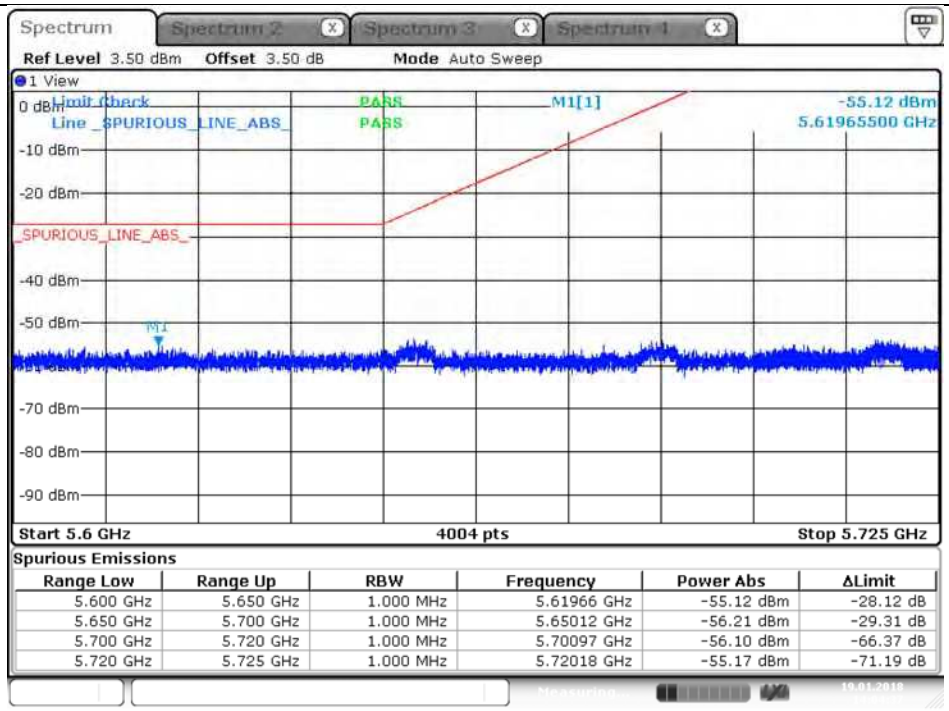

Spurious Emissions

Range Low	Range Up	RBW	Frequency	Power Abs	ΔLimit
5.600 GHz	5.650 GHz	1.000 MHz	5.61966 GHz	-55.12 dBm	-28.12 dB
5.650 GHz	5.700 GHz	1.000 MHz	5.65012 GHz	-56.21 dBm	-29.31 dB
5.700 GHz	5.720 GHz	1.000 MHz	5.70097 GHz	-56.10 dBm	-66.37 dB
5.720 GHz	5.725 GHz	1.000 MHz	5.72018 GHz	-55.17 dBm	-71.19 dB

Date: 19.JAN.2018 14:04:37

Plot on Configuration QPSK, 5M / 5785 MHz (Right) / Peak / Port 1 (TX1)

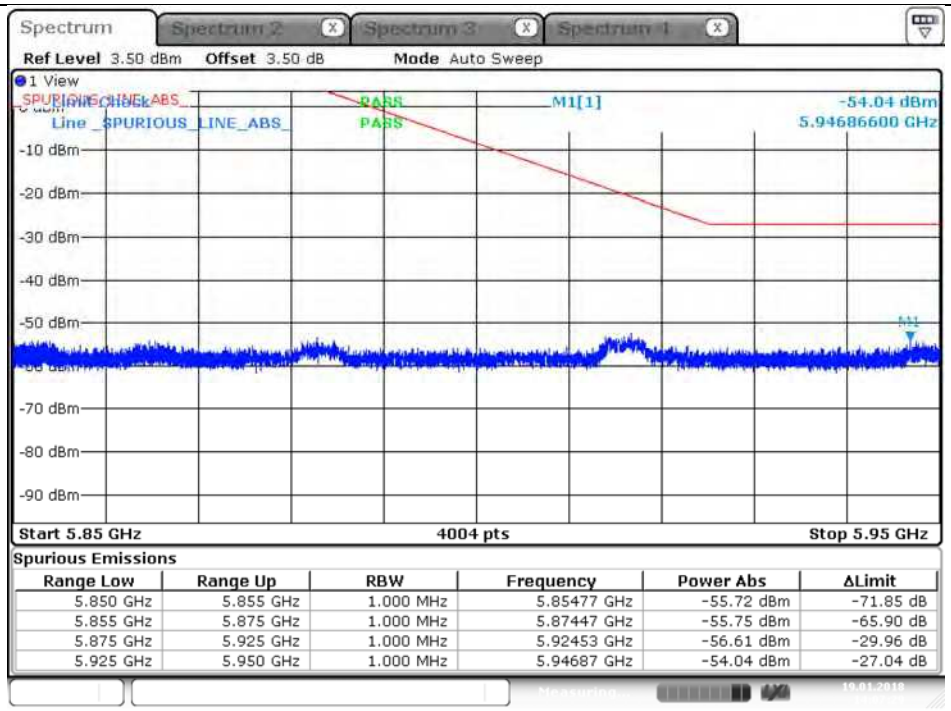

Spurious Emissions

Range Low	Range Up	RBW	Frequency	Power Abs	ΔLimit
5.850 GHz	5.855 GHz	1.000 MHz	5.85477 GHz	-55.72 dBm	-71.85 dB
5.855 GHz	5.875 GHz	1.000 MHz	5.87447 GHz	-55.75 dBm	-65.90 dB
5.875 GHz	5.925 GHz	1.000 MHz	5.92453 GHz	-56.61 dBm	-29.96 dB
5.925 GHz	5.950 GHz	1.000 MHz	5.94687 GHz	-54.04 dBm	-27.04 dB

Date: 19.JAN.2018 14:07:29

Plot on Configuration QPSK, 5M / 5785 MHz (Right) / Peak / Port 2 (TX2)

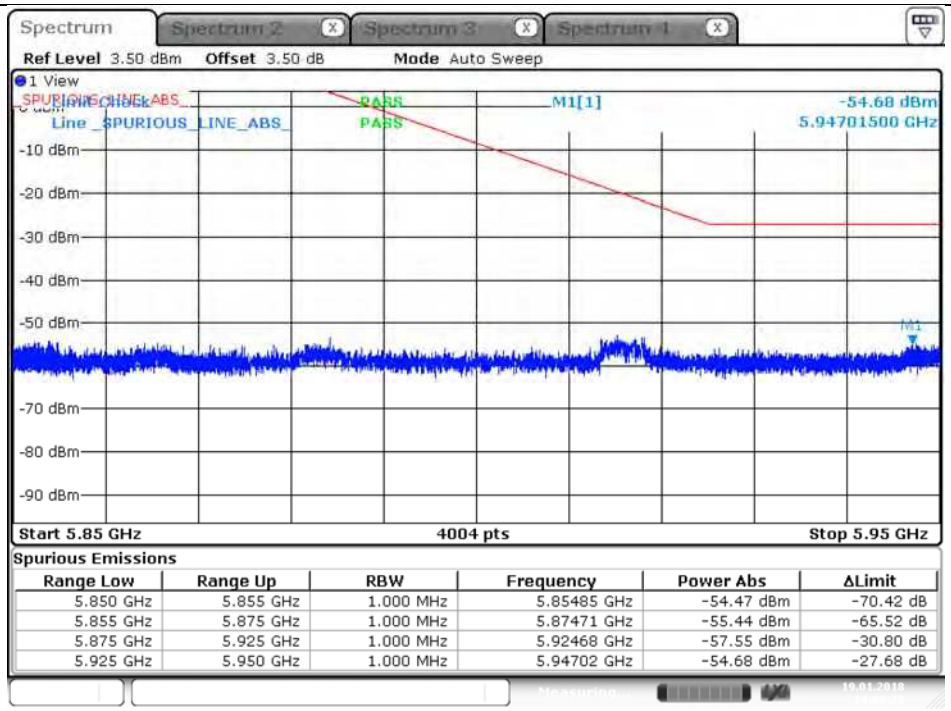

Spurious Emissions

Range Low	Range Up	RBW	Frequency	Power Abs	ΔLimit
5.850 GHz	5.855 GHz	1.000 MHz	5.85485 GHz	-54.47 dBm	-70.42 dB
5.855 GHz	5.875 GHz	1.000 MHz	5.87471 GHz	-55.44 dBm	-65.52 dB
5.875 GHz	5.925 GHz	1.000 MHz	5.92468 GHz	-57.55 dBm	-30.80 dB
5.925 GHz	5.950 GHz	1.000 MHz	5.94702 GHz	-54.68 dBm	-27.68 dB

Date: 19.JAN.2018 14:08:28

Plot on Configuration QPSK, 5M / 5845 MHz / Peak / Port 1 (TX1)

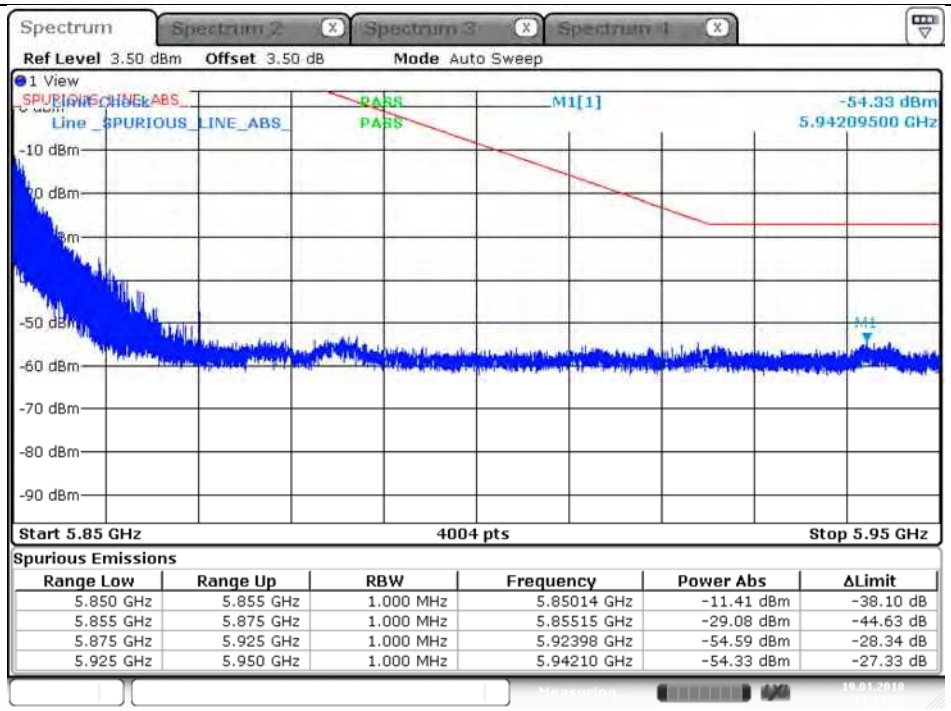

Spurious Emissions

Range Low	Range Up	RBW	Frequency	Power Abs	ΔLimit
5.850 GHz	5.855 GHz	1.000 MHz	5.85014 GHz	-11.41 dBm	-38.10 dB
5.855 GHz	5.875 GHz	1.000 MHz	5.85515 GHz	-29.08 dBm	-44.63 dB
5.875 GHz	5.925 GHz	1.000 MHz	5.92398 GHz	-54.59 dBm	-28.34 dB
5.925 GHz	5.950 GHz	1.000 MHz	5.94210 GHz	-54.33 dBm	-27.33 dB

Date: 19.JAN.2018 14:13:09

Plot on Configuration QPSK, 5M / 5845 MHz / Peak / Port 2 (TX2)

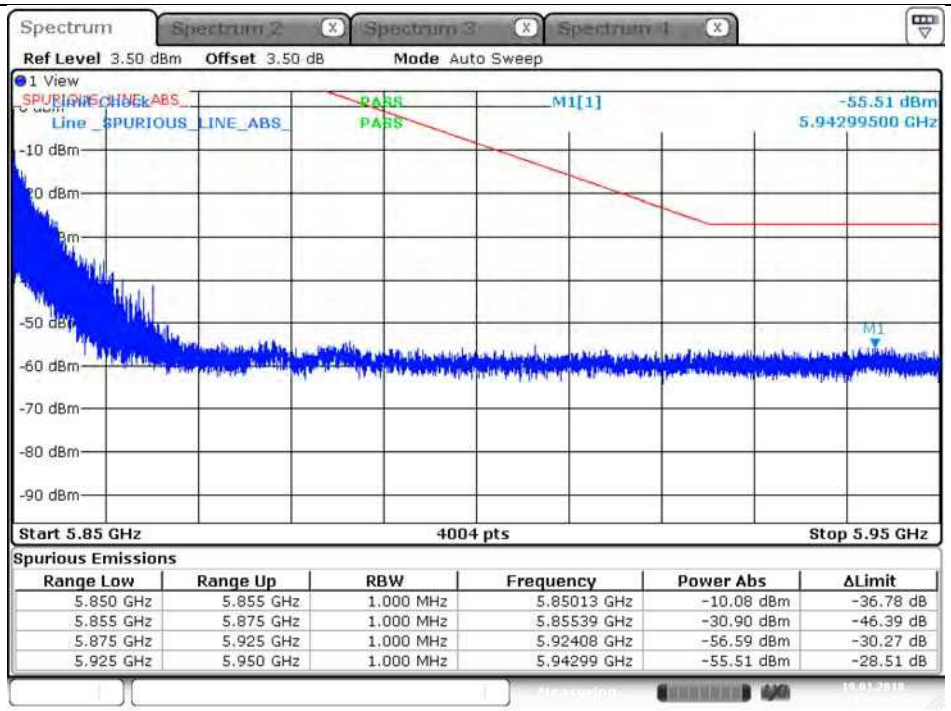

Spurious Emissions

Range Low	Range Up	RBW	Frequency	Power Abs	ΔLimit
5.850 GHz	5.855 GHz	1.000 MHz	5.85013 GHz	-10.08 dBm	-36.78 dB
5.855 GHz	5.875 GHz	1.000 MHz	5.85539 GHz	-30.90 dBm	-46.39 dB
5.875 GHz	5.925 GHz	1.000 MHz	5.92408 GHz	-56.59 dBm	-30.27 dB
5.925 GHz	5.950 GHz	1.000 MHz	5.94299 GHz	-55.51 dBm	-28.51 dB

Date: 19.JAN.2018 14:14:51

Plot on Configuration QPSK, 40M / 5745 MHz / Peak / Port 1 (TX1)

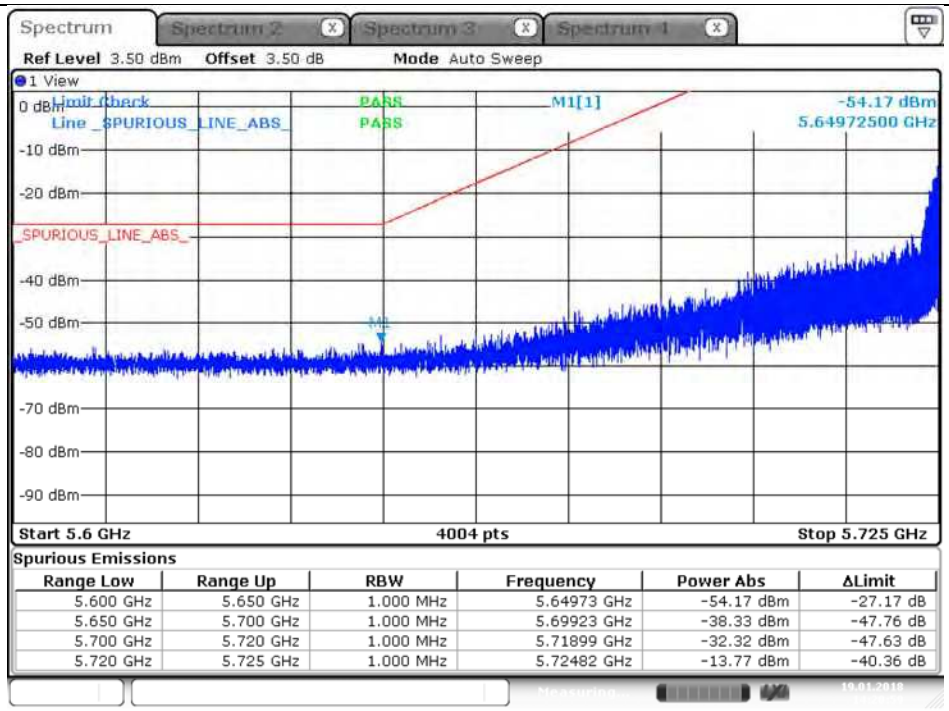

Spurious Emissions

Range Low	Range Up	RBW	Frequency	Power Abs	ΔLimit
5.600 GHz	5.650 GHz	1.000 MHz	5.64973 GHz	-54.17 dBm	-27.17 dB
5.650 GHz	5.700 GHz	1.000 MHz	5.69923 GHz	-38.33 dBm	-47.76 dB
5.700 GHz	5.720 GHz	1.000 MHz	5.71899 GHz	-32.32 dBm	-47.63 dB
5.720 GHz	5.725 GHz	1.000 MHz	5.72482 GHz	-13.77 dBm	-40.36 dB

Date: 19.JAN.2018 14:20:59

Plot on Configuration QPSK, 40M / 5745 MHz / Peak / Port 2 (TX2)

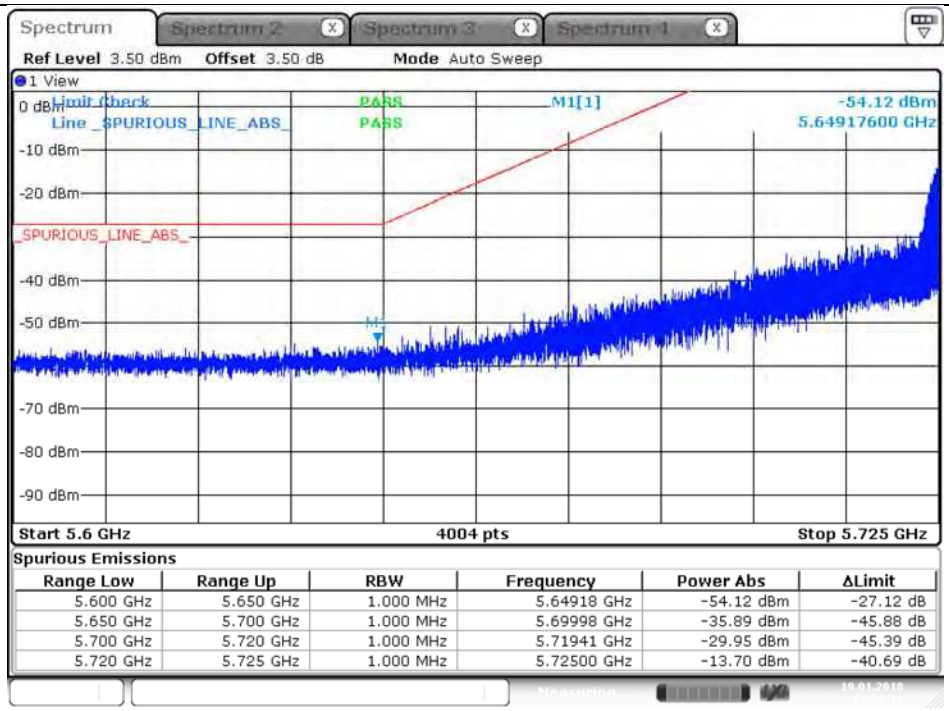

Spurious Emissions

Range Low	Range Up	RBW	Frequency	Power Abs	ΔLimit
5.600 GHz	5.650 GHz	1.000 MHz	5.64918 GHz	-54.12 dBm	-27.12 dB
5.650 GHz	5.700 GHz	1.000 MHz	5.69998 GHz	-35.89 dBm	-45.88 dB
5.700 GHz	5.720 GHz	1.000 MHz	5.71941 GHz	-29.95 dBm	-45.39 dB
5.720 GHz	5.725 GHz	1.000 MHz	5.72500 GHz	-13.70 dBm	-40.69 dB

Date: 19.JAN.2018 14:20:11

Plot on Configuration QPSK, 40M / 5785 MHz (Left) / Peak / Port 1 (TX1)

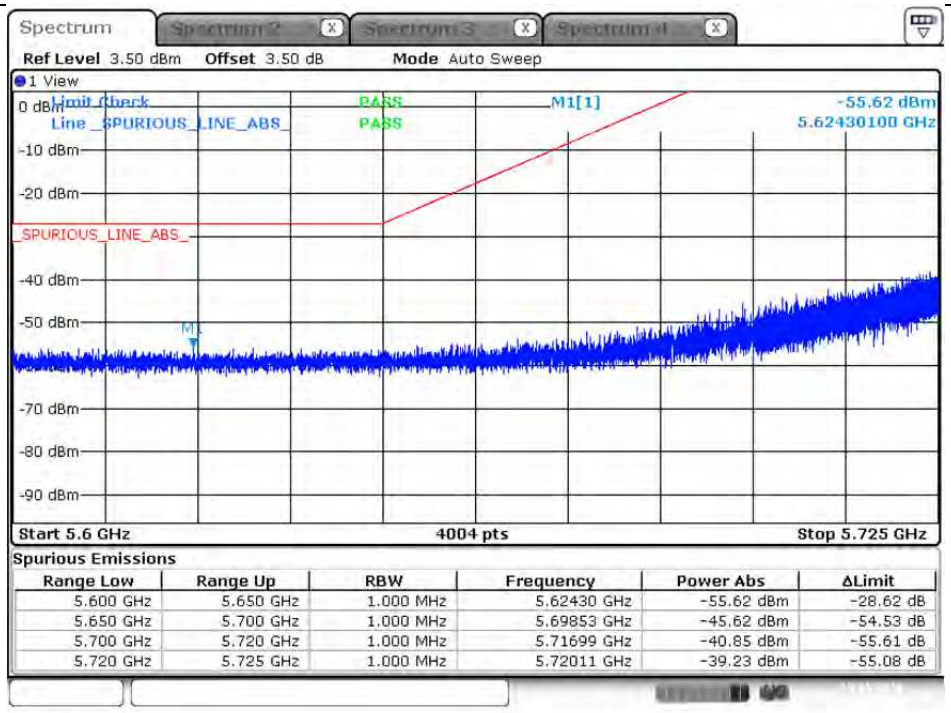

Spurious Emissions

Range Low	Range Up	RBW	Frequency	Power Abs	ΔLimit
5.600 GHz	5.650 GHz	1.000 MHz	5.62430 GHz	-55.62 dBm	-28.62 dB
5.650 GHz	5.700 GHz	1.000 MHz	5.69853 GHz	-45.62 dBm	-54.53 dB
5.700 GHz	5.720 GHz	1.000 MHz	5.71699 GHz	-40.85 dBm	-55.61 dB
5.720 GHz	5.725 GHz	1.000 MHz	5.72011 GHz	-39.23 dBm	-55.08 dB

Date: 19.JAN.2018 14:23:20

Plot on Configuration QPSK, 40M / 5785 MHz (Left) / Peak / Port 2 (TX2)

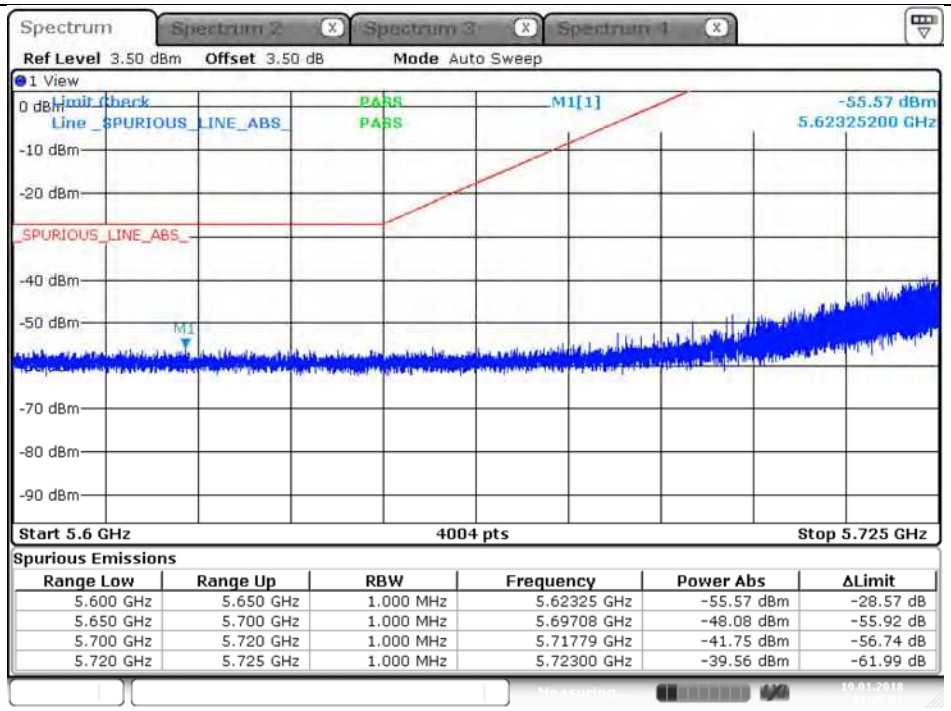

Spurious Emissions

Range Low	Range Up	RBW	Frequency	Power Abs	ΔLimit
5.600 GHz	5.650 GHz	1.000 MHz	5.62325 GHz	-55.57 dBm	-28.57 dB
5.650 GHz	5.700 GHz	1.000 MHz	5.69708 GHz	-48.08 dBm	-55.92 dB
5.700 GHz	5.720 GHz	1.000 MHz	5.71779 GHz	-41.75 dBm	-56.74 dB
5.720 GHz	5.725 GHz	1.000 MHz	5.72300 GHz	-39.56 dBm	-61.99 dB

Date: 19.JAN.2018 14:25:07

Plot on Configuration QPSK, 40M / 5785 MHz (Right) / Peak / Port 1 (TX1)

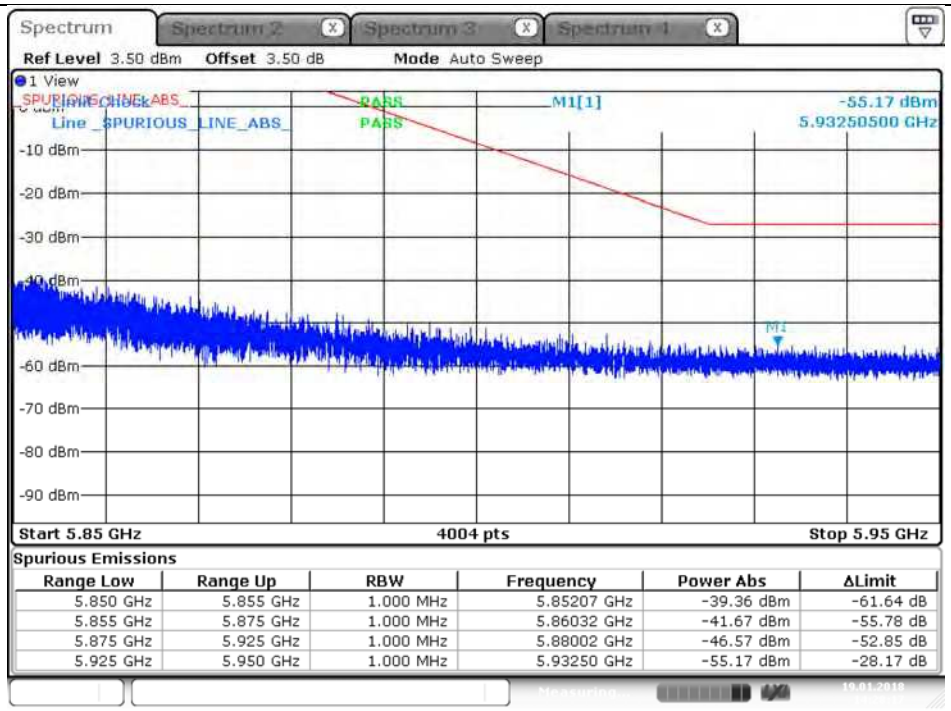

Spurious Emissions

Range Low	Range Up	RBW	Frequency	Power Abs	ΔLimit
5.850 GHz	5.855 GHz	1.000 MHz	5.85207 GHz	-39.36 dBm	-61.64 dB
5.855 GHz	5.875 GHz	1.000 MHz	5.86032 GHz	-41.67 dBm	-55.78 dB
5.875 GHz	5.925 GHz	1.000 MHz	5.88002 GHz	-46.57 dBm	-52.85 dB
5.925 GHz	5.950 GHz	1.000 MHz	5.93250 GHz	-55.17 dBm	-28.17 dB

Date: 19.JAN.2018 14:28:17

Plot on Configuration QPSK, 40M / 5785 MHz (Right) / Peak / Port 2 (TX2)

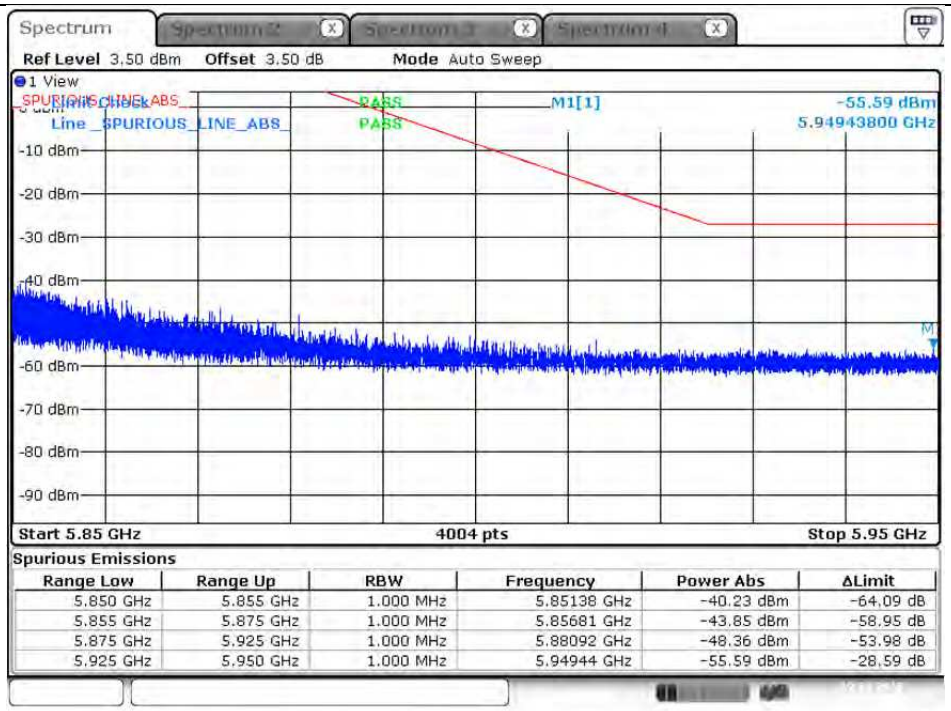

Spurious Emissions

Range Low	Range Up	RBW	Frequency	Power Abs	ΔLimit
5.850 GHz	5.855 GHz	1.000 MHz	5.85138 GHz	-40.23 dBm	-64.09 dB
5.855 GHz	5.875 GHz	1.000 MHz	5.85681 GHz	-43.85 dBm	-58.95 dB
5.875 GHz	5.925 GHz	1.000 MHz	5.88092 GHz	-48.36 dBm	-53.98 dB
5.925 GHz	5.950 GHz	1.000 MHz	5.94944 GHz	-55.59 dBm	-28.59 dB

Date: 19.JAN.2018 14:27:07

Plot on Configuration QPSK, 40M / 5830 MHz / Peak / Port 1 (TX1)

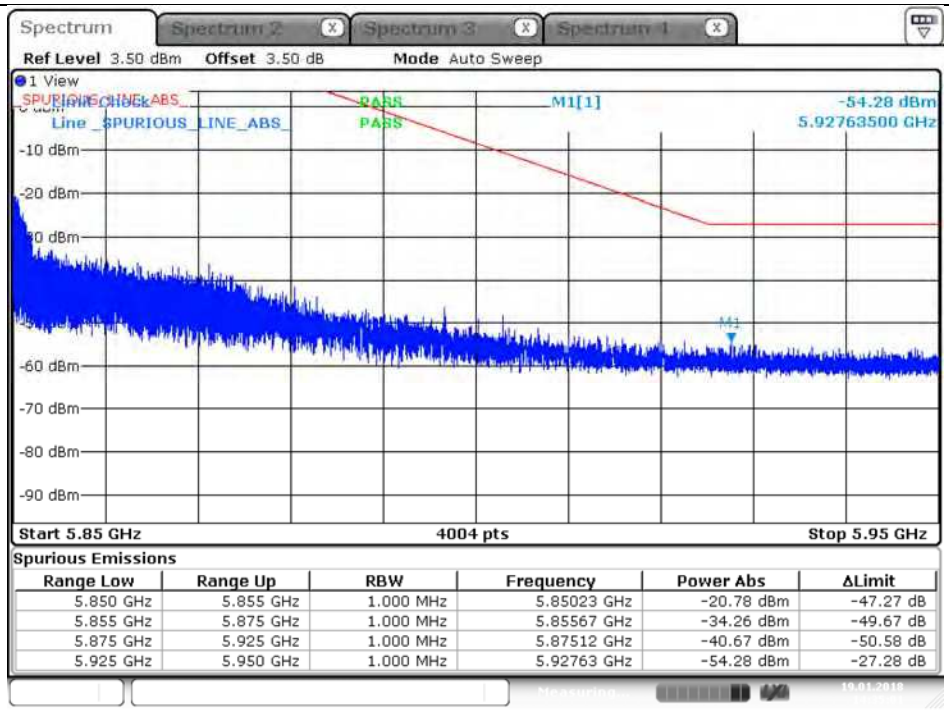

Spurious Emissions

Range Low	Range Up	RBW	Frequency	Power Abs	ΔLimit
5.850 GHz	5.855 GHz	1.000 MHz	5.85023 GHz	-20.78 dBm	-47.27 dB
5.855 GHz	5.875 GHz	1.000 MHz	5.85567 GHz	-34.26 dBm	-49.67 dB
5.875 GHz	5.925 GHz	1.000 MHz	5.87512 GHz	-40.67 dBm	-50.58 dB
5.925 GHz	5.950 GHz	1.000 MHz	5.92763 GHz	-54.28 dBm	-27.28 dB

Date: 19.JAN.2018 14:35:01

Plot on Configuration QPSK, 40M / 5830 MHz / Peak / Port 2 (TX2)

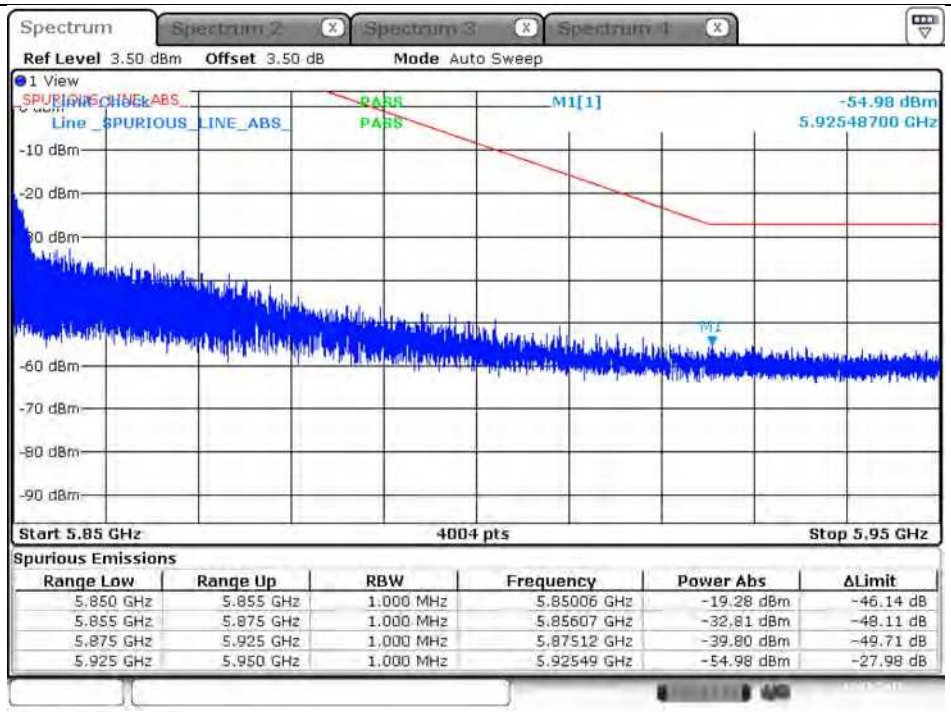

Spurious Emissions

Range Low	Range Up	RBW	Frequency	Power Abs	ΔLimit
5.850 GHz	5.855 GHz	1.000 MHz	5.85006 GHz	-19.28 dBm	-46.14 dB
5.855 GHz	5.875 GHz	1.000 MHz	5.85607 GHz	-32.81 dBm	-48.11 dB
5.875 GHz	5.925 GHz	1.000 MHz	5.87512 GHz	-39.80 dBm	-49.71 dB
5.925 GHz	5.950 GHz	1.000 MHz	5.92549 GHz	-54.98 dBm	-27.98 dB

Date: 19.JAN.2018 14:34:17

Mode: 5, 40 MHz / Port 1
Voltage vs. Frequency Stability

Voltage	Measurement Frequency (MHz)			
(V)	5785 MHz			
	0 Minute	2 Minute	5 Minute	10 Minute
126.50	5784.9968	5784.9960	5784.9956	5784.9949
110.00	5784.9963	5784.9957	5784.9953	5784.9950
93.50	5784.9961	5784.9951	5784.9944	5784.9943
Max. Deviation (MHz)	0.0039	0.0049	0.0056	0.0057
Max. Deviation (ppm)	0.67	0.85	0.97	0.99
Result	Pass			

Temperature vs. Frequency Stability

Temperature	Measurement Frequency (MHz)			
(℃)	5785 MHz			
	0 Minute	2 Minute	5 Minute	10 Minute
-40	5784.9874	5784.9865	5784.986	5784.9854
-30	5784.9891	5784.9889	5784.9888	5784.9881
-20	5784.9908	5784.9901	5784.9894	5784.9890
-10	5784.9917	5784.9908	5784.9905	5784.9895
0	5784.9929	5784.9925	5784.9918	5784.9912
10	5784.9947	5784.9946	5784.9936	5784.9928
20	5784.9963	5784.9961	5784.9957	5784.9949
30	5784.9971	5784.9965	5784.9960	5784.9957
40	5784.9991	5784.9988	5784.9981	5784.9979
50	5785.0009	5785.0008	5784.9998	5784.9996
60	5785.0015	5785.0005	5784.9998	5784.9997
70	5785.0022	5785.0014	5785.0012	5785.0004
Max. Deviation (MHz)	0.0109	0.0111	0.0112	0.0119
Max. Deviation (ppm)	1.88	1.92	1.94	2.06
Result	Pass			