Testing Laboratory 3787

RADIO TEST REPORT

FCC ID	:	Z8H89FT0072
Equipment	:	XE5-8
Brand Name	:	Cambium Networks
Model Name	:	XE5-8
Applicant	:	Cambium Networks Inc. 3800 Golf Road, Suite 360 Rolling Meadows, IL 60008, USA
Manufacturer	:	Cambium Networks, Ltd. Ashburton, TQ13 7UP, UK
Standard	:	47 CFR FCC Part 15.407

The product was received on Dec. 07, 2021, and testing was started from Dec. 21, 2021 and completed on Nov. 22, 2022. We, Sporton International Inc. Hsinchu Laboratory, would like to declare that the tested sample has been evaluated in accordance with the procedures given in ANSI C63.10-2013 and shown compliance with the applicable technical standards.

The test results in this report apply exclusively to the tested model / sample. Without written approval of Sporton International Inc. Hsinchu Laboratory, the test report shall not be reproduced except in full.

Approved by: Sam Chen

Sporton International Inc. Hsinchu Laboratory
No.8, Ln. 724, Bo'ai St., Zhubei City, Hsinchu County 302010, Taiwan (R.O.C.)

Table of Contents

History of this test report **3**

Summary of Test Result **4**

1 General Description **5**

1.1 Information 5
1.2 Applicable Standards 12
1.3 Testing Location Information 12
1.4 Measurement Uncertainty 13

2 Test Configuration of EUT **14**

2.1 Test Channel Mode 14
2.2 The Worst Case Measurement Configuration 22
2.3 EUT Operation during Test 25
2.4 Accessories 25
2.5 Support Equipment 26
2.6 Test Setup Diagram 28

3 Transmitter Test Result **32**

3.1 AC Power-line Conducted Emissions 32
3.2 Emission Bandwidth 34
3.3 Maximum Equivalent Isotopically Radiated Power (E.I.R.P.) 35
3.4 Peak Power Spectral Density (E.I.R.P.) 39
3.5 Unwanted Emissions 44
3.6 Contention Based Protocol 49

4 Test Equipment and Calibration Data **50**

Appendix A. Test Results of AC Power-line Conducted Emissions

Appendix B. Test Results of Emission Bandwidth

Appendix C. Test Results of Maximum Equivalent Isotopically Radiated Power (E.I.R.P.)

Appendix D. Test Results of Peak Power Spectral Density (E.I.R.P.)

Appendix E. Test Results of Unwanted Emissions

Appendix F. Test Results of Contention-Based Protocol

Appendix G. Test Photos

Photographs of EUT v01

History of this test report

Report No.	Version	Description	Issued Date
FR142255-01AC	01	Initial issue of report	Apr. 29, 2022
FR142255-01AC	02	Revising AC Power-line Conducted Emissions, Emissions in Non-restricted Frequency Bands below 1GHz, and Simultaneous Transmission test mode, because Radio 2 and 3 can't work simultaneously.	Jun. 16, 2022
FR142255-01AC	03	Revising AC Power-line Conducted Emissions, Emissions in Non-restricted Frequency Bands below 1GHz, and Simultaneous Transmission test mode, because Radio 2 and 3 can work simultaneously.	Jul. 22, 2022
FR142255-01AC	04	Adding Radio 3 Pine 2 test results.	Dec. 13, 2022
FR142255-01AC	05	Adding the test results of EIRP of Multi Radio.	Jan. 12, 2023

Summary of Test Result

Report Clause	Ref Std. Clause	Test Items	Result (PASS/FAIL)	Remark
1.1.2	15.203	Antenna Requirement	PASS	-
3.1	15.207	AC Power-line Conducted Emissions	PASS	-
3.2	15.407(a)	Emission Bandwidth	PASS	-
3.3	15.407(a)	Maximum Equivalent Isotopically Radiated Power (E.I.R.P.)	PASS	-
3.4	15.407(a)	Peak Power Spectral Density (E.I.R.P.)	PASS	-
3.5	15.407(b)	Unwanted Emissions	PASS	-
3.6	15.407(d)	Contention-Based Protocol	PASS	-

Declaration of Conformity:

1. The test results with all measurement uncertainty excluded are presented in accordance with the regulation limits or requirements declared by manufacturers. It's means measurement values may risk exceeding the limit of regulation standards, if measurement uncertainty is include in test results.
2. The measurement uncertainty please refer to report "Measurement Uncertainty".

Comments and Explanations:

1. The test configuration, test mode and test software were written in this test report are declared by the manufacturer.
2. The declared of product specification for EUT presented in the report are provided by the manufacturer, and the manufacturer takes all the responsibilities for the accuracy of product specification.

Reviewed by: Sam Chen

Report Producer: Viola Huang

1 General Description

1.1 Information

1.1.1 RF General Information

Frequency Range (MHz)	IEEE Std. 802.11	Ch. Frequency (MHz)	Channel Number
5925-7125	ax (HEW20)	5955-7115	1-233 [59]
5925-7125	ax (HEW40)	5965-7085	3-227 [29]
5925-7125	ax (HEW80)	5985-7025	7-215 [14]
5925-7125	ax (HEW160)	6025-6985	15-207 [7]

For Radio 2 and Radio 3

Band	Mode	BWch (MHz)	Nant
UNII 5-8	ax (HEW20)	20	4
UNII 5-8	ax (HEW20)-BF	20	4
UNII 5-8	ax (HEW40)	40	4
UNII 5-8	ax (HEW40)-BF	40	4
UNII 5-8	ax (HEW80)	80	4
UNII 5-8	ax (HEW80)-BF	80	4
UNII 5-8	ax (HEW160)	160	4
UNII 5-8	ax (HEW160)-BF	160	4

Note:
- HEW20, HEW40, HEW80 and HEW160 use a combination of OFDMA-BPSK, QPSK, 16QAM, 64QAM, 256QAM, 1024QAM modulation.
- BWch is the nominal channel bandwidth.
- The channel defined in the IEEE Standard P802.11ax™/D6.1.

1.1.2 Antenna Information

Radio	Ant.	2.4GHz port	5GHz port	5GHz port	6E port	Bluetooth	Brand	Model Name	Antenna Type	Connector	Gain (dBi)
1	1	4	4 (High band)	4 (Full band)	-	-	ACCTON	EAP9819A-6E-1120-CAM	PCB antenna	I-PEX	Note 1
	2	3	3 (High band)	3 (Full band)	-	-	ACCTON	EAP9819A-6E-1120-CAM	PCB antenna	I-PEX	
	3	2	2 (High band)	2 (Full band)	-	-	ACCTON	EAP9819A-6E-1120-CAM	PCB antenna	I-PEX	
	4	1	1 (High band)	1 (Full band)	-	-	ACCTON	EAP9819A-6E-1120-CAM	PCB antenna	I-PEX	
1	5	-	4 (Low band)	8 (Full band)	-	-	ACCTON	EAP9819A-6E-1120-CAM	PCB antenna	I-PEX	
	6	-	3 (Low band)	7 (Full band)	-	-	ACCTON	EAP9819A-6E-1120-CAM	PCB antenna	I-PEX	
	7	-	2 (Low band)	6 (Full band)	-	-	ACCTON	EAP9819A-6E-1120-CAM	PCB antenna	I-PEX	
	8	-	1 (Low band)	5 (Full band)	-	-	ACCTON	EAP9819A-6E-1120-CAM	PCB antenna	I-PEX	
2	9	-	4		4	-	ACCTON	EAP9819A-6E-1120-CAM	Metal antenna	I-PEX	
	10	-	2		2	-	ACCTON	EAP9819A-6E-1120-CAM	Metal antenna	I-PEX	
	11	-	3		3	-	ACCTON	EAP9819A-6E-1120-CAM	Metal antenna	I-PEX	
	12	-	1		1	-	ACCTON	EAP9819A-6E-1120-CAM	Metal antenna	I-PEX	
3	13	-	4		4	-	ACCTON	EAP9819A-6E-1120-CAM	Metal antenna	I-PEX	
	14	-	2		2	-	ACCTON	EAP9819A-6E-1120-CAM	Metal antenna	I-PEX	
	15	-	3		3	-	ACCTON	EAP9819A-6E-1120-CAM	Metal antenna	I-PEX	
	16	-	1		1	-	ACCTON	EAP9819A-6E-1120-CAM	Metal antenna	I-PEX	
4	17	-	-	-	-	1	ACCTON	GT128V007S-001	Chip antenna	N/A	

Note 1:

Radio 1 and Radio 4

Ant.	Antenna Gain (dBi)					
	WLAN 2.4GHz	WLAN 5GHz				Bluetooth
		UNII 1	UNII 2A	UNII 2C	UNII 3	
1	4.51	4.09	3.06	3.82	3.60	-
2	4.97	4.40	5.70	3.79	2.99	-
3	4.66	5.17	5.99	4.38	3.52	-
4	5.95	4.64	4.09	4.19	3.36	-
5	-	3.39	3.58	3.34	2.01	-
6	-	3.70	3.39	2.52	3.03	-
7	-	3.10	3.68	2.83	2.84	-
8	-	2.82	3.13	2.19	2.61	-
17	-	-	-	-	-	3.24

Mode 1: 2.4GHz 4TX and 5GHz UNII 1~UNII 3 8TX

Ant.	Directional Gain (dBi)																		
	WLAN 2.4GHz			WLAN 5GHz															
				UNII 1				UNII 2A				UNII 2C				UNII 3			
	4T1S	4T2S	4T4S	8T1S	8T2S	8T4S	8T8S	8T1S	8T2S	8T4S	8T8S	8T1S	8T2S	8T4S	8T8S	8T1S	8T2S	8T4S	8T8S
1	9.91	6.91	3.96	8.39	5.39	5.17	0.57	8.65	5.99	5.99	0.76	7.37	4.38	4.38	0.01	7.13	4.13	3.60	-0.40
2																			
3																			
4																			
5	-	-	-																
6	-	-	-																
7	-	-	-																
8	-	-	-																

Mode 2: 2.4GHz, 5GHz UNII 1~UNII 2A and 5GHz UNII 2C~UNII 3 4TX

Ant.	Directional Gain (dBi)														
	WLAN 2.4GHz			WLAN 5GHz											
				UNII 1			UNII 2A			UNII 2C			UNII 3		
	4T1S	4T2S	4T4S	4T1S	4T2S	4T4S	4T1S	4T2S	4T4S	4T1S	4T2S	4T4S	4T1S	4T2S	4T4S
1	9.91	6.91	3.96	-	-	-	-	-	-	8.67	5.67	2.75	8.15	5.15	2.27
2															
3															
4															
5	-	-	-	7.35	4.35	1.38	7.38	4.38	1.47	-	-	-	-	-	-
6	-	-	-												
7	-	-	-												
8	-	-	-												

For Radio 2~Radio 3

Ant.	Antenna Gain (dBi)							
	WLAN 5GHz				WLAN 6E			
	UNII 1	UNII 2A	UNII 2C	UNII 3	UNII 5	UNII 6	UNII 7	UNII 8
9	3.56	4.37	3.82	4.70	4.96	3.57	3.72	4.44
10	1.25	3.18	3.45	1.86	4.40	3.52	3.12	3.31
11	4.27	4.24	2.25	3.64	4.14	2.03	3.08	4.86
12	1.94	2.59	2.08	3.11	4.85	2.60	3.43	3.41
13	3.25	3.68	3.74	2.90	4.16	2.52	0.71	2.03
14	2.35	4.20	2.48	3.96	4.72	2.06	1.91	2.03
15	3.07	3.84	2.89	2.61	2.24	1.61	2.74	2.45
16	3.41	3.65	1.81	3.31	3.43	3.56	2.35	1.93

For 5GHz UNII 1~UNII 3

Ant.	Directional Gain (dBi)											
	WLAN 5GHz											
	UNII 1			UNII 2A			UNII 2C			UNII 3		
	4T1S	4T2S	4T4S	4T1S	4T2S	4T4S	4T1S	4T2S	4T4S	4T1S	4T2S	4T4S
9	6.84	4.27	0.94	7.38	4.38	1.63	5.12	3.82	-0.67	5.70	4.70	0.08
10												
11												
12												
13	6.79	3.79	0.92	6.16	4.20	0.76	4.51	3.74	-0.79	5.60	3.96	0.29
14												
15												
16												

For 6GHz UNII 5~8

Ant.	Directional Gain (dBi)											
	WLAN 6E											
	UNII 5			UNII 6			UNII 7			UNII 8		
	4T1S	4T2S	4T4S	4T1S	4T2S	4T4S	4T1S	4T2S	4T4S	4T1S	4T2S	4T4S
9	7.11	4.96	1.27	6.27	3.57	0.39	6.05	3.72	0.36	7.06	4.86	1.54
10												
11												
12												
13	7.06	4.72	1.39	6.25	3.56	0.34	4.86	2.74	-0.72	5.56	2.56	-0.38
14												
15												
16												

Note 2: The EUT has seventeen antennas.
Note 3: The brand/model/antenna type information was declared by manufacturer.
Note 4: Maximum Directional Gain following KDB662911 D03.
The antenna report is provided in the operational description for this application.
Note 5: The EUT doesn't enable the DFS band.

For Radio 1
For 2.4GHz:
For IEEE 802.11b/g/n/VHT/ax mode (4TX/4RX):
Port 1, Port 2, Port 3 and Port 4 can be used as transmitting/receiving antenna.
Port 1, Port 2, Port 3 and Port 4 could transmit/receive simultaneously.
For 5GHz UNII 1 and UNII 3 (SBS Mode):
For IEEE 802.11a/n/ac/ax mode (4TX/4RX):
Port 1, Port 2, Port 3 and Port 4 can be used as transmitting/receiving antenna.
Port 1, Port 2, Port 3 and Port 4 could transmit/receive simultaneously.
For 5GHz UNII 1 and UNII 3 (DBS Mode):
For IEEE 802.11a/n/ac/ax mode (8TX/8RX):
Port 1, Port 2, Port 3, Port 4, Port 5, Port 6, Port 7, Port 8 can be used as transmitting/receiving antenna.
Port 1, Port 2, Port 3, Port 4, Port 5, Port 6, Port 7, Port 8 could transmit/receive simultaneously.
For Radio 2 and Radio 3
For 5GHz UNII 1 and UNII 3:
For IEEE 802.11a/n/ac/ax mode (4TX/4RX):
Port 1, Port 2, Port 3 and Port 4 can be used as transmitting/receiving antenna.
Port 1, Port 2, Port 3 and Port 4 could transmit/receive simultaneously.
For 6GHz UNII 5~8:
For IEEE 802.11ax mode (4TX/4RX):
Port 1, Port 2, Port 3 and Port 4 can be used as transmitting/receiving antenna.
Port 1, Port 2, Port 3 and Port 4 could transmit/receive simultaneously.
For Radio 4
For Bluetooth:
Only Port 1 can be used as transmitting/receiving antenna.

1.1.3 Mode Test Duty Cycle

For Radio 2 Pine 1

Mode	DC	DCF(dB)	T(s)	VBW(Hz) ≥ 1/T
802.11ax HEW20	0.868	0.61	5.445m	300
802.11ax HEW20-BF	0.764	1.17	1.765m	1k
802.11ax HEW40	0.821	0.86	5.444m	300
802.11ax HEW40-BF	0.843	0.74	1.764m	1k
802.11ax HEW80	0.865	0.63	5.444m	300
802.11ax HEW80-BF	0.921	0.36	1.689m	1k
802.11ax HEW160	0.915	0.39	5.444m	300
802.11ax HEW160-BF	0.963	0.16	1.888m	1k

For Radio 3 Pine 2

Mode	DC	DCF(dB)	T(s)	VBW(Hz) ≥ 1/T
802.11ax HEW20	0.861	0.65	5.447m	300
802.11ax HEW20-BF	0.821	0.86	1.764m	1k
802.11ax HEW40	0.866	0.62	5.445m	300
802.11ax HEW40-BF	0.833	0.79	1.764m	1k
802.11ax HEW80	0.865	0.63	5.448m	300
802.11ax HEW80-BF	0.846	0.73	1.688m	1k
802.11ax HEW160	0.942	0.26	5.448m	300
802.11ax HEW160-BF	0.843	0.74	1.888m	1k

Note:
- DC is Duty Cycle.
- DCF is Duty Cycle Factor.

1.1.4 EUT Operational Condition

EUT Power Type	From PoE			
Beamforming Function	☒	With beamforming	☐	Without beamforming
	The product has beamforming function for n/VHT/ax in 2.4GHz, n/ac/ax in 5GHz UNII 1, UNII 3 and ax in 6GHz UNII 5~UNII 8.			
Device Type	☒	Indoor Access Point	☐	Subordinate
	☐	Indoor Client	☐	Standard Power Access Point
	☐	Dual Client	☐	Standard Client
	☐	Fixed Client		
Test Software Version	QSPR Version 5.0-00197			
Software / Firmware Version for CBP	OpenWrt Chaos Calmer 15.05.1 eea552a14b+r49254 / LuCI branch (git-21.019.43130-95d7e469c)			

Note: The above information was declared by manufacturer.

1.1.5 Table of Radio Function

Radio (R)	2.4GHz	5GHz	6E	Bluetooth
1	V	V	-	-
2 (Pine 1)	-	V	V	-
3 (Pine 2)	-	V	V	-
4	-	-	-	V

1.1.6 Table for EUT Operation Function

Mode	Operation Function
1	DBS Mode: R1: 2.4GHz/5GHz UNII 1,UNII 3 in 8TX +R2: 5GHz UNII 1,UNII 3/6GHz+R3: 5GHz UNII 1,UNII 3/6GHz+R4: BT
2	SBS Mode: R1: 2.4GHz/5GHz UNII 1,UNII 3 in 4TX +R2: 5GHz UNII 1,UNII 3/6GHz+R3: 5GHz UNII 1,UNII 3/6GHz+R4: BT

Note1: Only the 5GHz mode of radio 2, and 3 has been performed in the testing, because the output power is larger than 6GHz.

Note2: Radio 2 and Radio 3 can transmit simultaneously but they can't be configured to the same frequency.

1.2 Applicable Standards

According to the specifications of the manufacturer, the EUT must comply with the requirements of the following standards:

- 47 CFR FCC Part 15.407
- ANSI C63.10-2013
- FCC KDB 789033 D02 v02r01

The following reference test guidance is not within the scope of accreditation of TAF.

- FCC KDB 987594 D02 v01r01
- FCC KDB 662911 D03 v01
- FCC KDB 412172 D01 v01r01
- FCC KDB 414788 D01 v01r01

1.3 Testing Location Information

Testing Location Information	
Test Lab.：Sporton International Inc. Hsinchu Laboratory	
Hsinchu	ADD: No.8, Ln. 724, Bo'ai St., Zhubei City, Hsinchu County 302010, Taiwan (R.O.C.)
(TAF: 3787)	TEL: 886-3-656-9065 FAX: 886-3-656-9085
	Test site Designation No. TW3787 with FCC.
	Conformity Assessment Body Identifier (CABID) TW3787 with ISED.

Test Condition	Test Site No.	Test Engineer	Test Environment (°C / %)	Test Date
RF Conducted	TH01-CB	Serway Lee	23.6-24.3 / 63-65	Jan. 03, 2022~Apr. 08, 202
		Serway Lee	22.1-22.7 / 67-71	Nov. 21, 2022~Nov. 22, 2022
Radiated below 1GHz	03CH03-CB	Kevin Huang	24-25.1 / 56-59	Dec. 21, 2021
Radiated above 1GHz	03CH01-CB	Bruce Yang	24.2-26.1 / 55-58	Dec. 25, 2021~Apr. 14, 2022
	03CH02-CB	Bruce Yang	23.1-23.8 / 52-55	Nov. 11, 2022~Nov. 22, 2022
	03CH03-CB	Bruce Yang	23.1-24.2 / 57-60	
AC Conduction	CO01-CB	Peter Wu	21-22 / 50-51	Jan. 07, 2022
RF Conducted (Contention-Based Protocol test)	DF02-CB	Jay Lo	24.2-25.4 / 65-69	Mar. 25, 2022

1.4 Measurement Uncertainty

ISO/IEC 17025 requires that an estimate of the measurement uncertainties associated with the emissions test results be included in the report. The measurement uncertainties given below are based on a 95% confidence level (based on a coverage factor (k=2)

For test data before Jun. 01, 2022

Test Items	Uncertainty	Remark
Conducted Emission (150kHz ~ 30MHz)	3.4 dB	Confidence levels of 95%
Radiated Emission (9kHz ~ 30MHz)	3.4 dB	Confidence levels of 95%
Radiated Emission (30MHz ~ 1,000MHz)	5.6 dB	Confidence levels of 95%
Radiated Emission (1GHz ~ 18GHz)	4.7 dB	Confidence levels of 95%
Radiated Emission (18GHz ~ 40GHz)	4.2 dB	Confidence levels of 95%
Conducted Emission	2.5 dB	Confidence levels of 95%
Output Power Measurement	1.3 dB	Confidence levels of 95%
Power Density Measurement	2.5 dB	Confidence levels of 95%
Bandwidth Measurement	0.9%	Confidence levels of 95%

For test data after May 31, 2022

Test Items	Uncertainty	Remark
Radiated Emission (1GHz ~ 18GHz)	5.2 dB	Confidence levels of 95%
Radiated Emission (18GHz ~ 40GHz)	4.7 dB	Confidence levels of 95%
Conducted Emission	3.2 dB	Confidence levels of 95%
Output Power Measurement	0.8 dB	Confidence levels of 95%
Power Density Measurement	3.2 dB	Confidence levels of 95%
Bandwidth Measurement	2.0 %	Confidence levels of 95%

2 Test Configuration of EUT

2.1 Test Channel Mode

For Radio 2 Pine 1
Non beamforming mode

Mode	Power Setting
802.11ax HEW20_Nss1,(MCS0)_4TX	-
5955MHz	7
6175MHz	7.5
6415MHz	7.5
6435MHz	7
6475MHz	7
6515MHz	4.5
6535MHz	5.5
6695MHz	5.5
6855MHz	5
6875MHz Straddle 6.525-6.875GHz	5
6895MHz	4.5
6995MHz	5
7095MHz	5.5
7115MHz	5
802.11ax HEW40_Nss1,(MCS0)_4TX	-
5965MHz	9.5
6165MHz	9.5
6405MHz	9
6445MHz	9
6485MHz	8.5
6525MHz Straddle 6.425-6.525GHz	8
6565MHz	8
6685MHz	7.5
6845MHz	8
6885MHz Straddle 6.525-6.875GHz	8
6925MHz	7.5
7005MHz	7.5
7085MHz	7.5
802.11ax HEW80_Nss1,(MCS0)_4TX	-
5985MHz	11.5
6145MHz	12.5
6385MHz	11.5

Mode	Power Setting
6465MHz	12
6545MHz Straddle 6.425-6.525GHz	11
6625MHz	11.5
6705MHz	11
6785MHz	11
6865MHz Straddle 6.525-6.875GHz	11
6945MHz	10
7025MHz	10
802.11ax HEW160_Nss1,(MCS0)_4TX	-
6025MHz	15.5
6185MHz	15
6345MHz	15
6505MHz Straddle 6.425-6.525GHz	14
6665MHz	14
6825MHz Straddle 6.525-6.875GHz	13.5
6985MHz	13

Beamforming mode

Mode	Power Setting
802.11ax HEW20-BF_Nss1,(MCS0)_4TX	-
5955MHz	12
6175MHz	13
6415MHz	13
6435MHz	12
6475MHz	13
6515MHz	13
6535MHz	12
6695MHz	13
6855MHz	11
6875MHz Straddle 6.525-6.875GHz	11
6895MHz	12
6995MHz	11
7095MHz	13
7115MHz	12
802.11ax HEW40-BF_Nss1,(MCS0)_4TX	-
5965MHz	15
6165MHz	15
6405MHz	15
6445MHz	15
6485MHz	14
6525MHz Straddle 6.425-6.525GHz	14
6565MHz	14
6685MHz	15
6845MHz	15
6885MHz Straddle 6.525-6.875GHz	14
6925MHz	14
7005MHz	14
7085MHz	14
802.11ax HEW80-BF_Nss1,(MCS0)_4TX	-
5985MHz	19
6145MHz	19
6385MHz	17
6465MHz	17
6545MHz Straddle 6.425-6.525GHz	18
6625MHz	18
6705MHz	18
6785MHz	19

Mode	Power Setting
6865MHz Straddle 6.525-6.875GHz	16
6945MHz	19
7025MHz	18
802.11ax HEW160-BF_Nss1,(MCS0)_4TX	-
6025MHz	21
6185MHz	22
6345MHz	21
6505MHz Straddle 6.425-6.525GHz	22
6665MHz	22
6825MHz Straddle 6.525-6.875GHz	22
6985MHz	21

For Radio 3 Pine 2
Non beamforming mode

Mode	Power Setting
802.11ax HEW20_Nss1,(MCS0)_4TX	-
5955MHz	7.5
6175MHz	7
6415MHz	8.5
6435MHz	8.5
6475MHz	8.5
6515MHz	7.5
6535MHz	7.5
6695MHz	7.5
6855MHz	7.5
6875MHz Straddle 6.525-6.875GHz	7.5
6895MHz	7.5
6995MHz	8
7095MHz	8
7115MHz	7.5
802.11ax HEW40_Nss1,(MCS0)_4TX	-
5965MHz	10
6165MHz	9.5
6405MHz	10.5
6445MHz	11
6485MHz	10
6525MHz Straddle 6.425-6.525GHz	10
6565MHz	9.5
6685MHz	10
6845MHz	10.5
6885MHz Straddle 6.525-6.875GHz	10.5
6925MHz	12
7005MHz	10.5
7085MHz	11.5
802.11ax HEW80_Nss1,(MCS0)_4TX	-
5985MHz	13
6145MHz	12
6385MHz	13
6465MHz	14
6545MHz Straddle 6.425-6.525GHz	13
6625MHz	13.5
6705MHz	13
6785MHz	13

Mode	Power Setting
6865MHz Straddle 6.525-6.875GHz	13.5
6945MHz	12
7025MHz	14
802.11ax HEW160_Nss1,(MCS0)_4TX	-
6025MHz	15
6185MHz	14
6345MHz	15
6505MHz Straddle 6.425-6.525GHz	16.5
6665MHz	15
6825MHz Straddle 6.525-6.875GHz	16
6985MHz	14.5

Beamforming mode

Mode	Power Setting
802.11ax HEW20-BF_Nss1,(MCS0)_4TX	-
5955MHz	12
6175MHz	14
6415MHz	14
6435MHz	14
6475MHz	14
6515MHz	14
6535MHz	14
6695MHz	14
6855MHz	12
6875MHz Straddle 6.525-6.875GHz	13
6895MHz	13
6995MHz	13
7095MHz	12
7115MHz	14
802.11ax HEW40-BF_Nss1,(MCS0)_4TX	-
5965MHz	16
6165MHz	16
6405MHz	16
6445MHz	16
6485MHz	18
6525MHz Straddle 6.425-6.525GHz	18
6565MHz	16
6685MHz	16
6845MHz	15
6885MHz Straddle 6.525-6.875GHz	16
6925MHz	16
7005MHz	16
7085MHz	16
802.11ax HEW80-BF_Nss1,(MCS0)_4TX	-
5985MHz	19
6145MHz	18
6385MHz	17
6465MHz	17
6545MHz Straddle 6.425-6.525GHz	19
6625MHz	18
6705MHz	18
6785MHz	20

Mode	Power Setting
6865MHz Straddle 6.525-6.875GHz	19
6945MHz	20
7025MHz	18
802.11ax HEW160-BF_Nss1,(MCS0)_4TX	-
6025MHz	22
6185MHz	22
6345MHz	22
6505MHz Straddle 6.425-6.525GHz	22
6665MHz	22
6825MHz Straddle 6.525-6.875GHz	22
6985MHz	22

2.2 The Worst Case Measurement Configuration

The Worst Case Mode for Following Conformance Tests	
Tests Item	AC power-line conducted emissions
Condition	AC power-line conducted measurement for line and neutral Test Voltage: 120Vac / 60Hz
Operating Mode	Normal Link
1	DBS Mode:R1: 2.4GHz/5GHz UNII 1,UNII 3 in 8TX +R2: 5GHz UNII 1,UNII 3+R3: 5GHz UNII 1,UNII 3 +R4: BT
2	SBS Mode:R1: 2.4GHz/5GHz UNII 1,UNII 3 in 4TX +R2: 5GHz UNII 1,UNII 3+R3: 5GHz UNII 1,UNII 3+R4: BT
For operating mode 1 is the worst case and it was record in this test report.	

The Worst Case Mode for Following Conformance Tests	
Tests Item	Contention Based Protocol
Test Condition	Conducted measurement at transmit chains

The Worst Case Mode for Following Conformance Tests	
Tests Item	Emission Bandwidth Frequency Stability
Test Condition	Conducted measurement at transmit chains
1	EUT_Radio 2 Pine 1
2	EUT_Radio 3 Pine 2

The Worst Case Mode for Following Conformance Tests	
Tests Item	Maximum Equivalent Isotopically Radiated Power (E.I.R.P.) Peak Power Spectral Density (E.I.R.P.)
Test Condition	Conducted measurement at transmit chains
1	EUT_Radio 2 Pine 1 UNII 6 (6505, 6515, 6525, 6545MHz), UNII 7~UNII 8_non beamforming mode

The Worst Case Mode for Following Conformance Tests	
Tests Item	Maximum Equivalent Isotopically Radiated Power (E.I.R.P.) Peak Power Spectral Density (E.I.R.P.)
Test Condition	Radiated measurement
	The EUT was performed at X axis, Y axis and Z axis position, and the worst case was found as below. So the measurement will follow this same test configuration.
1	EUT in X axis_Radio 2 Pine 1 UNII 5, UNII 6(Other than 6505, 6515, 6525, 6545MHz)_non beamforming mode
2	EUT in X axis_Radio 2 Pine 1 UNII 5~UNII 8_beamforming mode
3	EUT in Y axis_Radio 3 Pine 2 UNII 5~UNII 8_non beamforming mode
4	EUT in Y axis_Radio 3 Pine 2 UNII 5~UNII 8_beamforming mode

The Worst Case Mode for Following Conformance Tests	
Tests Item	Unwanted Emissions
Test Condition	Radiated measurement If EUT consist of multiple antenna assembly (multiple antenna are used in EUT regardless of spatial multiplexing MIMO configuration), the radiated test should be performed with highest antenna gain of each antenna type.
Operating Mode < 1GHz	Normal Link
1	DBS Mode: EUT in Z axis- R1: 2.4GHz/5GHz UNII 1,UNII 3 in 8TX +R2: 5GHz UNII 1,UNII 3+R3: 5GHz UNII 1,UNII 3 +R4: BT
2	DBS Mode: EUT in Y axis- R1: 2.4GHz/5GHz UNII 1,UNII 3 in 8TX +R2: 5GHz UNII 1,UNII 3+R3: 5GHz UNII 1,UNII 3 +R4: BT
3	DBS Mode: EUT in X axis- R1: 2.4GHz/5GHz UNII 1,UNII 3 in 8TX +R2: 5GHz UNII 1,UNII 3+R3: 5GHz UNII 1,UNII 3 +R4: BT
Mode 2 has been evaluated to be the worst case among Mode 1~3, thus measurement for Mode 4 will follow this same test mode.	
4	SBS Mode: EUT in Y axis- R1: 2.4GHz/5GHz UNII 1,UNII 3 in 4TX +R2: 5GHz UNII 1,UNII 3+R3: 5GHz UNII 1,UNII 3+R4: BT
For operating mode 2 is the worst case and it was record in this test report.	
Operating Mode > 1GHz	CTX
	The EUT was performed at X axis, Y axis and Z axis position, and the worst case was found as below. So the measurement will follow this same test configuration.
1	EUT in X axis_Radio 2 Pine 1 UNII 5~UNII 8 4TX
2	EUT in Y axis_Radio 3 Pine 2 UNII 5~UNII 8 4TX

The Worst Case Mode for Following Conformance Tests	
Tests Item	Emission MASK
Test Condition	Conducted measurement at transmit chains
1	EUT_Radio 2 Pine 1
2	EUT_Radio 3 Pine 2

The Worst Case Mode for Following Conformance Tests	
Tests Item	Simultaneous Transmission Analysis - Co-location RF Exposure Evaluation
Operating Mode	
1	DBS Mode:R1: 2.4GHz/5GHz UNII 1,UNII 3 in 8TX +R2: 5GHz UNII 1,UNII 3+R3: 5GHz UNII 1,UNII 3 +R4: BT
2	DBS Mode:R1: 2.4GHz/5GHz UNII 1,UNII 3 in 8TX +R2: 5GHz UNII 1,UNII 3+R3: 6GHz UNII 5~UNII 8 +R4: BT
3	DBS Mode:R1: 2.4GHz/5GHz UNII 1,UNII 3 in 8TX +R2: 6GHz UNII 5~UNII 8+R3: 5GHz UNII 1,UNII 3 +R4: BT
4	DBS Mode:R1: 2.4GHz/5GHz UNII 1,UNII 3 in 8TX +R2: 6GHz UNII 5~UNII 8+R3: 6GHz UNII 5~UNII 8 +R4: BT
5	DBS Mode:R1: 2.4GHz/ SBS Mode:5GHz UNII 1+UNII 3 in 4TX +R2: 5GHz UNII 1,UNII 3+R3: 5GHz UNII 1,UNII 3 +R4: BT
6	DBS Mode:R1: 2.4GHz/ SBS Mode:5GHz UNII 1+UNII 3 in 4TX +R2: 5GHz UNII 1,UNII 3+R3: 6GHz UNII 5~UNII 8 +R4: BT
7	DBS Mode:R1: 2.4GHz/ SBS Mode:5GHz UNII 1+UNII 3 in 4TX +R2: 6GHz UNII 5~UNII 8+R3: 5GHz UNII 1, UNII 3 +R4: BT
8	DBS Mode:R1: 2.4GHz/ SBS Mode:5GHz UNII 1+UNII 3 in 4TX +R2: 6GHz UNII 5~UNII 8+R3: 6GHz UNII 5~UNII 8 +R4: BT
Refer to Sporton Test Report No.: FA142255-01 for Co-location RF Exposure Evaluation.	

Note: The PoE is for measurement only, would not be marketed.
The PoE information is below:

Support Unit	Brand	Model
PoE	Cambium	NET-P60-56IN

2.3 EUT Operation during Test

For CTX Mode:

non-beamforming mode:

The EUT was programmed to be in continuously transmitting mode.

beamforming mode:

For Conducted Mode:
The EUT was programmed to be in continuously transmitting mode.
For Radiated Mode:
During the test, the following programs under WIN 10 were executed.
The program was executed as follows:
1. During the test, the EUT operation to normal function.
2. Executed command fixed test channel under telnet.
3. Executed "Lantest.exe" to link with the remote workstation to transmit and receive packet by RX Device and transmit duty cycle no less than 98%.

For Normal Link:

During the test, the EUT operation to normal function.

2.4 Accessories

Accessories
Cradle*1

2.5 Support Equipment

For AC Conduction:

Support Equipment				
No.	**Equipment**	**Brand Name**	**Model Name**	**FCC ID**
A	PoE	Cambium	NET-P60-56IN	N/A
B	PoE PC	DELL	T3400	N/A
C	Smart Phone	Apple	Iphone 12	BCG-E3544A
D	2.4G NB	DELL	E6430	N/A
E	5G LOW NB	DELL	E6430	N/A
F	5G HIGH NB	DELL	E6430	N/A
G	5G NB	DELL	E6430	N/A
H	Flash disk3.0	Transcend	JetFlash-700	N/A

For Radiated (below 1GHz):

Support Equipment				
No.	**Equipment**	**Brand Name**	**Model Name**	**FCC ID**
A	PoE	Cambium	NET-P60-56IN	N/A
B	PC	HP	SGH8190LP1	N/A
C	Smart Phone	Apple	Iphone 12	BCG-E3544A
D	Notebook(2.4G)	DELL	E4300	N/A
E	Notebook(5G)	DELL	E4300	N/A
F	Notebook(5G)	DELL	E4300	N/A
G	Notebook(5G)	DELL	E4300	N/A
H	Flash disk3.0	Transcend	JetFlash-700	N/A

For Radiated (above 1GHz):
For non beamforming mode

Support Equipment				
No.	**Equipment**	**Brand Name**	**Model Name**	**FCC ID**
A	Notebook	DELL	E4300	N/A
B	PoE	Cambium	NET-P60-56IN	N/A

For beamforming mode

Support Equipment				
No.	**Equipment**	**Brand Name**	**Model Name**	**FCC ID**
A	Notebook	DELL	E4300	N/A
B	PoE	Cambium	NET-P60-56IN	N/A
C	RX Device	Cambium	Puma	N/A
D	Notebook	DELL	E4300	N/A

For RF Conducted (other tests):

Support Equipment				
No.	**Equipment**	**Brand Name**	**Model Name**	**FCC ID**
A	Notebook	DELL	E4300	N/A
B	PoE	Cambium	NET-P60-56IN	N/A

For RF Conducted (Contention-Based Protocol test):

Support Equipment				
No.	**Equipment**	**Brand Name**	**Model Name**	**FCC ID**
A	Notebook	DELL	E4300	N/A
B	Notebook	DELL	E4300	N/A
C	RX Device	Cambium	Puma	N/A

2.6 Test Setup Diagram

Test Setup Diagram – AC Line Conducted Emission Test

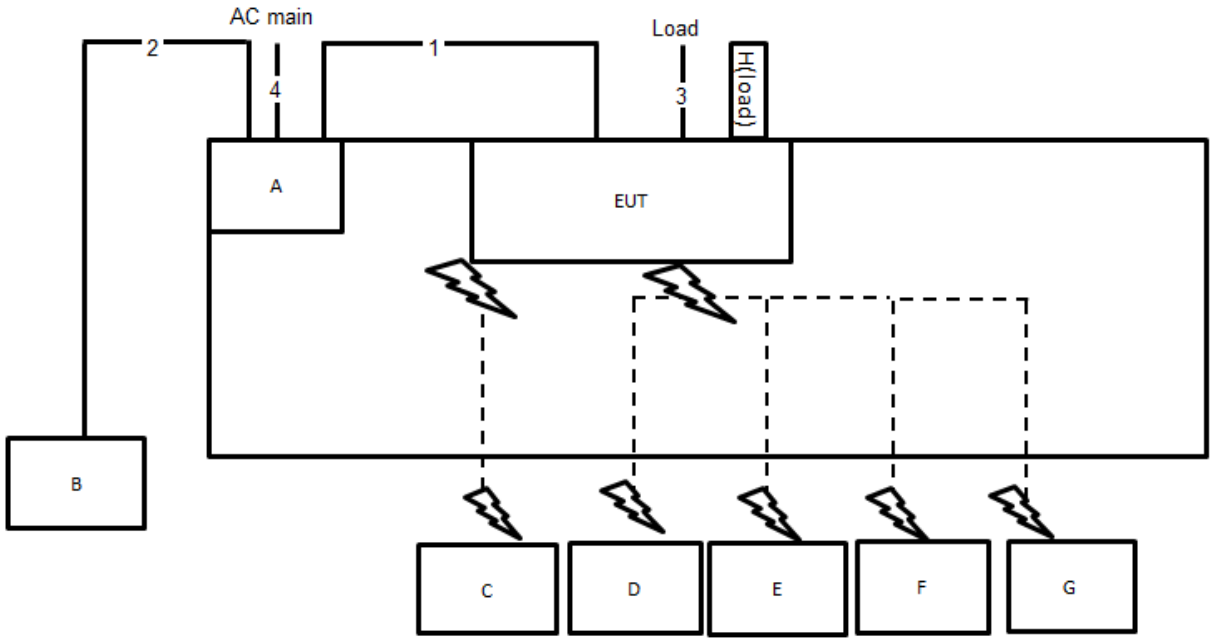

Item	Connection	Shielded	Length
1	RJ-45 cable	No	1.5m
2	RJ-45 cable	No	10m
3	RJ-45 cable	No	1.5m
4	Power cable	No	0.8m

Test Setup Diagram - Radiated Test < 1GHz

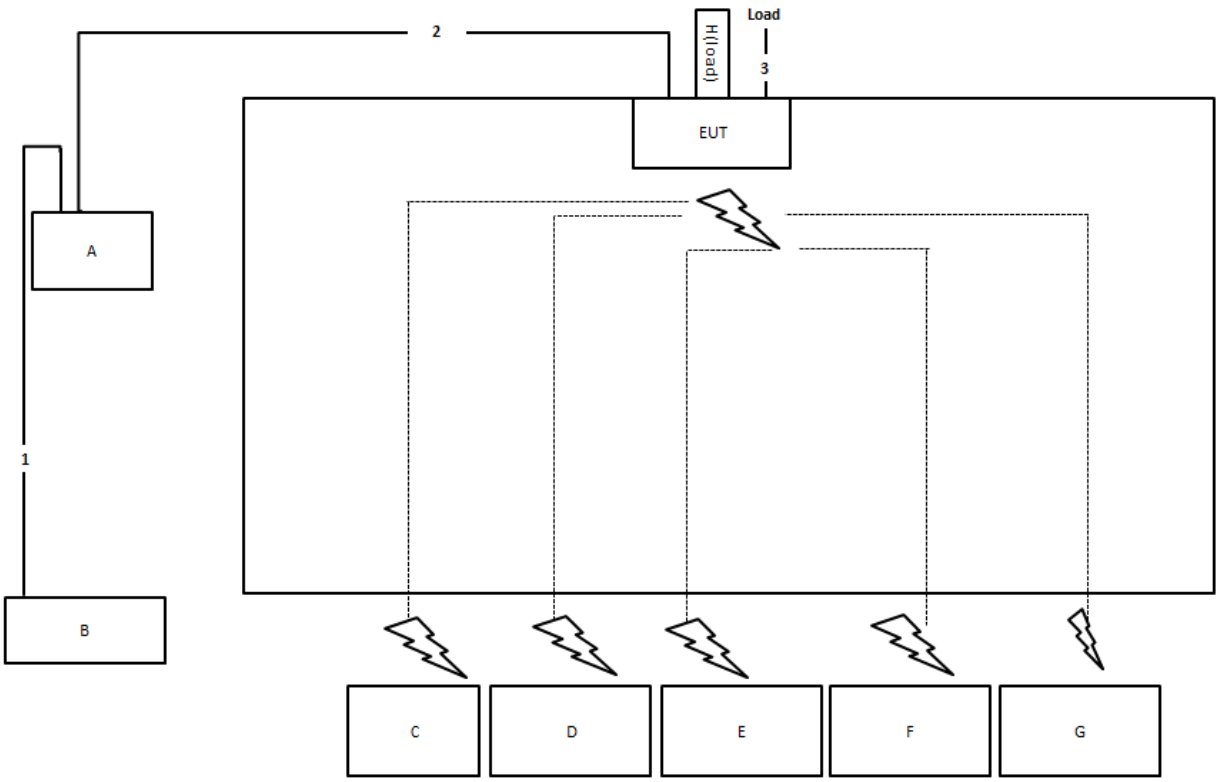

Item	Connection	Shielded	Length
1	RJ-45 cable	No	1.5m
2	RJ-45 cable	No	10m
3	RJ-45 cable	No	1.5m

Test Setup Diagram - Radiated Test > 1GHz / For non beamforming mode

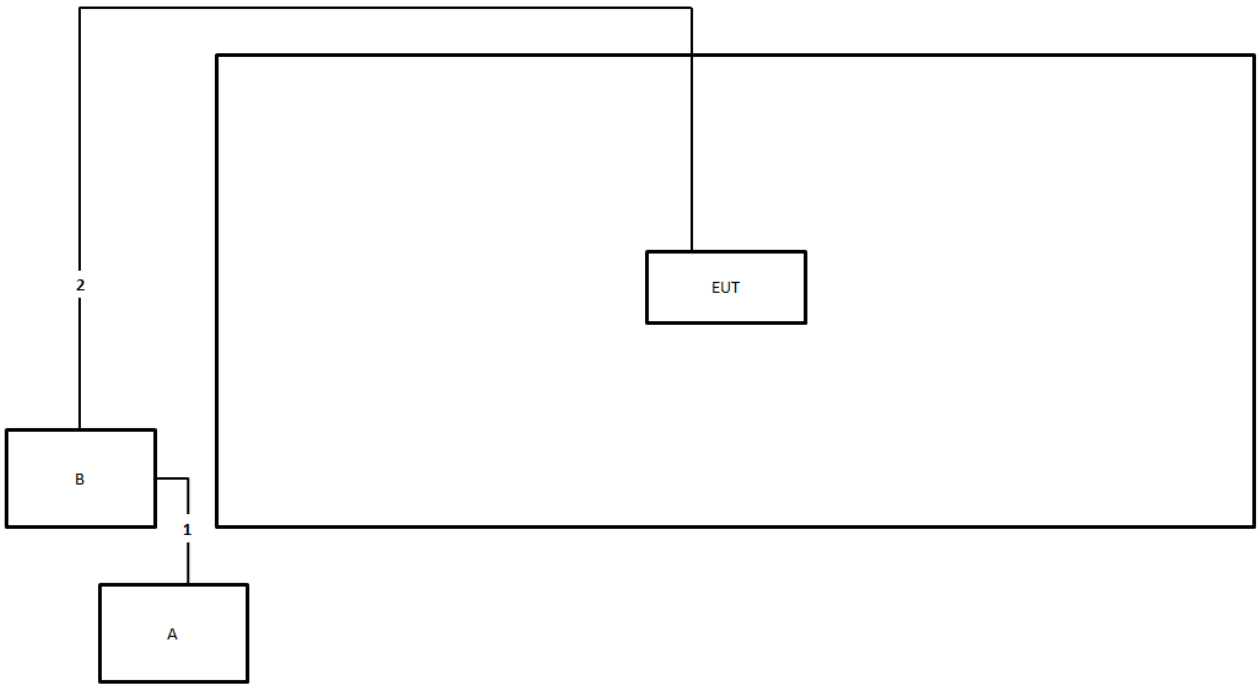

Item	Connection	Shielded	Length
1	RJ-45 cable	No	1.5m
2	RJ-45 cable	No	10m

Test Setup Diagram - Radiated Test > 1GHz / For beamforming mode

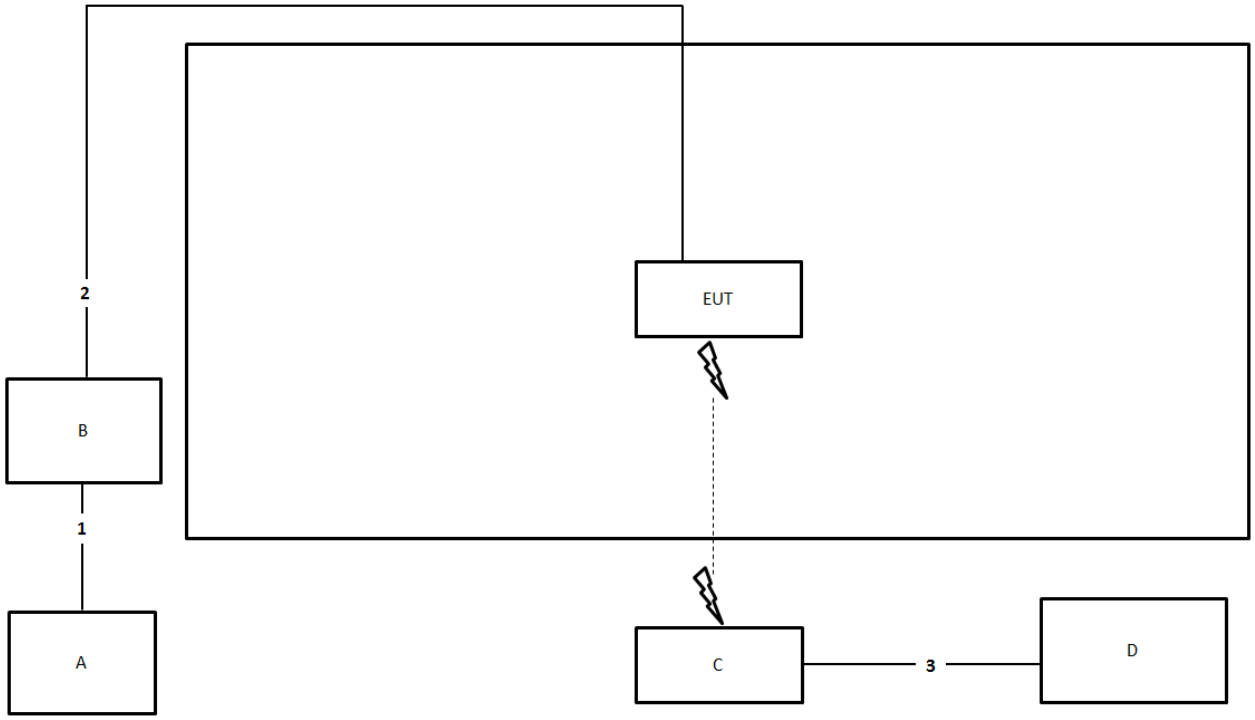

Item	Connection	Shielded	Length
1	RJ-45 cable	No	1.5m
2	RJ-45 cable	No	10m
3	RJ-45 cable	No	10m

3 Transmitter Test Result

3.1 AC Power-line Conducted Emissions

3.1.1 AC Power-line Conducted Emissions Limit

AC Power-line Conducted Emissions Limit		
Frequency Emission (MHz)	**Quasi-Peak**	**Average**
0.15-0.5	66 - 56 *	56 - 46 *
0.5-5	56	46
5-30	60	50
Note 1: * Decreases with the logarithm of the frequency.		

3.1.2 Measuring Instruments

Refer a test equipment and calibration data table in this test report.

3.1.3 Test Procedures

Test Method
☒ Refer as ANSI C63.10-2013, clause 6.2 for AC power-line conducted emissions.

3.1.4 Test Setup

AC Power-line Conducted Emissions

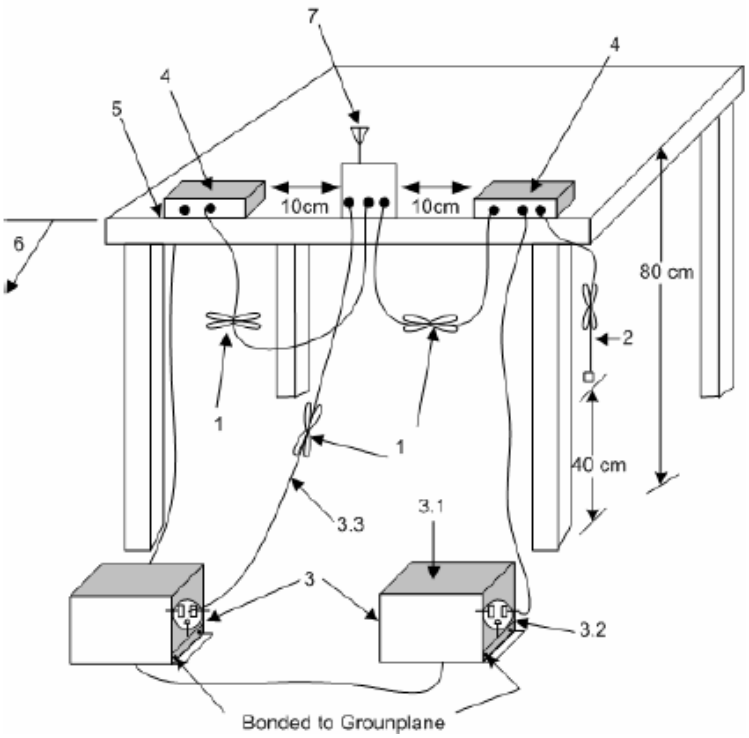

1—Interconnecting cables that hang closer than 40 cm to the ground plane shall be folded back and forth in the center forming a bundle 30 cm to 40 cm long.
2—The I/O cables that are not connected to an accessory shall be bundled in the center. The end of the cable may be terminated, if required, using the correct terminating impedance. The overall length shall not exceed 1 m.
3—EUT connected to one LISN. Unused LISN measuring port connectors shall be terminated in 50 Ω loads. LISN may be placed on top of, or immediately beneath, reference ground plane.
3.1—All other equipment powered from additional LISN(s).
3.2—A multiple-outlet strip may be used for multiple power cords of non-EUT equipment.
3.3—LISN at least 80 cm from nearest part of EUT chassis.
4—Non-EUT components of EUT system being tested.
5—Rear of EUT, including peripherals, shall all be aligned and flush with edge of tabletop.
6—Edge of tabletop shall be 40 cm removed from a vertical conducting plane that is bonded to the ground plane.
7—Antenna can be integral or detachable. If detachable, then the antenna shall be attached for this test.

3.1.5 Measurement Results Calculation

The measured Level is calculated using:

a. Corrected Reading (dBuV) = LISN Factor + Cable Loss + Read Level = Level

b. Margin = - Limit + (Read Level + LISN Factor + Cable Loss)

3.1.6 Test Result of AC Power-line Conducted Emissions

Refer as Appendix A

3.2 Emission Bandwidth

3.2.1 Emission Bandwidth Limit

Emission Bandwidth Limit
UNII Devices
☒ For the 5925-6425 GHz band, N/A
☒ For the 6425-6525 GHz band, N/A
☒ For the 6525-6875 GHz band, N/A
☒ For the 6875-7125 GHz band, N/A
RLAN Devices
☐ For the 5925-6425 GHz band, N/A
☐ For the 6425-6525 GHz band, N/A
☐ For the 6525-6875 GHz band, N/A
☐ For the 6875-7125 GHz band, N/A

3.2.2 Measuring Instruments

Refer a test equipment and calibration data table in this test report.

3.2.3 Test Procedures

Test Method	
▪ For the emission bandwidth shall be measured using one of the options below:	
	☒ According to KDB 987594 D02 clause II.C, measurement procedure shall refer to FCC KDB 789033 D02, clause C for EBW and clause D for OBW measurement.
	☐ Refer as ANSI C63.10, clause 6.9.1 for occupied bandwidth testing.
	☐ Refer as IC RSS-Gen, clause 4.6 for bandwidth testing.

3.2.4 Test Setup

Emission Bandwidth


3.2.5 Test Result of Emission Bandwidth

Refer as Appendix B

3.3 Maximum Equivalent Isotopically Radiated Power (E.I.R.P.)

3.3.1 Maximum Equivalent Isotopically Radiated Power (E.I.R.P.) Limit

Maximum Equivalent Isotopically Radiated Power (E.I.R.P.) Limit	
UNII Devices	
☒	For the 5.925 ~ 6.425 GHz band:
	▪ For standard power access point and fixed client device : e.i.r.p < 36 dBm , For outdoor devices, the maximum e.i.r.p. at any elevation angle above 30 degrees not exceed 125 mW (21 dBm).
	▪ For indoor access point : e.i.r.p < 30 dBm.
	▪ For subordinate device control of an indoor access point : e.i.r.p < 30 dBm.
	▪ For client device control of a standard power access point : e.i.r.p < 30 dBm.
	▪ For client device control of an indoor access point : e.i.r.p < 24 dBm.
☒	For the 6.425 ~ 6.525 GHz band:
	▪ For indoor access point : e.i.r.p < 30 dBm.
	▪ For client device control of an indoor access point : e.i.r.p < 24 dBm.
☒	For the 6.525 ~ 6.875 GHz band:
	▪ For standard power access point and fixed client device : e.i.r.p < 36 dBm , For outdoor devices, the maximum e.i.r.p. at any elevation angle above 30 degrees not exceed 125 mW (21 dBm).
	▪ For indoor access point : e.i.r.p < 30 dBm.
	▪ For subordinate device control of an indoor access point : e.i.r.p < 30 dBm.
	▪ For client device control of a standard power access point : e.i.r.p < 30 dBm.
	▪ For client device control of an indoor access point : e.i.r.p < 24 dBm.
☒	For the 6.875 ~ 7.125 GHz band:
	▪ For indoor access point : e.i.r.p < 30 dBm.
	▪ For client device control of an indoor access point : e.i.r.p < 24 dBm.
RLAN Devices	
☐	For the 5.925 ~ 7.125 GHz band:
	▪ For RLAN devices(Indoor) other than client devices < 30 dBm / occupied bandwidth.
	▪ For client devices(Indoor) < 24 dBm / occupied bandwidth.

3.3.2 Measuring Instruments

Refer a test equipment and calibration data table in this test report.

3.3.3 Test Procedures

Test Method	
▪ According to FCC KDB 987594 D02 clause II.E, the test measurement procedure shall refer to KDB 789033.	
	Average over on/off periods with duty factor
	☒ Refer as FCC KDB 789033 D02, clause E Method SA-2 (spectral trace averaging). Spectrum analyzer setting: RBW/VBW : 1/3MHz ; Detector : RMS ; Trace mode : Average ; Sweep Count 100.
	☐ Refer as FCC KDB 789033 D02, clause E Method SA-2 Alt. (RMS detection with slow sweep speed)
	Wideband RF power meter and average over on/off periods with duty factor
	☒ Refer as FCC KDB 789033 D02, clause E Method PM-G (using an RF average power meter).
☒ For conducted measurement.	
	▪ If the EUT supports multiple transmit chains using options given below: Refer as FCC KDB 662911, In-band power measurements. Using the measure-and-sum approach, measured all transmit ports individually. Sum the power (in linear power units e.g., mW) of all ports for each individual sample and save them.
	▪ If multiple transmit chains, EIRP calculation could be following as methods: $P_{total} = P_1 + P_2 + \ldots + P_n$ (calculated in linear unit [mW] and transfer to log unit [dBm]) $EIRP_{total} = P_{total} + DG$
☒ For radiated measurement.	
	▪ Refer as FCC KDB 789033 D02 clause II A.1.F ”Antenna-port Conducted versus Radiated Testing”
	▪ Refer as ANSI C63.10, clause 6.6 for radiated emissions above 1GHz.
	▪ Refer as FCC KDB 412172 D01 clause 2.2 for EIRP calculation.

For Radio 2 Pine 1 UNII 5, UNII 6(Other than 6505, 6515, 6525, 6545MHz)_non beamforming mode and Radio 2 Pine 1 UNII 5~UNII 8_beamforming mode

Note :
The test is the final test result, It includes antenna /cable loss factor & FSL factor.
The EIRP calculation refer to "KDB 412172 D01 Determining ERP and EIRP v01r01"
EIRP Formula :

EIRP(dBm) = PR(dBm) + LP(FSL factor)

where;
PR(dBm) : Power measurement level include antenna/cable loss
LP : Free Space Loss(dB)

PR Formula :
PR(dBm) = P Meas(dBm) – GR(dBi) + LC(dB)
where;
P Meas(dBm) : Power measurement level
GR(dBi) : Gain of the receive(measurement) antenna (dBi)

LC(dB) : Measurement cable loss (dB)
LP(FSL factor) Formula :
LP(dB)= 20 logF + 20 logD-27.54
where;
F(MHz) : EUT center frequency
D(m) : Measurement distance

For Example:
Test mode HEW20 4T1S 5955MHz Non beamforming mode EIRP measurement
PR Formula :
PR(dBm)= -37.49 - 10.59 + 5.32 = -42.76

LP(FSL factor) Formula :
LP(dB) = 20log(5955) + 20log(3) -27.5= 57.54

EIRP Formula :
EIRP(dBm) = -42.76 + 57.54 = 14.78

For Radio 3 Pine 2 UNII 5~UNII 8_non beamforming mode and beamforming mode
Note :
The test is the final test result, It includes antenna /cable loss factor & FSL factor.
The EIRP calculation refer to "KDB 412172 D01 Determining ERP and EIRP v01r01"
EIRP Formula :
EIRP(dBm) = PR(dBm) + LP(FSL factor)
where;
PR(dBm) : Power measurement level include antenna/cable loss
LP : Free Space Loss(dB)

PR Formula :
PR(dBm) = P Meas(dBm) – GR(dBi) + LC(dB)
where;
P Meas(dBm) : Power measurement level
GR(dBi) : Gain of the receive(measurement) antenna (dBi)
LC(dB) : Measurement cable loss (dB)
LP(FSL factor) Formula :
LP(dB)= 20 logF + 20 logD-27.54
where;
F(MHz) : EUT center frequency
D(m) : Measurement distance

For Example:
Test mode HEW20 4T1S 5955MHz Non beamforming mode EIRP measurement
PR Formula :
PR(dBm)= -39.01 - 10.59 + 5.05 = -44.46

LP(FSL factor) Formula :
LP(dB) = 20log(5955) + 20log(3) -27.5= 57.54

EIRP Formula :
EIRP(dBm) = -44.46 + 57.54 = 13.08

3.3.4 Test Setup

Conducted Measurement (Power Meter)

Radiated Measurement

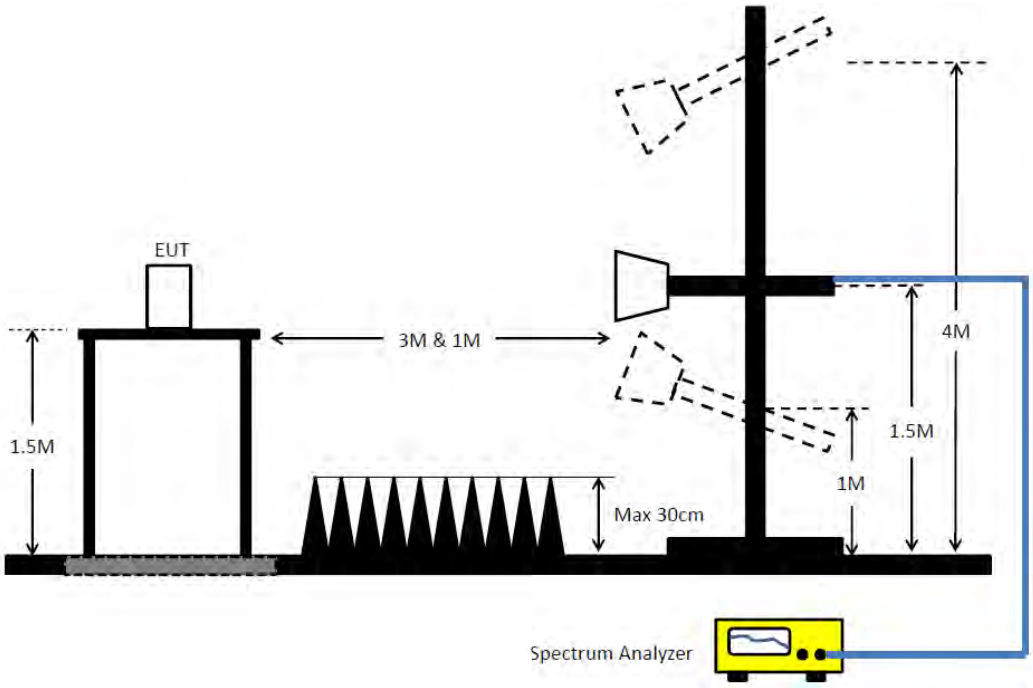

3.3.5 Test Result of Maximum Equivalent Isotopically Radiated Power (E.I.R.P)

Refer as Appendix C

3.4 Peak Power Spectral Density (E.I.R.P.)

3.4.1 Peak Power Spectral Density (E.I.R.P.) Limit

Peak Power Spectral Density (E.I.R.P.) Limit	
UNII Devices	
☒	For the 5.925 ~ 6.425 GHz band:
	▪ For standard power access point and fixed client device : e.i.r.p PSD < 23 dBm/MHz.
	▪ For indoor access point : e.i.r.p PSD < 5 dBm/MHz.
	▪ For subordinate device control of an indoor access point : e.i.r.p PSD < 5 dBm/MHz.
	▪ For client device control of a standard power access point : e.i.r.p PSD < 17 dBm/MHz.
	▪ For client device control of an indoor access point : e.i.r.p PSD < -1 dBm/MHz.
☒	For the 6.425 ~ 6.525 GHz band:
	▪ For indoor access point : e.i.r.p PSD < 5 dBm/MHz.
	▪ For client device control of an indoor access point : e.i.r.p PSD < -1 dBm/MHz.
☒	For the 6.525 ~ 6.875 GHz band:
	▪ For standard power access point and fixed client device : e.i.r.p PSD < 23 dBm/MHz.
	▪ For indoor access point : e.i.r.p PSD < 5 dBm/MHz.
	▪ For subordinate device control of an indoor access point : e.i.r.p PSD < 5 dBm/MHz.
	▪ For client device control of a standard power access point : e.i.r.p PSD < 17 dBm/MHz.
	▪ For client device control of an indoor access point : e.i.r.p PSD < -1 dBm/MHz.
☒	For the 6.875 ~ 7.125 GHz band:
	▪ For indoor access point : e.i.r.p PSD < 5 dBm/MHz.
	▪ For client device control of an indoor access point : e.i.r.p PSD < -1 dBm/MHz.
RLAN Devices	
☐	For the 5.925 ~ 7.125 GHz band:
	▪ For RLAN devices(Indoor) other than client devices < 5 dBm / MHz.
	▪ For client devices(Indoor) < -1 dBm / MHz.

3.4.2 Measuring Instruments

Refer a test equipment and calibration data table in this test report.

3.4.3 Test Procedures

Test Method		
▪ According to KDB 987594 D02 clause II.F, the measurement procedure shall refer to KDB 789033. Peak power spectral density procedures that the same method as used to determine the conducted output power shall be used to determine the peak power spectral density and use the peak search function on the spectrum analyzer to find the peak of the spectrum. For the peak power spectral density shall be measured using below options:		
	☐	Refer as FCC KDB 789033 D02, F)5) power spectral density can be measured using resolution bandwidths < 1 MHz provided that the results are integrated over 1 MHz bandwidth
	[duty cycle ≥ 98% or external video / power trigger]	
	☒	Refer as FCC KDB 789033 D02, clause E Method SA-1 (spectral trace averaging).
	☐	Refer as FCC KDB 789033 D02, clause E Method SA-1 Alt. (RMS detection with slow sweep speed)
	duty cycle < 98% and average over on/off periods with duty factor	
	☒	Refer as FCC KDB 789033 D02, clause E Method SA-2 (spectral trace averaging).
	☐	Refer as FCC KDB 789033 D02, clause E Method SA-2 Alt. (RMS detection with slow sweep speed)
☒	For conducted measurement.	
	▪	If the EUT supports multiple transmit chains using options given below:
		☒ Option 1: Measure and sum the spectra across the outputs. Refer as FCC KDB 662911, In-band power spectral density (PSD). Sample all transmit ports simultaneously using a spectrum analyzer for each transmit port. Where the trace bin-by-bin of each transmit port summing can be performed. (i.e., in the first spectral bin of output 1 is summed with that in the first spectral bin of output 2 and that from the first spectral bin of output 3, and so on up to the NTX output to obtain the value for the first frequency bin of the summed spectrum.). Add up the amplitude (power) values for the different transmit chains and use this as the new data trace.
		☐ Option 2: Measure and sum spectral maxima across the outputs. With this technique, spectra are measured at each output of the device at the required resolution bandwidth. The maximum value (peak) of each spectrum is determined. These maximum values are then summed mathematically in linear power units across the outputs. These operations shall be performed separately over frequency spans that have different out-of-band or spurious emission limits,
		☐ Option 3: Measure and add 10 log(N) dB, where N is the number of transmit chains. Refer as FCC KDB 662911, In-band power spectral density (PSD). Performed at each transmit chains and each transmit chains shall be compared with the limit have been reduced with 10 log(N). Or each transmit chains shall be add 10 log(N) to compared with the limit.
	▪	If multiple transmit chains, EIRP PPSD calculation could be following as methods: $PPSD_{total} = PPSD_1 + PPSD_2 + \ldots + PPSD_n$ (calculated in linear unit [mW] and transfer to log unit [dBm]) $EIRP_{total} = PPSD_{total} + DG$
☒	For radiated measurement.	
	▪	Refer as FCC KDB 789033 D02 clause II A.1.F ”Antenna-port Conducted versus Radiated Testing”
	▪	Refer as ANSI C63.10, clause 6.6 for radiated emissions above 1GHz.

Test Method	
	▪ Refer as FCC KDB 412172 D01 clause 2.2 for EIRP calculation.

For Radio 2 Pine 1 UNII 5, UNII 6(Other than 6505, 6515, 6525, 6545MHz)_non beamforming mode and Radio 2 Pine 1 UNII 5~UNII 8_beamforming mode

Note :
The test is the final test result, It includes antenna /cable loss factor & FSL factor.
The EIRP PSD calculation refer to "KDB 412172 D01 Determining ERP and EIRP v01r01"
EIRP PSD Formula :
EIRP PSD(dBm/MHz) = PR(dBm/MHz) + LP(FSL factor)
where;
PR(dBm/MHz) : Power measurement level include antenna/cable loss
LP : Free Space Loss(dB)

PR Formula :
PR(dBm/MHz) = P Meas(dBm/MHz) – GR(dBi) + LC(dB)
where;
P Meas(dBm/MHz) : PSD measurement level
GR(dBi) : Gain of the receive(measurement) antenna (dBi)
LC(dB) : Measurement cable loss (dB)

LP(FSL factor) Formula :
LP(dB)= 20 logF + 20 logD-27.54
where;
F(MHz) : EUT center frequency
D(m) : Measurement distance

For Example:
Test mode HEW20 4T1S 5955MHz Non beamforming mode EIRP PSD measurement
PR Formula :
PR(dBm/MHz)= -47.40 - 10.59 + 5.32 = -52.68

LP(FSL factor) Formula :
LP(dB) = 20log(5952.42) + 20log(3) -27.5 = 57.54

EIRP PSD Formula
EIRP PSD(dBm/MHz) = -52.68 + 57.54 = 4.86

For Radio 3 Pine 2 UNII 5~UNII 8_non beamforming mode and beamforming mode
Note :
The test is the final test result, It includes antenna /cable loss factor & FSL factor.
The EIRP PSD calculation refer to "KDB 412172 D01 Determining ERP and EIRP v01r01"
EIRP PSD Formula :
EIRP PSD(dBm/MHz) = PR(dBm/MHz) + LP(FSL factor)
where;
PR(dBm/MHz) : Power measurement level include antenna/cable loss
LP : Free Space Loss(dB)

PR Formula :
PR(dBm/MHz) = P Meas(dBm/MHz) – GR(dBi) + LC(dB)
where;
P Meas(dBm/MHz) : PSD measurement level
GR(dBi) : Gain of the receive(measurement) antenna (dBi)
LC(dB) : Measurement cable loss (dB)

LP(FSL factor) Formula :
LP(dB)= 20 logF + 20 logD-27.54
where;
F(MHz) : EUT center frequency
D(m) : Measurement distance

For Example:
Test mode HEW20 4T1S 5955MHz Non beamforming mode EIRP PSD measurement
PR Formula :
PR(dBm/MHz)= -47.39 - 10.49 + 5.06 = -52.83

LP(FSL factor) Formula :
LP(dB) = 20log(5952.42) + 20log(3) -27.5 = 57.55

EIRP PSD Formula
EIRP PSD(dBm/MHz) = -52.83 + 57.55 = 4.72

3.4.4 Test Setup

Conducted Measurement

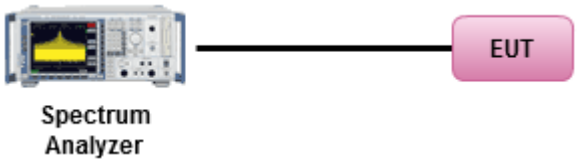

Radiated Measurement

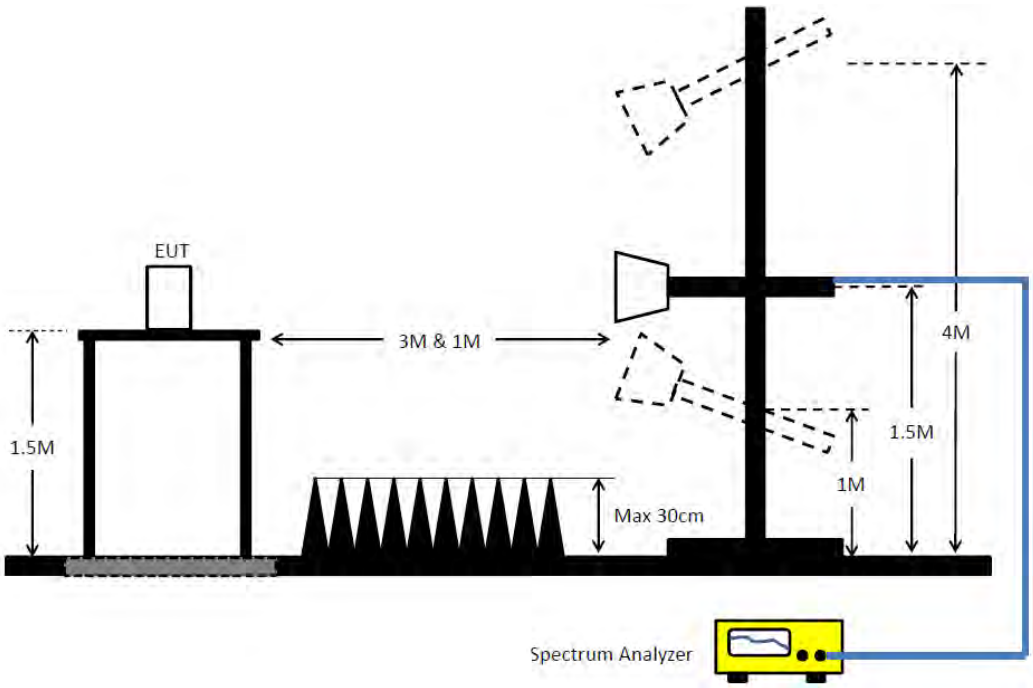

3.4.5 Test Result of Peak Power Spectral Density (E.I.R.P.)

Refer as Appendix D

3.5 Unwanted Emissions

3.5.1 Transmitter Unwanted Emissions Limit

Unwanted emissions below 1 GHz and restricted band emissions above 1GHz limit			
Frequency Range (MHz)	**Field Strength (uV/m)**	**Field Strength (dBuV/m)**	**Measure Distance (m)**
0.009~0.490	2400/F(kHz)	48.5 - 13.8	300
0.490~1.705	24000/F(kHz)	33.8 - 23	30
1.705~30.0	30	29	30
30~88	100	40	3
88~216	150	43.5	3
216~960	200	46	3
Above 960	500	54	3

Note 1: Test distance for frequencies at or above 30 MHz, measurements may be performed at a distance other than the limit distance provided they are not performed in the near field and the emissions to be measured can be detected by the measurement equipment. When performing measurements at a distance other than that specified, the results shall be extrapolated to the specified distance using an extrapolation factor of 20 dB/decade (inverse of linear distance for field-strength measurements, inverse of linear distance-squared for power-density measurements).

Note 2: Test distance for frequencies at below 30 MHz, measurements may be performed at a distance closer than the EUT limit distance; however, an attempt should be made to avoid making measurements in the near field. When performing measurements below 30 MHz at a closer distance than the limit distance, the results shall be extrapolated to the specified distance by either making measurements at a minimum of two or more distances on at least one radial to determine the proper extrapolation factor or by using the square of an inverse linear distance extrapolation factor (40 dB/decade). The test report shall specify the extrapolation method used to determine compliance of the EUT.

Note 3: Using the distance of 1m during the test for above 18 GHz, and the test value to correct for the distance factor at 3m(20 x log (standard distance/ test distance) = 20log(3/1) = 9.54dB.
EX. Above 18GHz emission limit calculation (3m to 1m) = 54dBuV/m at 3m + 9.54dB = 63.54 dBuV/m at 1m.

Un-restricted band emissions above 1GHz Limit	
Frequency	**Limit**
Any outside the 5.945 – 7.125 GHz emission	e.i.r.p. -27 dBm [68.2 dBuV/m@3m]
	Note 1: Using the distance of 1m during the test for above 18 GHz, and the test value to correct for the distance factor at 3m(20 x log (standard distance/ test distance) = 20log(3/1) = 9.54dB. EX. Above 18GHz emission limit calculation (3m to 1m) = 68.2dBuV/m at 3m + 9.54dB = 77.74 dBuV/m at 1m. Note 2:-27 dBm EIRP OOBE is measured RMS which is a deviation from the current 15E rules for 5 GHz bands. In addition, 15.35(b) applies where the peak emissions must be limited to no more than 20 dB above the average limit.
Frequency	**Emission MASK Limit**
5.945 – 7.125 GHz	Power spectral density must be suppressed by 20 dB at 1 MHz outside of channel edge, by 28 dB at one channel bandwidth from the channel center, and by 40 dB at one- and one-half times the channel bandwidth away from channel center. At frequencies between one megahertz outside an unlicensed device's channel edge and one channel bandwidth from the center of the channel, the limits must be linearly interpolated between 20 dB and 28 dB suppression, and at frequencies between one and one- and one-half times an unlicensed device's channel bandwidth, the limits must be linearly interpolated between 28 dB and 40 dB suppression. Emissions removed from the channel center by more than one- and one-half times the channel bandwidth must be suppressed by at least 40 dB. 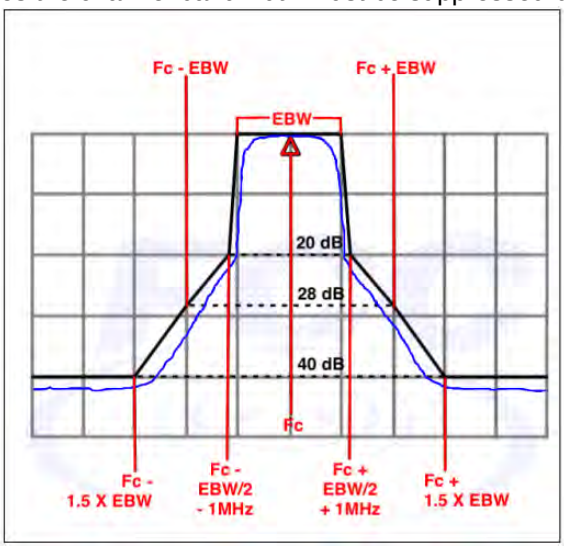

3.5.2 Measuring Instruments

Refer a test equipment and calibration data table in this test report.

3.5.3 Test Procedures

Test Method			
▪ According to KDB 987594 D02 II.G. the unwanted emission measurement procedure shall refer to KDB 789300(except emission MASK). Measurements may be performed at a distance other than the limit distance provided they are not performed in the near field and the emissions to be measured can be detected by the measurement equipment. Measurements shall not be performed at a distance greater than 30 m for frequencies above 30 MHz, unless it can be further demonstrated that measurements at a distance of 30 m or less are impractical. When performing measurements at a distance other than that specified, the results shall be extrapolated to the specified distance using an extrapolation factor of 20 dB/decade (inverse of linear distance for field-strength measurements, inverse of linear distance-squared for power-density measurements).			
▪ The average emission levels shall be measured in [duty cycle ≥ 98 or duty factor].			
▪ For the transmitter unwanted emissions shall be measured using following options below:			
	▪ Refer as FCC KDB 789033 D02, clause G)2) for unwanted emissions into non-restricted bands.		
	▪ Refer as FCC KDB 789033 D02, clause G)1) for unwanted emissions into restricted bands.		
		☒	Refer as FCC KDB 789033 D02, G)6) Method AD (Trace Averaging). (For unrestricted band measurement)
		☐	Refer as FCC KDB 789033 D02, G)6) Method VB (Reduced VBW).
		☒	Refer as ANSI C63.10, clause 11.12.2.5.3 (Reduced VBW). VBW ≥ 1/T, where T is pulse time.(For restricted band average measurement)
		☐	Refer as ANSI C63.10, clause 7.5 average value of pulsed emissions.
		☒	Refer as FCC KDB 789033 D02, clause G)5) measurement procedure peak limit.
		☐	Refer as ANSI C63.10, clause 4.1.4.2.2 measurement procedure peak limit.
	▪ Refer as FCC KDB 789033 D02, clause G)3)d)ii) for Band edge Integration measurements.		
▪ For emission MASK shall be measured using following options below:			
		☒	Refer as FCC draft KDB 987594 D02, J) In-Band Emissions
▪ For radiated measurement.			
	▪ Refer as ANSI C63.10, clause 6.4 for radiated emissions below 30 MHz and test distance is 3m.		
	▪ Refer as ANSI C63.10, clause 6.5 for radiated emissions 30 MHz to 1 GHz and test distance is 3m.		
	▪ Refer as ANSI C63.10, clause 6.6 for radiated emissions above 1GHz.		
▪ The any unwanted emissions level shall not exceed the fundamental emission level.			
▪ All amplitude of spurious emissions that are attenuated by more than 20 dB below the permissible value has no need to be reported.			

3.5.4 Test Setup

Transmitter Radiated Unwanted Emissions

9kHz ~30MHz

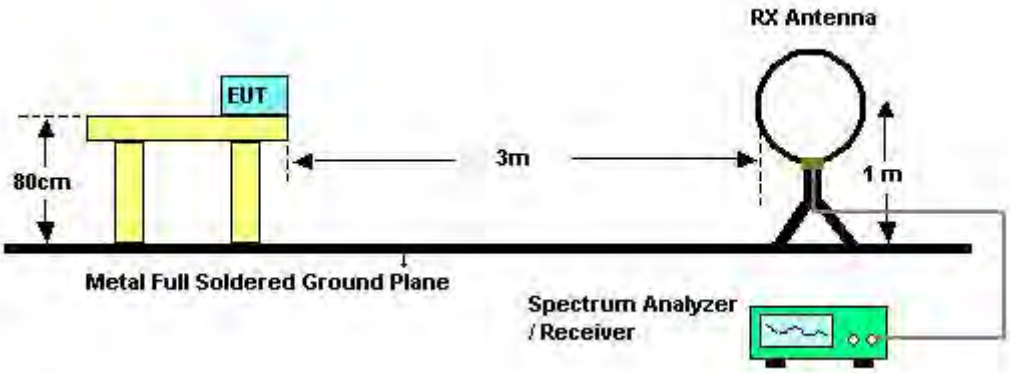

30MHz~1GHz

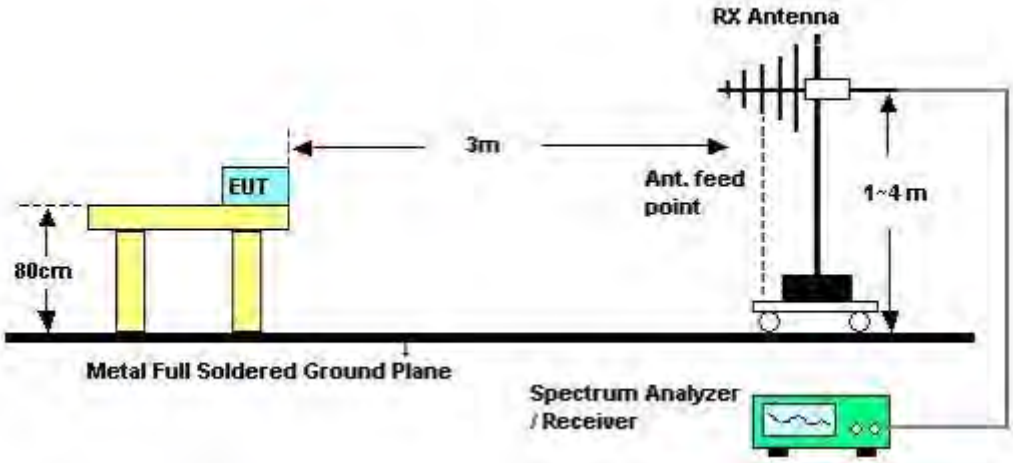

Above 1GHz

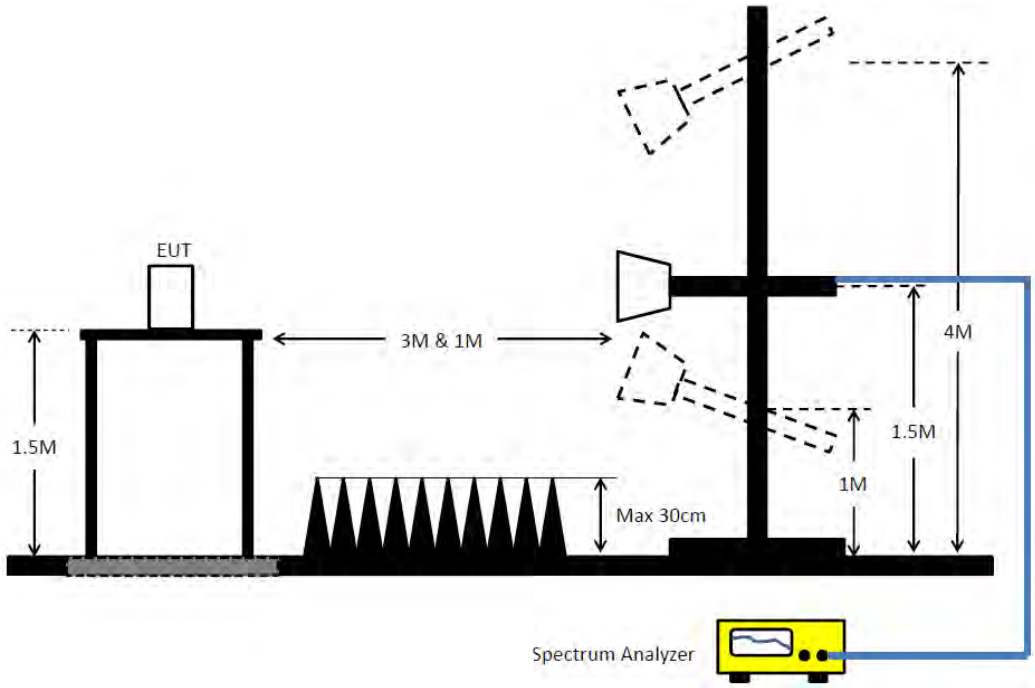

Emission MASK



3.5.5 Measurement Results Calculation

The measured Level is calculated using:

Corrected Reading: Antenna factor (AF) + Cable loss (CL) + Read level (Raw) - Preamp factor (PA)(if applicable) = Level

3.5.6 Transmitter Unwanted Emissions (Below 30MHz)

There is a comparison data of both open-field test site and alternative test site - semi-Anechoic chamber according to KDB414788 Radiated Test Site, and the result came out very similar.
All amplitude of spurious emissions that are attenuated by more than 20 dB below the permissible value has no need to be reported.
The radiated emissions were investigated from 9 kHz or the lowest frequency generated within the device, up to the 10th harmonic or 40 GHz, whichever is appropriate.

3.5.7 Test Result of Transmitter Unwanted Emissions

Refer as Appendix E

3.6 Contention Based Protocol

3.6.1 Contention Based Protocol Limit

EUT can detect an AWGN signal with 90% (or better) level of certainty.

3.6.2 Measuring Instruments

Refer a test equipment and calibration data table in this test report.

3.6.3 Test Procedures

Test Method	
▪	For Contention Based Protocol shall be measured using following options below:
☒	Refer as FCC draft KDB 987594 D02, I) In-Band Emissions

3.6.4 Test Setup

Contention Based Protocol

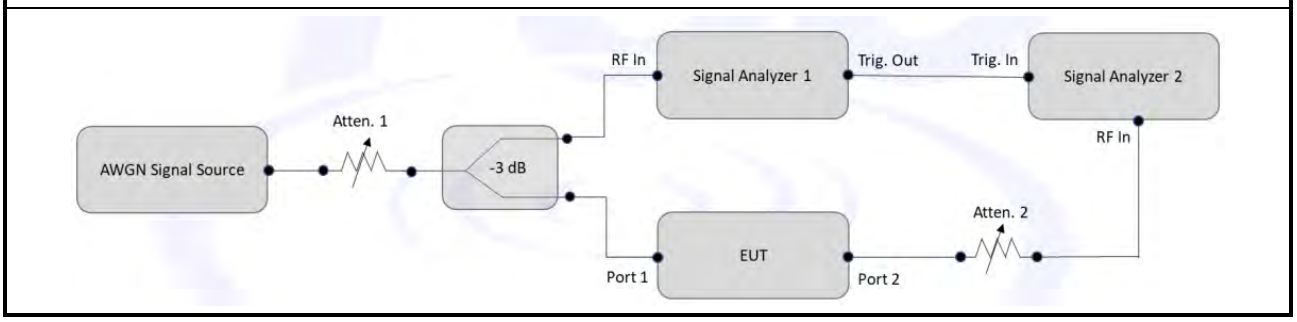

3.6.5 Test Result of Contention Based Protocol

Refer as Appendix F

4 Test Equipment and Calibration Data

Instrument	Brand	Model No.	Serial No.	Characteristics	Calibration Date	Calibration Due Date	Remark
EMI Receiver	Agilent	N9038A	My52260123	9kHz ~ 8.4GHz	Mar. 03, 2021	Mar. 02, 2022	Conduction (CO01-CB)
LISN	Schwarzbeck	NSLK 8127	8127478	9kHz ~ 30MHz	Dec. 22, 2021	Dec. 21, 2022	Conduction (CO01-CB)
LISN	Schwarzbeck	NSLK 8127	8127647	9kHz ~ 30MHz	Mar. 07, 2021	Mar. 06, 2022	Conduction (CO01-CB)
Pulse Limiter	Rohde&Schwarz	ESH3-Z2	100430	9kHz ~ 30MHz	Jan. 30, 2021	Jan. 29, 2022	Conduction (CO01-CB)
COND Cable	Woken	Cable	Low cable-CO01	9kHz ~ 30MHz	May 19, 2021	May 18, 2022	Conduction (CO01-CB)
Software	SPORTON	SENSE	V5.10	-	N.C.R.	N.C.R.	Conduction (CO01-CB)
Loop Antenna	Teseq	HLA 6120	24155	9kHz - 30 MHz	Apr. 14, 2021	Apr. 13, 2022	Radiation (03CH03-CB)
3m Semi Anechoic Chamber NSA	TDK	SAC-3M	03CH03-CB	30 MHz ~ 1 GHz	Jan. 27, 2021	Jan. 26, 2022	Radiation (03CH03-CB)
3m Semi Anechoic Chamber VSWR	TDK	SAC-3M	03CH03-CB	1GHz ~18GHz 3m	May 05, 2022	May 04, 2023	Radiation (03CH03-CB)
Bilog Antenna with 6 dB attenuator	Schaffner & EMCI	CBL6112B & N-6-06	2928 & AT-N0608	20MHz ~ 2GHz	Feb. 22, 2021	Feb. 21, 2022	Radiation (03CH03-CB)
Horn Antenna	ETS・Lindgren	3115	6821	750MHz~18GHz	Jan. 21, 2022	Jan. 20, 2023	Radiation (03CH03-CB)
Horn Antenna	Schwarzbeck	BBHA 9170	BBHA9170252	15GHz ~ 40GHz	Aug. 22, 2022	Aug. 21, 2023	Radiation (03CH03-CB)
Pre-Amplifier	Agilent	8447D	2944A10259	9kHz ~ 1.3GHz	Jan. 11, 2021	Jan. 10, 2022	Radiation (03CH03-CB)
Pre-Amplifier	Agilent	8447D	2944A10259	9kHz ~ 1.3GHz	Jan. 10, 2022	Jan. 09, 2023	Radiation (03CH03-CB)
Pre-Amplifier	Agilent	8449B	3008A02097	1GHz ~ 26.5GHz	Jul. 01, 2022	Jun. 30, 2023	Radiation (03CH03-CB)
Pre-Amplifier	MITEQ	TTA1840-35-HG	1864479	18GHz ~ 40GHz	Jul. 20, 2022	Jul. 19, 2023	Radiation (03CH03-CB)
Spectrum Analyzer	R&S	FSP40	100019	9kHz ~ 40GHz	Jun. 04, 2021	Jun. 03, 2022	Radiation (03CH03-CB)
Signal Analyzer	R&S	FSV40	101904	9kHz ~ 40GHz	Apr. 26, 2022	Apr. 25, 2023	Radiation (03CH03-CB)
EMI Test Receiver	R&S	ESCS	826547/017	9kHz ~ 2.75GHz	Jun. 21, 2021	Jun. 20, 2022	Radiation (03CH03-CB)
RF Cable-low	Woken	RG402	Low Cable-02+29	30MHz ~ 1GHz	Oct. 04, 2021	Oct. 03, 2022	Radiation (03CH03-CB)
RF Cable-high	Woken	RG402	High Cable-20+29	1GHz ~ 18GHz	Oct. 03, 2022	Oct. 02, 2023	Radiation (03CH03-CB)

Instrument	Brand	Model No.	Serial No.	Characteristics	Calibration Date	Calibration Due Date	Remark
RF Cable-high	Woken	RG402	High Cable-29	1GHz ~ 18GHz	Oct. 03, 2022	Oct. 02, 2023	Radiation (03CH03-CB)
High Cable	Woken	WCA0929M	40G#5+7	1GHz ~ 40 GHz	Dec. 14, 2021	Dec. 13, 2022	Radiation (03CH03-CB)
High Cable	Woken	WCA0929M	40G#5	1GHz ~ 40 GHz	Dec. 08, 2021	Dec. 07, 2022	Radiation (03CH03-CB)
High Cable	Woken	WCA0929M	40G#7	1GHz ~ 40 GHz	Dec. 14, 2021	Dec. 13, 2022	Radiation (03CH03-CB)
Test Software	SPORTON	SENSE	V5.10	-	N.C.R.	N.C.R.	Radiation (03CH03-CB)
3m Semi Anechoic Chamber VSWR	TDK	SAC-3M	03CH01-CB	1GHz ~18GHz 3m	May 07, 2021	May 06, 2022	Radiation (03CH01-CB)
Horn Antenna	ETS-LINDGREN	3115	00075790	750MHz ~ 18GHz	Nov. 06, 2021	Nov. 05, 2022	Radiation (03CH01-CB)
Horn Antenna	Schwarzbeck	BBHA 9170	BBHA9170252	15GHz ~ 40GHz	Aug. 05, 2021	Aug. 04, 2022	Radiation (03CH01-CB)
Pre-Amplifier	Agilent	8449B	3008A02121	1GHz ~ 26.5GHz	May 20, 2021	May 19, 2022	Radiation (03CH01-CB)
Pre-Amplifier	MITEQ	TTA1840-35-HG	1864479	18GHz ~ 40GHz	Jul. 13, 2021	Jul. 12, 2022	Radiation (03CH01-CB)
Spectrum Analyzer	R&S	FSP40	100056	9kHz ~ 40GHz	May 03, 2021	May 02, 2022	Radiation (03CH01-CB)
RF Cable-high	Woken	RG402	High Cable-16	1 GHz ~ 18 GHz	Oct. 04, 2021	Oct. 03, 2022	Radiation (03CH01-CB)
RF Cable-high	Woken	RG402	High Cable-16+17	1 GHz ~ 18 GHz	Oct. 04, 2021	Oct. 03, 2022	Radiation (03CH01-CB)
High Cable	Woken	WCA0929M	40G#5+7	1GHz ~ 40 GHz	Dec. 14, 2021	Dec. 13, 2022	Radiation (03CH01-CB)
High Cable	Woken	WCA0929M	40G#5	1GHz ~ 40 GHz	Dec. 08, 2021	Dec. 07, 2022	Radiation (03CH01-CB)
High Cable	Woken	WCA0929M	40G#7	1GHz ~ 40 GHz	Dec. 14, 2021	Dec. 13, 2022	Radiation (03CH01-CB)
Test Software	SPORTON	SENSE	V5.10	-	N.C.R.	N.C.R.	Radiation (03CH01-CB)
3m Semi Anechoic Chamber VSWR	RIKEN	SAC-3M	03CH02-CB	1GHz ~18GHz	Mar. 26, 2022	Mar. 25, 2023	Radiation (03CH02-CB)
Horn Antenna	EMCO	3115	9610-4976	1GHz ~ 18GHz	Apr. 19, 2022	Apr. 18, 2023	Radiation (03CH02-CB)
Horn Antenna	Schwarzbeck	BBHA 9170	BBHA9170252	15GHz ~ 40GHz	Aug. 22, 2022	Aug. 21, 2023	Radiation (03CH02-CB)
Pre-Amplifier	Agilent	83017A	MY39501305	1GHz ~ 26.5GHz	Jul. 01, 2022	Jun. 30, 2023	Radiation (03CH02-CB)
Pre-Amplifier	MITEQ	TTA1840-35-HG	1864479	18GHz ~ 40GHz	Jul. 20, 2022	Jul. 19, 2023	Radiation (03CH02-CB)

Instrument	Brand	Model No.	Serial No.	Characteristics	Calibration Date	Calibration Due Date	Remark
Spectrum analyzer	R&S	FSP	100593	9kHz~40GHz	Apr. 08, 2022	Apr. 07, 2023	Radiation (03CH02-CB)
RF Cable-high	Woken	RG402	High Cable-18	1GHz ~ 18GHz	Oct. 03, 2022	Oct. 02, 2023	Radiation (03CH02-CB)
RF Cable-high	Woken	RG402	High Cable-18+19	1GHz ~ 18GHz	Oct. 03, 2022	Oct. 02, 2023	Radiation (03CH02-CB)
High Cable	Woken	WCA0929M	40G#5+7	1GHz ~ 40 GHz	Dec. 14, 2021	Dec. 13, 2022	Radiation (03CH02-CB)
High Cable	Woken	WCA0929M	40G#5	1GHz ~ 40 GHz	Dec. 08, 2021	Dec. 07, 2022	Radiation (03CH02-CB)
High Cable	Woken	WCA0929M	40G#7	1GHz ~ 40 GHz	Dec. 14, 2021	Dec. 13, 2022	Radiation (03CH02-CB)
Test Software	SPORTON	SENSE	V5.10	-	N.C.R.	N.C.R.	Radiation (03CH02-CB)
Spectrum analyzer	R&S	FSV40	100979	9kHz~40GHz	May 21, 2021	May 20, 2022	Conducted (TH01-CB)
Signal Analyzer	R&S	FSV3044	101320	9kHz ~ 44GHz	May 20, 2022	May 19, 2023	Conducted (TH01-CB)
RF Cable-high	Woken	RG402	High Cable-06	1 GHz – 26.5 GHz	Oct. 04, 2021	Oct. 03, 2022	Conducted (TH01-CB)
RF Cable-high	Woken	RG402	High Cable-06	1 GHz – 26.5 GHz	Oct. 03, 2022	Oct. 02, 2023	Conducted (TH01-CB)
RF Cable-high	Woken	RG402	High Cable-07	1 GHz –26.5 GHz	Oct. 04, 2021	Oct. 03, 2022	Conducted (TH01-CB)
RF Cable-high	Woken	RG402	High Cable-07	1 GHz –26.5 GHz	Oct. 03, 2022	Oct. 02, 2023	Conducted (TH01-CB)
RF Cable-high	Woken	RG402	High Cable-08	1 GHz –26.5 GHz	Oct. 04, 2021	Oct. 03, 2022	Conducted (TH01-CB)
RF Cable-high	Woken	RG402	High Cable-08	1 GHz –26.5 GHz	Oct. 03, 2022	Oct. 02, 2023	Conducted (TH01-CB)
RF Cable-high	Woken	RG402	High Cable-09	1 GHz –26.5 GHz	Oct. 04, 2021	Oct. 03, 2022	Conducted (TH01-CB)
RF Cable-high	Woken	RG402	High Cable-09	1 GHz –26.5 GHz	Oct. 03, 2022	Oct. 02, 2023	Conducted (TH01-CB)
RF Cable-high	Woken	RG402	High Cable-10	1 GHz –26.5 GHz	Oct. 04, 2021	Oct. 03, 2022	Conducted (TH01-CB)
RF Cable-high	Woken	RG402	High Cable-10	1 GHz –26.5 GHz	Oct. 03, 2022	Oct. 02, 2023	Conducted (TH01-CB)
RF Cable-high	Woken	RG402	High Cable-30	1 GHz –26.5 GHz	Oct. 04, 2021	Oct. 03, 2022	Conducted (TH01-CB)
RF Cable-high	Woken	RG402	High Cable-30	1 GHz –26.5 GHz	Oct. 03, 2022	Oct. 02, 2023	Conducted (TH01-CB)
Switch	SPTCB	SP-SWI	SWI-01	1 GHz –26.5 GHz	Dec. 13, 2021	Dec. 12, 2022	Conducted (TH01-CB)
RF Cable-high	Woken	RG402	SWI-01-P1	1 GHz –26.5 GHz	Dec. 13, 2021	Dec. 12, 2022	Conducted (TH01-CB)
RF Cable-high	Woken	RG402	SWI-01-P2	1 GHz –26.5 GHz	Dec. 13, 2021	Dec. 12, 2022	Conducted (TH01-CB)

Instrument	Brand	Model No.	Serial No.	Characteristics	Calibration Date	Calibration Due Date	Remark
RF Cable-high	Woken	RG402	SWI-01-P3	1 GHz –26.5 GHz	Dec. 13, 2021	Dec. 12, 2022	Conducted (TH01-CB)
RF Cable-high	Woken	RG402	SWI-01-P4	1 GHz –26.5 GHz	Dec. 13, 2021	Dec. 12, 2022	Conducted (TH01-CB)
RF Cable-high	Woken	RG402	SWI-01-P5	1 GHz –26.5 GHz	Dec. 13, 2021	Dec. 12, 2022	Conducted (TH01-CB)
Power Sensor	Anritsu	MA2411B	1339408	300MHz~40GHz	Sep. 06, 2021	Sep. 05, 2022	Conducted (TH01-CB)
Power Sensor	Agilent	E9327A	US40442088	50MHz~18GHz	Feb. 21, 2022	Feb. 20, 2023	Conducted (TH01-CB)
Power Meter	Anritsu	ML2495A	1517009	300MHz~40GHz	Sep. 06, 2021	Sep. 05, 2022	Conducted (TH01-CB)
Power Meter	Agilent	E4416A	GB41291199	50MHz~18GHz	Feb. 21, 2022	Feb. 20, 2023	Conducted (TH01-CB)
Test Software	SPORTON	SENSE	V5.10	-	N.C.R.	N.C.R.	Conducted (TH01-CB)
Spectrum Analyzer	R&S	FSV40	101025	9kHz ~ 40GHz	Nov. 06, 2021	Nov. 05, 2022	Conducted (DF02-CB)
VEKTOR SIGNAL GENERATOR	R&S	SMW200A	109426	100KHz- 7.5GHz	Dec. 28, 2021	Dec. 27, 2022	Conducted (DF02-CB)
RF Power Divider	STI	2 Way	DV-2way -07	1GHz ~ 8GHz	Oct. 04, 2021	Oct. 03, 2022	Conducted (DF02-CB)
RF Power Divider	STI	2 Way	DV-2way -08	1GHz ~ 8GHz	Oct. 04, 2021	Oct. 03, 2022	Conducted (DF02-CB)
RF Cable-high	Woken	RG402	High Cable-61	1 GHz – 18 GHz	Oct. 04, 2021	Oct. 03, 2022	Conducted (DF02-CB)
RF Cable-high	Woken	RG402	High Cable-62	1 GHz – 18 GHz	Oct. 04, 2021	Oct. 03, 2022	Conducted (DF02-CB)
RF Cable-high	Woken	RG402	High Cable-63	1 GHz – 18 GHz	Oct. 04, 2021	Oct. 03, 2022	Conducted (DF02-CB)
RF Cable-high	Woken	RG402	High Cable-66	1 GHz – 18 GHz	Oct. 04, 2021	Oct. 03, 2022	Conducted (DF02-CB)
100MS/s Digitizer	N.I	USB-5133	F65206	N/A	Nov. 25, 2021	Nov. 24, 2022	Conducted (DF02-CB)

Note: Calibration Interval of instruments listed above is one year.

N.C.R. means Non-Calibration required.

Summary

Mode	Result	Type	Freq (Hz)	Level (dBuV)	Limit (dBuV)	Margin (dB)	Condition
Mode 1	Pass	AV	469.5k	38.59	46.52	-7.93	Line

Mode 1

07/01/2022

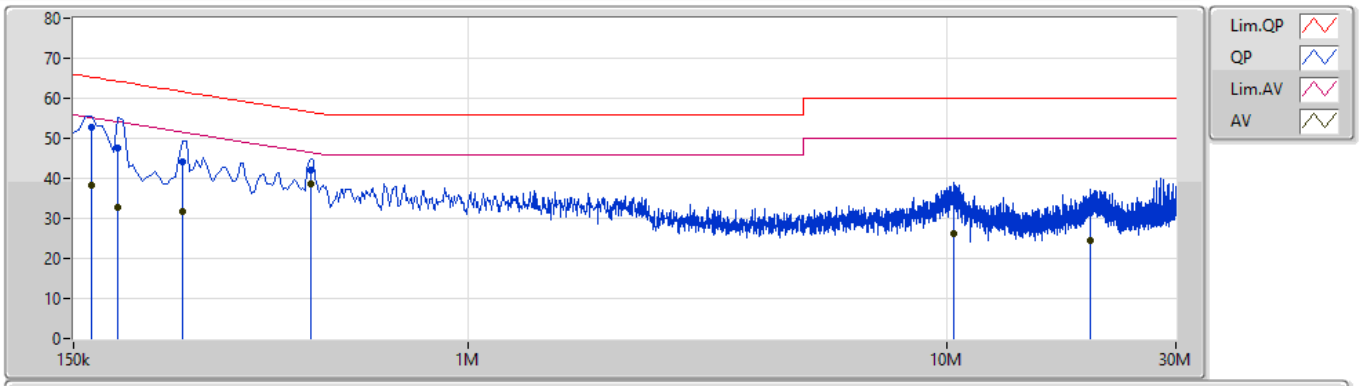

Type	Freq	Level	Limit	Margin	Factor	Condition	Comment	Raw	LISN	CL	AT
	(Hz)	(dBuV)	(dBuV)	(dB)	(dB)			(dBuV)	(dB)	(dB)	(dB)
QP	163.5k	52.84	65.27	-12.43	9.89	Line	-	42.95	0.04	0.04	9.81
AV	163.5k	38.22	55.27	-17.05	9.89	Line	-	28.33	0.04	0.04	9.81
QP	186k	47.73	64.20	-16.47	9.89	Line	-	37.84	0.04	0.04	9.81
AV	186k	32.61	54.20	-21.59	9.89	Line	-	22.72	0.04	0.04	9.81
QP	253.5k	44.30	61.64	-17.34	9.89	Line	-	34.41	0.04	0.04	9.81
AV	253.5k	31.57	51.64	-20.07	9.89	Line	-	21.68	0.04	0.04	9.81
QP	469.5k	42.01	56.52	-14.51	9.90	Line	-	32.11	0.04	0.04	9.82
AV	469.5k	38.59	46.52	-7.93	9.90	Line	"Worst"	28.69	0.04	0.04	9.82
QP	10.302M	34.26	60.00	-25.74	10.28	Line	-	23.98	0.22	0.16	9.90
AV	10.302M	26.20	50.00	-23.80	10.28	Line	-	15.92	0.22	0.16	9.90
QP	19.86M	31.31	60.00	-28.69	10.54	Line	-	20.77	0.32	0.22	10.00
AV	19.86M	24.38	50.00	-25.62	10.54	Line	-	13.84	0.32	0.22	10.00

Mode 1

07/01/2022

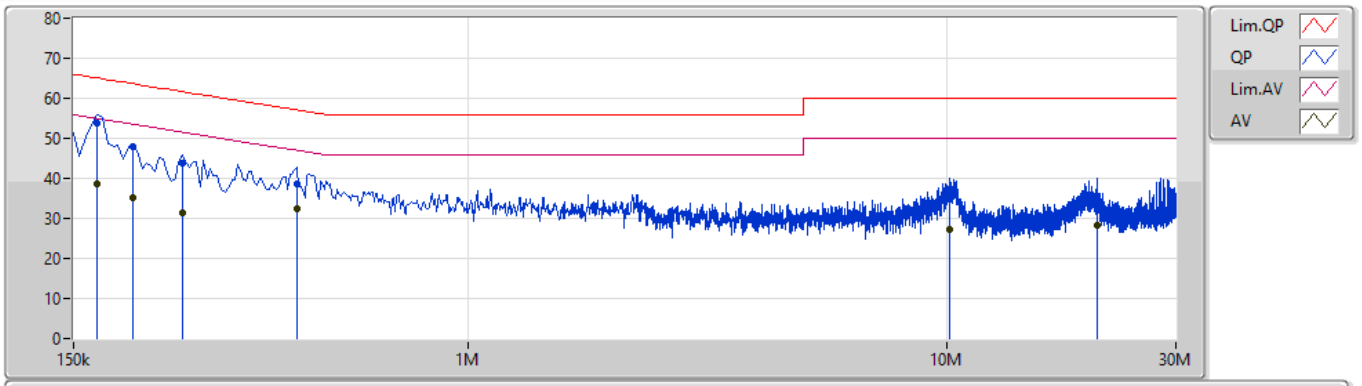

Type	Freq	Level	Limit	Margin	Factor	Condition	Comment	Raw	LISN	CL	AT
	(Hz)	(dBuV)	(dBuV)	(dB)	(dB)			(dBuV)	(dB)	(dB)	(dB)
QP	168k	53.88	65.06	-11.18	9.88	Neutral	"Worst"	44.00	0.03	0.04	9.81
AV	168k	38.72	55.06	-16.34	9.88	Neutral	-	28.84	0.03	0.04	9.81
QP	199.5k	47.79	63.63	-15.84	9.88	Neutral	-	37.91	0.03	0.04	9.81
AV	199.5k	35.03	53.63	-18.60	9.88	Neutral	-	25.15	0.03	0.04	9.81
QP	253.5k	43.77	61.64	-17.87	9.88	Neutral	-	33.89	0.03	0.04	9.81
AV	253.5k	31.44	51.64	-20.20	9.88	Neutral	-	21.56	0.03	0.04	9.81
QP	438k	38.51	57.11	-18.60	9.89	Neutral	-	28.62	0.03	0.04	9.82
AV	438k	32.50	47.11	-14.61	9.89	Neutral	-	22.61	0.03	0.04	9.82
QP	10.104M	35.16	60.00	-24.84	10.26	Neutral	-	24.90	0.20	0.16	9.90
AV	10.104M	27.08	50.00	-22.92	10.26	Neutral	-	16.82	0.20	0.16	9.90
QP	20.589M	34.03	60.00	-25.97	10.53	Neutral	-	23.50	0.30	0.23	10.00
AV	20.589M	28.32	50.00	-21.68	10.53	Neutral	-	17.79	0.30	0.23	10.00

Summary

Mode	Max-N dB (Hz)	Max-OBW (Hz)	ITU-Code	Min-N dB (Hz)	Min-OBW (Hz)
5.925-6.425GHz	-	-	-	-	-
802.11ax HEW20_Nss1,(MCS0)_4TX	22.5M	19.1M	19M1D1D	21.75M	19.01M
802.11ax HEW40_Nss1,(MCS0)_4TX	40.62M	37.901M	37M9D1D	40.2M	37.721M
802.11ax HEW80_Nss1,(MCS0)_4TX	82.44M	77.481M	77M5D1D	81.6M	77.001M
802.11ax HEW160_Nss1,(MCS0)_4TX	165.6M	155.202M	155MD1D	164.16M	154.483M
6.425-6.525GHz	-	-	-	-	-
802.11ax HEW20_Nss1,(MCS0)_4TX	22.5M	19.13M	19M1D1D	21.84M	19.07M
802.11ax HEW40_Nss1,(MCS0)_4TX	40.56M	37.841M	37M8D1D	39.96M	37.601M
802.11ax HEW80_Nss1,(MCS0)_4TX	82.56M	77.241M	77M2D1D	81.72M	77.001M
802.11ax HEW160_Nss1,(MCS0)_4TX	165.36M	154.963M	155MD1D	163.92M	154.243M
6.525-6.875GHz	-	-	-	-	-
802.11ax HEW20_Nss1,(MCS0)_4TX	22.5M	19.16M	19M2D1D	21.81M	19.1M
802.11ax HEW40_Nss1,(MCS0)_4TX	40.74M	37.841M	37M8D1D	40.08M	37.541M
802.11ax HEW80_Nss1,(MCS0)_4TX	82.68M	77.241M	77M2D1D	81.84M	76.762M
802.11ax HEW160_Nss1,(MCS0)_4TX	165.12M	154.723M	155MD1D	163.44M	154.243M
6.875-7.125GHz	-	-	-	-	-
802.11ax HEW20_Nss1,(MCS0)_4TX	22.77M	19.19M	19M2D1D	21.48M	19.04M
802.11ax HEW40_Nss1,(MCS0)_4TX	40.5M	37.841M	37M8D1D	40.14M	37.661M
802.11ax HEW80_Nss1,(MCS0)_4TX	82.56M	77.481M	77M5D1D	82.08M	76.882M
802.11ax HEW160_Nss1,(MCS0)_4TX	165.12M	154.963M	155MD1D	164.16M	154.483M

Max-N dB = Maximum 6dB down bandwidth for 5.725-5.85GHz band / Maximum 26dB down bandwidth for other band;
Max-OBW = Maximum 99% occupied bandwidth;
Min-N dB = Minimum 6dB down bandwidth for 5.725-5.85GHz band / Maximum 26dB down bandwidth for other band;
Min-OBW = Minimum 99% occupied bandwidth

Port X-N dB = Port X 6dB down bandwidth for 5.725-5.85GHz band / 26dB down bandwidth for other band
Port X-OBW = Port X 99% occupied bandwidth

802.11ax HEW20_Nss1,(MCS0)_4TX EBW

5955MHz

20/01/2022

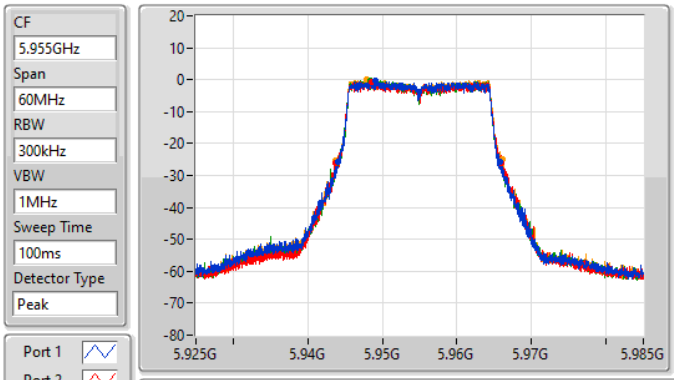

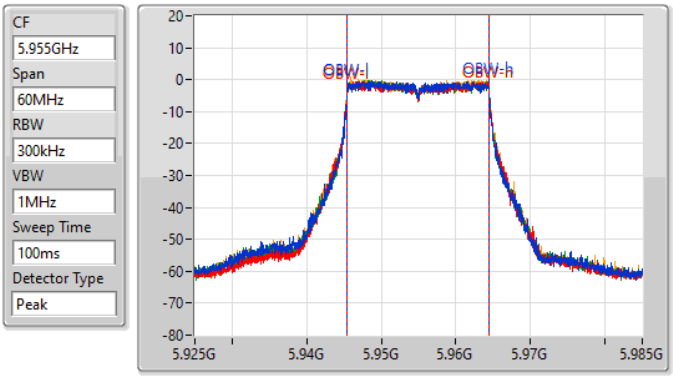

26dB(Hz)	Fl-26dB(Hz)	Fh-26dB(Hz)	OBW(Hz)	Fl-OBW(Hz)	Fh-OBW(Hz)	Limit(Hz)	Port
21.75M	5.94405G	5.9658G	19.01M	5.945435G	5.964445G	Inf	1
22.2M	5.94378G	5.96598G	19.1M	5.945405G	5.964505G	Inf	2
22.05M	5.94387G	5.96592G	19.1M	5.945405G	5.964505G	Inf	3
22.29M	5.94378G	5.96607G	19.1M	5.945405G	5.964505G	Inf	4

802.11ax HEW20_Nss1,(MCS0)_4TX EBW

6175MHz

20/01/2022

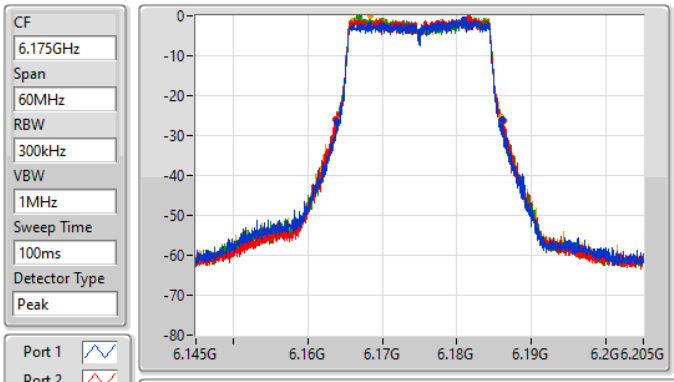

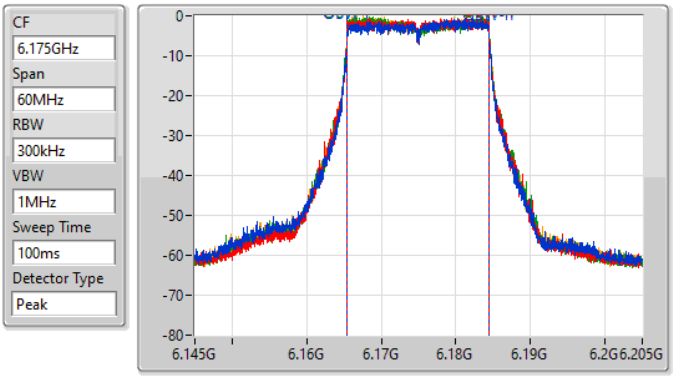

26dB(Hz)	Fl-26dB(Hz)	Fh-26dB(Hz)	OBW(Hz)	Fl-OBW(Hz)	Fh-OBW(Hz)	Limit(Hz)	Port
22.17M	6.16387G	6.18604G	19.04M	6.165435G	6.184475G	Inf	1
22.5M	6.16375G	6.18625G	19.04M	6.165435G	6.184475G	Inf	2
22.32M	6.16384G	6.18616G	19.1M	6.165405G	6.184505G	Inf	3
21.93M	6.16396G	6.18589G	19.07M	6.165405G	6.184475G	Inf	4

802.11ax HEW20_Nss1,(MCS0)_4TX EBW

6415MHz

20/01/2022

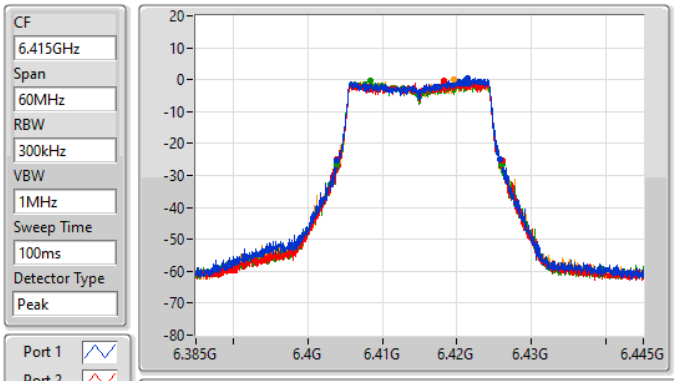

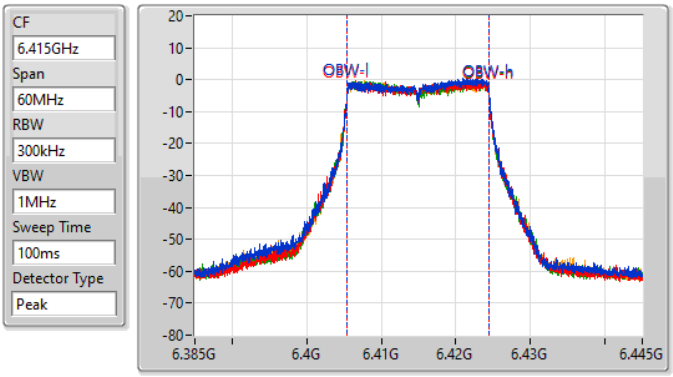

26dB(Hz)	Fl-26dB(Hz)	Fh-26dB(Hz)	OBW(Hz)	Fl-OBW(Hz)	Fh-OBW(Hz)	Limit(Hz)	Port
21.96M	6.4039G	6.42586G	19.1M	6.405405G	6.424505G	Inf	1
22.17M	6.40396G	6.42613G	19.07M	6.405405G	6.424475G	Inf	2
22.32M	6.40381G	6.42613G	19.1M	6.405375G	6.424475G	Inf	3
22.02M	6.40402G	6.42604G	19.1M	6.405405G	6.424505G	Inf	4

802.11ax HEW20_Nss1,(MCS0)_4TX EBW

6435MHz

20/01/2022

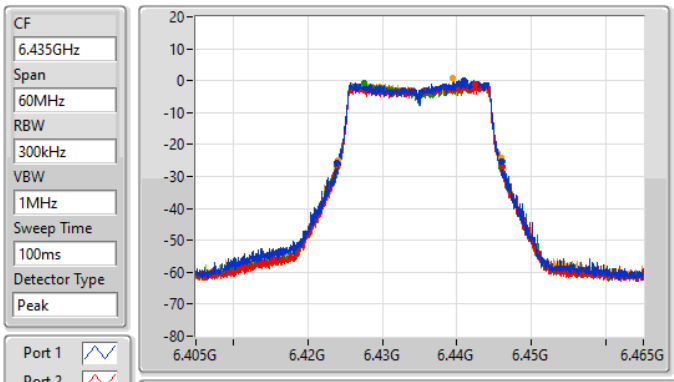

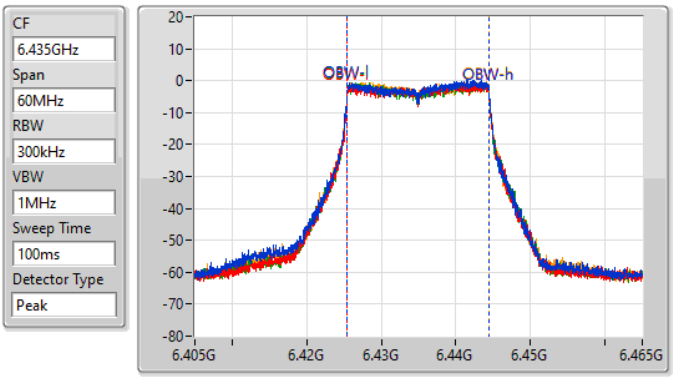

26dB(Hz)	Fl-26dB(Hz)	Fh-26dB(Hz)	OBW(Hz)	Fl-OBW(Hz)	Fh-OBW(Hz)	Limit(Hz)	Port
21.99M	6.42393G	6.44592G	19.1M	6.425405G	6.444505G	Inf	1
22.29M	6.42381G	6.4461G	19.1M	6.425405G	6.444505G	Inf	2
22.29M	6.42384G	6.44613G	19.1M	6.425405G	6.444505G	Inf	3
21.9M	6.42408G	6.44598G	19.1M	6.425405G	6.444505G	Inf	4

802.11ax HEW20_Nss1,(MCS0)_4TX EBW

6475MHz

20/01/2022

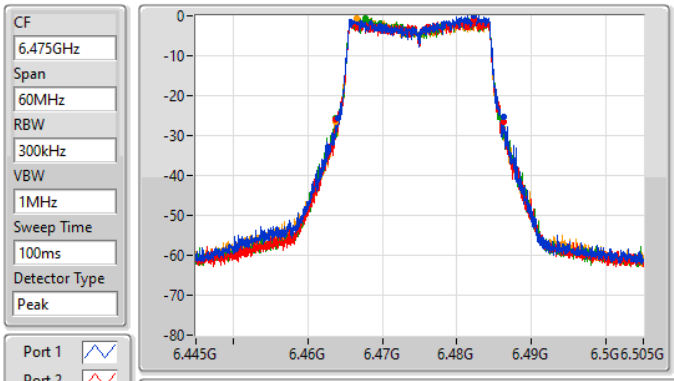

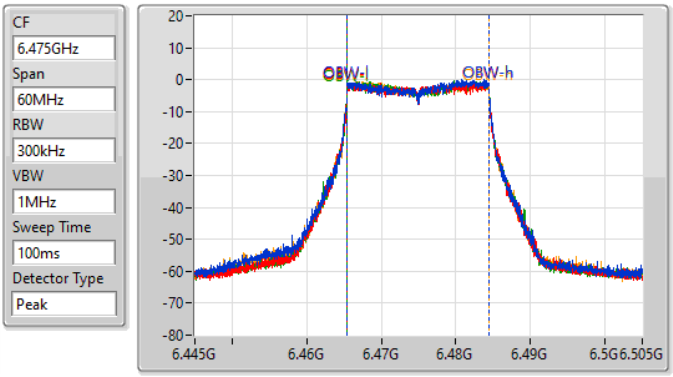

26dB(Hz)	Fl-26dB(Hz)	Fh-26dB(Hz)	OBW(Hz)	Fl-OBW(Hz)	Fh-OBW(Hz)	Limit(Hz)	Port
22.14M	6.46411G	6.48625G	19.1M	6.465405G	6.484505G	Inf	1
22.5M	6.46378G	6.48628G	19.07M	6.465405G	6.484475G	Inf	2
22.29M	6.46372G	6.48601G	19.13M	6.465375G	6.484505G	Inf	3
22.41M	6.46375G	6.48616G	19.13M	6.465375G	6.484505G	Inf	4

802.11ax HEW20_Nss1,(MCS0)_4TX EBW

6515MHz

20/01/2022

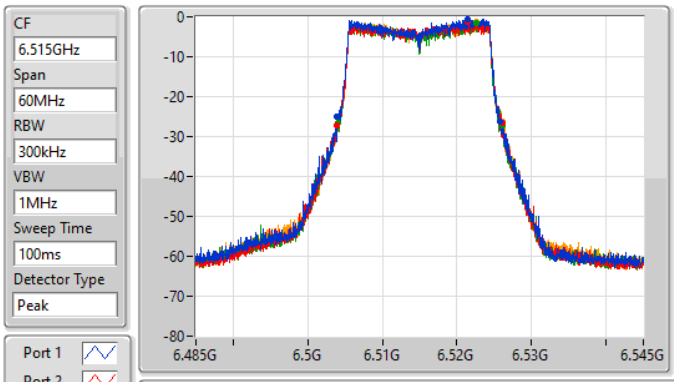

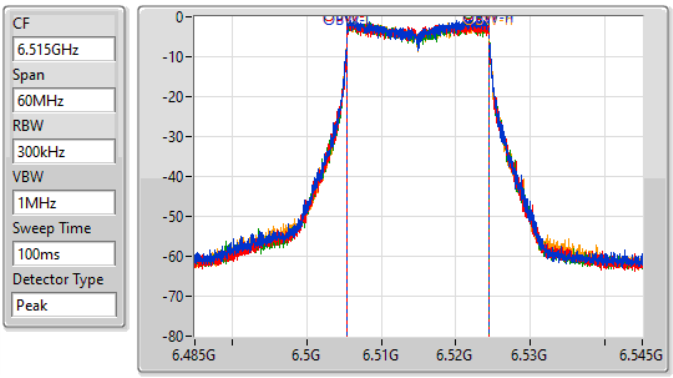

26dB(Hz)	Fl-26dB(Hz)	Fh-26dB(Hz)	OBW(Hz)	Fl-OBW(Hz)	Fh-OBW(Hz)	Limit(Hz)	Port
21.84M	6.50393G	6.52577G	19.13M	6.505375G	6.524505G	Inf	1
22.17M	6.50387G	6.52604G	19.07M	6.505405G	6.524475G	Inf	2
22.02M	6.50402G	6.52604G	19.1M	6.505405G	6.524505G	Inf	3
22.35M	6.50384G	6.52619G	19.13M	6.505375G	6.524505G	Inf	4

802.11ax HEW20_Nss1,(MCS0)_4TX EBW

6535MHz

20/01/2022

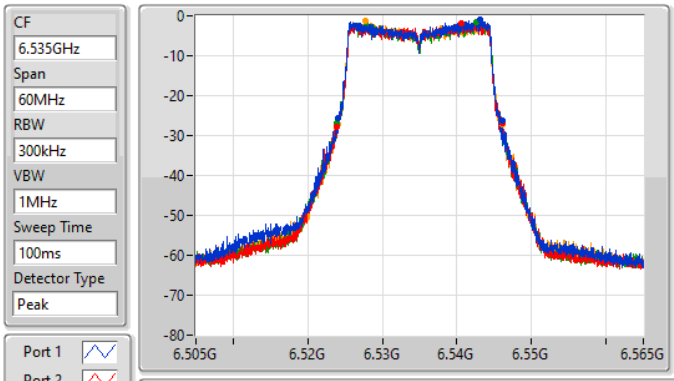

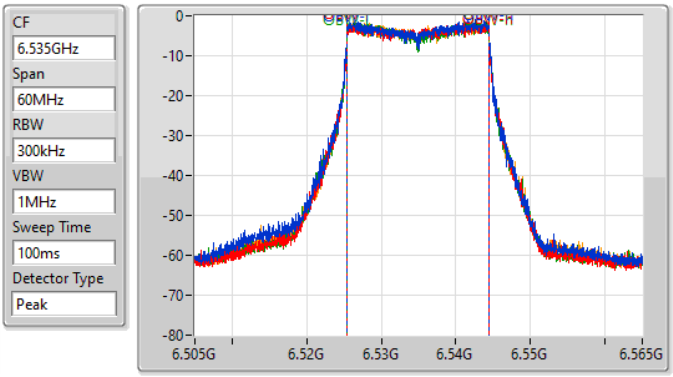

26dB(Hz)	Fl-26dB(Hz)	Fh-26dB(Hz)	OBW(Hz)	Fl-OBW(Hz)	Fh-OBW(Hz)	Limit(Hz)	Port
21.96M	6.52411G	6.54607G	19.13M	6.525375G	6.544505G	Inf	1
22.38M	6.52381G	6.54619G	19.1M	6.525405G	6.544505G	Inf	2
22.29M	6.52387G	6.54616G	19.13M	6.525375G	6.544505G	Inf	3
22.11M	6.52399G	6.5461G	19.1M	6.525405G	6.544505G	Inf	4

802.11ax HEW20_Nss1,(MCS0)_4TX EBW

6695MHz

20/01/2022

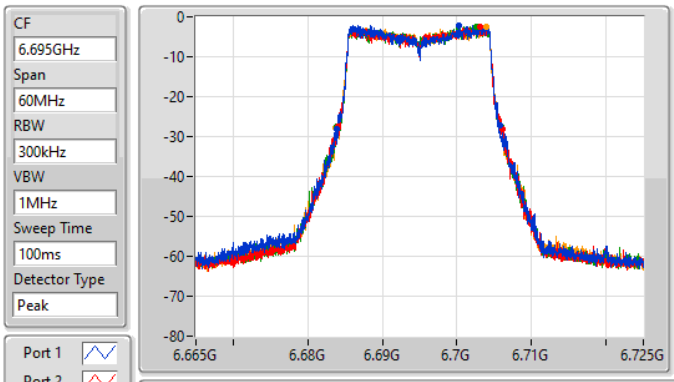

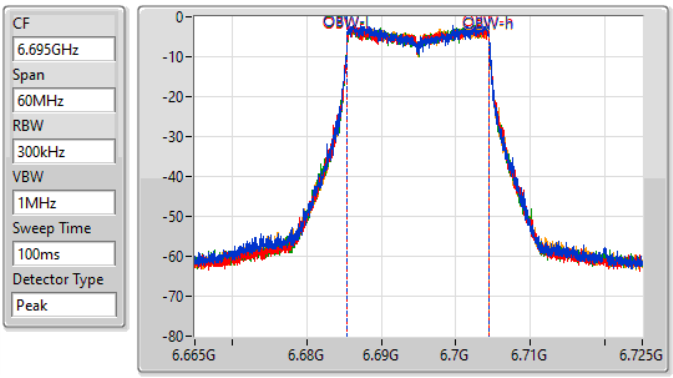

26dB(Hz)	Fl-26dB(Hz)	Fh-26dB(Hz)	OBW(Hz)	Fl-OBW(Hz)	Fh-OBW(Hz)	Limit(Hz)	Port
21.96M	6.68387G	6.70583G	19.13M	6.685375G	6.704505G	Inf	1
22.17M	6.68399G	6.70616G	19.13M	6.685375G	6.704505G	Inf	2
22.05M	6.6839G	6.70595G	19.13M	6.685375G	6.704505G	Inf	3
22.35M	6.68375G	6.7061G	19.13M	6.685375G	6.704505G	Inf	4

802.11ax HEW20_Nss1,(MCS0)_4TX EBW

6855MHz

20/01/2022

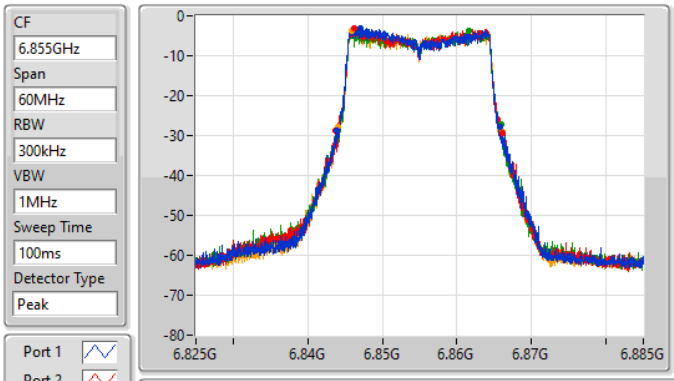

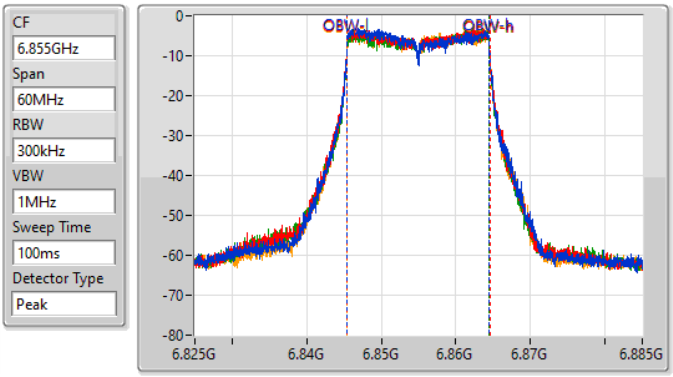

26dB(Hz)	Fl-26dB(Hz)	Fh-26dB(Hz)	OBW(Hz)	Fl-OBW(Hz)	Fh-OBW(Hz)	Limit(Hz)	Port
21.99M	6.84381G	6.8658G	19.13M	6.845375G	6.864505G	Inf	1
22.38M	6.84378G	6.86616G	19.16M	6.845375G	6.864535G	Inf	2
22.23M	6.84366G	6.86589G	19.1M	6.845405G	6.864505G	Inf	3
22.14M	6.84402G	6.86616G	19.13M	6.845375G	6.864505G	Inf	4

802.11ax HEW20_Nss1,(MCS0)_4TX EBW

6875MHz Straddle 6.525-6.875GHz

20/01/2022

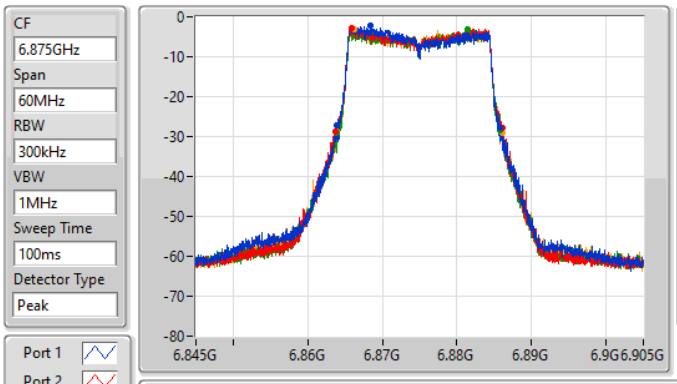

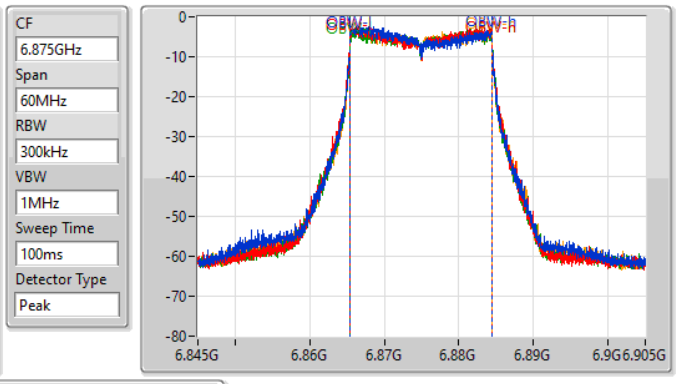

26dB(Hz)	Fl-26dB(Hz)	Fh-26dB(Hz)	OBW(Hz)	Fl-OBW(Hz)	Fh-OBW(Hz)	Limit(Hz)	Port
21.81M	6.86396G	6.88577G	19.1M	6.865375G	6.884475G	Inf	1
22.5M	6.86366G	6.88616G	19.16M	6.865345G	6.884505G	Inf	2
22.02M	6.86384G	6.88586G	19.13M	6.865375G	6.884505G	Inf	3
22.26M	6.8639G	6.88616G	19.1M	6.865375G	6.884475G	Inf	4

802.11ax HEW20_Nss1,(MCS0)_4TX EBW

6895MHz

20/01/2022

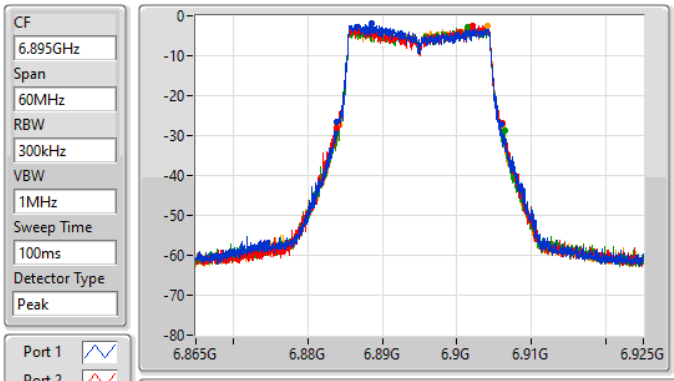

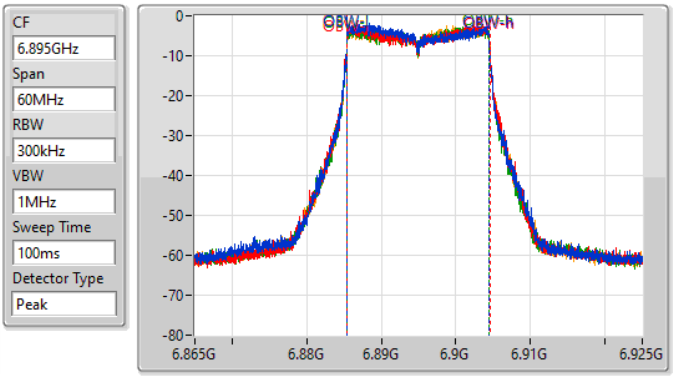

26dB(Hz)	Fl-26dB(Hz)	Fh-26dB(Hz)	OBW(Hz)	Fl-OBW(Hz)	Fh-OBW(Hz)	Limit(Hz)	Port
21.96M	6.88396G	6.90592G	19.13M	6.885375G	6.904505G	Inf	1
22.26M	6.88381G	6.90607G	19.19M	6.885345G	6.904535G	Inf	2
22.53M	6.88387G	6.9064G	19.07M	6.885405G	6.904475G	Inf	3
22.17M	6.8839G	6.90607G	19.1M	6.885405G	6.904505G	Inf	4

802.11ax HEW20_Nss1,(MCS0)_4TX EBW

6995MHz

20/01/2022

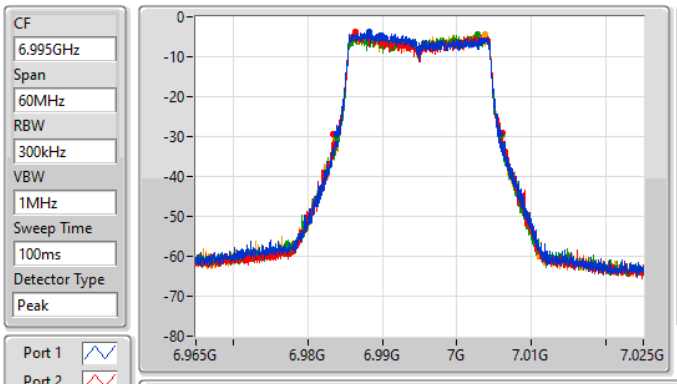

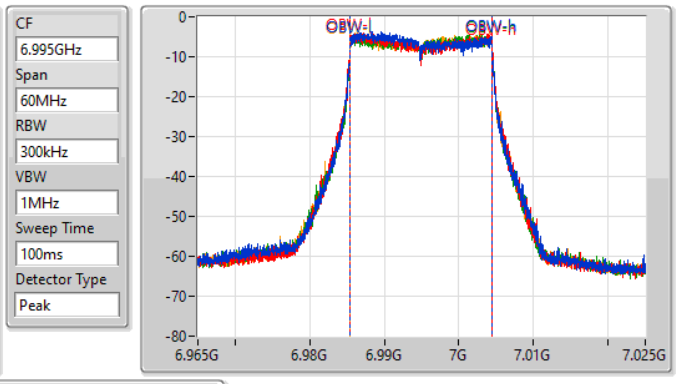

26dB(Hz)	Fl-26dB(Hz)	Fh-26dB(Hz)	OBW(Hz)	Fl-OBW(Hz)	Fh-OBW(Hz)	Limit(Hz)	Port
21.96M	6.98381G	7.00577G	19.04M	6.985405G	7.004445G	Inf	1
22.77M	6.98336G	7.00613G	19.16M	6.985345G	7.004505G	Inf	2
22.08M	6.98384G	7.00592G	19.07M	6.985405G	7.004475G	Inf	3
22.32M	6.98375G	7.00607G	19.1M	6.985375G	7.004475G	Inf	4

802.11ax HEW20_Nss1,(MCS0)_4TX EBW

7095MHz

20/01/2022

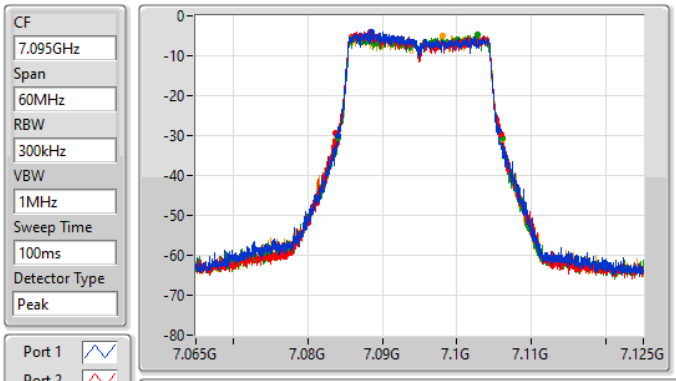

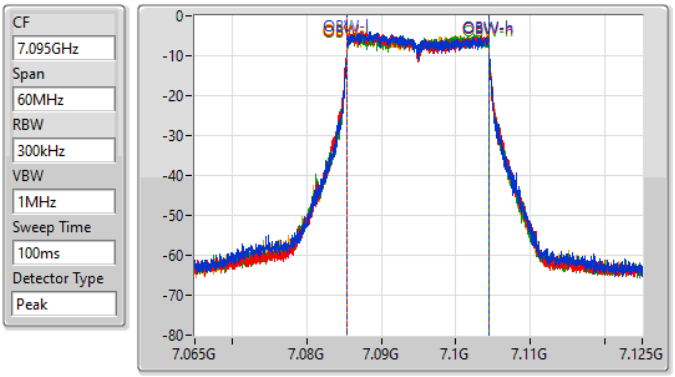

26dB(Hz)	Fl-26dB(Hz)	Fh-26dB(Hz)	OBW(Hz)	Fl-OBW(Hz)	Fh-OBW(Hz)	Limit(Hz)	Port
21.66M	7.08402G	7.10568G	19.04M	7.085405G	7.104445G	Inf	1
22.23M	7.08378G	7.10601G	19.13M	7.085345G	7.104475G	Inf	2
22.08M	7.08402G	7.1061G	19.1M	7.085375G	7.104475G	Inf	3
22.26M	7.08387G	7.10613G	19.1M	7.085375G	7.104475G	Inf	4

802.11ax HEW20_Nss1,(MCS0)_4TX EBW

7115MHz

20/01/2022

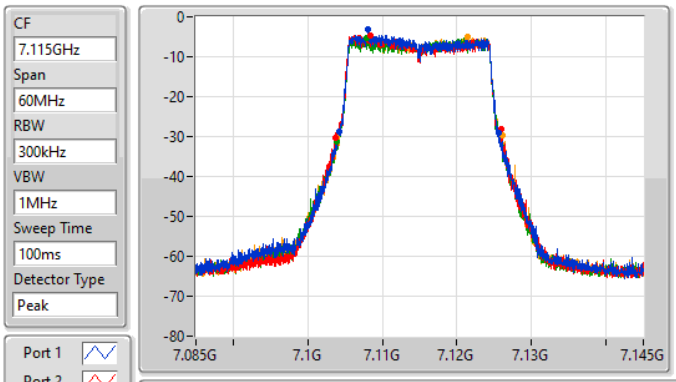

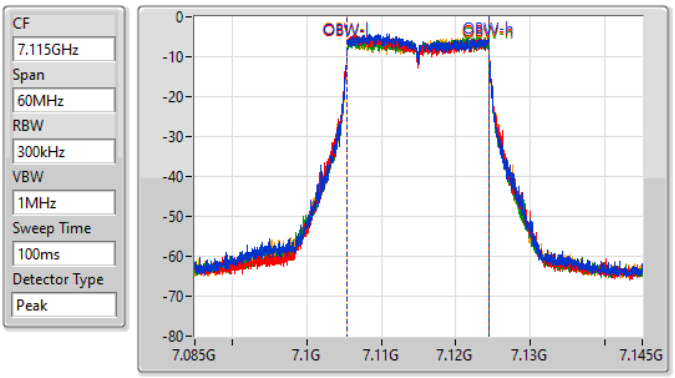

26dB(Hz)	Fl-26dB(Hz)	Fh-26dB(Hz)	OBW(Hz)	Fl-OBW(Hz)	Fh-OBW(Hz)	Limit(Hz)	Port
21.48M	7.10414G	7.12562G	19.04M	7.105405G	7.124445G	Inf	1
22.17M	7.10372G	7.12589G	19.1M	7.105375G	7.124475G	Inf	2
22.11M	7.10384G	7.12595G	19.07M	7.105405G	7.124475G	Inf	3
22.26M	7.10381G	7.12607G	19.07M	7.105405G	7.124475G	Inf	4

802.11ax HEW40_Nss1,(MCS0)_4TX EBW

5965MHz

20/01/2022

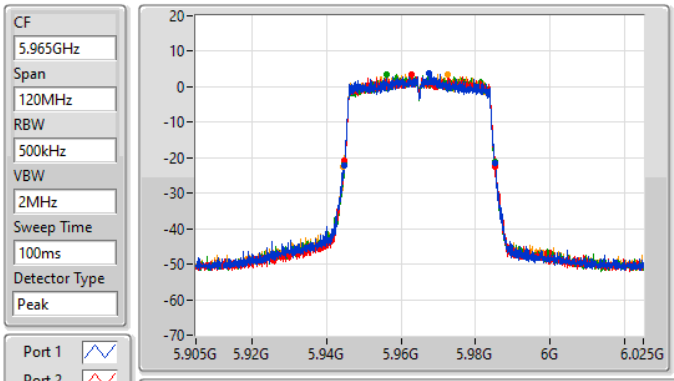

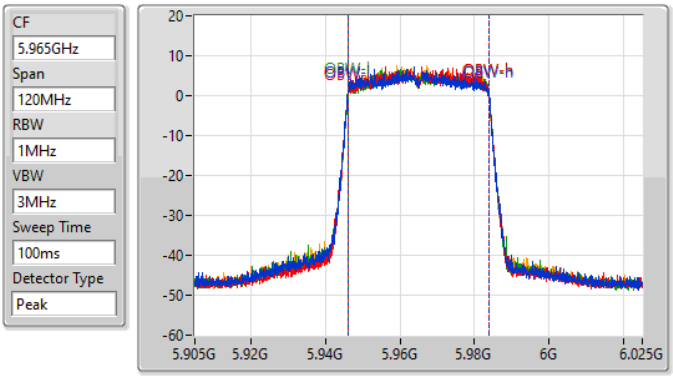

26dB(Hz)	Fl-26dB(Hz)	Fh-26dB(Hz)	OBW(Hz)	Fl-OBW(Hz)	Fh-OBW(Hz)	Limit(Hz)	Port
40.5M	5.94472G	5.98522G	37.901M	5.94599G	5.983891G	Inf	1
40.38M	5.94478G	5.98516G	37.901M	5.946049G	5.983951G	Inf	2
40.62M	5.94472G	5.98534G	37.781M	5.946049G	5.983831G	Inf	3
40.5M	5.9446G	5.9851G	37.721M	5.946109G	5.983831G	Inf	4

802.11ax HEW40_Nss1,(MCS0)_4TX EBW

6165MHz

20/01/2022

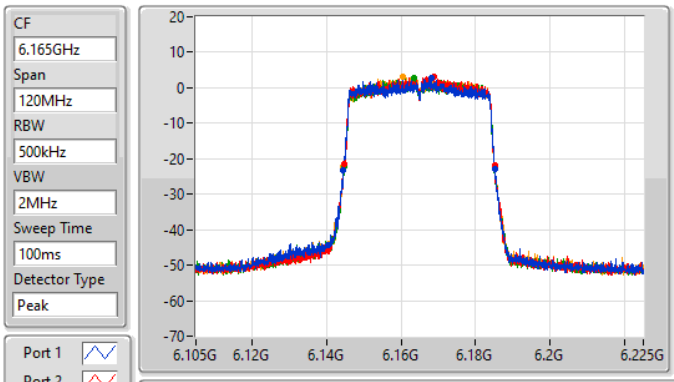

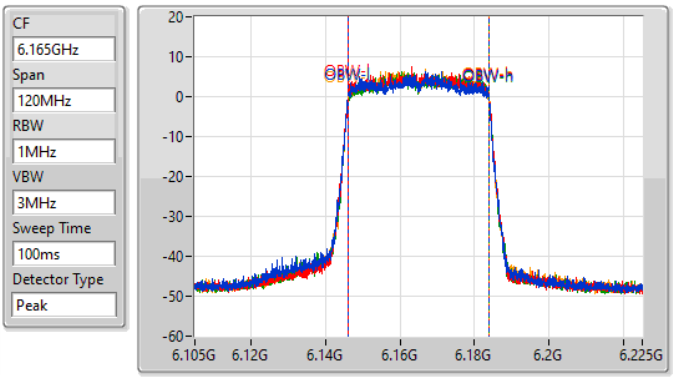

26dB(Hz)	Fl-26dB(Hz)	Fh-26dB(Hz)	OBW(Hz)	Fl-OBW(Hz)	Fh-OBW(Hz)	Limit(Hz)	Port
40.62M	6.14448G	6.1851G	37.841M	6.14599G	6.183831G	Inf	1
40.44M	6.14472G	6.18516G	37.841M	6.146049G	6.183891G	Inf	2
40.26M	6.14484G	6.1851G	37.781M	6.146049G	6.183831G	Inf	3
40.56M	6.1446G	6.18516G	37.721M	6.146109G	6.183831G	Inf	4

802.11ax HEW40_Nss1,(MCS0)_4TX EBW

6405MHz

20/01/2022

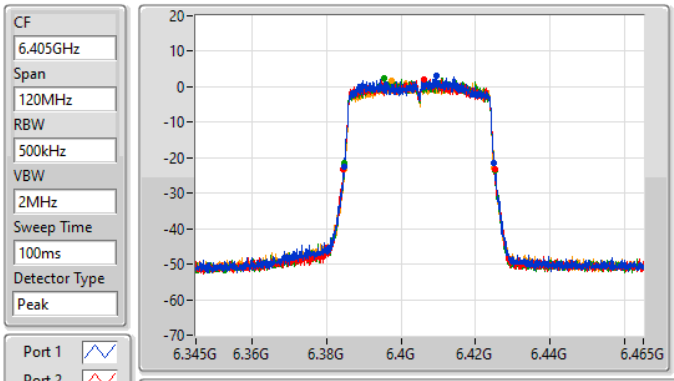

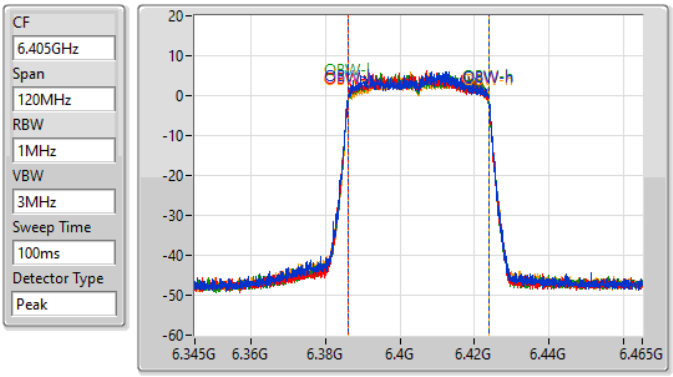

26dB(Hz)	Fl-26dB(Hz)	Fh-26dB(Hz)	OBW(Hz)	Fl-OBW(Hz)	Fh-OBW(Hz)	Limit(Hz)	Port
40.32M	6.38472G	6.42504G	37.721M	6.386049G	6.423771G	Inf	1
40.5M	6.3846G	6.4251G	37.841M	6.38599G	6.423831G	Inf	2
40.44M	6.38478G	6.42522G	37.721M	6.386049G	6.423771G	Inf	3
40.2M	6.38484G	6.42504G	37.721M	6.386109G	6.423831G	Inf	4

802.11ax HEW40_Nss1,(MCS0)_4TX EBW

6445MHz

20/01/2022

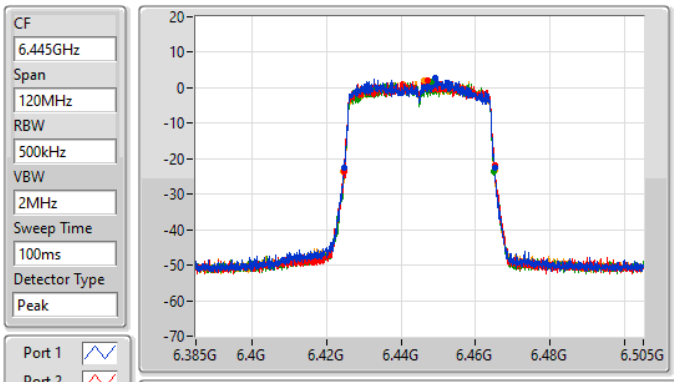

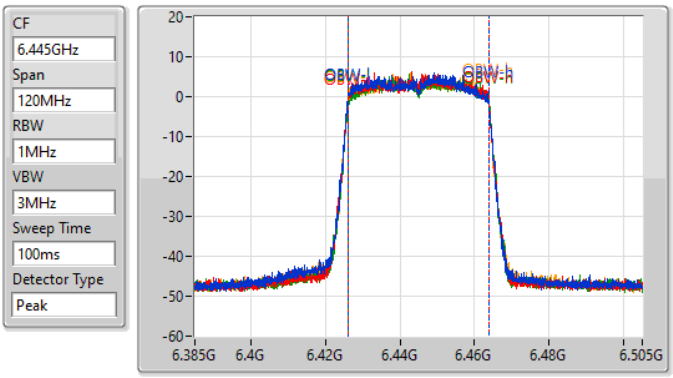

26dB(Hz)	Fl-26dB(Hz)	Fh-26dB(Hz)	OBW(Hz)	Fl-OBW(Hz)	Fh-OBW(Hz)	Limit(Hz)	Port
40.38M	6.42484G	6.46522G	37.781M	6.42599G	6.463771G	Inf	1
40.38M	6.42478G	6.46516G	37.841M	6.42599G	6.463831G	Inf	2
40.26M	6.42478G	6.46504G	37.721M	6.426109G	6.463831G	Inf	3
40.56M	6.4246G	6.46516G	37.661M	6.426109G	6.463771G	Inf	4

802.11ax HEW40_Nss1,(MCS0)_4TX EBW

6485MHz

20/01/2022

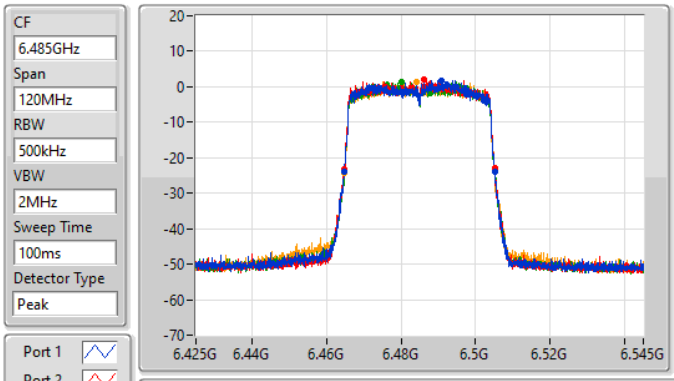

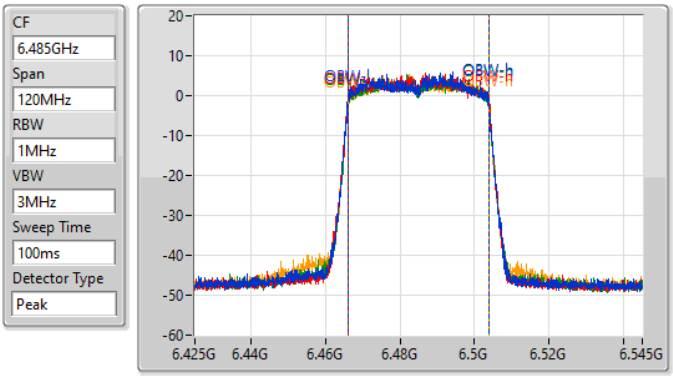

26dB(Hz)	Fl-26dB(Hz)	Fh-26dB(Hz)	OBW(Hz)	Fl-OBW(Hz)	Fh-OBW(Hz)	Limit(Hz)	Port
40.32M	6.46478G	6.5051G	37.661M	6.466109G	6.503771G	Inf	1
40.32M	6.46478G	6.5051G	37.781M	6.466049G	6.503831G	Inf	2
40.32M	6.46478G	6.5051G	37.721M	6.466109G	6.503831G	Inf	3
40.32M	6.46478G	6.5051G	37.661M	6.466109G	6.503771G	Inf	4

802.11ax HEW40_Nss1,(MCS0)_4TX EBW

6525MHz Straddle 6.425-6.525GHz

20/01/2022

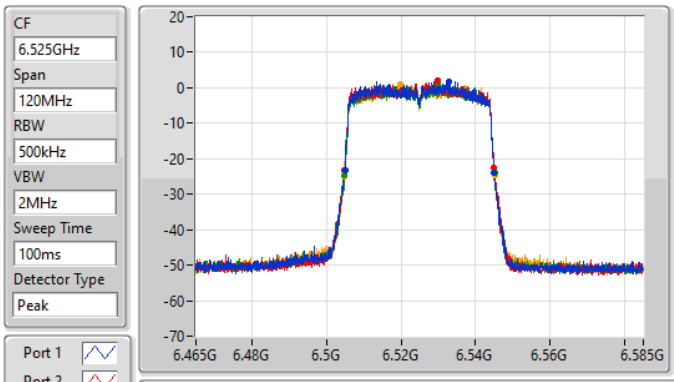

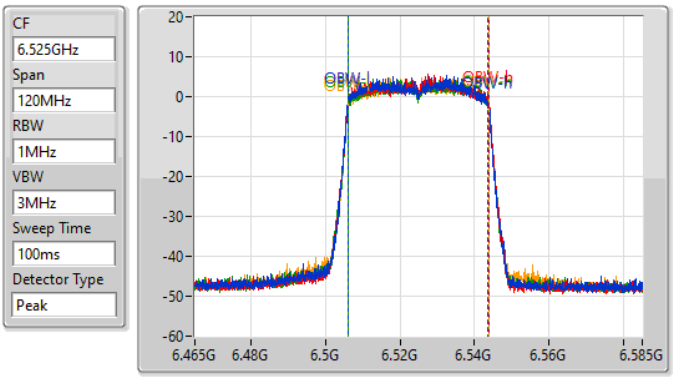

26dB(Hz)	Fl-26dB(Hz)	Fh-26dB(Hz)	OBW(Hz)	Fl-OBW(Hz)	Fh-OBW(Hz)	Limit(Hz)	Port
39.96M	6.50496G	6.54492G	37.601M	6.506109G	6.543711G	Inf	1
40.26M	6.50472G	6.54498G	37.841M	6.506049G	6.543891G	Inf	2
40.38M	6.50484G	6.54522G	37.661M	6.506049G	6.543711G	Inf	3
40.38M	6.50478G	6.54516G	37.721M	6.506049G	6.543771G	Inf	4

802.11ax HEW40_Nss1,(MCS0)_4TX EBW

6565MHz

20/01/2022

CF 6.565GHz
Span 120MHz
RBW 500kHz
VBW 2MHz
Sweep Time 100ms
Detector Type Peak

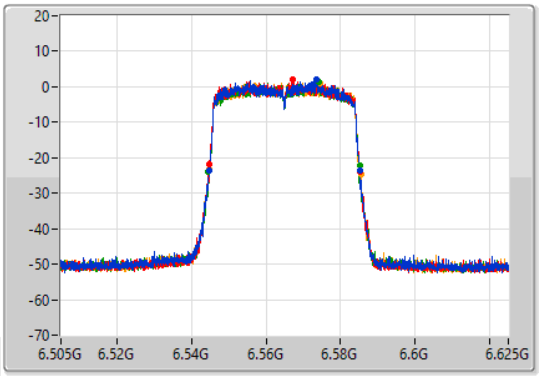

CF 6.565GHz
Span 120MHz
RBW 1MHz
VBW 3MHz
Sweep Time 100ms
Detector Type Peak

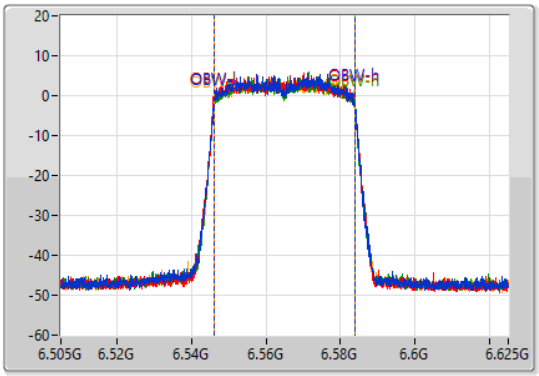

Port 1
Port 2
Port 3
Port 4

26dB(Hz)	Fl-26dB(Hz)	Fh-26dB(Hz)	OBW(Hz)	Fl-OBW(Hz)	Fh-OBW(Hz)	Limit(Hz)	Port
40.32M	6.54484G	6.58516G	37.601M	6.546169G	6.583771G	Inf	1
40.5M	6.54466G	6.58516G	37.781M	6.54599G	6.583771G	Inf	2
40.62M	6.54454G	6.58516G	37.661M	6.546109G	6.583771G	Inf	3
40.5M	6.5449G	6.5854G	37.721M	6.546049G	6.583771G	Inf	4

802.11ax HEW40_Nss1,(MCS0)_4TX EBW

6685MHz

20/01/2022

CF 6.685GHz
Span 120MHz
RBW 500kHz
VBW 2MHz
Sweep Time 100ms
Detector Type Peak

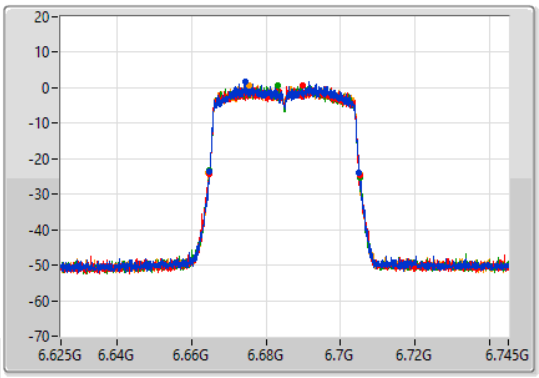

CF 6.685GHz
Span 120MHz
RBW 1MHz
VBW 3MHz
Sweep Time 100ms
Detector Type Peak

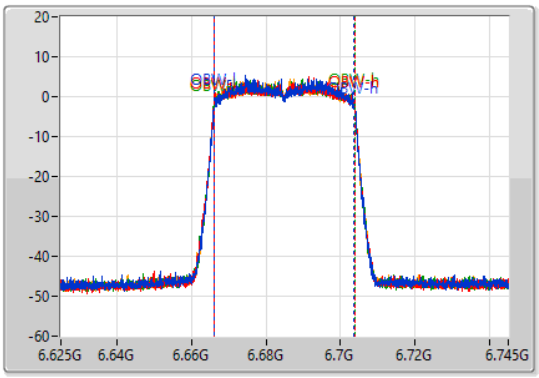

Port 1
Port 2
Port 3
Port 4

26dB(Hz)	Fl-26dB(Hz)	Fh-26dB(Hz)	OBW(Hz)	Fl-OBW(Hz)	Fh-OBW(Hz)	Limit(Hz)	Port
40.08M	6.66484G	6.70492G	37.541M	6.666169G	6.703711G	Inf	1
40.56M	6.66466G	6.70522G	37.721M	6.666049G	6.703771G	Inf	2
40.5M	6.66472G	6.70522G	37.721M	6.666049G	6.703771G	Inf	3
40.74M	6.66448G	6.70522G	37.781M	6.666049G	6.703831G	Inf	4

802.11ax HEW40_Nss1,(MCS0)_4TX EBW

6845MHz

20/01/2022

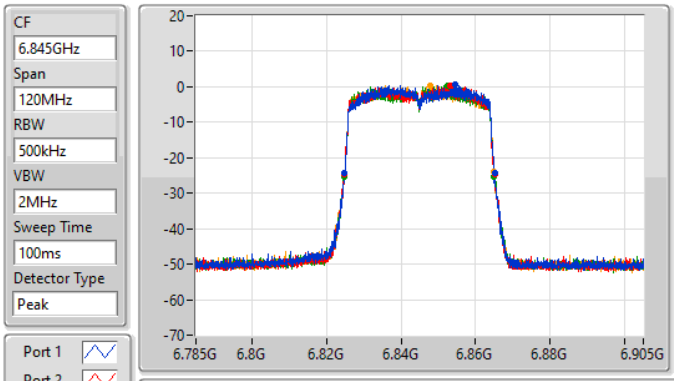

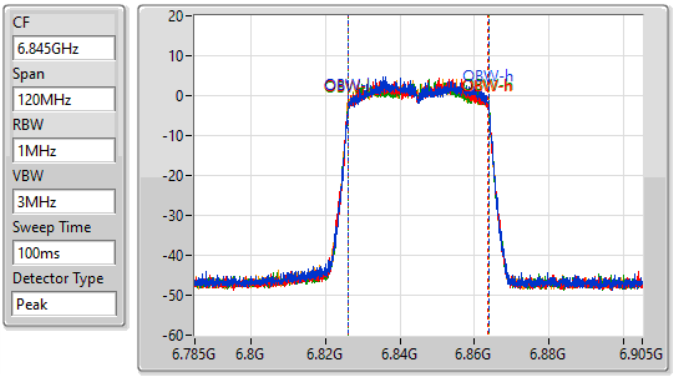

26dB(Hz)	Fl-26dB(Hz)	Fh-26dB(Hz)	OBW(Hz)	Fl-OBW(Hz)	Fh-OBW(Hz)	Limit(Hz)	Port
40.26M	6.8249G	6.86516G	37.601M	6.826169G	6.863771G	Inf	1
40.26M	6.82484G	6.8651G	37.601M	6.826109G	6.863711G	Inf	2
40.2M	6.82478G	6.86498G	37.721M	6.826049G	6.863771G	Inf	3
40.26M	6.82478G	6.86504G	37.781M	6.82599G	6.863771G	Inf	4

802.11ax HEW40_Nss1,(MCS0)_4TX EBW

6885MHz Straddle 6.525-6.875GHz

20/01/2022

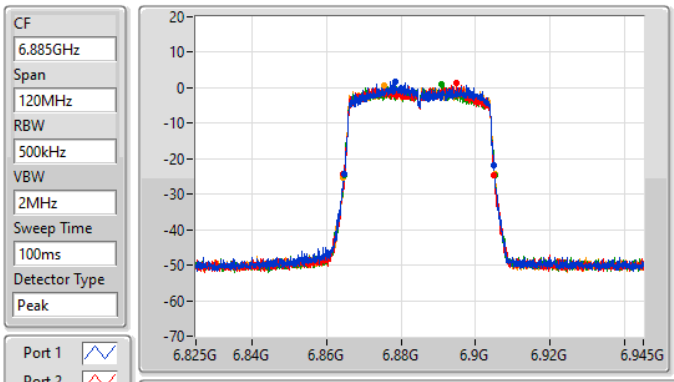

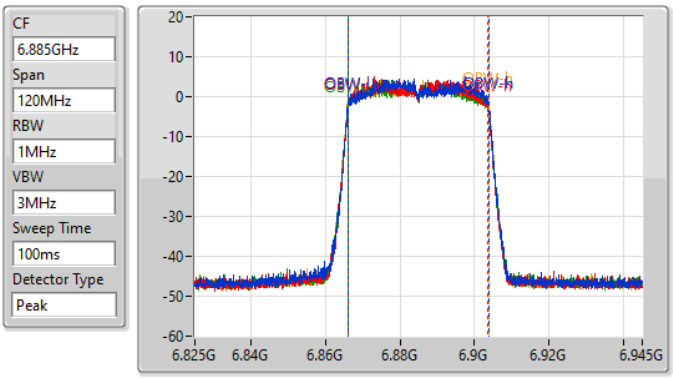

26dB(Hz)	Fl-26dB(Hz)	Fh-26dB(Hz)	OBW(Hz)	Fl-OBW(Hz)	Fh-OBW(Hz)	Limit(Hz)	Port
40.2M	6.86484G	6.90504G	37.661M	6.866109G	6.903771G	Inf	1
40.5M	6.86454G	6.90504G	37.601M	6.866049G	6.903651G	Inf	2
40.44M	6.86466G	6.9051G	37.781M	6.86599G	6.903771G	Inf	3
40.56M	6.8646G	6.90516G	37.841M	6.86599G	6.903831G	Inf	4

802.11ax HEW40_Nss1,(MCS0)_4TX EBW

6925MHz

20/01/2022

CF 6.925GHz
Span 120MHz
RBW 500kHz
VBW 2MHz
Sweep Time 100ms
Detector Type Peak

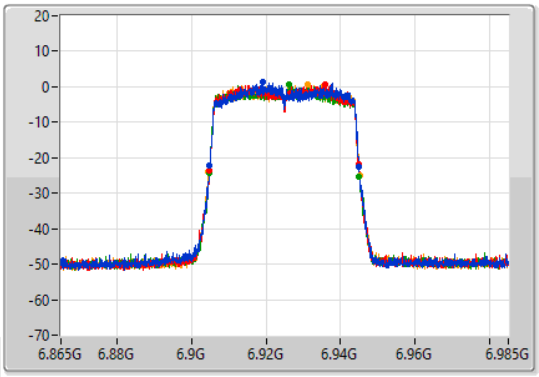

CF 6.925GHz
Span 120MHz
RBW 1MHz
VBW 3MHz
Sweep Time 100ms
Detector Type Peak

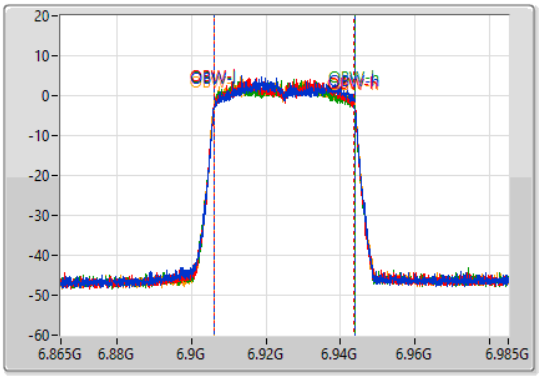

Port 1
Port 2
Port 3
Port 4

26dB(Hz)	Fl-26dB(Hz)	Fh-26dB(Hz)	OBW(Hz)	Fl-OBW(Hz)	Fh-OBW(Hz)	Limit(Hz)	Port
40.2M	6.90484G	6.94504G	37.781M	6.906049G	6.943831G	Inf	1
40.14M	6.9049G	6.94504G	37.661M	6.906049G	6.943711G	Inf	2
40.26M	6.90478G	6.94504G	37.721M	6.906109G	6.943831G	Inf	3
40.5M	6.9046G	6.9451G	37.781M	6.90599G	6.943771G	Inf	4

802.11ax HEW40_Nss1,(MCS0)_4TX EBW

7005MHz

20/01/2022

CF 7.005GHz
Span 120MHz
RBW 500kHz
VBW 2MHz
Sweep Time 100ms
Detector Type Peak

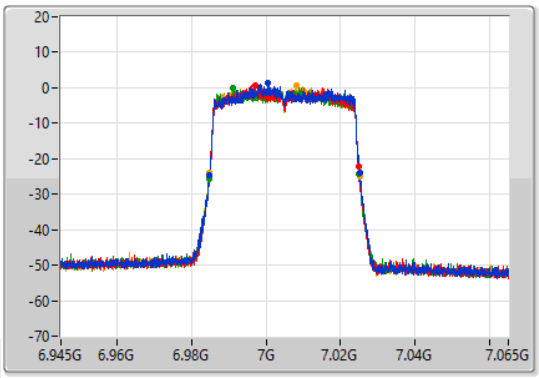

CF 7.005GHz
Span 120MHz
RBW 1MHz
VBW 3MHz
Sweep Time 100ms
Detector Type Peak

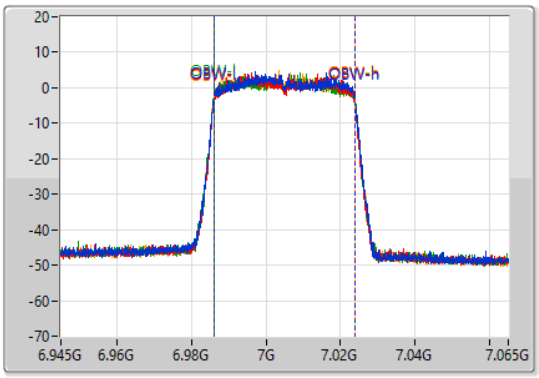

Port 1
Port 2
Port 3
Port 4

26dB(Hz)	Fl-26dB(Hz)	Fh-26dB(Hz)	OBW(Hz)	Fl-OBW(Hz)	Fh-OBW(Hz)	Limit(Hz)	Port
40.26M	6.98484G	7.0251G	37.721M	6.986109G	7.023831G	Inf	1
40.26M	6.98472G	7.02498G	37.721M	6.986109G	7.023831G	Inf	2
40.38M	6.98466G	7.02504G	37.841M	6.98599G	7.023831G	Inf	3
40.5M	6.98472G	7.02522G	37.841M	6.98599G	7.023831G	Inf	4

802.11ax HEW40_Nss1,(MCS0)_4TX EBW

7085MHz

20/01/2022

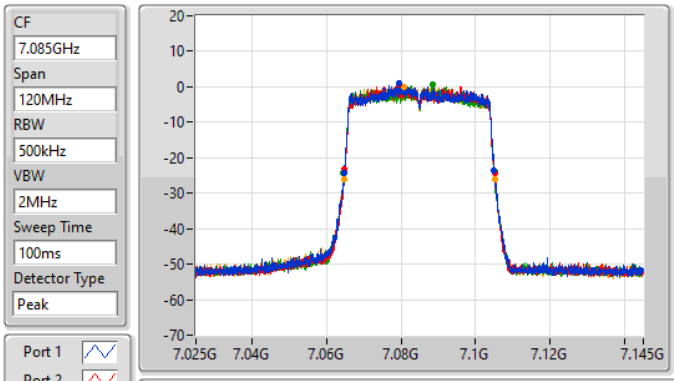

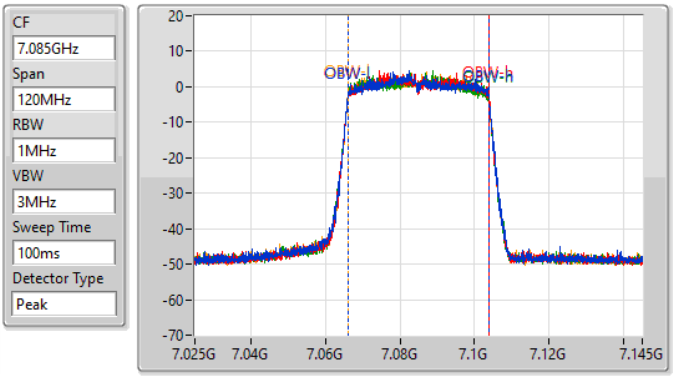

26dB(Hz)	Fl-26dB(Hz)	Fh-26dB(Hz)	OBW(Hz)	Fl-OBW(Hz)	Fh-OBW(Hz)	Limit(Hz)	Port
40.32M	7.06472G	7.10504G	37.781M	7.066049G	7.103831G	Inf	1
40.32M	7.06484G	7.10516G	37.721M	7.066049G	7.103771G	Inf	2
40.5M	7.0646G	7.1051G	37.781M	7.06599G	7.103771G	Inf	3
40.5M	7.06466G	7.10516G	37.781M	7.06599G	7.103771G	Inf	4

802.11ax HEW80_Nss1,(MCS0)_4TX EBW

5985MHz

20/01/2022

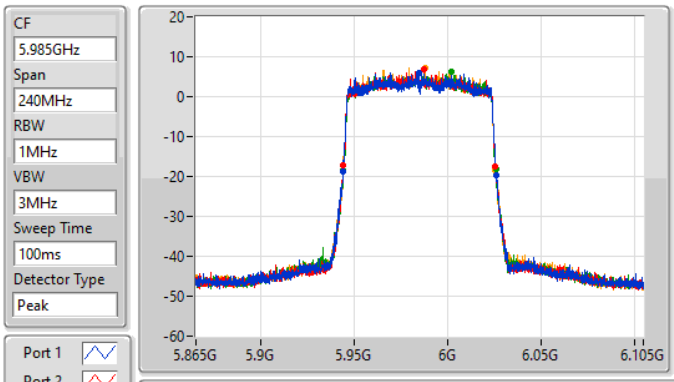

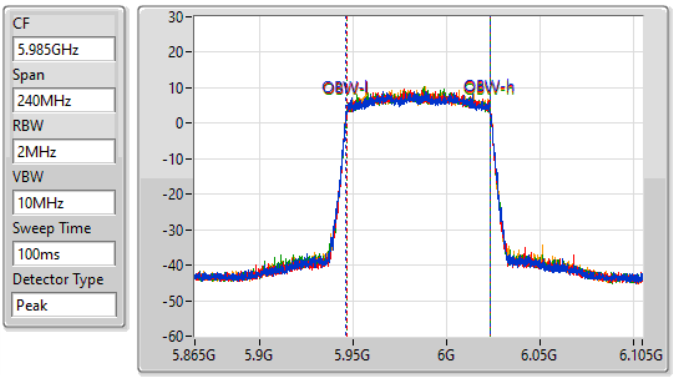

26dB(Hz)	Fl-26dB(Hz)	Fh-26dB(Hz)	OBW(Hz)	Fl-OBW(Hz)	Fh-OBW(Hz)	Limit(Hz)	Port
82.2M	5.94372G	6.02592G	77.481M	5.946139G	6.023621G	Inf	1
81.6M	5.94408G	6.02568G	77.241M	5.946379G	6.023621G	Inf	2
81.84M	5.94408G	6.02592G	77.241M	5.946379G	6.023621G	Inf	3
81.84M	5.94384G	6.02568G	77.241M	5.946259G	6.023501G	Inf	4

802.11ax HEW80_Nss1,(MCS0)_4TX EBW

6145MHz

20/01/2022

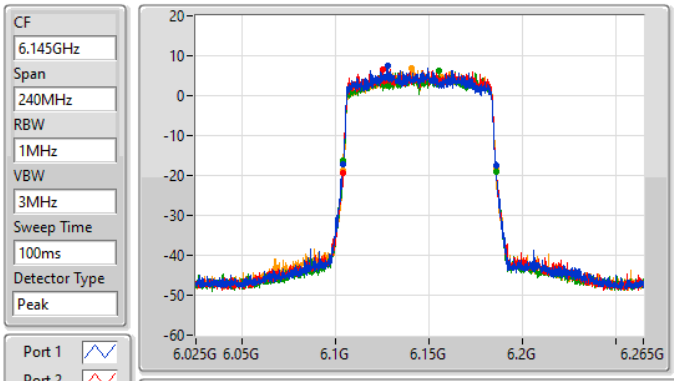

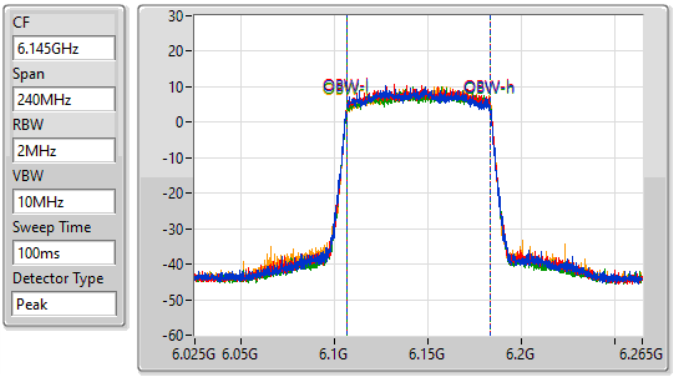

26dB(Hz)	Fl-26dB(Hz)	Fh-26dB(Hz)	OBW(Hz)	Fl-OBW(Hz)	Fh-OBW(Hz)	Limit(Hz)	Port
82.2M	6.10396G	6.18616G	77.361M	6.106259G	6.183621G	Inf	1
82.08M	6.10384G	6.18592G	77.361M	6.106259G	6.183621G	Inf	2
82.08M	6.10408G	6.18616G	77.361M	6.106259G	6.183621G	Inf	3
82.08M	6.10396G	6.18604G	77.361M	6.106379G	6.183741G	Inf	4

802.11ax HEW80_Nss1,(MCS0)_4TX EBW

6385MHz

20/01/2022

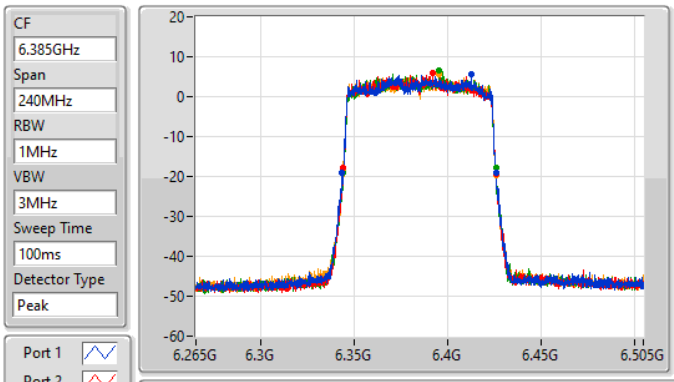

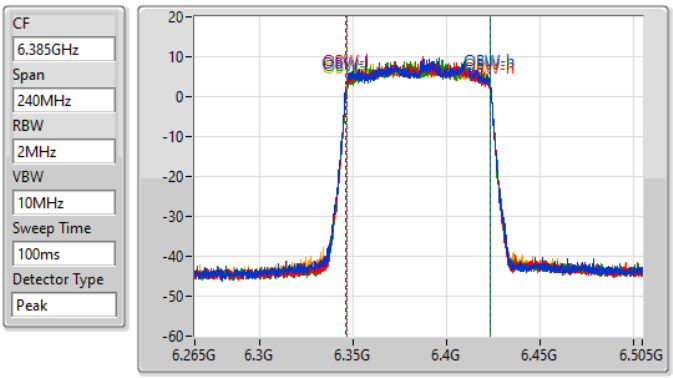

26dB(Hz)	Fl-26dB(Hz)	Fh-26dB(Hz)	OBW(Hz)	Fl-OBW(Hz)	Fh-OBW(Hz)	Limit(Hz)	Port
82.44M	6.34348G	6.42592G	77.361M	6.346139G	6.423501G	Inf	1
81.96M	6.34408G	6.42604G	77.241M	6.346259G	6.423501G	Inf	2
81.6M	6.3442G	6.4258G	77.001M	6.346499G	6.423501G	Inf	3
81.96M	6.34396G	6.42592G	77.361M	6.346259G	6.423621G	Inf	4

802.11ax HEW80_Nss1,(MCS0)_4TX EBW

6465MHz

20/01/2022

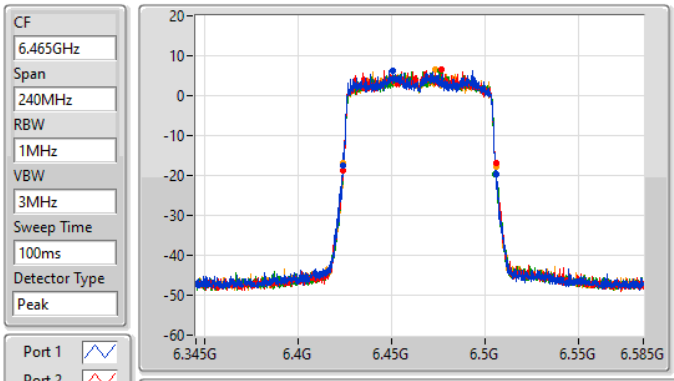

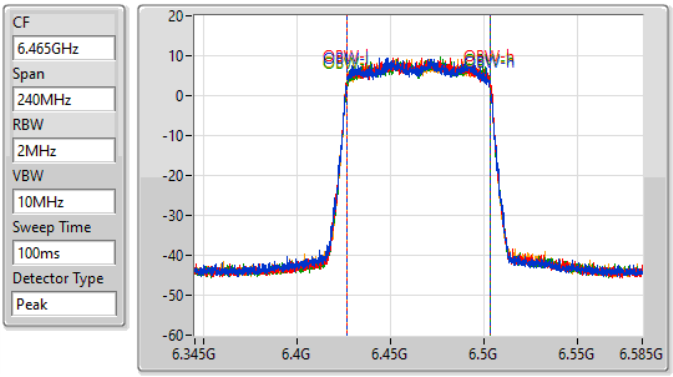

26dB(Hz)	Fl-26dB(Hz)	Fh-26dB(Hz)	OBW(Hz)	Fl-OBW(Hz)	Fh-OBW(Hz)	Limit(Hz)	Port
82.56M	6.4236G	6.50616G	77.121M	6.426259G	6.503381G	Inf	1
81.84M	6.42396G	6.5058G	77.241M	6.426259G	6.503501G	Inf	2
81.72M	6.42396G	6.50568G	77.121M	6.426379G	6.503501G	Inf	3
81.84M	6.42408G	6.50592G	77.001M	6.426379G	6.503381G	Inf	4

802.11ax HEW80_Nss1,(MCS0)_4TX EBW

6545MHz Straddle 6.425-6.525GHz

20/01/2022

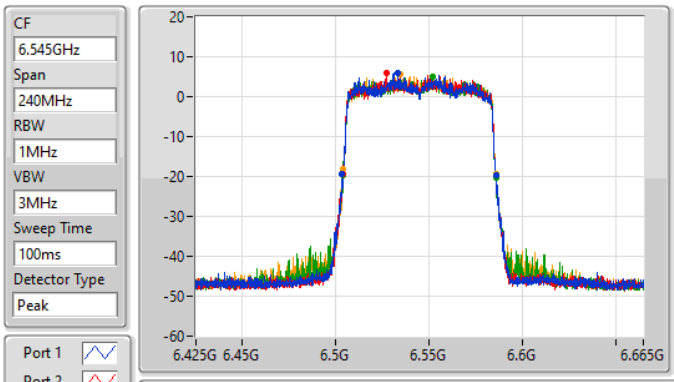

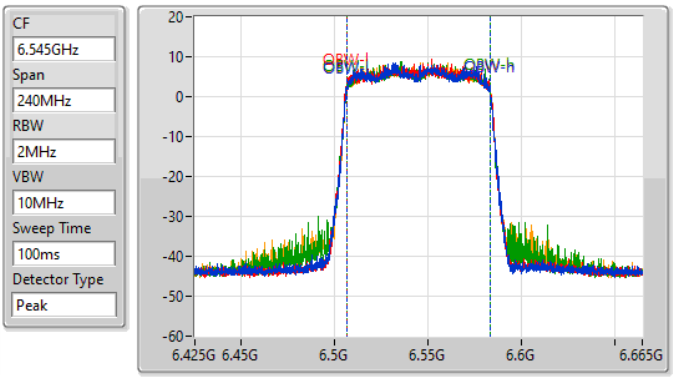

26dB(Hz)	Fl-26dB(Hz)	Fh-26dB(Hz)	OBW(Hz)	Fl-OBW(Hz)	Fh-OBW(Hz)	Limit(Hz)	Port
82.44M	6.50336G	6.5858G	77.121M	6.506259G	6.583381G	Inf	1
81.96M	6.50384G	6.5858G	77.241M	6.506259G	6.583501G	Inf	2
82.08M	6.50396G	6.58604G	77.001M	6.506379G	6.583381G	Inf	3
81.72M	6.50408G	6.5858G	77.121M	6.506379G	6.583501G	Inf	4

802.11ax HEW80_Nss1,(MCS0)_4TX EBW

6625MHz

20/01/2022

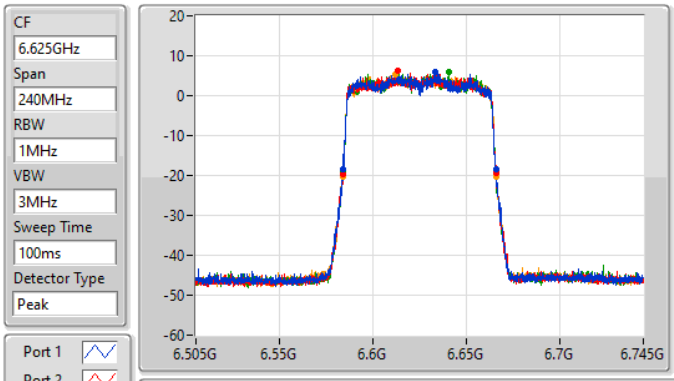

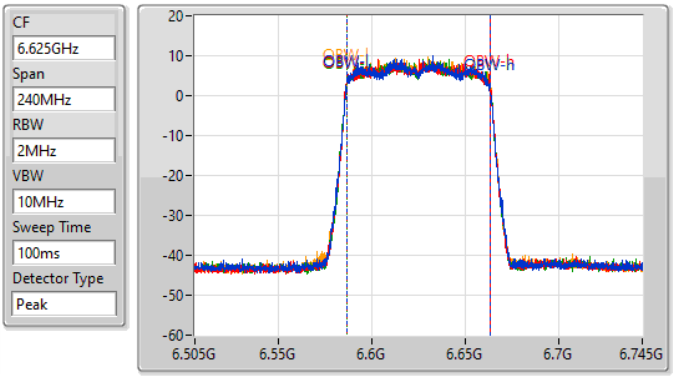

26dB(Hz)	Fl-26dB(Hz)	Fh-26dB(Hz)	OBW(Hz)	Fl-OBW(Hz)	Fh-OBW(Hz)	Limit(Hz)	Port
81.84M	6.58396G	6.6658G	77.001M	6.586259G	6.663261G	Inf	1
82.32M	6.58384G	6.66616G	77.121M	6.586259G	6.663381G	Inf	2
81.84M	6.58396G	6.6658G	77.241M	6.586259G	6.663501G	Inf	3
82.68M	6.5836G	6.66628G	77.001M	6.586379G	6.663381G	Inf	4

802.11ax HEW80_Nss1,(MCS0)_4TX EBW

6705MHz

20/01/2022

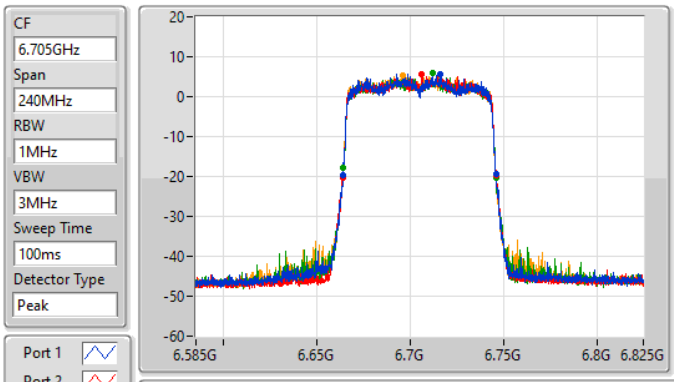

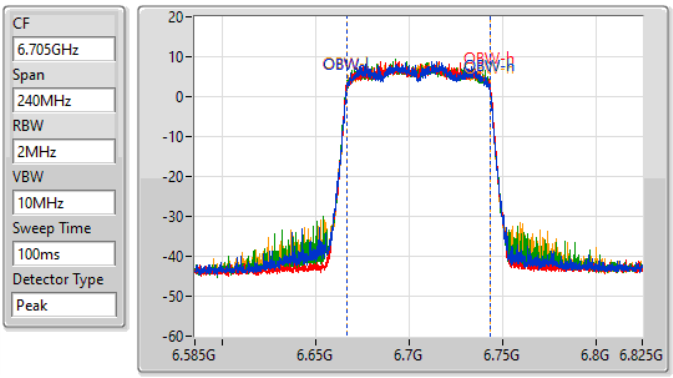

26dB(Hz)	Fl-26dB(Hz)	Fh-26dB(Hz)	OBW(Hz)	Fl-OBW(Hz)	Fh-OBW(Hz)	Limit(Hz)	Port
82.2M	6.66372G	6.74592G	76.882M	6.666379G	6.743261G	Inf	1
82.32M	6.6636G	6.74592G	77.121M	6.666259G	6.743381G	Inf	2
81.96M	6.66384G	6.7458G	77.001M	6.666379G	6.743381G	Inf	3
82.32M	6.66372G	6.74604G	77.001M	6.666379G	6.743381G	Inf	4

802.11ax HEW80_Nss1,(MCS0)_4TX EBW

6785MHz

20/01/2022

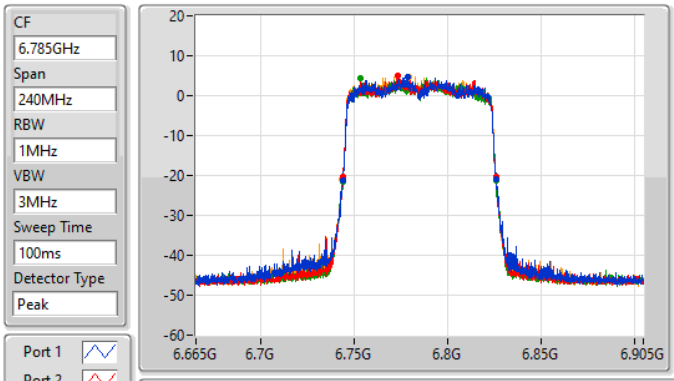

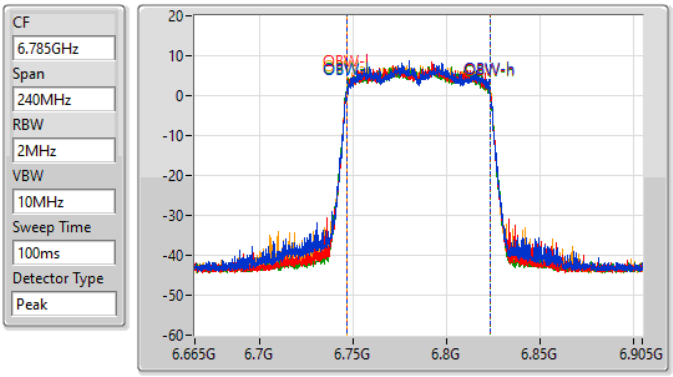

26dB(Hz)	Fl-26dB(Hz)	Fh-26dB(Hz)	OBW(Hz)	Fl-OBW(Hz)	Fh-OBW(Hz)	Limit(Hz)	Port
82.68M	6.74372G	6.8264G	76.882M	6.746379G	6.823261G	Inf	1
81.96M	6.74384G	6.8258G	77.001M	6.746379G	6.823381G	Inf	2
82.2M	6.74372G	6.82592G	77.121M	6.746259G	6.823381G	Inf	3
82.44M	6.74348G	6.82592G	77.121M	6.746259G	6.823381G	Inf	4

802.11ax HEW80_Nss1,(MCS0)_4TX EBW

6865MHz Straddle 6.525-6.875GHz

20/01/2022

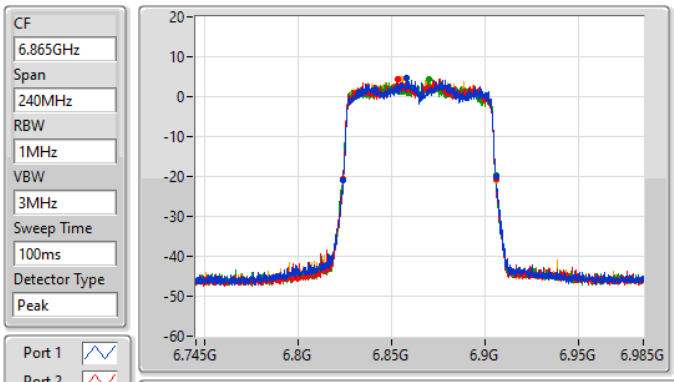

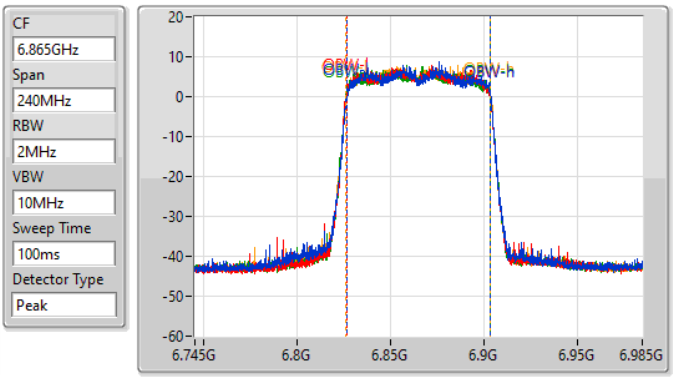

26dB(Hz)	Fl-26dB(Hz)	Fh-26dB(Hz)	OBW(Hz)	Fl-OBW(Hz)	Fh-OBW(Hz)	Limit(Hz)	Port
81.96M	6.82396G	6.90592G	76.762M	6.826619G	6.903381G	Inf	1
82.08M	6.82372G	6.9058G	76.882M	6.826379G	6.903261G	Inf	2
82.44M	6.8236G	6.90604G	77.121M	6.826259G	6.903381G	Inf	3
82.32M	6.82372G	6.90604G	77.241M	6.826139G	6.903381G	Inf	4

802.11ax HEW80_Nss1,(MCS0)_4TX EBW

6945MHz

20/01/2022

CF 6.945GHz
Span 240MHz
RBW 1MHz
VBW 3MHz
Sweep Time 100ms
Detector Type Peak

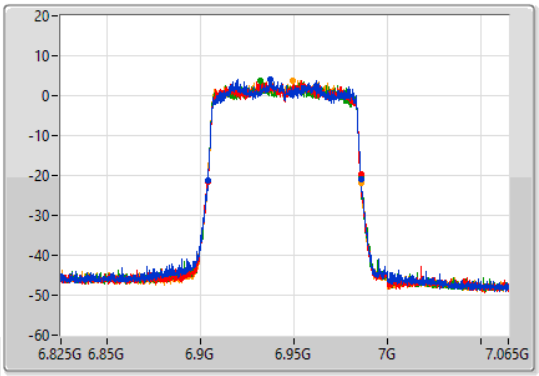

CF 6.945GHz
Span 240MHz
RBW 2MHz
VBW 10MHz
Sweep Time 100ms
Detector Type Peak

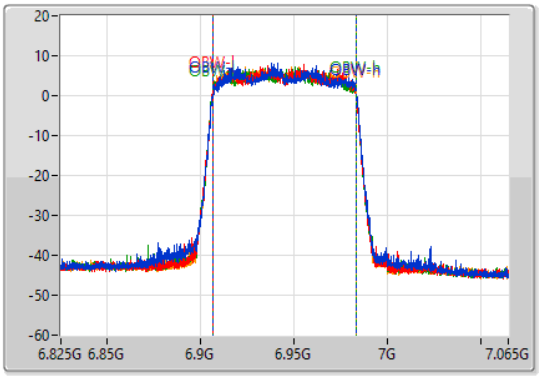

Port 1
Port 2
Port 3
Port 4

26dB(Hz)	Fl-26dB(Hz)	Fh-26dB(Hz)	OBW(Hz)	Fl-OBW(Hz)	Fh-OBW(Hz)	Limit(Hz)	Port
82.08M	6.90396G	6.98604G	77.121M	6.906379G	6.983501G	Inf	1
82.2M	6.9036G	6.9858G	76.882M	6.906379G	6.983261G	Inf	2
82.32M	6.90372G	6.98604G	77.241M	6.906259G	6.983501G	Inf	3
82.32M	6.90372G	6.98604G	77.121M	6.906259G	6.983381G	Inf	4

802.11ax HEW80_Nss1,(MCS0)_4TX EBW

7025MHz

20/01/2022

CF 7.025GHz
Span 240MHz
RBW 1MHz
VBW 3MHz
Sweep Time 100ms
Detector Type Peak

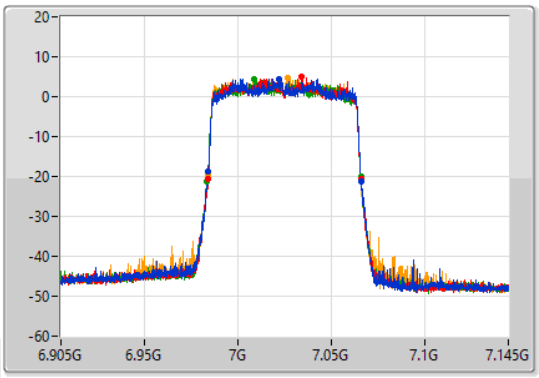

CF 7.025GHz
Span 240MHz
RBW 2MHz
VBW 10MHz
Sweep Time 100ms
Detector Type Peak

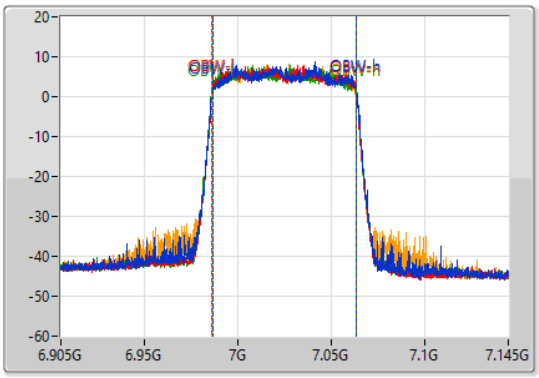

Port 1
Port 2
Port 3
Port 4

26dB(Hz)	Fl-26dB(Hz)	Fh-26dB(Hz)	OBW(Hz)	Fl-OBW(Hz)	Fh-OBW(Hz)	Limit(Hz)	Port
82.32M	6.98372G	7.06604G	77.241M	6.986259G	7.063501G	Inf	1
82.2M	6.98372G	7.06592G	77.121M	6.986259G	7.063381G	Inf	2
82.56M	6.98324G	7.0658G	77.481M	6.986019G	7.063501G	Inf	3
82.44M	6.98384G	7.06628G	77.241M	6.986139G	7.063381G	Inf	4

802.11ax HEW160_Nss1,(MCS0)_4TX EBW

6025MHz

20/01/2022

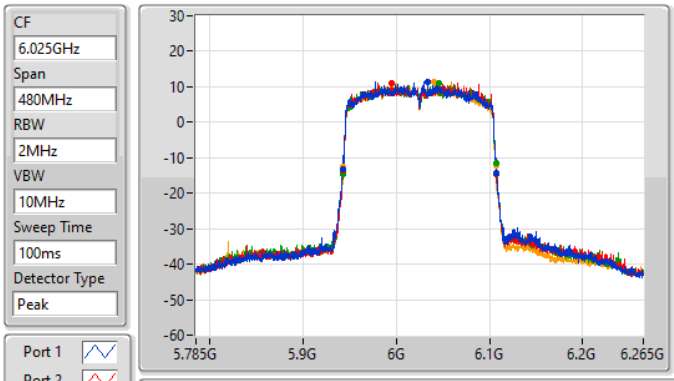

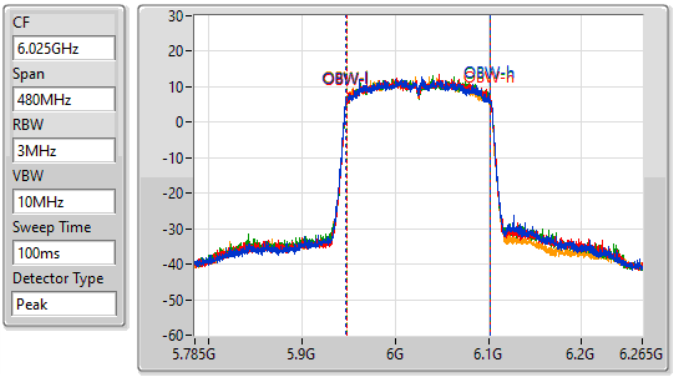

26dB(Hz)	Fl-26dB(Hz)	Fh-26dB(Hz)	OBW(Hz)	Fl-OBW(Hz)	Fh-OBW(Hz)	Limit(Hz)	Port
165.12M	5.9422G	6.10732G	155.202M	5.947279G	6.102481G	Inf	1
164.64M	5.94268G	6.10732G	154.963M	5.947519G	6.102481G	Inf	2
164.16M	5.94268G	6.10684G	154.963M	5.947519G	6.102481G	Inf	3
164.4M	5.94268G	6.10708G	154.483M	5.947519G	6.102001G	Inf	4

802.11ax HEW160_Nss1,(MCS0)_4TX EBW

6185MHz

20/01/2022

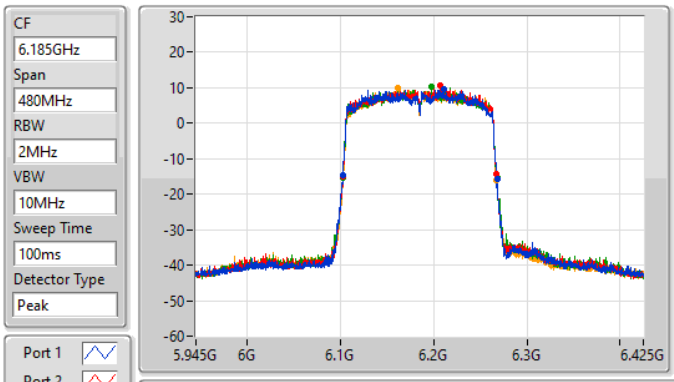

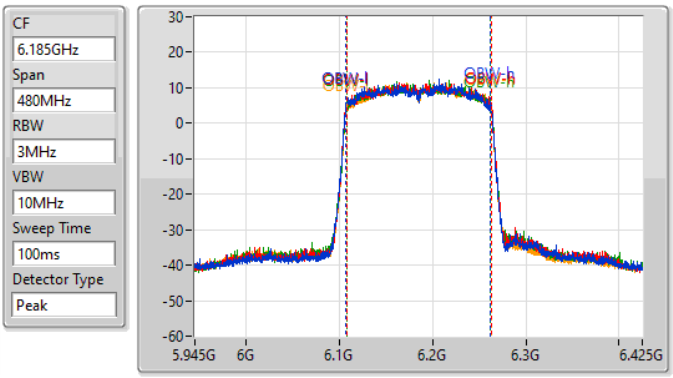

26dB(Hz)	Fl-26dB(Hz)	Fh-26dB(Hz)	OBW(Hz)	Fl-OBW(Hz)	Fh-OBW(Hz)	Limit(Hz)	Port
165.6M	6.10244G	6.26804G	155.202M	6.107279G	6.262481G	Inf	1
164.64M	6.10244G	6.26708G	155.202M	6.107519G	6.262721G	Inf	2
165.6M	6.10244G	6.26804G	154.723M	6.107759G	6.262481G	Inf	3
164.64M	6.10268G	6.26732G	154.723M	6.107999G	6.262721G	Inf	4

802.11ax HEW160_Nss1,(MCS0)_4TX EBW

6345MHz

20/01/2022

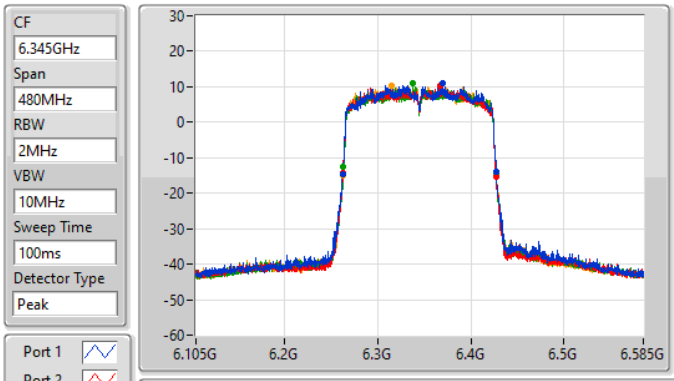

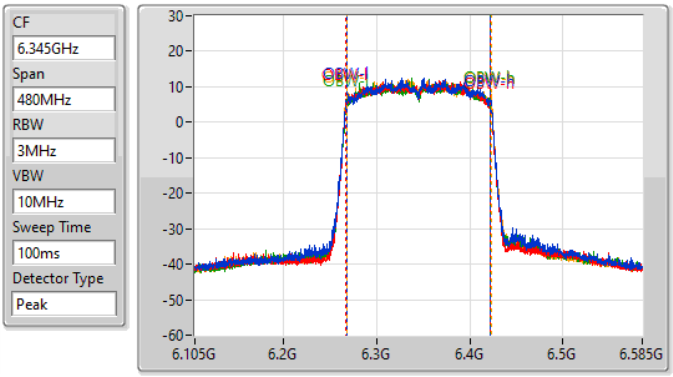

26dB(Hz)	Fl-26dB(Hz)	Fh-26dB(Hz)	OBW(Hz)	Fl-OBW(Hz)	Fh-OBW(Hz)	Limit(Hz)	Port
164.88M	6.2622G	6.42708G	154.723M	6.267519G	6.422241G	Inf	1
164.4M	6.26268G	6.42708G	154.723M	6.267279G	6.422001G	Inf	2
164.4M	6.26316G	6.42756G	154.723M	6.267519G	6.422241G	Inf	3
164.64M	6.26268G	6.42732G	155.202M	6.267519G	6.422721G	Inf	4

802.11ax HEW160_Nss1,(MCS0)_4TX EBW

6505MHz Straddle 6.425-6.525GHz

20/01/2022

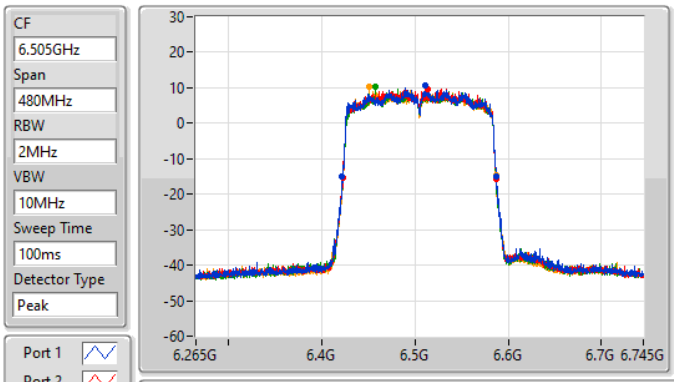

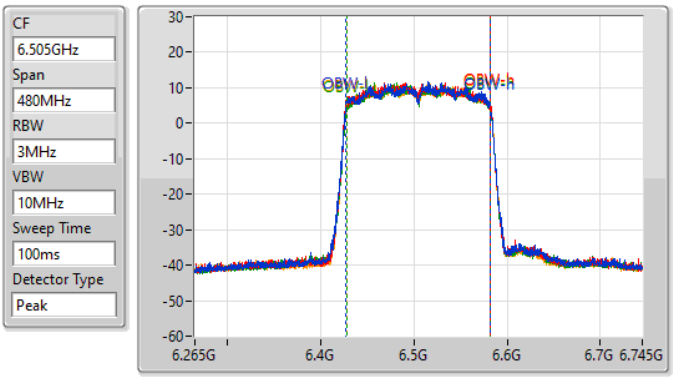

26dB(Hz)	Fl-26dB(Hz)	Fh-26dB(Hz)	OBW(Hz)	Fl-OBW(Hz)	Fh-OBW(Hz)	Limit(Hz)	Port
165.36M	6.42196G	6.58732G	154.723M	6.427279G	6.582001G	Inf	1
164.64M	6.42244G	6.58708G	154.963M	6.427039G	6.582001G	Inf	2
163.92M	6.42316G	6.58708G	154.243M	6.427759G	6.582001G	Inf	3
164.16M	6.42268G	6.58684G	154.483M	6.427759G	6.582241G	Inf	4

802.11ax HEW160_Nss1,(MCS0)_4TX EBW

6665MHz

20/01/2022

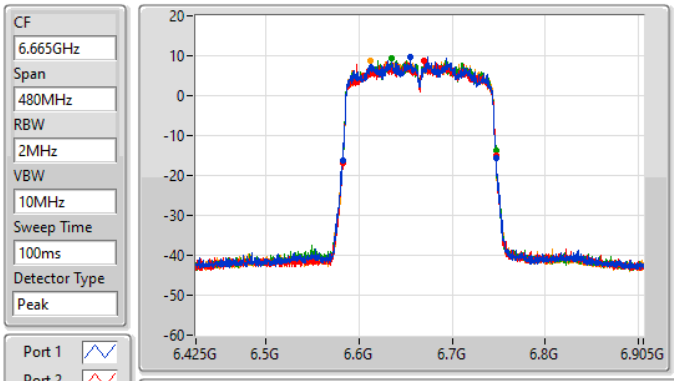

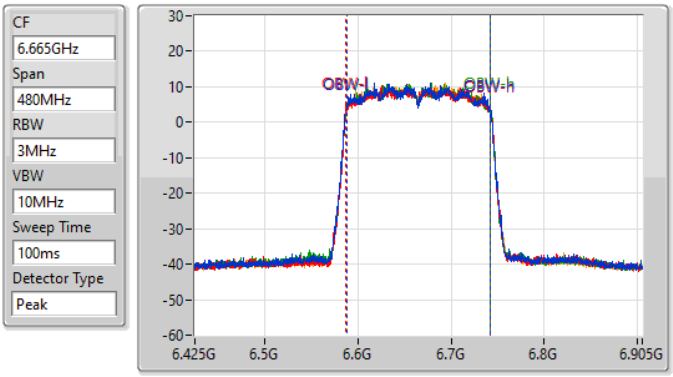

26dB(Hz)	Fl-26dB(Hz)	Fh-26dB(Hz)	OBW(Hz)	Fl-OBW(Hz)	Fh-OBW(Hz)	Limit(Hz)	Port
164.16M	6.58268G	6.74684G	154.243M	6.587519G	6.741762G	Inf	1
164.16M	6.58244G	6.7466G	154.723M	6.587279G	6.742001G	Inf	2
164.16M	6.58244G	6.7466G	154.483M	6.587519G	6.742001G	Inf	3
164.88M	6.5822G	6.74708G	154.483M	6.587519G	6.742001G	Inf	4

802.11ax HEW160_Nss1,(MCS0)_4TX EBW

6825MHz Straddle 6.525-6.875GHz

20/01/2022

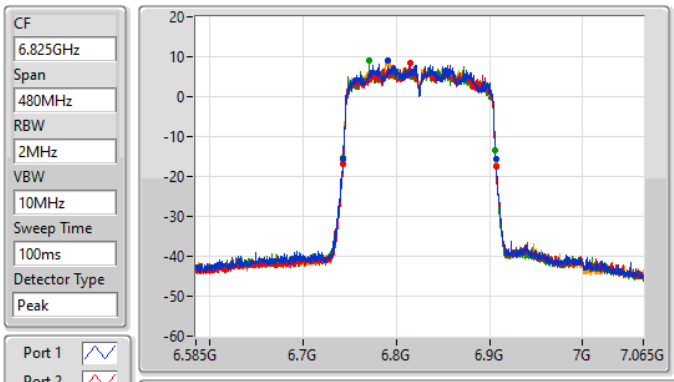

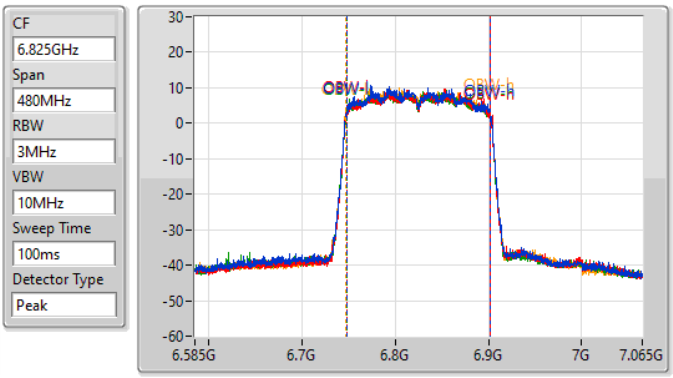

26dB(Hz)	Fl-26dB(Hz)	Fh-26dB(Hz)	OBW(Hz)	Fl-OBW(Hz)	Fh-OBW(Hz)	Limit(Hz)	Port
164.4M	6.74244G	6.90684G	154.243M	6.747759G	6.902001G	Inf	1
163.92M	6.74292G	6.90684G	154.483M	6.747519G	6.902001G	Inf	2
163.44M	6.74292G	6.90636G	154.483M	6.747519G	6.902001G	Inf	3
165.12M	6.74244G	6.90756G	154.483M	6.747279G	6.901762G	Inf	4

802.11ax HEW160_Nss1,(MCS0)_4TX EBW

6985MHz

20/01/2022

CF 6.985GHz
Span 480MHz
RBW 2MHz
VBW 10MHz
Sweep Time 100ms
Detector Type Peak

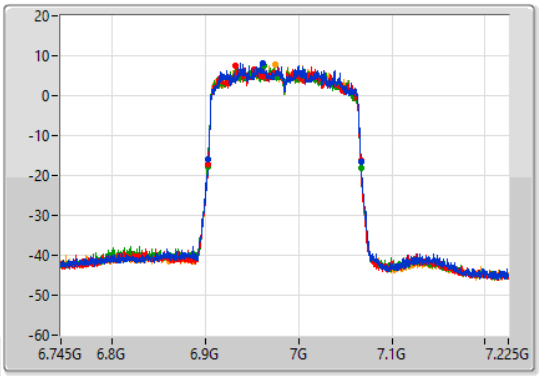

CF 6.985GHz
Span 480MHz
RBW 3MHz
VBW 10MHz
Sweep Time 100ms
Detector Type Peak

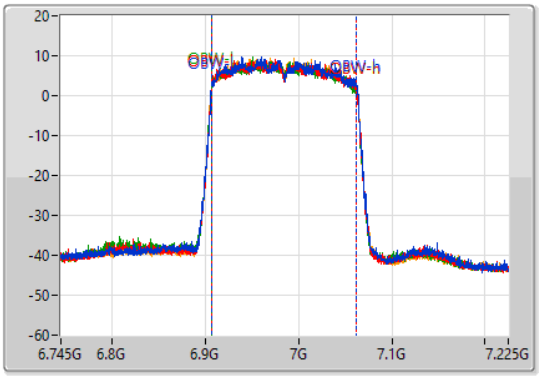

Port 1
Port 2
Port 3
Port 4

26dB(Hz)	Fl-26dB(Hz)	Fh-26dB(Hz)	OBW(Hz)	Fl-OBW(Hz)	Fh-OBW(Hz)	Limit(Hz)	Port
164.16M	6.90268G	7.06684G	154.963M	6.907279G	7.062241G	Inf	1
164.16M	6.90244G	7.0666G	154.483M	6.907279G	7.061762G	Inf	2
165.12M	6.9022G	7.06732G	154.963M	6.907039G	7.062001G	Inf	3
164.4M	6.90244G	7.06684G	154.723M	6.907039G	7.061762G	Inf	4

Summary

Mode	Max-N dB (Hz)	Max-OBW (Hz)	ITU-Code	Min-N dB (Hz)	Min-OBW (Hz)
5.925-6.425GHz	-	-	-	-	-
802.11ax HEW20-BF_Nss1,(MCS0)_4TX	22.17M	19.2M	19M2D1D	20.97M	19.05M
802.11ax HEW40-BF_Nss1,(MCS0)_4TX	43.62M	38.04M	38M0D1D	40.5M	37.74M
802.11ax HEW80-BF_Nss1,(MCS0)_4TX	97.08M	78.6M	78M6D1D	82.44M	77.52M
802.11ax HEW160-BF_Nss1,(MCS0)_4TX	269.04M	155.76M	156MD1D	166.56M	154.56M
6.425-6.525GHz	-	-	-	-	-
802.11ax HEW20-BF_Nss1,(MCS0)_4TX	22.11M	19.2M	19M2D1D	20.88M	19.08M
802.11ax HEW40-BF_Nss1,(MCS0)_4TX	42.6M	38.04M	38M0D1D	40.56M	37.74M
802.11ax HEW80-BF_Nss1,(MCS0)_4TX	93.72M	78M	78M0D1D	81.24M	77.52M
802.11ax HEW160-BF_Nss1,(MCS0)_4TX	202.56M	156.72M	157MD1D	165.84M	154.32M
6.525-6.875GHz	-	-	-	-	-
802.11ax HEW20-BF_Nss1,(MCS0)_4TX	22.11M	19.17M	19M2D1D	20.52M	19.05M
802.11ax HEW40-BF_Nss1,(MCS0)_4TX	43.38M	38.04M	38M0D1D	40.44M	37.38M
802.11ax HEW80-BF_Nss1,(MCS0)_4TX	96.6M	79.2M	79M2D1D	81.24M	76.32M
802.11ax HEW160-BF_Nss1,(MCS0)_4TX	234.96M	156.24M	156MD1D	166.32M	154.8M
6.875-7.125GHz	-	-	-	-	-
802.11ax HEW20-BF_Nss1,(MCS0)_4TX	22.2M	19.2M	19M2D1D	20.82M	19.05M
802.11ax HEW40-BF_Nss1,(MCS0)_4TX	42.9M	38.04M	38M0D1D	40.92M	37.56M
802.11ax HEW80-BF_Nss1,(MCS0)_4TX	84.72M	79.92M	79M9D1D	82.2M	77.52M
802.11ax HEW160-BF_Nss1,(MCS0)_4TX	169.44M	156.24M	156MD1D	166.32M	155.52M

Max-N dB = Maximum 6dB down bandwidth for 5.725-5.85GHz band / Maximum 26dB down bandwidth for other band;
Max-OBW = Maximum 99% occupied bandwidth;
Min-N dB = Minimum 6dB down bandwidth for 5.725-5.85GHz band / Maximum 26dB down bandwidth for other band;
Min-OBW = Minimum 99% occupied bandwidth

Port X-N dB = Port X 6dB down bandwidth for 5.725-5.85GHz band / 26dB down bandwidth for other band
Port X-OBW = Port X 99% occupied bandwidth

802.11ax HEW20-BF_Nss1,(MCS0)_4TX EBW

5955MHz

16/03/2022

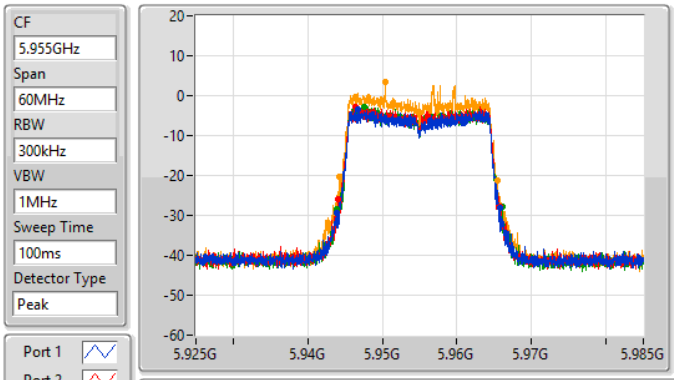

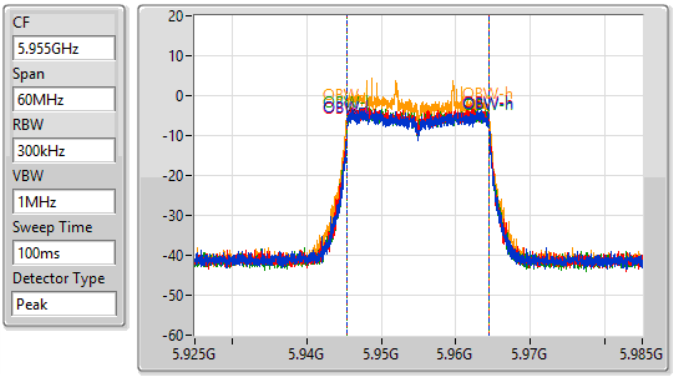

26dB(Hz)	Fl-26dB(Hz)	Fh-26dB(Hz)	OBW(Hz)	Fl-OBW(Hz)	Fh-OBW(Hz)	Limit(Hz)	Port
21.99M	5.94381G	5.9658G	19.14M	5.94537G	5.96451G	Inf	1
21.69M	5.94411G	5.9658G	19.14M	5.94537G	5.96451G	Inf	2
22.17M	5.94396G	5.96613G	19.11M	5.9454G	5.96451G	Inf	3
21.24M	5.94423G	5.96547G	19.11M	5.94537G	5.96448G	Inf	4

802.11ax HEW20-BF_Nss1,(MCS0)_4TX EBW

6175MHz

16/03/2022

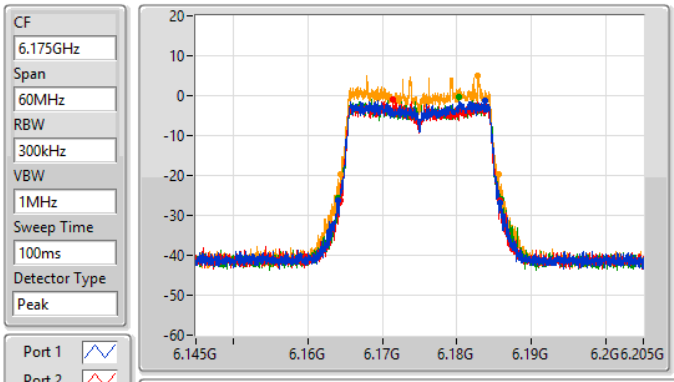

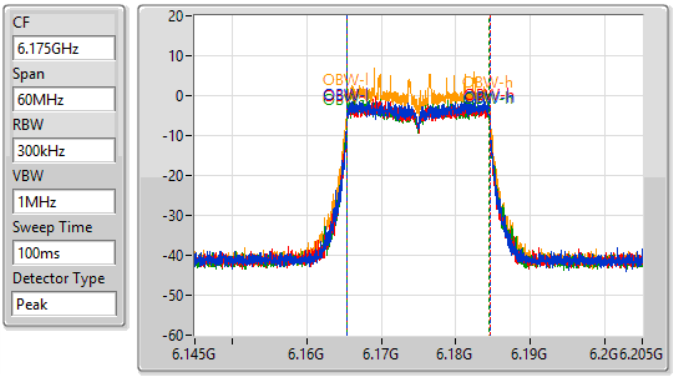

26dB(Hz)	Fl-26dB(Hz)	Fh-26dB(Hz)	OBW(Hz)	Fl-OBW(Hz)	Fh-OBW(Hz)	Limit(Hz)	Port
21.87M	6.16399G	6.18586G	19.14M	6.1654G	6.18454G	Inf	1
21.39M	6.16432G	6.18571G	19.14M	6.1654G	6.18454G	Inf	2
21.87M	6.16405G	6.18592G	19.14M	6.16537G	6.18451G	Inf	3
21.21M	6.16435G	6.18556G	19.08M	6.1654G	6.18448G	Inf	4

802.11ax HEW20-BF_Nss1,(MCS0)_4TX EBW

6415MHz

16/03/2022

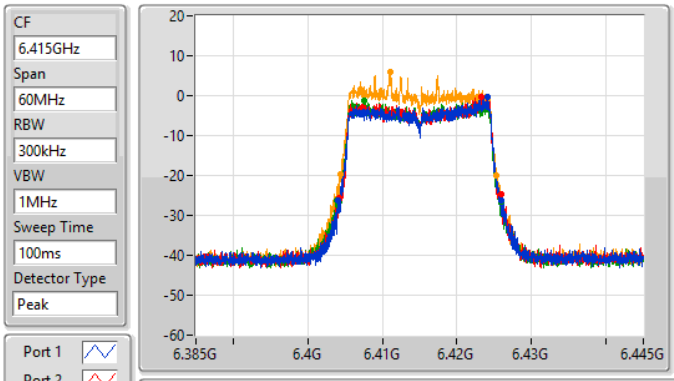

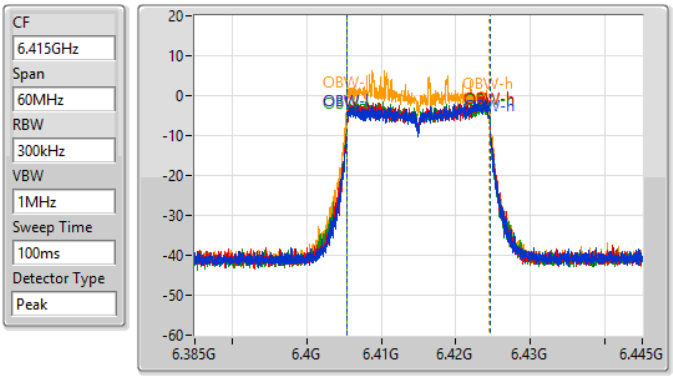

26dB(Hz)	Fl-26dB(Hz)	Fh-26dB(Hz)	OBW(Hz)	Fl-OBW(Hz)	Fh-OBW(Hz)	Limit(Hz)	Port
21.9M	6.40408G	6.42598G	19.2M	6.4054G	6.4246G	Inf	1
21.81M	6.40417G	6.42598G	19.2M	6.4054G	6.4246G	Inf	2
22.02M	6.40393G	6.42595G	19.17M	6.40537G	6.42454G	Inf	3
20.97M	6.40435G	6.42532G	19.05M	6.4054G	6.42445G	Inf	4

802.11ax HEW20-BF_Nss1,(MCS0)_4TX EBW

6435MHz

16/03/2022

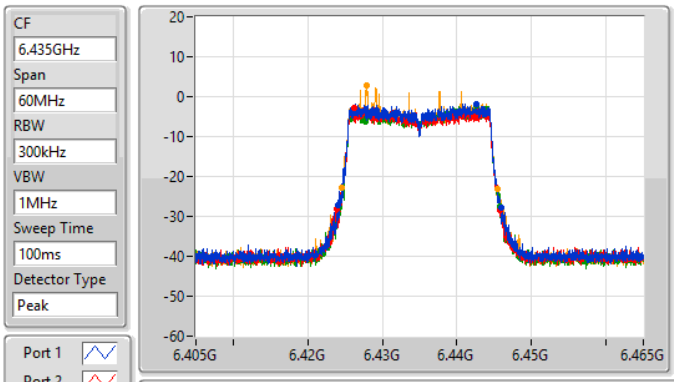

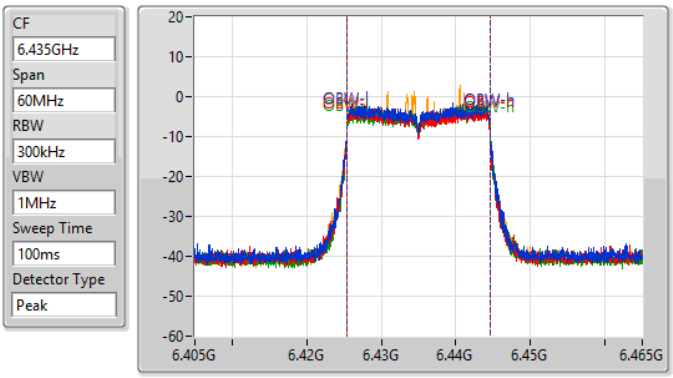

26dB(Hz)	Fl-26dB(Hz)	Fh-26dB(Hz)	OBW(Hz)	Fl-OBW(Hz)	Fh-OBW(Hz)	Limit(Hz)	Port
21.87M	6.42408G	6.44595G	19.11M	6.42543G	6.44454G	Inf	1
21.9M	6.42396G	6.44586G	19.14M	6.4254G	6.44454G	Inf	2
21.69M	6.42417G	6.44586G	19.14M	6.42543G	6.44457G	Inf	3
20.88M	6.42459G	6.44547G	19.08M	6.42546G	6.44454G	Inf	4

802.11ax HEW20-BF_Nss1,(MCS0)_4TX EBW

6475MHz

16/03/2022

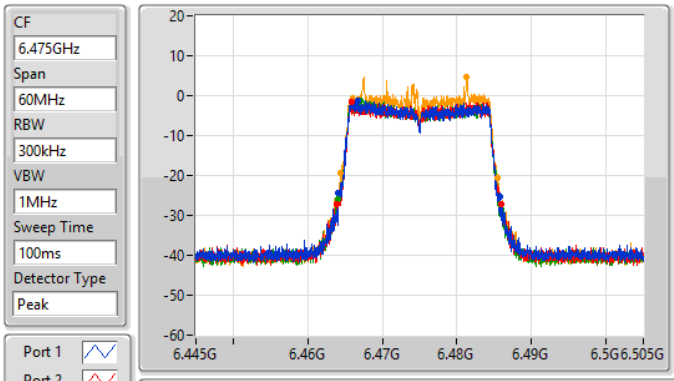

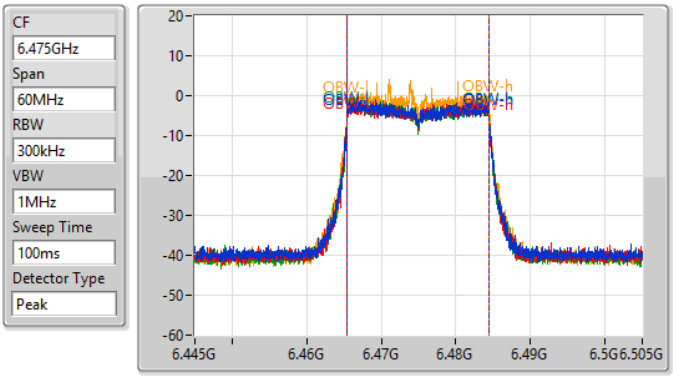

26dB(Hz)	Fl-26dB(Hz)	Fh-26dB(Hz)	OBW(Hz)	Fl-OBW(Hz)	Fh-OBW(Hz)	Limit(Hz)	Port
21.81M	6.46405G	6.48586G	19.11M	6.4654G	6.48451G	Inf	1
22.02M	6.46396G	6.48598G	19.14M	6.46537G	6.48451G	Inf	2
21.78M	6.46408G	6.48586G	19.14M	6.46537G	6.48451G	Inf	3
21M	6.46444G	6.48544G	19.11M	6.4654G	6.48451G	Inf	4

802.11ax HEW20-BF_Nss1,(MCS0)_4TX EBW

6515MHz

16/03/2022

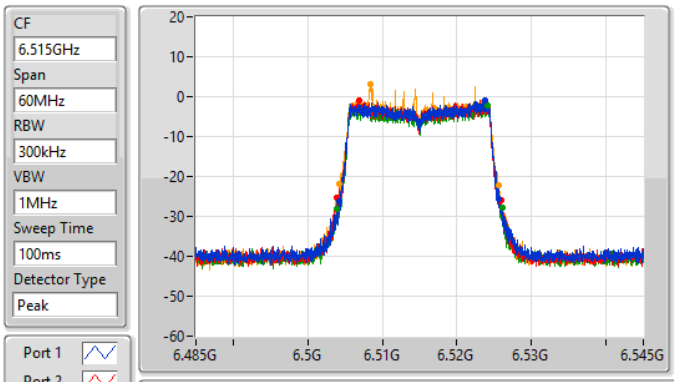

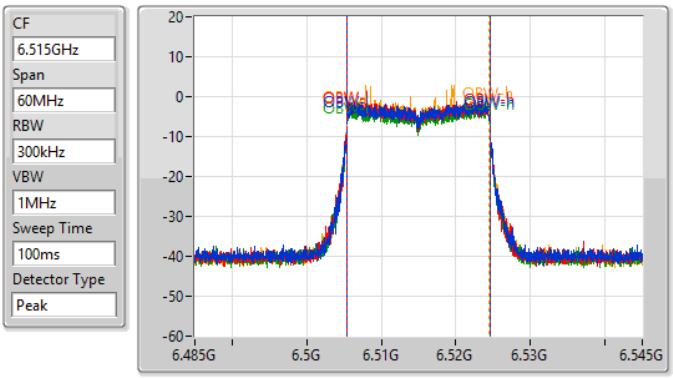

26dB(Hz)	Fl-26dB(Hz)	Fh-26dB(Hz)	OBW(Hz)	Fl-OBW(Hz)	Fh-OBW(Hz)	Limit(Hz)	Port
21.39M	6.50429G	6.52568G	19.14M	6.5054G	6.52454G	Inf	1
21.93M	6.50396G	6.52589G	19.14M	6.5054G	6.52454G	Inf	2
22.11M	6.50393G	6.52604G	19.2M	6.50537G	6.52457G	Inf	3
21.27M	6.50429G	6.52556G	19.11M	6.5054G	6.52451G	Inf	4

802.11ax HEW20-BF_Nss1,(MCS0)_4TX EBW

6535MHz

16/03/2022

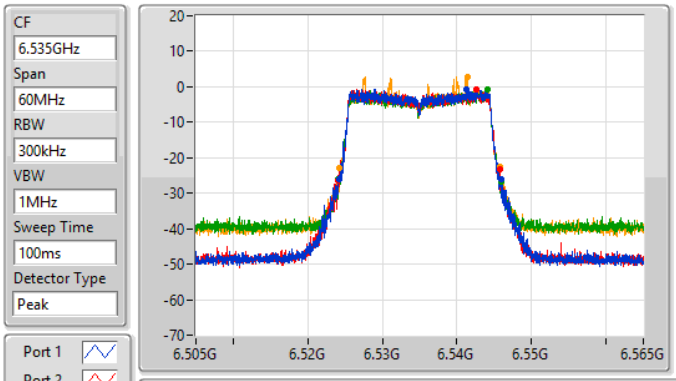

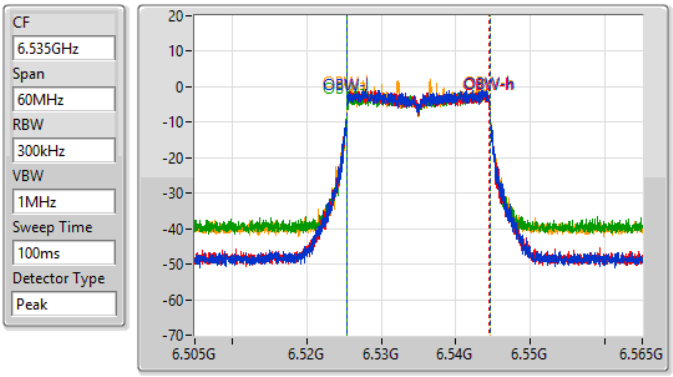

26dB(Hz)	Fl-26dB(Hz)	Fh-26dB(Hz)	OBW(Hz)	Fl-OBW(Hz)	Fh-OBW(Hz)	Limit(Hz)	Port
21.81M	6.52414G	6.54595G	19.14M	6.5254G	6.54454G	Inf	1
21.69M	6.52408G	6.54577G	19.11M	6.5254G	6.54451G	Inf	2
21.9M	6.52405G	6.54595G	19.14M	6.5254G	6.54454G	Inf	3
21.45M	6.52426G	6.54571G	19.11M	6.52543G	6.54454G	Inf	4

802.11ax HEW20-BF_Nss1,(MCS0)_4TX EBW

6695MHz

16/03/2022

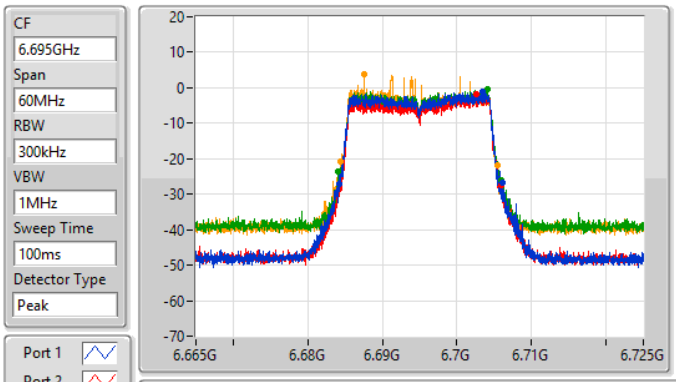

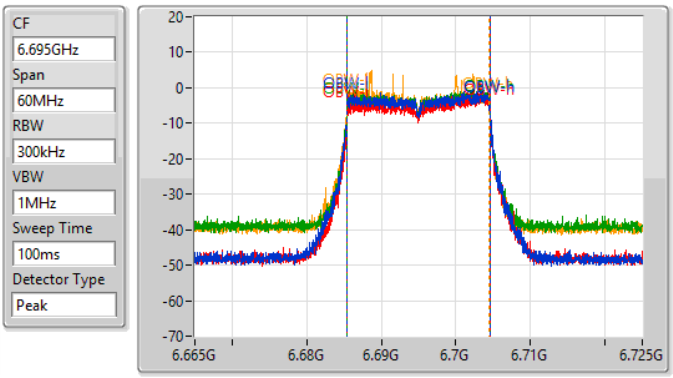

26dB(Hz)	Fl-26dB(Hz)	Fh-26dB(Hz)	OBW(Hz)	Fl-OBW(Hz)	Fh-OBW(Hz)	Limit(Hz)	Port
21.99M	6.68417G	6.70616G	19.11M	6.68543G	6.70454G	Inf	1
21.6M	6.68429G	6.70589G	19.11M	6.68546G	6.70457G	Inf	2
21.93M	6.68405G	6.70598G	19.17M	6.6854G	6.70457G	Inf	3
20.91M	6.68447G	6.70538G	19.05M	6.6854G	6.70445G	Inf	4

802.11ax HEW20-BF_Nss1,(MCS0)_4TX EBW

6855MHz

16/03/2022

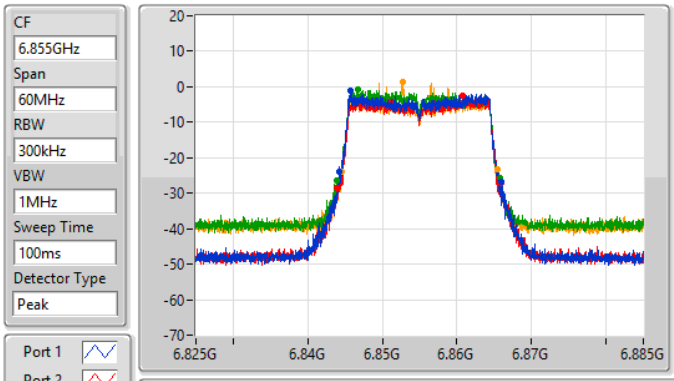

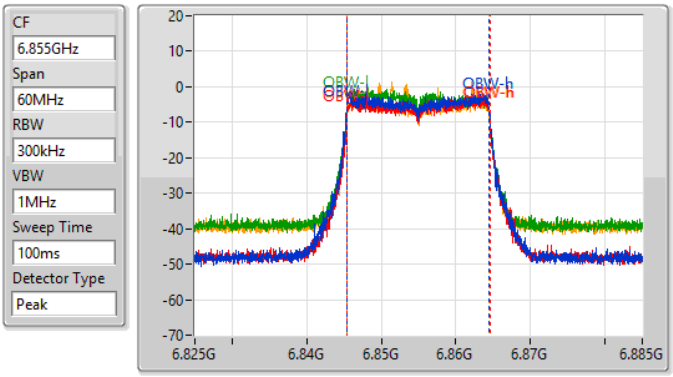

26dB(Hz)	Fl-26dB(Hz)	Fh-26dB(Hz)	OBW(Hz)	Fl-OBW(Hz)	Fh-OBW(Hz)	Limit(Hz)	Port
21.78M	6.84414G	6.86592G	19.17M	6.84534G	6.86451G	Inf	1
22.02M	6.8439G	6.86592G	19.14M	6.8454G	6.86454G	Inf	2
21.78M	6.84393G	6.86571G	19.11M	6.84537G	6.86448G	Inf	3
20.94M	6.8445G	6.86544G	19.11M	6.8454G	6.86451G	Inf	4

802.11ax HEW20-BF_Nss1,(MCS0)_4TX EBW

6875MHz Straddle 6.525-6.875GHz

16/03/2022

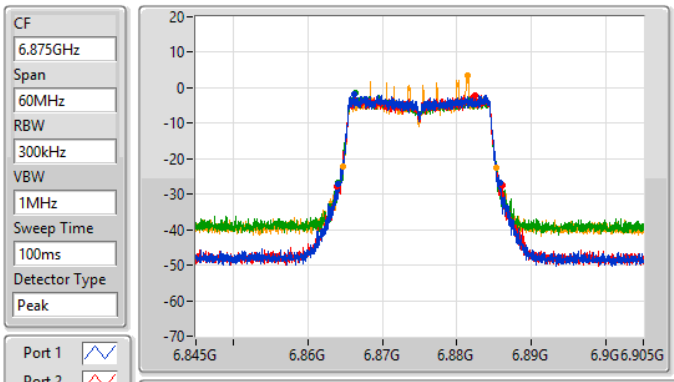

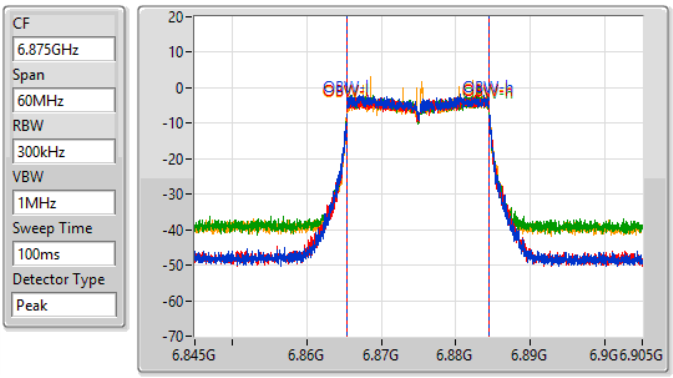

26dB(Hz)	Fl-26dB(Hz)	Fh-26dB(Hz)	OBW(Hz)	Fl-OBW(Hz)	Fh-OBW(Hz)	Limit(Hz)	Port
21.78M	6.86405G	6.88583G	19.11M	6.8654G	6.88451G	Inf	1
22.11M	6.86396G	6.88607G	19.11M	6.8654G	6.88451G	Inf	2
22.05M	6.86408G	6.88613G	19.14M	6.86537G	6.88451G	Inf	3
20.52M	6.86468G	6.8852G	19.11M	6.8654G	6.88451G	Inf	4

802.11ax HEW20-BF_Nss1,(MCS0)_4TX EBW

6895MHz

16/03/2022

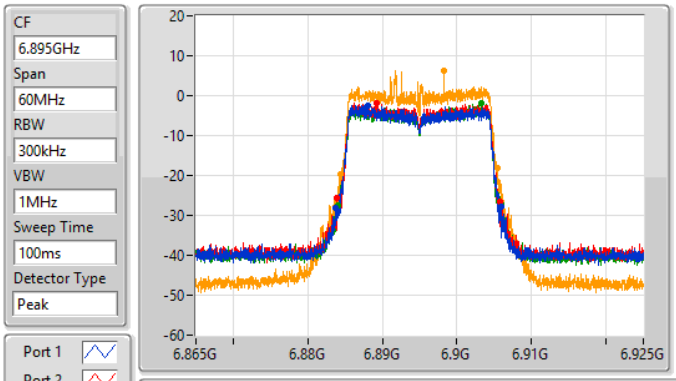

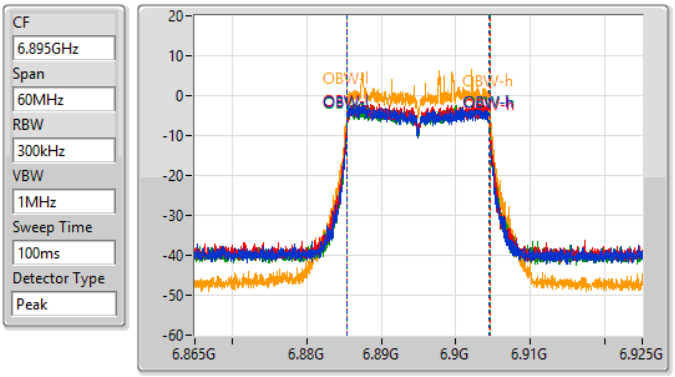

26dB(Hz)	Fl-26dB(Hz)	Fh-26dB(Hz)	OBW(Hz)	Fl-OBW(Hz)	Fh-OBW(Hz)	Limit(Hz)	Port
22.11M	6.88378G	6.90589G	19.14M	6.88537G	6.90451G	Inf	1
21.93M	6.8839G	6.90583G	19.17M	6.88537G	6.90454G	Inf	2
21.78M	6.88411G	6.90589G	19.17M	6.88537G	6.90454G	Inf	3
21.15M	6.88432G	6.90547G	19.08M	6.88543G	6.90451G	Inf	4

802.11ax HEW20-BF_Nss1,(MCS0)_4TX EBW

6995MHz

16/03/2022

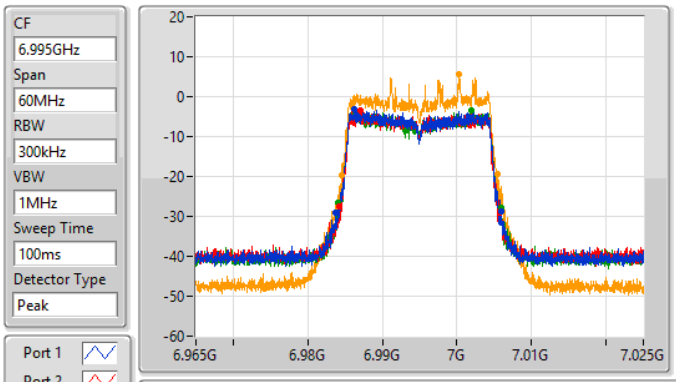

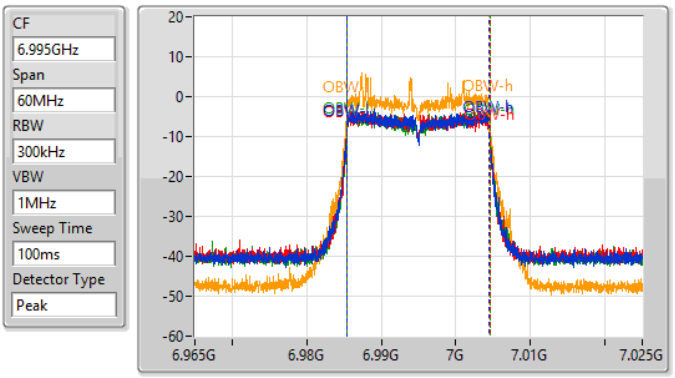

26dB(Hz)	Fl-26dB(Hz)	Fh-26dB(Hz)	OBW(Hz)	Fl-OBW(Hz)	Fh-OBW(Hz)	Limit(Hz)	Port
22.2M	6.98369G	7.00589G	19.14M	6.98537G	7.00451G	Inf	1
21.66M	6.98417G	7.00583G	19.17M	6.98537G	7.00454G	Inf	2
21.96M	6.98399G	7.00595G	19.14M	6.9854G	7.00454G	Inf	3
20.82M	6.98456G	7.00538G	19.08M	6.9854G	7.00448G	Inf	4

802.11ax HEW20-BF_Nss1,(MCS0)_4TX EBW

7095MHz

16/03/2022

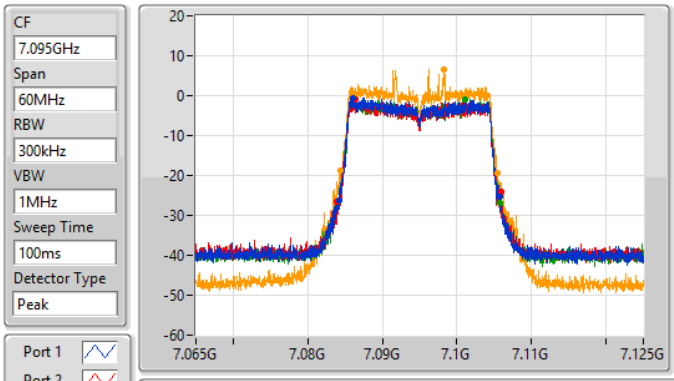

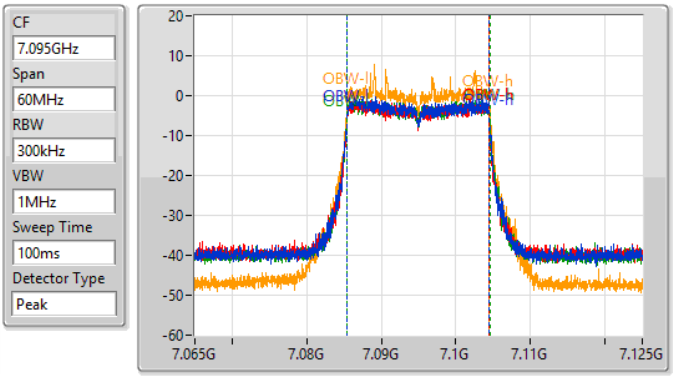

26dB(Hz)	Fl-26dB(Hz)	Fh-26dB(Hz)	OBW(Hz)	Fl-OBW(Hz)	Fh-OBW(Hz)	Limit(Hz)	Port
21.6M	7.08417G	7.10577G	19.14M	7.08537G	7.10451G	Inf	1
22.05M	7.08387G	7.10592G	19.11M	7.08537G	7.10448G	Inf	2
21.87M	7.08399G	7.10586G	19.17M	7.08537G	7.10454G	Inf	3
21M	7.08444G	7.10544G	19.05M	7.08543G	7.10448G	Inf	4

802.11ax HEW20-BF_Nss1,(MCS0)_4TX EBW

7115MHz

16/03/2022

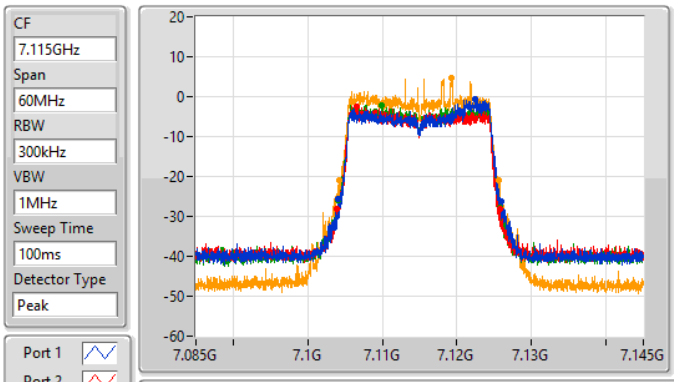

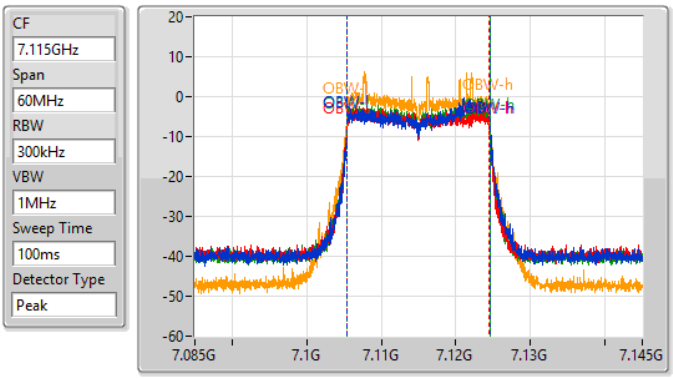

26dB(Hz)	Fl-26dB(Hz)	Fh-26dB(Hz)	OBW(Hz)	Fl-OBW(Hz)	Fh-OBW(Hz)	Limit(Hz)	Port
21.81M	7.10408G	7.12589G	19.2M	7.10543G	7.12463G	Inf	1
21.93M	7.10387G	7.1258G	19.17M	7.10534G	7.12451G	Inf	2
21.81M	7.10399G	7.1258G	19.14M	7.1054G	7.12454G	Inf	3
21.39M	7.10414G	7.12553G	19.05M	7.1054G	7.12445G	Inf	4

802.11ax HEW40-BF_Nss1,(MCS0)_4TX EBW

5965MHz

16/03/2022

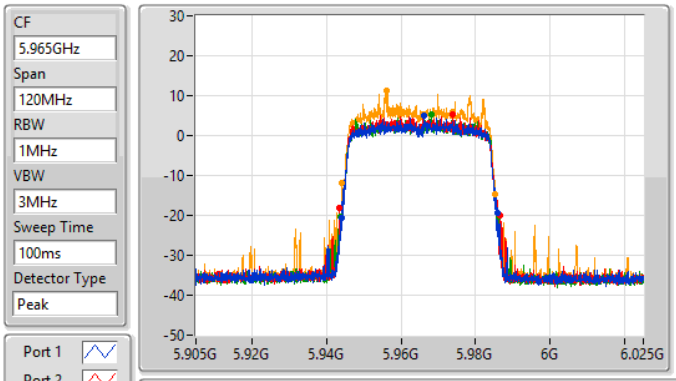

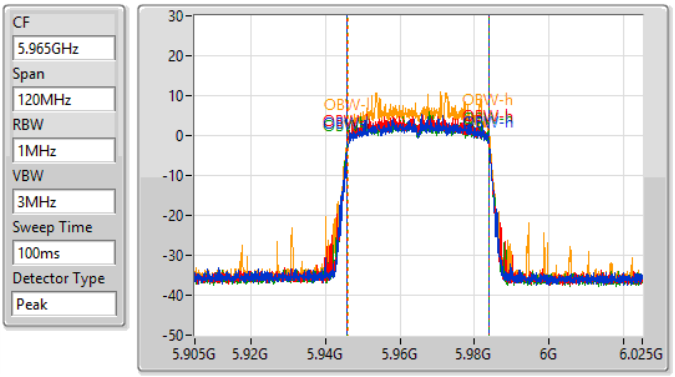

26dB(Hz)	Fl-26dB(Hz)	Fh-26dB(Hz)	OBW(Hz)	Fl-OBW(Hz)	Fh-OBW(Hz)	Limit(Hz)	Port
42M	5.944G	5.986G	37.98M	5.94592G	5.9839G	Inf	1
43.2M	5.9434G	5.9866G	37.92M	5.94592G	5.98384G	Inf	2
42.24M	5.94388G	5.98612G	38.04M	5.94586G	5.9839G	Inf	3
41.1M	5.94412G	5.98522G	37.74M	5.94604G	5.98378G	Inf	4

802.11ax HEW40-BF_Nss1,(MCS0)_4TX EBW

6165MHz

16/03/2022

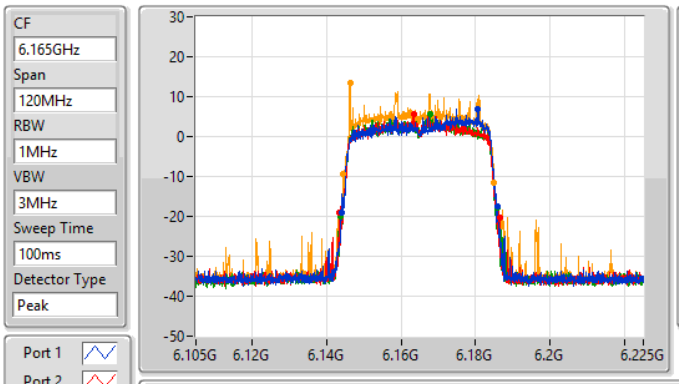

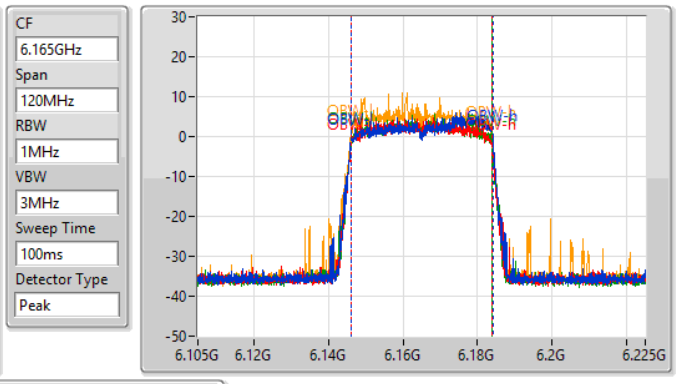

26dB(Hz)	Fl-26dB(Hz)	Fh-26dB(Hz)	OBW(Hz)	Fl-OBW(Hz)	Fh-OBW(Hz)	Limit(Hz)	Port
41.82M	6.144G	6.18582G	38.04M	6.14604G	6.18408G	Inf	1
43.14M	6.14334G	6.18648G	37.86M	6.14604G	6.1839G	Inf	2
42.18M	6.14382G	6.186G	37.92M	6.14598G	6.1839G	Inf	3
40.5M	6.14448G	6.18498G	37.8M	6.14604G	6.18384G	Inf	4

802.11ax HEW40-BF_Nss1,(MCS0)_4TX EBW

6405MHz

16/03/2022

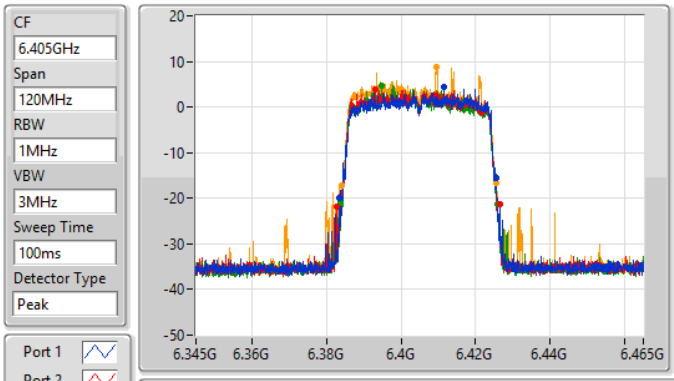

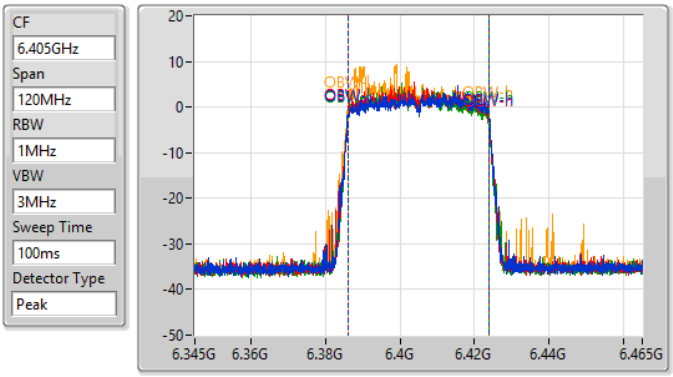

26dB(Hz)	Fl-26dB(Hz)	Fh-26dB(Hz)	OBW(Hz)	Fl-OBW(Hz)	Fh-OBW(Hz)	Limit(Hz)	Port
42.3M	6.3834G	6.4257G	38.04M	6.38598G	6.42402G	Inf	1
43.62M	6.38292G	6.42654G	37.92M	6.38598G	6.4239G	Inf	2
41.82M	6.38394G	6.42576G	37.86M	6.38598G	6.42384G	Inf	3
41.34M	6.38418G	6.42552G	37.74M	6.38598G	6.42372G	Inf	4

802.11ax HEW40-BF_Nss1,(MCS0)_4TX EBW

6445MHz

16/03/2022

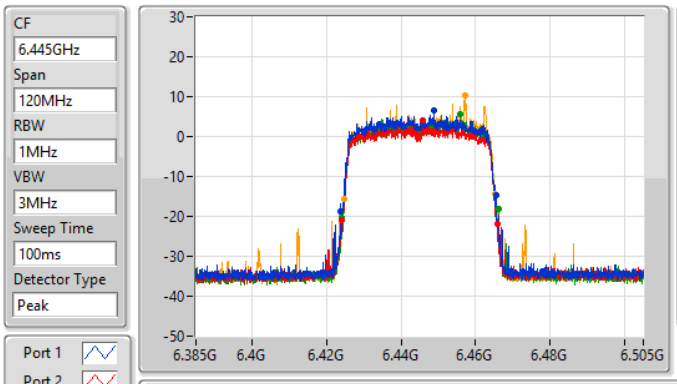

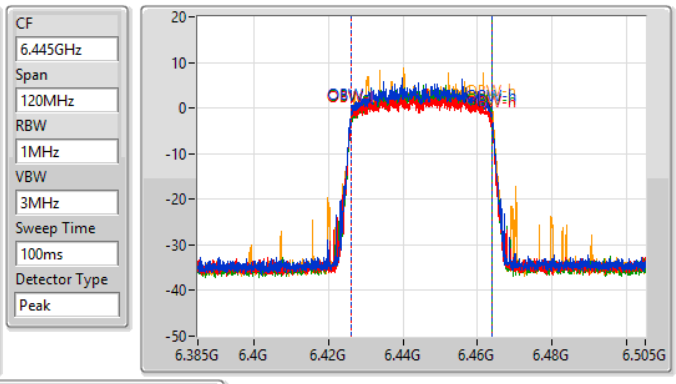

26dB(Hz)	Fl-26dB(Hz)	Fh-26dB(Hz)	OBW(Hz)	Fl-OBW(Hz)	Fh-OBW(Hz)	Limit(Hz)	Port
41.88M	6.4237G	6.46558G	37.86M	6.42598G	6.46384G	Inf	1
41.7M	6.42418G	6.46588G	37.92M	6.42598G	6.4639G	Inf	2
42M	6.42412G	6.46612G	37.74M	6.42616G	6.4639G	Inf	3
40.56M	6.42478G	6.46534G	37.92M	6.4261G	6.46402G	Inf	4

802.11ax HEW40-BF_Nss1,(MCS0)_4TX EBW

6485MHz

16/03/2022

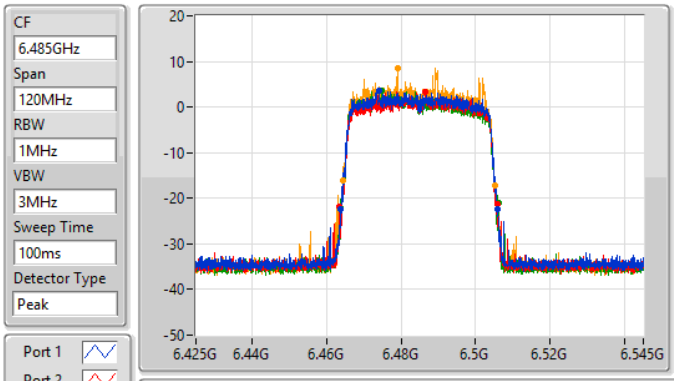

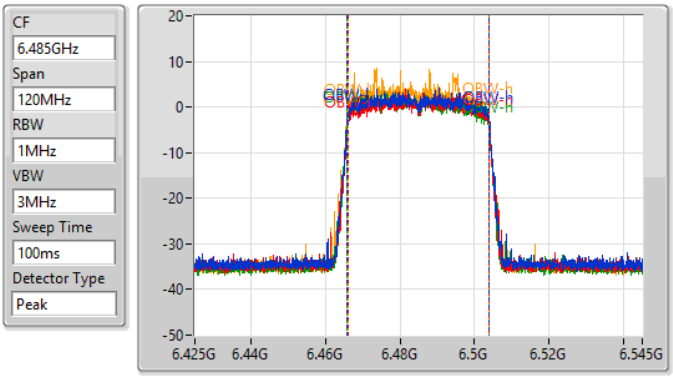

26dB(Hz)	Fl-26dB(Hz)	Fh-26dB(Hz)	OBW(Hz)	Fl-OBW(Hz)	Fh-OBW(Hz)	Limit(Hz)	Port
41.94M	6.46394G	6.50588G	38.04M	6.46592G	6.50396G	Inf	1
42.36M	6.4634G	6.50576G	37.92M	6.46598G	6.5039G	Inf	2
42.48M	6.46376G	6.50624G	37.92M	6.46592G	6.50384G	Inf	3
40.8M	6.46436G	6.50516G	37.74M	6.46598G	6.50372G	Inf	4

802.11ax HEW40-BF_Nss1,(MCS0)_4TX EBW

6525MHz Straddle 6.425-6.525GHz

16/03/2022

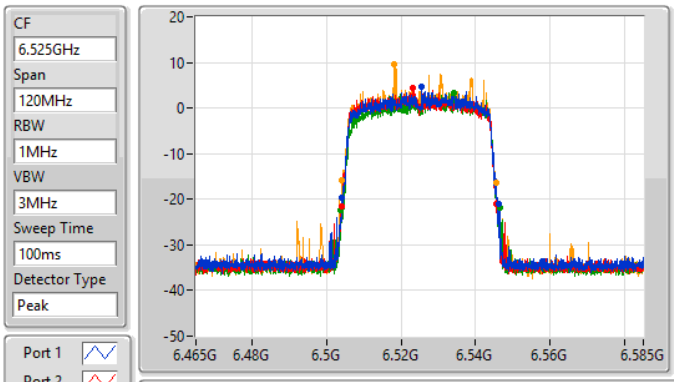

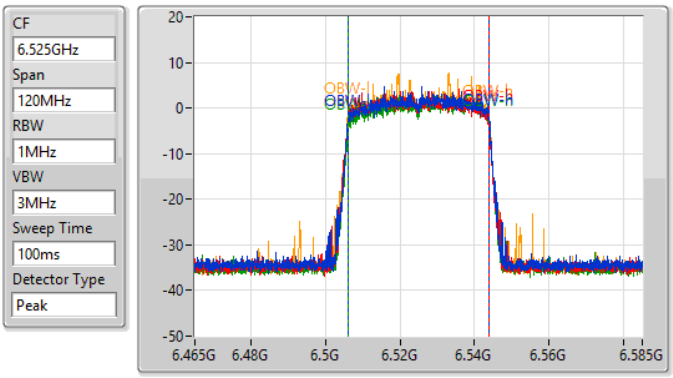

26dB(Hz)	Fl-26dB(Hz)	Fh-26dB(Hz)	OBW(Hz)	Fl-OBW(Hz)	Fh-OBW(Hz)	Limit(Hz)	Port
42.06M	6.50424G	6.5463G	37.92M	6.50604G	6.54396G	Inf	1
41.58M	6.50412G	6.5457G	37.92M	6.50598G	6.5439G	Inf	2
42.6M	6.50394G	6.54654G	37.8M	6.50616G	6.54396G	Inf	3
41.4M	6.50406G	6.54546G	37.92M	6.50598G	6.5439G	Inf	4

802.11ax HEW40-BF_Nss1,(MCS0)_4TX EBW

6565MHz

16/03/2022

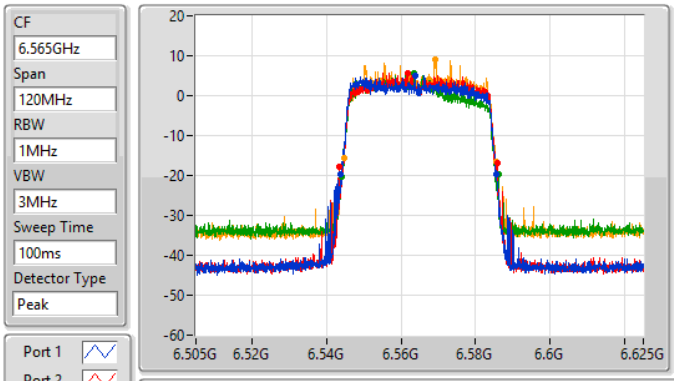

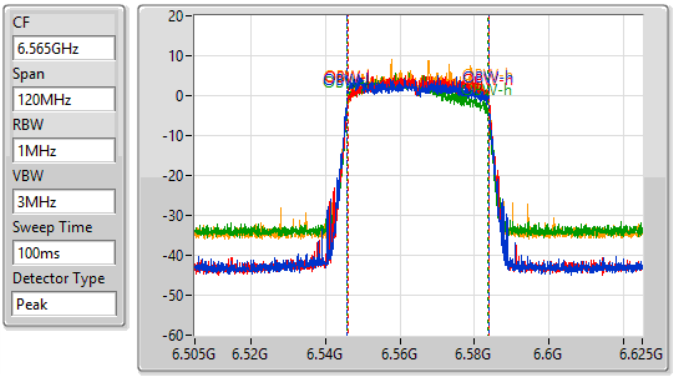

26dB(Hz)	Fl-26dB(Hz)	Fh-26dB(Hz)	OBW(Hz)	Fl-OBW(Hz)	Fh-OBW(Hz)	Limit(Hz)	Port
41.88M	6.54376G	6.58564G	38.04M	6.54574G	6.58378G	Inf	1
42.24M	6.54358G	6.58582G	37.8M	6.54604G	6.58384G	Inf	2
42.06M	6.544G	6.58606G	37.68M	6.54592G	6.5836G	Inf	3
40.74M	6.54472G	6.58546G	37.74M	6.5461G	6.58384G	Inf	4

802.11ax HEW40-BF_Nss1,(MCS0)_4TX EBW

6685MHz

16/03/2022

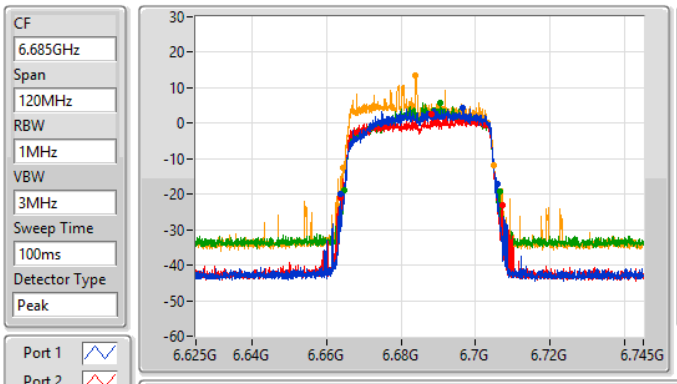

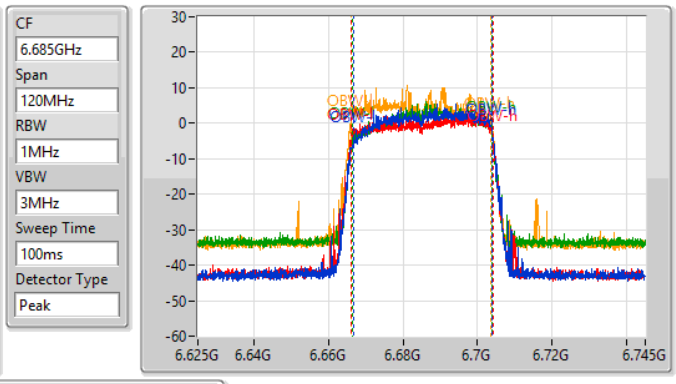

26dB(Hz)	Fl-26dB(Hz)	Fh-26dB(Hz)	OBW(Hz)	Fl-OBW(Hz)	Fh-OBW(Hz)	Limit(Hz)	Port
41.94M	6.66388G	6.70582G	37.38M	6.66664G	6.70402G	Inf	1
43.38M	6.6637G	6.70708G	38.04M	6.66604G	6.70408G	Inf	2
41.82M	6.66466G	6.70648G	37.44M	6.66646G	6.7039G	Inf	3
40.44M	6.6646G	6.70504G	37.62M	6.66604G	6.70366G	Inf	4

802.11ax HEW40-BF_Nss1,(MCS0)_4TX EBW

6845MHz

16/03/2022

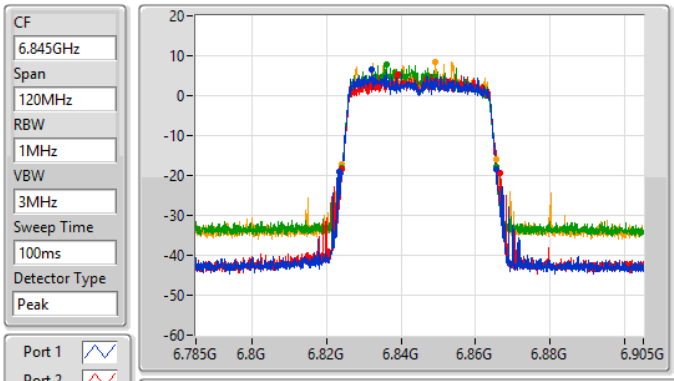

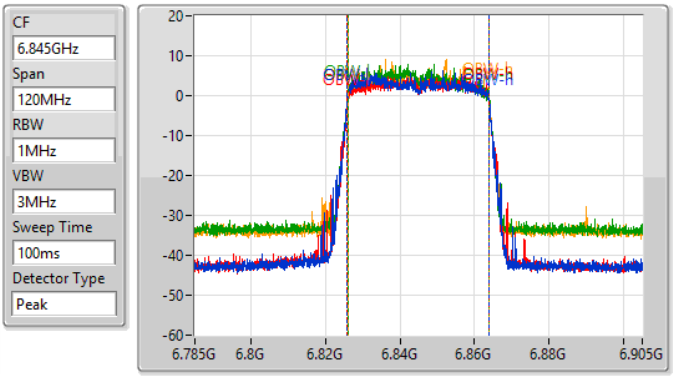

26dB(Hz)	Fl-26dB(Hz)	Fh-26dB(Hz)	OBW(Hz)	Fl-OBW(Hz)	Fh-OBW(Hz)	Limit(Hz)	Port
42.36M	6.82328G	6.86564G	37.98M	6.82592G	6.8639G	Inf	1
42.66M	6.82406G	6.86672G	37.98M	6.82592G	6.8639G	Inf	2
41.58M	6.824G	6.86558G	37.74M	6.82598G	6.86372G	Inf	3
41.28M	6.82424G	6.86552G	37.8M	6.82604G	6.86384G	Inf	4

802.11ax HEW40-BF_Nss1,(MCS0)_4TX EBW

6885MHz Straddle 6.525-6.875GHz

16/03/2022

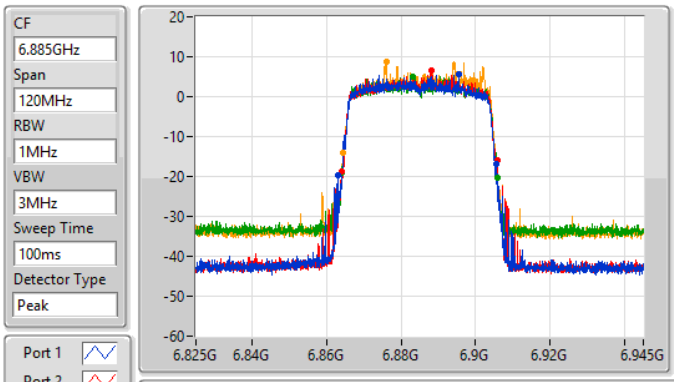

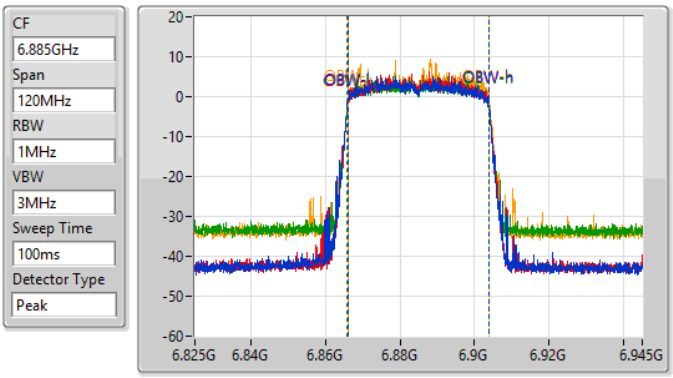

26dB(Hz)	Fl-26dB(Hz)	Fh-26dB(Hz)	OBW(Hz)	Fl-OBW(Hz)	Fh-OBW(Hz)	Limit(Hz)	Port
42.48M	6.86322G	6.9057G	37.8M	6.86598G	6.90378G	Inf	1
41.7M	6.86418G	6.90588G	37.74M	6.86604G	6.90378G	Inf	2
41.7M	6.86412G	6.90582G	37.98M	6.86592G	6.9039G	Inf	3
41.1M	6.8643G	6.9054G	37.74M	6.86616G	6.9039G	Inf	4

802.11ax HEW40-BF_Nss1,(MCS0)_4TX EBW

6925MHz

16/03/2022

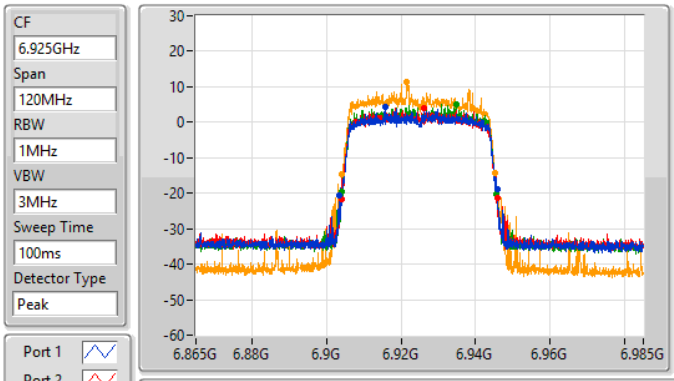

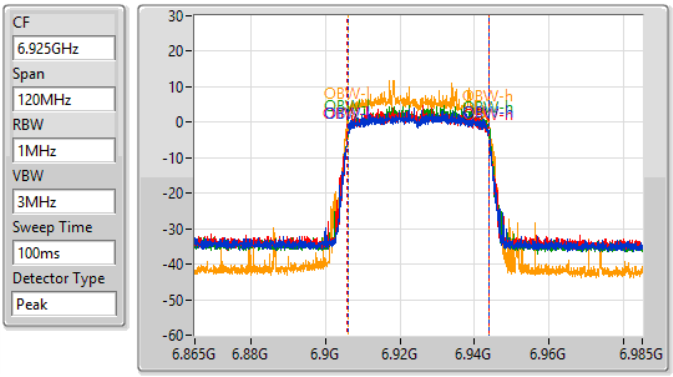

26dB(Hz)	Fl-26dB(Hz)	Fh-26dB(Hz)	OBW(Hz)	Fl-OBW(Hz)	Fh-OBW(Hz)	Limit(Hz)	Port
42.48M	6.90334G	6.94582G	37.92M	6.90598G	6.9439G	Inf	1
41.76M	6.90406G	6.94582G	37.98M	6.90592G	6.9439G	Inf	2
41.52M	6.90418G	6.9457G	37.92M	6.90598G	6.9439G	Inf	3
41.1M	6.90424G	6.94534G	37.74M	6.90598G	6.94372G	Inf	4

802.11ax HEW40-BF_Nss1,(MCS0)_4TX EBW

7005MHz

16/03/2022

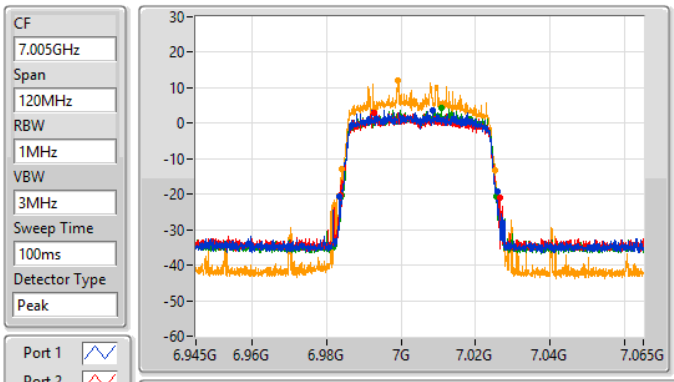

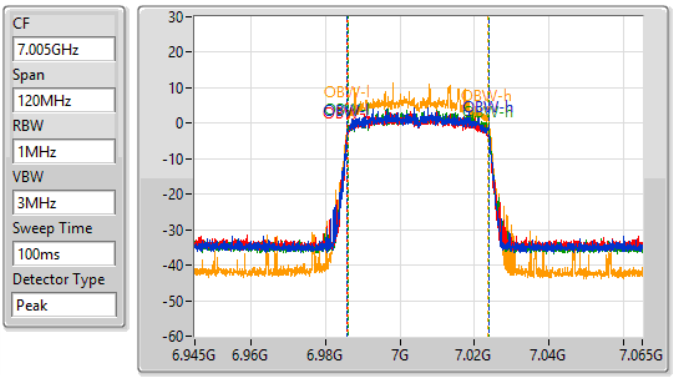

26dB(Hz)	Fl-26dB(Hz)	Fh-26dB(Hz)	OBW(Hz)	Fl-OBW(Hz)	Fh-OBW(Hz)	Limit(Hz)	Port
42.3M	6.98346G	7.02576G	37.92M	6.98592G	7.02384G	Inf	1
42.9M	6.9837G	7.0266G	38.04M	6.98586G	7.0239G	Inf	2
41.52M	6.98412G	7.02564G	37.98M	6.98598G	7.02396G	Inf	3
41.22M	6.984G	7.02522G	37.56M	6.9861G	7.02366G	Inf	4

802.11ax HEW40-BF_Nss1,(MCS0)_4TX EBW

7085MHz

16/03/2022

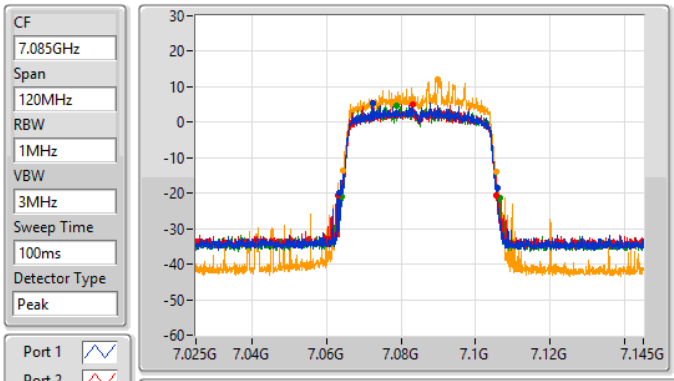

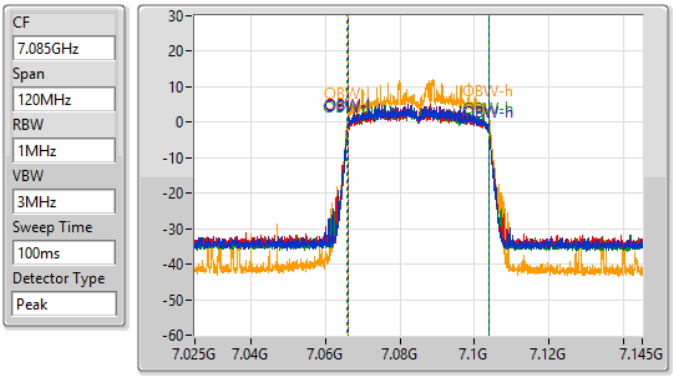

26dB(Hz)	Fl-26dB(Hz)	Fh-26dB(Hz)	OBW(Hz)	Fl-OBW(Hz)	Fh-OBW(Hz)	Limit(Hz)	Port
42.66M	7.06328G	7.10594G	37.86M	7.06598G	7.10384G	Inf	1
42.6M	7.06298G	7.10558G	37.86M	7.06598G	7.10384G	Inf	2
42.42M	7.064G	7.10642G	37.98M	7.06592G	7.1039G	Inf	3
40.92M	7.06454G	7.10546G	37.62M	7.06616G	7.10378G	Inf	4

802.11ax HEW80-BF_Nss1,(MCS0)_4TX EBW

5985MHz

16/03/2022

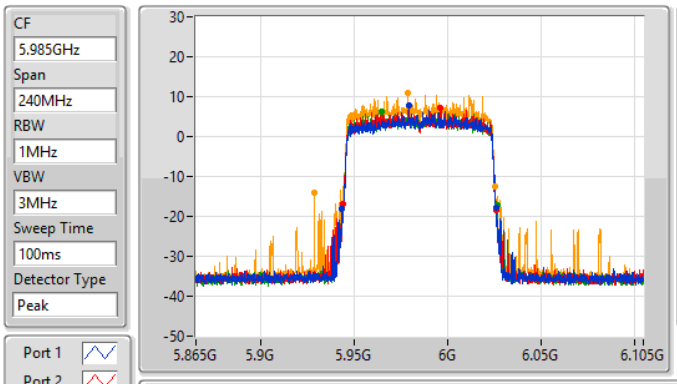

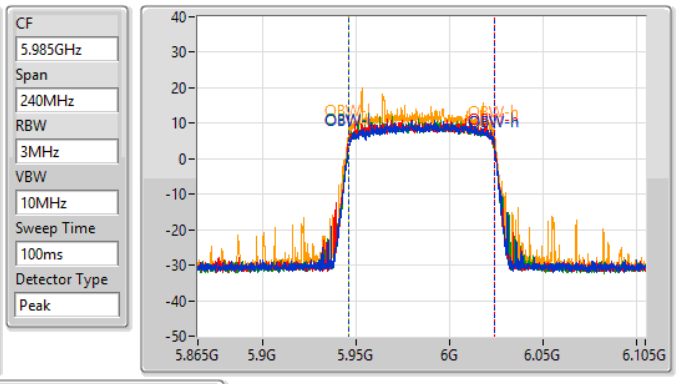

26dB(Hz)	Fl-26dB(Hz)	Fh-26dB(Hz)	OBW(Hz)	Fl-OBW(Hz)	Fh-OBW(Hz)	Limit(Hz)	Port
82.92M	5.94324G	6.02616G	78.12M	5.94588G	6.024G	Inf	1
82.44M	5.94384G	6.02628G	78.12M	5.94588G	6.024G	Inf	2
83.88M	5.943G	6.02688G	78.12M	5.94576G	6.02388G	Inf	3
97.08M	5.92848G	6.02556G	77.88M	5.946G	6.02388G	Inf	4

802.11ax HEW80-BF_Nss1,(MCS0)_4TX EBW

6145MHz

16/03/2022

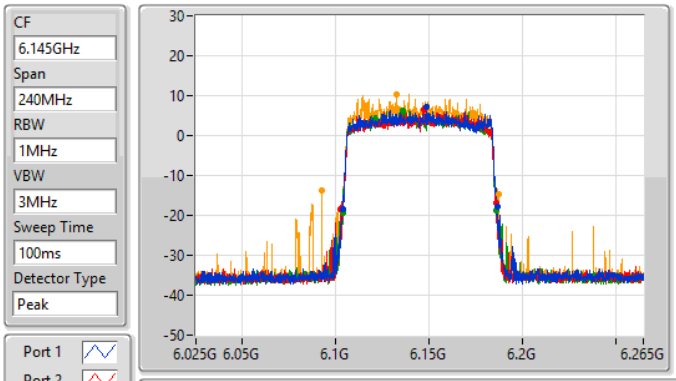

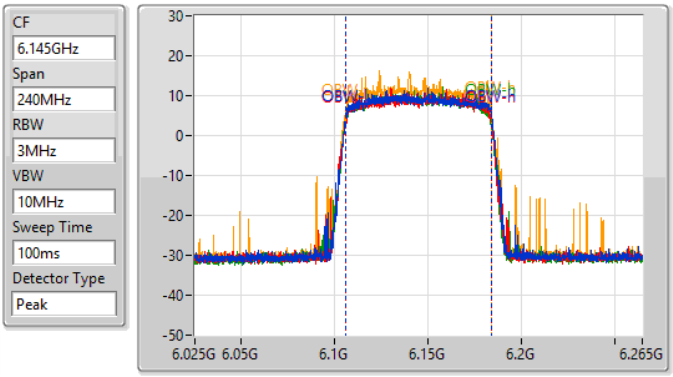

26dB(Hz)	Fl-26dB(Hz)	Fh-26dB(Hz)	OBW(Hz)	Fl-OBW(Hz)	Fh-OBW(Hz)	Limit(Hz)	Port
83.04M	6.1036G	6.18664G	78.6M	6.10576G	6.18436G	Inf	1
83.28M	6.10288G	6.18616G	78.24M	6.10576G	6.184G	Inf	2
82.44M	6.10372G	6.18616G	78M	6.10588G	6.18388G	Inf	3
95.16M	6.09244G	6.1876G	78.12M	6.10576G	6.18388G	Inf	4

802.11ax HEW80-BF_Nss1,(MCS0)_4TX EBW

6385MHz

16/03/2022

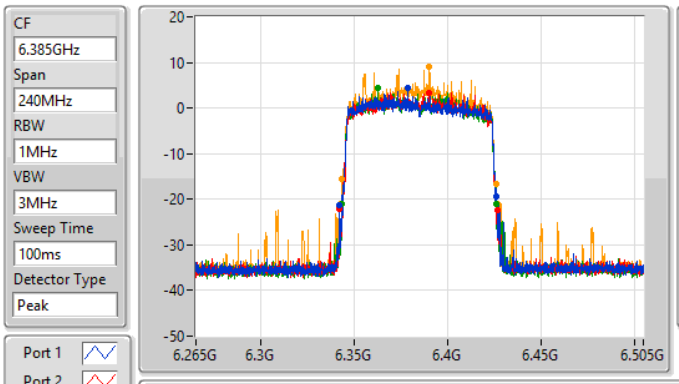

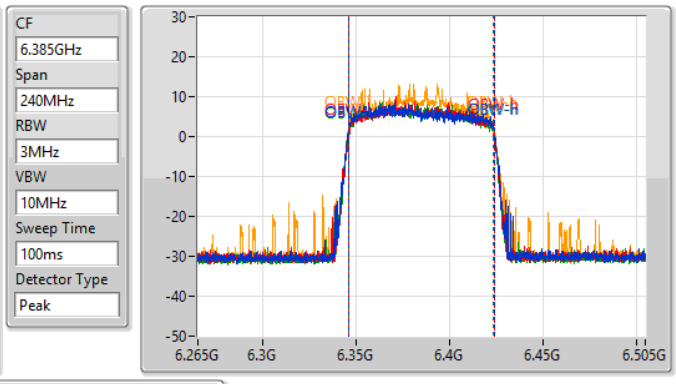

26dB(Hz)	Fl-26dB(Hz)	Fh-26dB(Hz)	OBW(Hz)	Fl-OBW(Hz)	Fh-OBW(Hz)	Limit(Hz)	Port
84.12M	6.34216G	6.42628G	78.48M	6.34564G	6.42412G	Inf	1
84.72M	6.3418G	6.42652G	78.12M	6.34588G	6.424G	Inf	2
83.16M	6.34312G	6.42628G	77.88M	6.34588G	6.42376G	Inf	3
82.56M	6.34336G	6.42592G	77.52M	6.34612G	6.42364G	Inf	4

802.11ax HEW80-BF_Nss1,(MCS0)_4TX EBW

6465MHz

16/03/2022

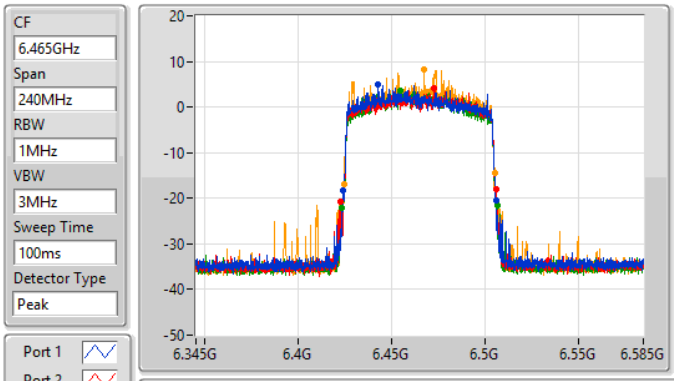

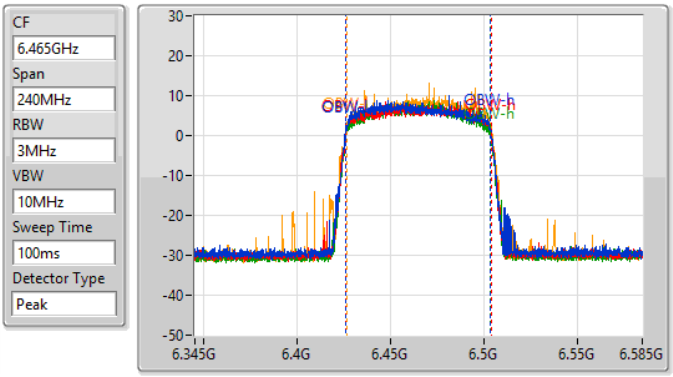

26dB(Hz)	Fl-26dB(Hz)	Fh-26dB(Hz)	OBW(Hz)	Fl-OBW(Hz)	Fh-OBW(Hz)	Limit(Hz)	Port
81.96M	6.42384G	6.5058G	77.88M	6.42588G	6.50376G	Inf	1
83.4M	6.42252G	6.50592G	78M	6.426G	6.504G	Inf	2
83.52M	6.42336G	6.50688G	77.64M	6.42612G	6.50376G	Inf	3
81.24M	6.42444G	6.50568G	77.64M	6.42624G	6.50388G	Inf	4

802.11ax HEW80-BF_Nss1,(MCS0)_4TX EBW

6545MHz Straddle 6.425-6.525GHz

16/03/2022

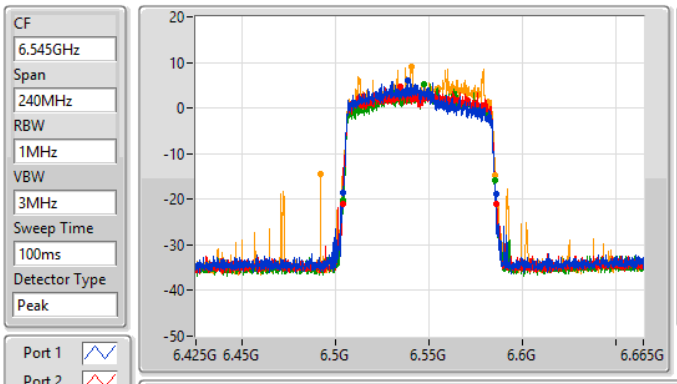

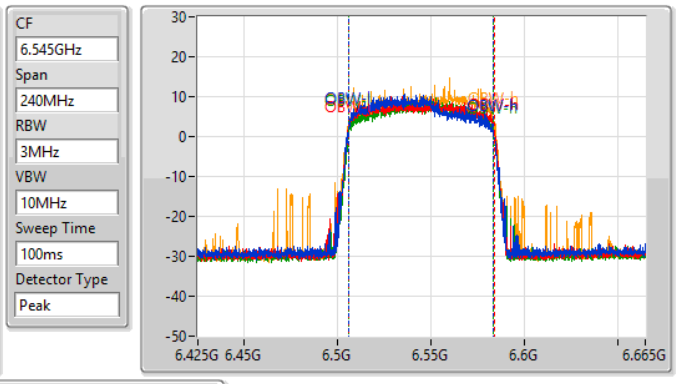

26dB(Hz)	Fl-26dB(Hz)	Fh-26dB(Hz)	OBW(Hz)	Fl-OBW(Hz)	Fh-OBW(Hz)	Limit(Hz)	Port
82.44M	6.50372G	6.58616G	77.52M	6.50588G	6.5834G	Inf	1
82.68M	6.5036G	6.58628G	78M	6.50588G	6.58388G	Inf	2
81.36M	6.5042G	6.58556G	77.52M	6.50612G	6.58364G	Inf	3
93.72M	6.49184G	6.58556G	77.88M	6.50612G	6.584G	Inf	4

802.11ax HEW80-BF_Nss1,(MCS0)_4TX EBW

6625MHz

16/03/2022

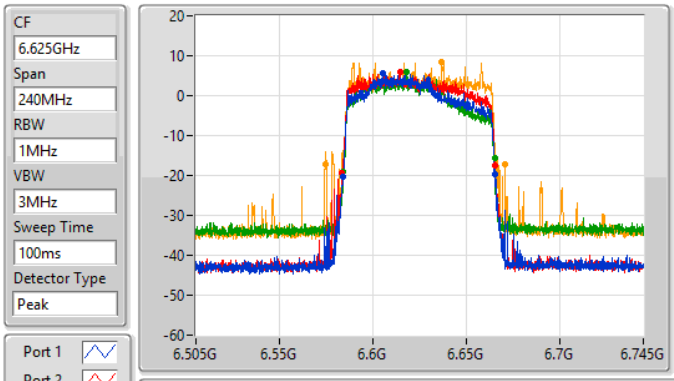

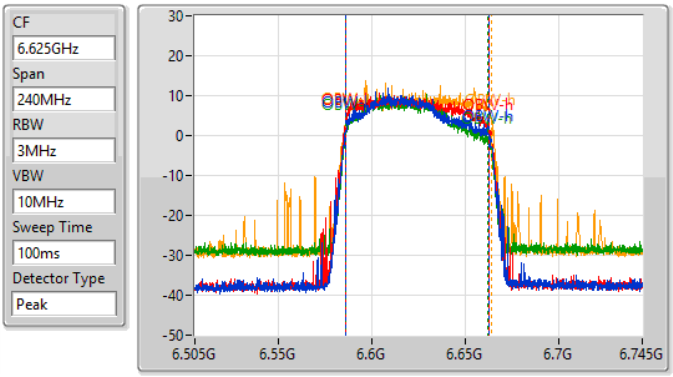

26dB(Hz)	Fl-26dB(Hz)	Fh-26dB(Hz)	OBW(Hz)	Fl-OBW(Hz)	Fh-OBW(Hz)	Limit(Hz)	Port
81.6M	6.58396G	6.66556G	76.8M	6.586G	6.6628G	Inf	1
82.32M	6.58324G	6.66556G	77.4M	6.58564G	6.66304G	Inf	2
81.24M	6.58396G	6.6652G	76.32M	6.586G	6.66232G	Inf	3
96.6M	6.57424G	6.67084G	78.6M	6.58564G	6.66424G	Inf	4

802.11ax HEW80-BF_Nss1,(MCS0)_4TX EBW

6705MHz

16/03/2022

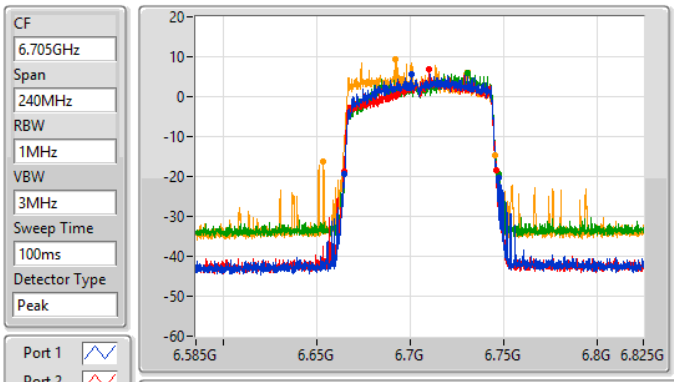

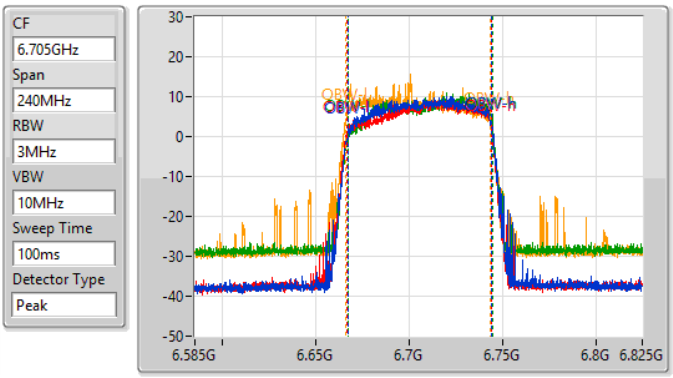

26dB(Hz)	Fl-26dB(Hz)	Fh-26dB(Hz)	OBW(Hz)	Fl-OBW(Hz)	Fh-OBW(Hz)	Limit(Hz)	Port
83.04M	6.66468G	6.74772G	76.8M	6.66744G	6.74424G	Inf	1
81.48M	6.66444G	6.74592G	77.64M	6.6666G	6.74424G	Inf	2
82.92M	6.66444G	6.74736G	76.92M	6.66756G	6.74448G	Inf	3
92.04M	6.65352G	6.74556G	78M	6.66564G	6.74364G	Inf	4

802.11ax HEW80-BF_Nss1,(MCS0)_4TX EBW

6785MHz

16/03/2022

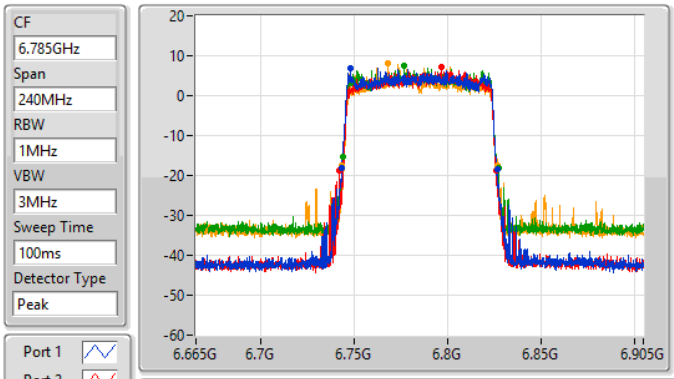

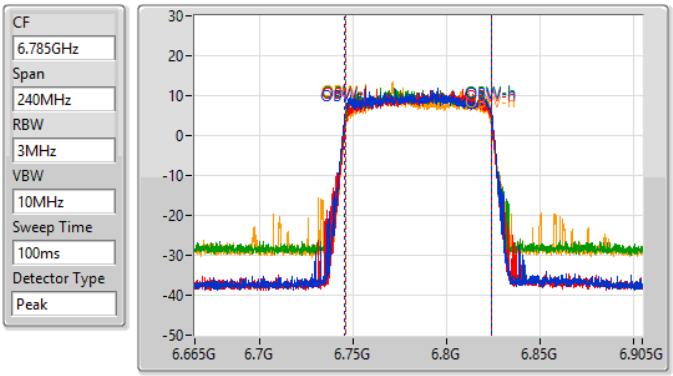

26dB(Hz)	Fl-26dB(Hz)	Fh-26dB(Hz)	OBW(Hz)	Fl-OBW(Hz)	Fh-OBW(Hz)	Limit(Hz)	Port
83.88M	6.74312G	6.827G	78.96M	6.7454G	6.82436G	Inf	1
84.36M	6.7418G	6.82616G	77.88M	6.74612G	6.824G	Inf	2
83.88M	6.7436G	6.82748G	78.6M	6.74564G	6.82424G	Inf	3
83.64M	6.743G	6.82664G	78M	6.74612G	6.82412G	Inf	4

802.11ax HEW80-BF_Nss1,(MCS0)_4TX EBW

6865MHz Straddle 6.525-6.875GHz

16/03/2022

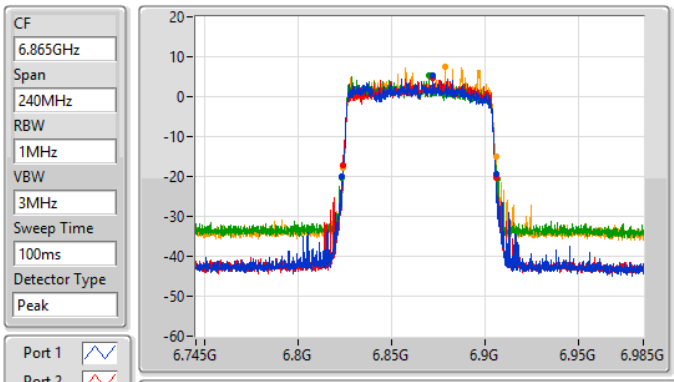

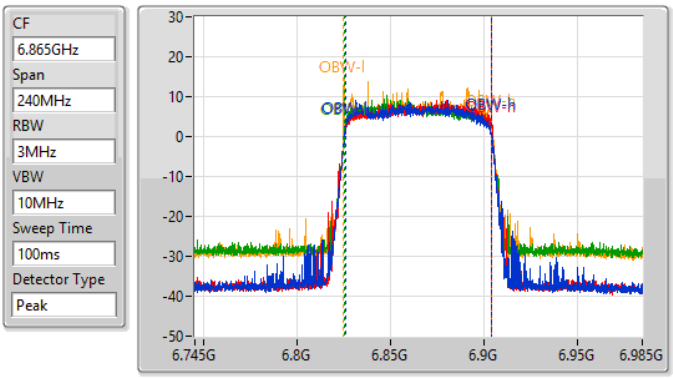

26dB(Hz)	Fl-26dB(Hz)	Fh-26dB(Hz)	OBW(Hz)	Fl-OBW(Hz)	Fh-OBW(Hz)	Limit(Hz)	Port
82.92M	6.82324G	6.90616G	78.24M	6.82564G	6.90388G	Inf	1
82.2M	6.82372G	6.90592G	78.12M	6.82588G	6.904G	Inf	2
83.76M	6.82324G	6.907G	78.36M	6.82552G	6.90388G	Inf	3
81.96M	6.82384G	6.9058G	79.2M	6.8248G	6.904G	Inf	4

802.11ax HEW80-BF_Nss1,(MCS0)_4TX EBW

6945MHz

16/03/2022

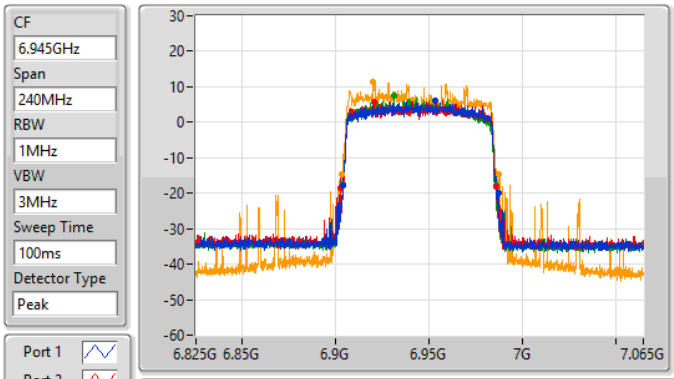

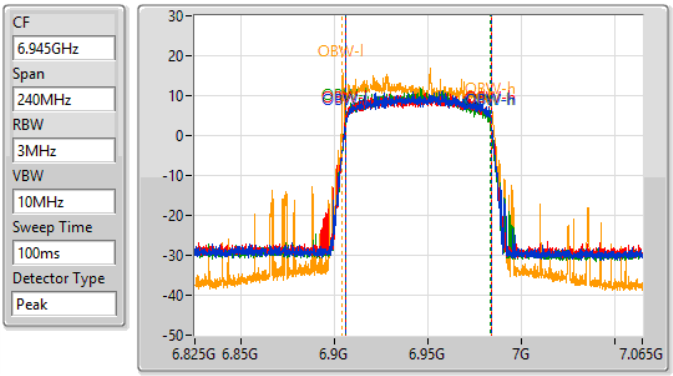

26dB(Hz)	Fl-26dB(Hz)	Fh-26dB(Hz)	OBW(Hz)	Fl-OBW(Hz)	Fh-OBW(Hz)	Limit(Hz)	Port
83.4M	6.90372G	6.98712G	78M	6.90588G	6.98388G	Inf	1
83.4M	6.90276G	6.98616G	78.24M	6.90576G	6.984G	Inf	2
82.2M	6.90372G	6.98592G	77.52M	6.90588G	6.9834G	Inf	3
83.88M	6.90348G	6.98736G	79.92M	6.90408G	6.984G	Inf	4

802.11ax HEW80-BF_Nss1,(MCS0)_4TX EBW

7025MHz

16/03/2022

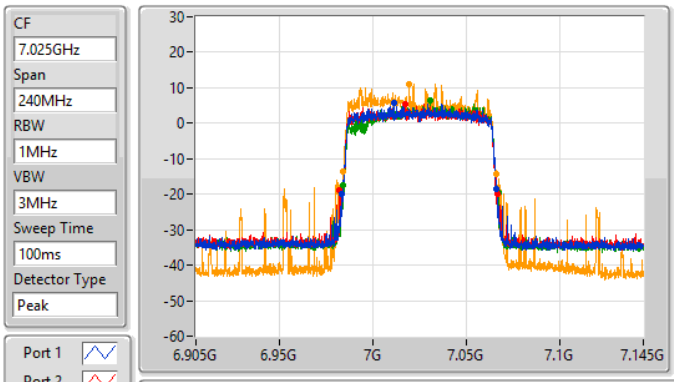

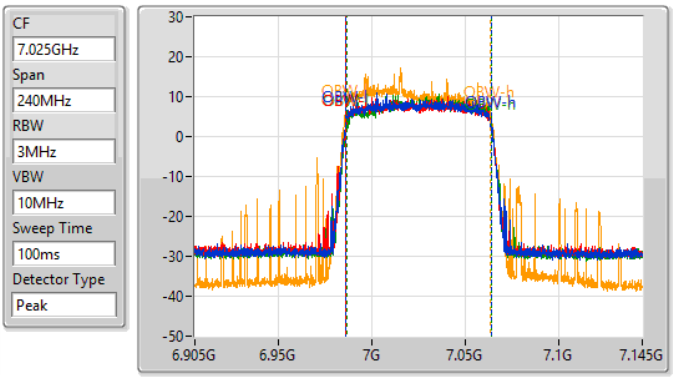

26dB(Hz)	Fl-26dB(Hz)	Fh-26dB(Hz)	OBW(Hz)	Fl-OBW(Hz)	Fh-OBW(Hz)	Limit(Hz)	Port
82.92M	6.98348G	7.0664G	78.36M	6.98576G	7.06412G	Inf	1
84.72M	6.9818G	7.06652G	78.24M	6.98588G	7.06412G	Inf	2
83.16M	6.98408G	7.06724G	78M	6.98624G	7.06424G	Inf	3
82.2M	6.9842G	7.0664G	78M	6.98576G	7.06376G	Inf	4

802.11ax HEW160-BF_Nss1,(MCS0)_4TX EBW

6025MHz

16/03/2022

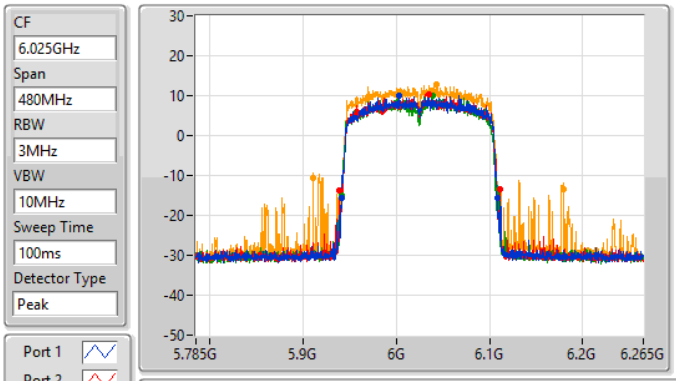

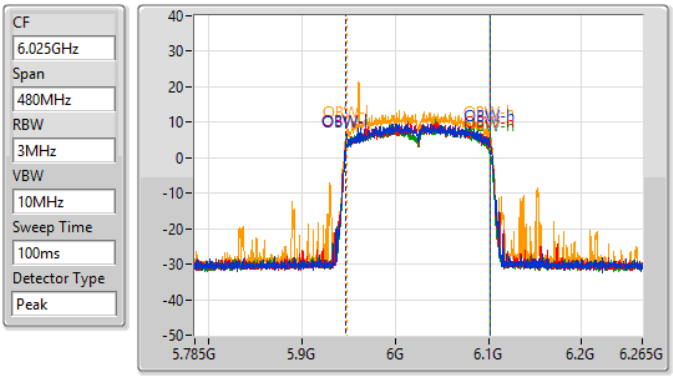

26dB(Hz)	Fl-26dB(Hz)	Fh-26dB(Hz)	OBW(Hz)	Fl-OBW(Hz)	Fh-OBW(Hz)	Limit(Hz)	Port
166.8M	5.94148G	6.10828G	155.04M	5.94724G	6.10228G	Inf	1
171.84M	5.93932G	6.11116G	155.28M	5.94724G	6.10252G	Inf	2
168.24M	5.941G	6.10924G	155.04M	5.947G	6.10204G	Inf	3
269.04M	5.91076G	6.1798G	154.56M	5.94748G	6.10204G	Inf	4

802.11ax HEW160-BF_Nss1,(MCS0)_4TX EBW

6185MHz

16/03/2022

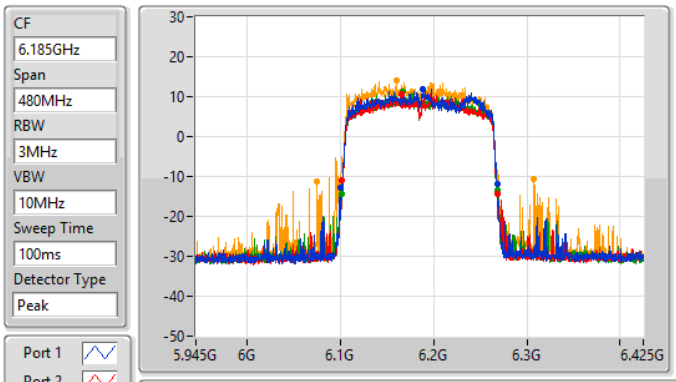

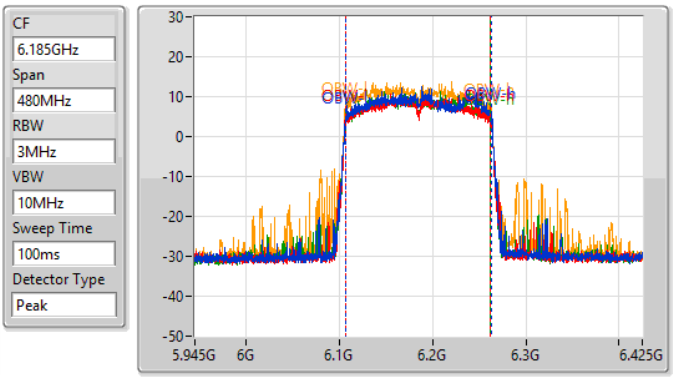

26dB(Hz)	Fl-26dB(Hz)	Fh-26dB(Hz)	OBW(Hz)	Fl-OBW(Hz)	Fh-OBW(Hz)	Limit(Hz)	Port
168.96M	6.09956G	6.26852G	155.76M	6.10724G	6.263G	Inf	1
166.56M	6.10148G	6.26804G	155.52M	6.107G	6.26252G	Inf	2
167.52M	6.10148G	6.269G	155.52M	6.107G	6.26252G	Inf	3
233.52M	6.07436G	6.30788G	155.76M	6.10676G	6.26252G	Inf	4

802.11ax HEW160-BF_Nss1,(MCS0)_4TX EBW

6345MHz

16/03/2022

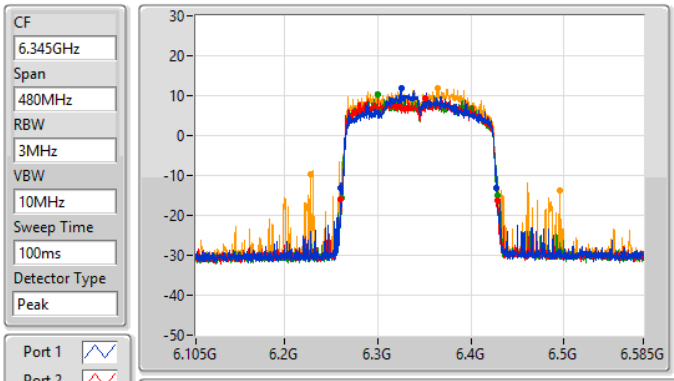

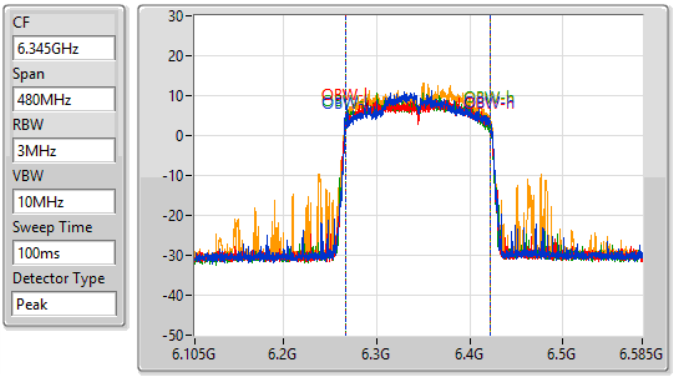

26dB(Hz)	Fl-26dB(Hz)	Fh-26dB(Hz)	OBW(Hz)	Fl-OBW(Hz)	Fh-OBW(Hz)	Limit(Hz)	Port
167.04M	6.26028G	6.42732G	155.28M	6.267G	6.42228G	Inf	1
167.76M	6.26076G	6.42852G	155.76M	6.26652G	6.42228G	Inf	2
166.8M	6.26172G	6.42852G	155.04M	6.26676G	6.4218G	Inf	3
267.84M	6.22812G	6.49596G	155.52M	6.26676G	6.42228G	Inf	4

802.11ax HEW160-BF_Nss1,(MCS0)_4TX EBW

6505MHz Straddle 6.425-6.525GHz

16/03/2022

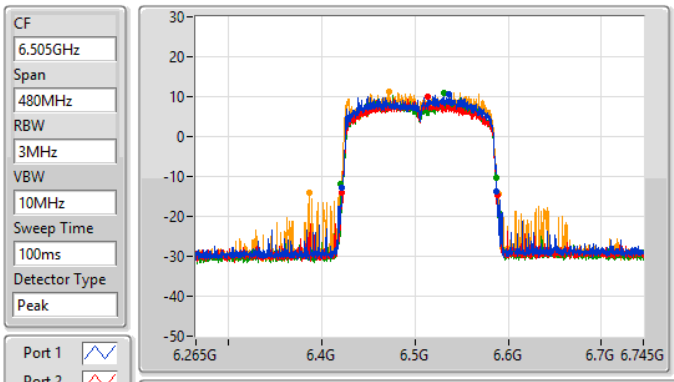

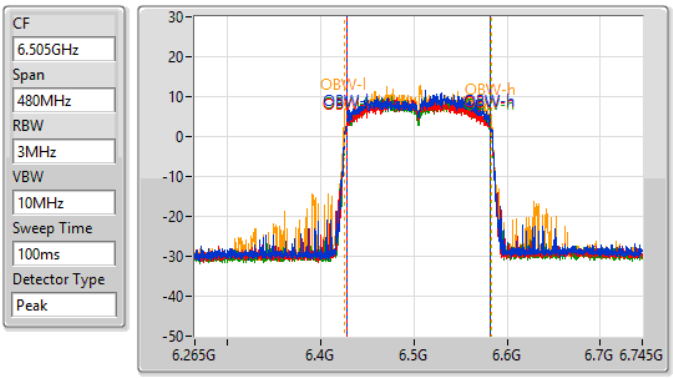

26dB(Hz)	Fl-26dB(Hz)	Fh-26dB(Hz)	OBW(Hz)	Fl-OBW(Hz)	Fh-OBW(Hz)	Limit(Hz)	Port
165.84M	6.42172G	6.58756G	154.32M	6.42772G	6.58204G	Inf	1
167.04M	6.42124G	6.58828G	154.8M	6.42748G	6.58228G	Inf	2
167.04M	6.42076G	6.5878G	154.32M	6.42772G	6.58204G	Inf	3
202.56M	6.38692G	6.58948G	156.72M	6.42604G	6.58276G	Inf	4

802.11ax HEW160-BF_Nss1,(MCS0)_4TX EBW

6665MHz

16/03/2022

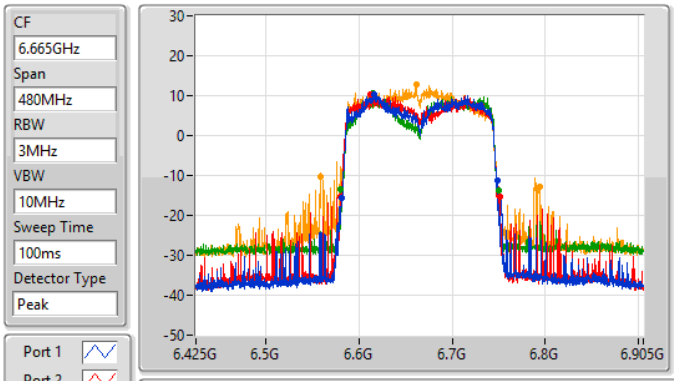

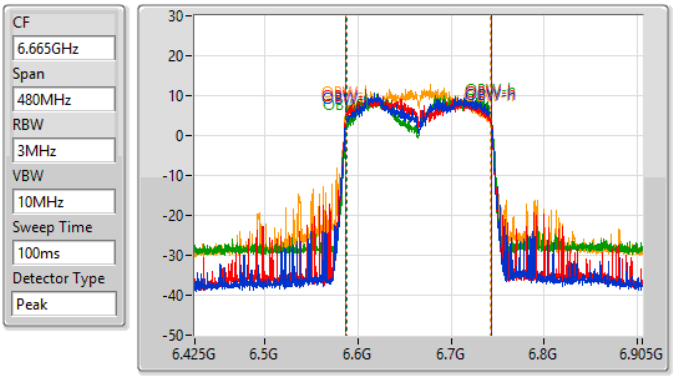

26dB(Hz)	Fl-26dB(Hz)	Fh-26dB(Hz)	OBW(Hz)	Fl-OBW(Hz)	Fh-OBW(Hz)	Limit(Hz)	Port
167.28M	6.58148G	6.74876G	155.76M	6.58724G	6.743G	Inf	1
170.88M	6.58076G	6.75164G	156.24M	6.58676G	6.743G	Inf	2
169.2M	6.58004G	6.74924G	155.76M	6.58772G	6.74348G	Inf	3
234.96M	6.55844G	6.7934G	155.28M	6.58676G	6.74204G	Inf	4

802.11ax HEW160-BF_Nss1,(MCS0)_4TX EBW

6825MHz Straddle 6.525-6.875GHz

16/03/2022

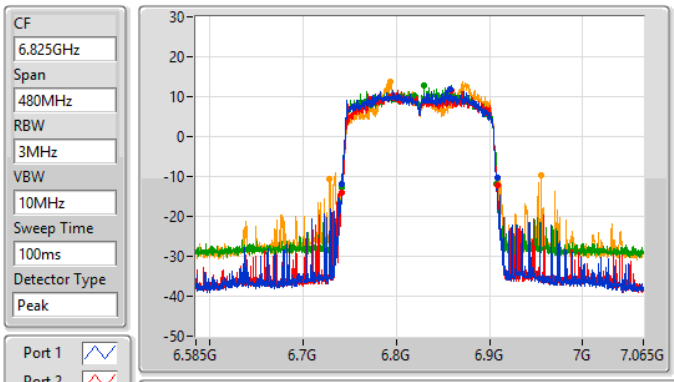

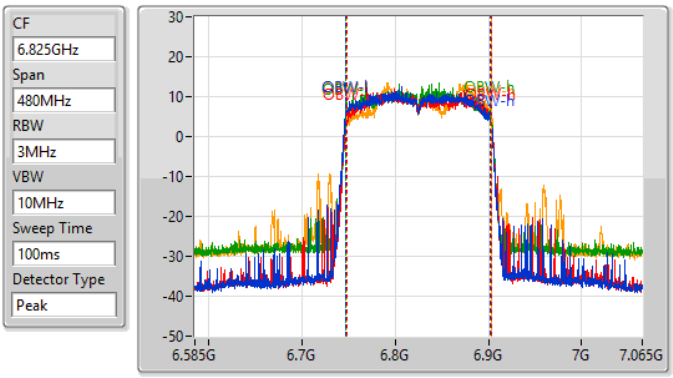

26dB(Hz)	Fl-26dB(Hz)	Fh-26dB(Hz)	OBW(Hz)	Fl-OBW(Hz)	Fh-OBW(Hz)	Limit(Hz)	Port
167.04M	6.74124G	6.90828G	155.28M	6.74676G	6.90204G	Inf	1
166.56M	6.74196G	6.90852G	155.04M	6.74772G	6.90276G	Inf	2
166.32M	6.74148G	6.9078G	155.28M	6.747G	6.90228G	Inf	3
226.56M	6.72852G	6.95508G	154.8M	6.7482G	6.903G	Inf	4

802.11ax HEW160-BF_Nss1,(MCS0)_4TX EBW

6985MHz

16/03/2022

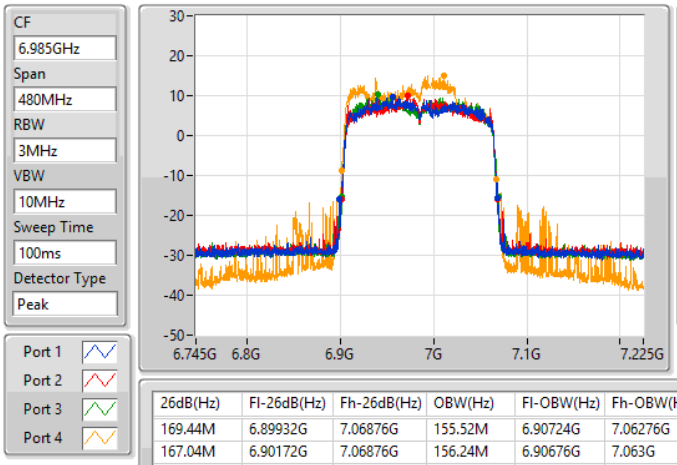

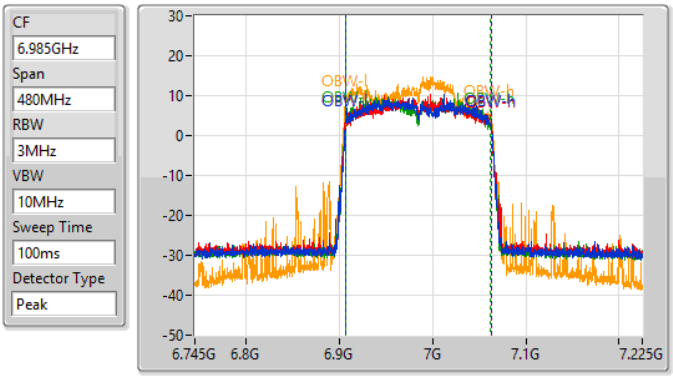

26dB(Hz)	Fl-26dB(Hz)	Fh-26dB(Hz)	OBW(Hz)	Fl-OBW(Hz)	Fh-OBW(Hz)	Limit(Hz)	Port
169.44M	6.89932G	7.06876G	155.52M	6.90724G	7.06276G	Inf	1
167.04M	6.90172G	7.06876G	156.24M	6.90676G	7.063G	Inf	2
168.96M	6.90124G	7.0702G	155.76M	6.90676G	7.06252G	Inf	3
166.32M	6.90124G	7.06756G	155.52M	6.90628G	7.0618G	Inf	4

Summary

Mode	Max-N dB (Hz)	Max-OBW (Hz)	ITU-Code	Min-N dB (Hz)	Min-OBW (Hz)
5.925-6.425GHz	-	-	-	-	-
802.11ax HEW20_Nss1,(MCS0)_4TX	22.5M	19.089M	19M1D1D	21.93M	19.032M
802.11ax HEW40_Nss1,(MCS0)_4TX	40.68M	37.711M	37M7D1D	40.26M	37.571M
802.11ax HEW80_Nss1,(MCS0)_4TX	82.68M	77.205M	77M2D1D	82.08M	76.97M
802.11ax HEW160_Nss1,(MCS0)_4TX	167.52M	155.169M	155MD1D	165.36M	154.654M
6.425-6.525GHz	-	-	-	-	-
802.11ax HEW20_Nss1,(MCS0)_4TX	22.77M	19.103M	19M1D1D	21.75M	19.052M
802.11ax HEW40_Nss1,(MCS0)_4TX	40.74M	37.675M	37M7D1D	40.32M	37.583M
802.11ax HEW80_Nss1,(MCS0)_4TX	82.68M	77.123M	77M1D1D	81.96M	76.981M
802.11ax HEW160_Nss1,(MCS0)_4TX	166.8M	154.766M	155MD1D	166.08M	154.472M
6.525-6.875GHz	-	-	-	-	-
802.11ax HEW20_Nss1,(MCS0)_4TX	22.5M	19.121M	19M1D1D	21.96M	19.061M
802.11ax HEW40_Nss1,(MCS0)_4TX	40.74M	37.651M	37M7D1D	40.2M	37.535M
802.11ax HEW80_Nss1,(MCS0)_4TX	82.68M	77.081M	77M1D1D	81.6M	76.825M
802.11ax HEW160_Nss1,(MCS0)_4TX	168M	154.717M	155MD1D	165.12M	154.341M
6.875-7.125GHz	-	-	-	-	-
802.11ax HEW20_Nss1,(MCS0)_4TX	22.56M	19.116M	19M1D1D	21.72M	19.037M
802.11ax HEW40_Nss1,(MCS0)_4TX	40.86M	37.688M	37M7D1D	40.14M	37.57M
802.11ax HEW80_Nss1,(MCS0)_4TX	82.56M	77.134M	77M1D1D	81.84M	76.935M
802.11ax HEW160_Nss1,(MCS0)_4TX	166.8M	154.913M	155MD1D	166.32M	154.71M

Max-N dB = Maximum 6dB down bandwidth for 5.725-5.85GHz band / Maximum 26dB down bandwidth for other band;
Max-OBW = Maximum 99% occupied bandwidth;
Min-N dB = Minimum 6dB down bandwidth for 5.725-5.85GHz band / Maximum 26dB down bandwidth for other band;
Min-OBW = Minimum 99% occupied bandwidth

Port X-N dB = Port X 6dB down bandwidth for 5.725-5.85GHz band / 26dB down bandwidth for other band
Port X-OBW = Port X 99% occupied bandwidth

5.925-6.425GHz_802.11ax HEW20_Nss1,(MCS0)_4TX **EBW**

5955MHz

21/11/2022

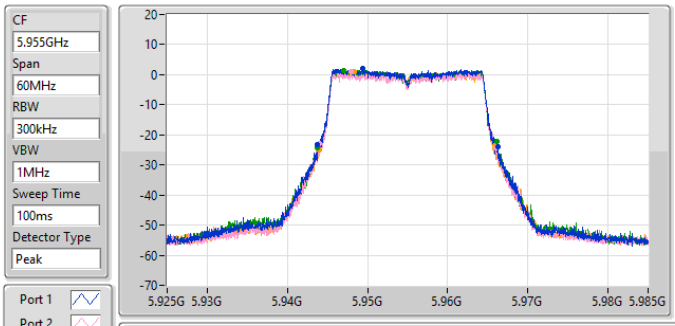

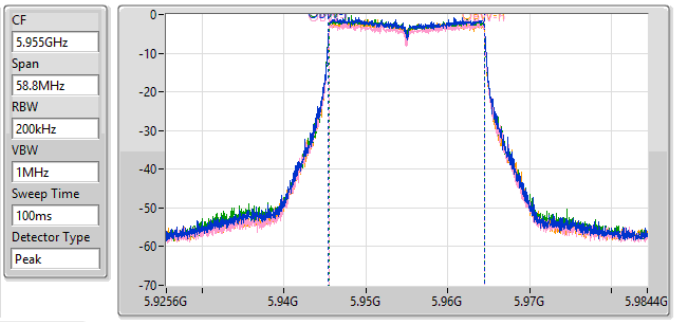

26dB(Hz)	Fl-26dB(Hz)	Fh-26dB(Hz)	OBW(Hz)	Fl-OBW(Hz)	Fh-OBW(Hz)	Limit(Hz)	Port
22.5M	5.94372G	5.96622G	19.087M	5.945434G	5.964521G	Inf	1
22.05M	5.94402G	5.96607G	19.076M	5.945437G	5.964513G	Inf	2
22.38M	5.94372G	5.9661G	19.062M	5.945448G	5.96451G	Inf	3
21.93M	5.94393G	5.96586G	19.037M	5.945453G	5.96449G	Inf	4

5.925-6.425GHz_802.11ax HEW20_Nss1,(MCS0)_4TX **EBW**

6175MHz

21/11/2022

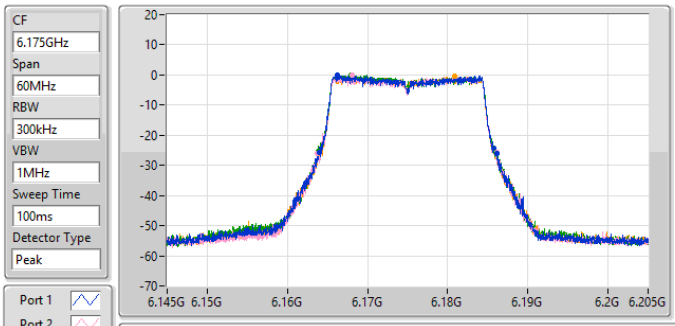

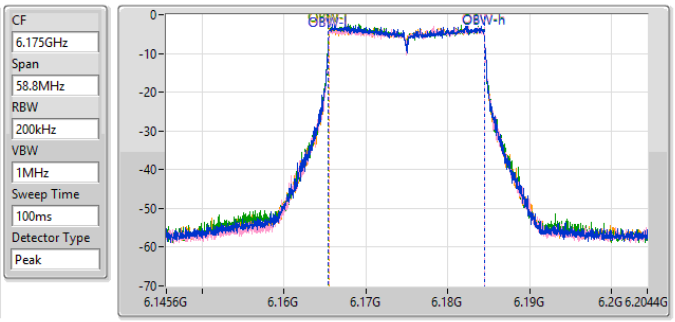

26dB(Hz)	Fl-26dB(Hz)	Fh-26dB(Hz)	OBW(Hz)	Fl-OBW(Hz)	Fh-OBW(Hz)	Limit(Hz)	Port
22.23M	6.16393G	6.18616G	19.072M	6.165427G	6.184499G	Inf	1
22.38M	6.16378G	6.18616G	19.059M	6.165449G	6.184508G	Inf	2
22.23M	6.16381G	6.18604G	19.073M	6.16543G	6.184503G	Inf	3
22.05M	6.1639G	6.18595G	19.032M	6.165457G	6.184489G	Inf	4

5.925-6.425GHz_802.11ax HEW20_Nss1,(MCS0)_4TX **EBW**

6415MHz

21/11/2022

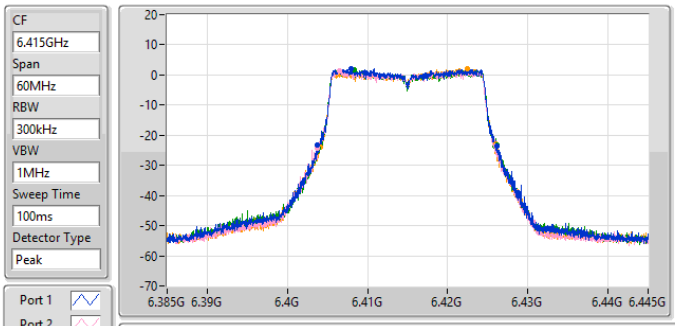

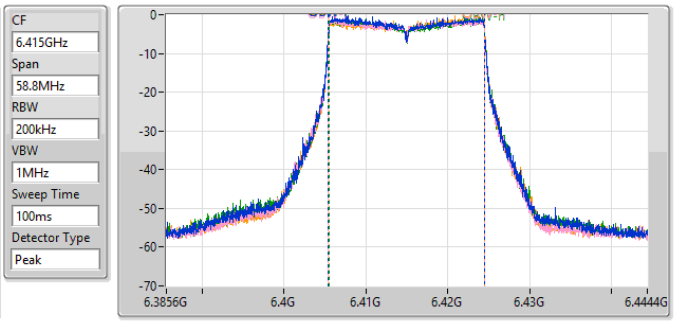

26dB(Hz)	Fl-26dB(Hz)	Fh-26dB(Hz)	OBW(Hz)	Fl-OBW(Hz)	Fh-OBW(Hz)	Limit(Hz)	Port
22.44M	6.40372G	6.42616G	19.089M	6.405426G	6.424515G	Inf	1
22.32M	6.40366G	6.42598G	19.07M	6.405433G	6.424503G	Inf	2
22.29M	6.40384G	6.42613G	19.067M	6.405444G	6.424511G	Inf	3
21.96M	6.40408G	6.42604G	19.049M	6.405465G	6.424514G	Inf	4

6.425-6.525GHz_802.11ax HEW20_Nss1,(MCS0)_4TX **EBW**

6435MHz

21/11/2022

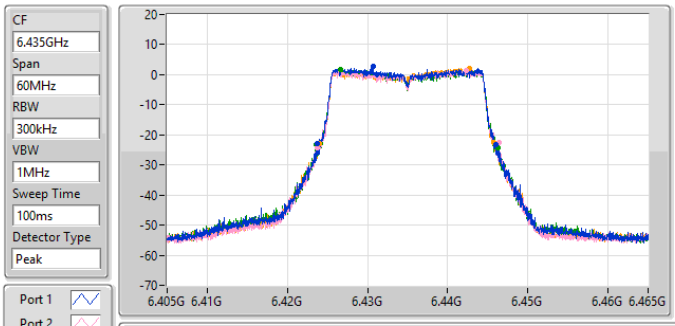

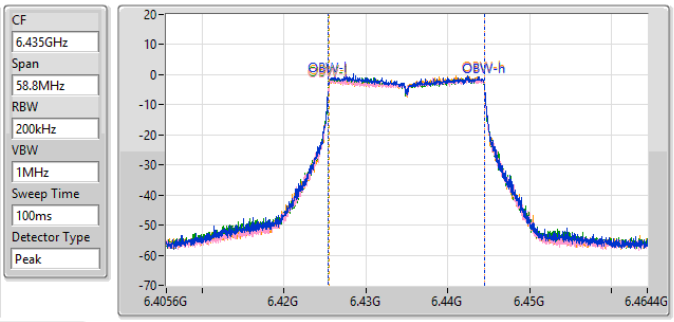

26dB(Hz)	Fl-26dB(Hz)	Fh-26dB(Hz)	OBW(Hz)	Fl-OBW(Hz)	Fh-OBW(Hz)	Limit(Hz)	Port
22.29M	6.42378G	6.44607G	19.103M	6.425406G	6.444509G	Inf	1
22.71M	6.42375G	6.44646G	19.071M	6.42543G	6.444501G	Inf	2
22.77M	6.42354G	6.44631G	19.059M	6.425434G	6.444493G	Inf	3
21.75M	6.42402G	6.44577G	19.052M	6.425446G	6.444498G	Inf	4

6.425-6.525GHz_802.11ax HEW20_Nss1,(MCS0)_4TX EBW

6475MHz

21/11/2022

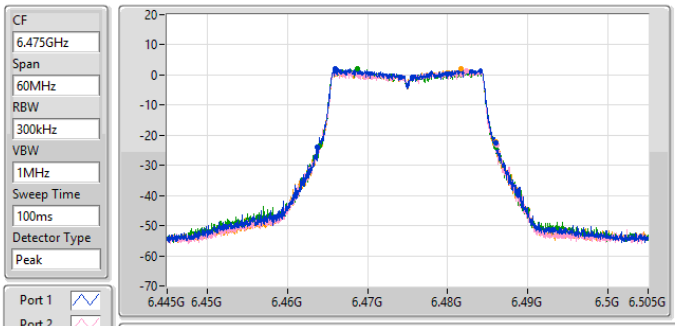

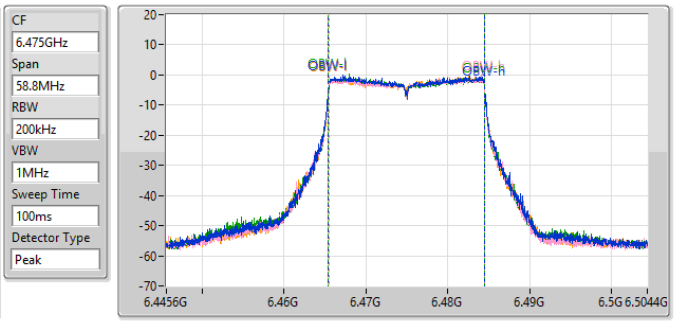

26dB(Hz)	Fl-26dB(Hz)	Fh-26dB(Hz)	OBW(Hz)	Fl-OBW(Hz)	Fh-OBW(Hz)	Limit(Hz)	Port
22.26M	6.46378G	6.48604G	19.083M	6.465436G	6.484519G	Inf	1
22.35M	6.46378G	6.48613G	19.063M	6.465436G	6.484499G	Inf	2
22.08M	6.46393G	6.48601G	19.066M	6.465436G	6.484502G	Inf	3
22.08M	6.46396G	6.48604G	19.062M	6.465443G	6.484505G	Inf	4

6.425-6.525GHz_802.11ax HEW20_Nss1,(MCS0)_4TX EBW

6515MHz

21/11/2022

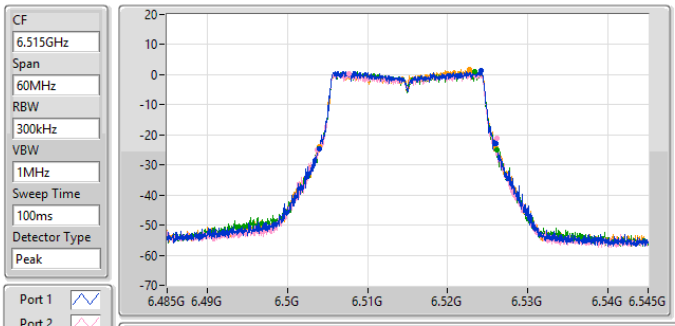

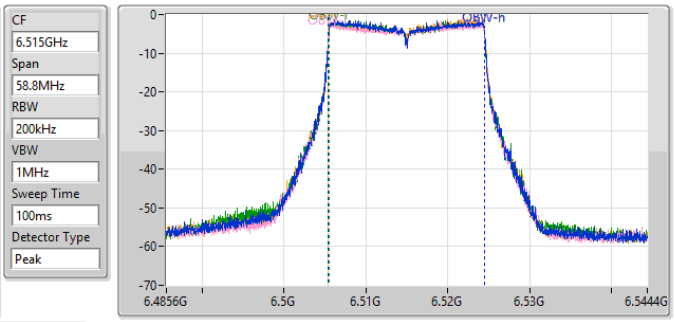

26dB(Hz)	Fl-26dB(Hz)	Fh-26dB(Hz)	OBW(Hz)	Fl-OBW(Hz)	Fh-OBW(Hz)	Limit(Hz)	Port
22.14M	6.50393G	6.52607G	19.096M	6.505423G	6.524519G	Inf	1
22.32M	6.50378G	6.5261G	19.088M	6.505422G	6.52451G	Inf	2
22.29M	6.50387G	6.52616G	19.065M	6.505445G	6.52451G	Inf	3
22.02M	6.50393G	6.52595G	19.097M	6.505423G	6.524519G	Inf	4

6.525-6.875GHz_802.11ax HEW20_Nss1,(MCS0)_4TX **EBW**

6535MHz

21/11/2022

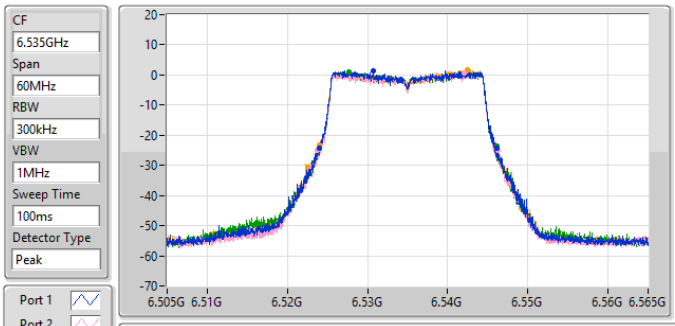

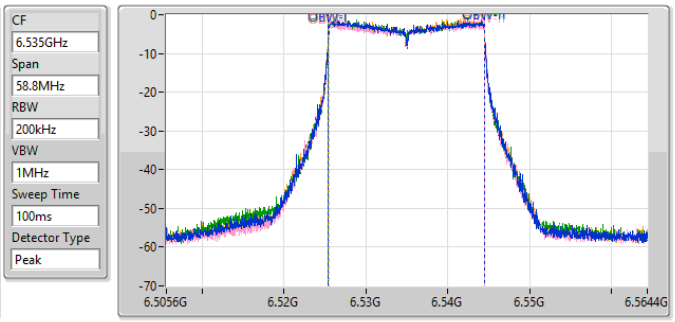

26dB(Hz)	Fl-26dB(Hz)	Fh-26dB(Hz)	OBW(Hz)	Fl-OBW(Hz)	Fh-OBW(Hz)	Limit(Hz)	Port
22.17M	6.52396G	6.54613G	19.074M	6.525429G	6.544503G	Inf	1
22.44M	6.52378G	6.54622G	19.069M	6.525443G	6.544512G	Inf	2
22.38M	6.52381G	6.54619G	19.061M	6.525436G	6.544497G	Inf	3
22.14M	6.52396G	6.5461G	19.072M	6.525431G	6.544503G	Inf	4

6.525-6.875GHz_802.11ax HEW20_Nss1,(MCS0)_4TX **EBW**

6695MHz

21/11/2022

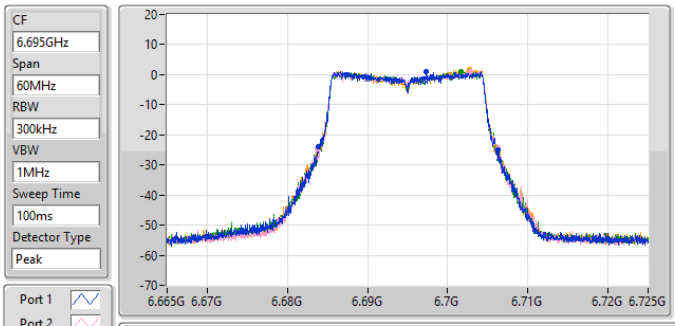

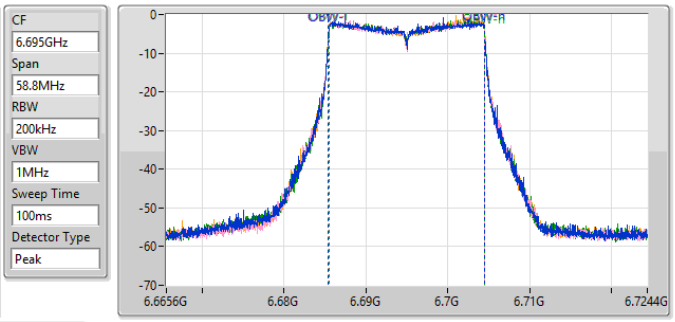

26dB(Hz)	Fl-26dB(Hz)	Fh-26dB(Hz)	OBW(Hz)	Fl-OBW(Hz)	Fh-OBW(Hz)	Limit(Hz)	Port
22.35M	6.6839G	6.70625G	19.091M	6.685425G	6.704516G	Inf	1
22.47M	6.68375G	6.70622G	19.102M	6.685419G	6.704521G	Inf	2
22.29M	6.68384G	6.70613G	19.071M	6.685438G	6.704508G	Inf	3
21.96M	6.68399G	6.70595G	19.113M	6.685421G	6.704535G	Inf	4

6.525-6.875GHz_802.11ax HEW20_Nss1,(MCS0)_4TX **EBW**

6855MHz

21/11/2022

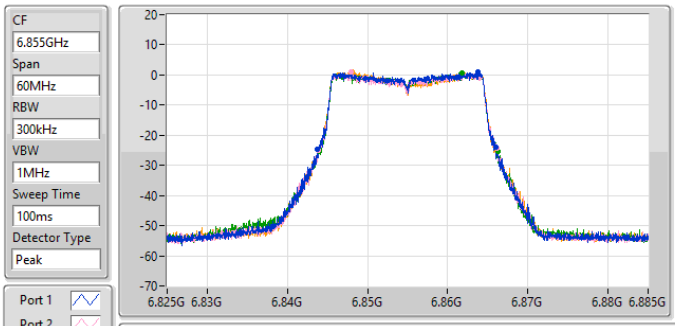

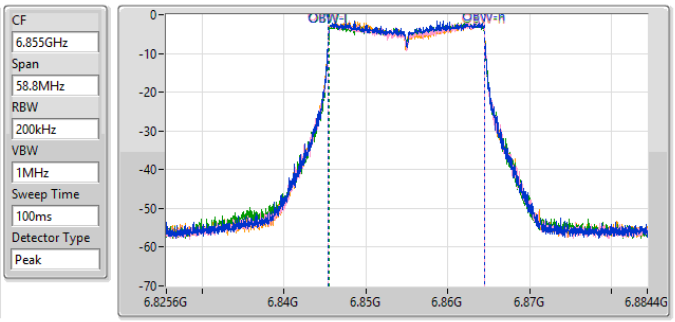

26dB(Hz)	Fl-26dB(Hz)	Fh-26dB(Hz)	OBW(Hz)	Fl-OBW(Hz)	Fh-OBW(Hz)	Limit(Hz)	Port
22.32M	6.84366G	6.86598G	19.092M	6.845425G	6.864517G	Inf	1
22.26M	6.8439G	6.86616G	19.101M	6.845421G	6.864522G	Inf	2
22.38M	6.84393G	6.86631G	19.089M	6.845437G	6.864526G	Inf	3
22.35M	6.84381G	6.86616G	19.117M	6.845402G	6.864518G	Inf	4

6.525-6.875GHz_802.11ax HEW20_Nss1,(MCS0)_4TX **EBW**

6875MHz Straddle 6.525-6.875GHz

21/11/2022

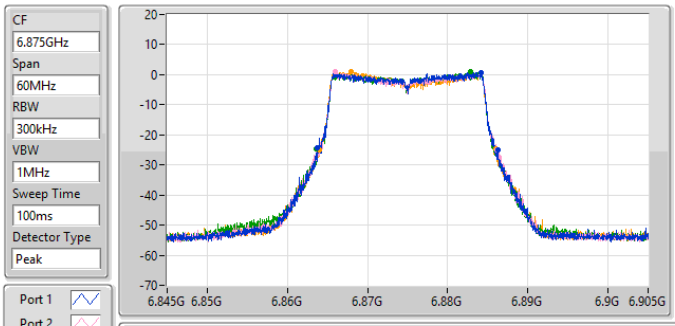

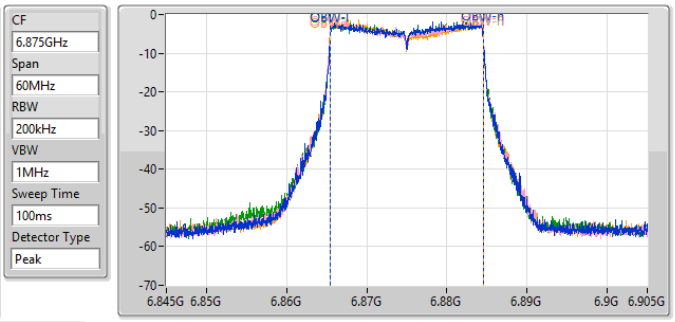

26dB(Hz)	Fl-26dB(Hz)	Fh-26dB(Hz)	OBW(Hz)	Fl-OBW(Hz)	Fh-OBW(Hz)	Limit(Hz)	Port
22.44M	6.86378G	6.88622G	19.081M	6.865445G	6.884526G	Inf	1
22.38M	6.86375G	6.88613G	19.121M	6.865416G	6.884537G	Inf	2
22.5M	6.86363G	6.88613G	19.091M	6.865435G	6.884526G	Inf	3
21.99M	6.86399G	6.88598G	19.114M	6.865404G	6.884518G	Inf	4

6.875-7.125GHz_802.11ax HEW20_Nss1,(MCS0)_4TX **EBW**

6895MHz

21/11/2022

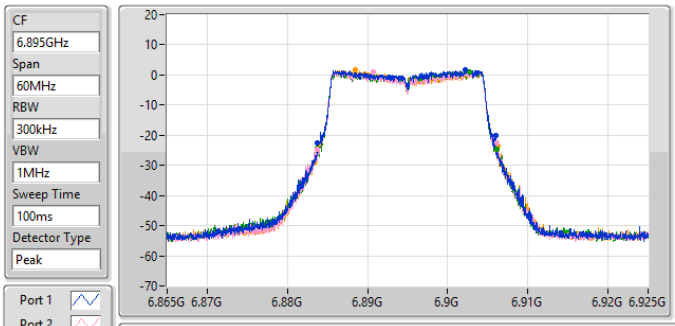

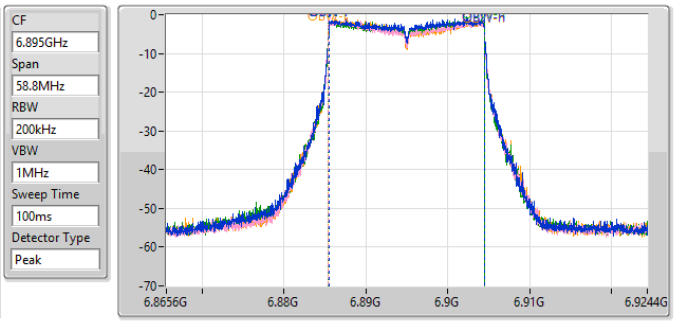

26dB(Hz)	Fl-26dB(Hz)	Fh-26dB(Hz)	OBW(Hz)	Fl-OBW(Hz)	Fh-OBW(Hz)	Limit(Hz)	Port
22.29M	6.88378G	6.90607G	19.068M	6.885439G	6.904507G	Inf	1
22.38M	6.88378G	6.90616G	19.107M	6.885415G	6.904522G	Inf	2
22.44M	6.88372G	6.90616G	19.069M	6.885436G	6.904505G	Inf	3
22.41M	6.8839G	6.90631G	19.103M	6.885421G	6.904524G	Inf	4

6.875-7.125GHz_802.11ax HEW20_Nss1,(MCS0)_4TX **EBW**

6995MHz

21/11/2022

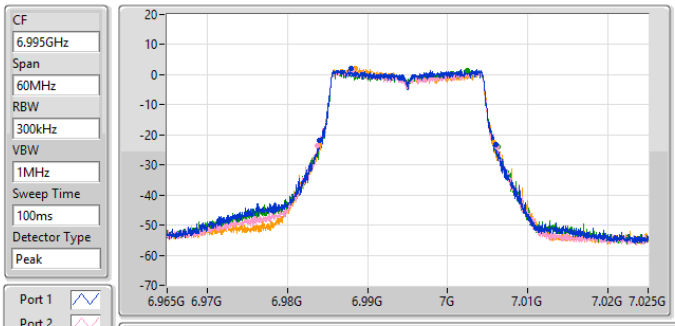

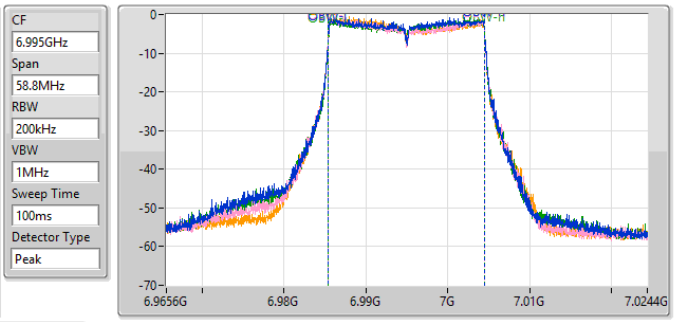

26dB(Hz)	Fl-26dB(Hz)	Fh-26dB(Hz)	OBW(Hz)	Fl-OBW(Hz)	Fh-OBW(Hz)	Limit(Hz)	Port
22.11M	6.98393G	7.00604G	19.078M	6.985432G	7.00451G	Inf	1
22.38M	6.98375G	7.00613G	19.116M	6.985404G	7.004521G	Inf	2
22.5M	6.98375G	7.00625G	19.098M	6.985428G	7.004525G	Inf	3
21.72M	6.98399G	7.00571G	19.087M	6.985417G	7.004504G	Inf	4

6.875-7.125GHz_802.11ax HEW20_Nss1,(MCS0)_4TX **EBW**

7095MHz

21/11/2022

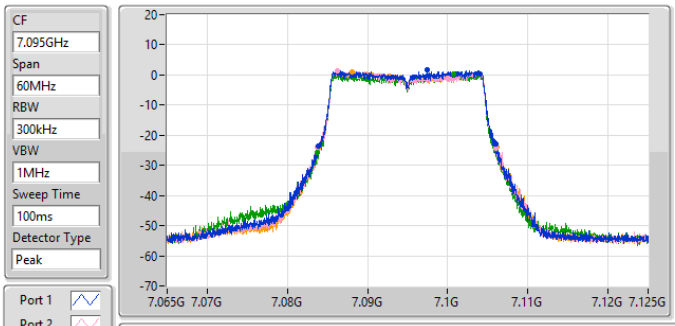

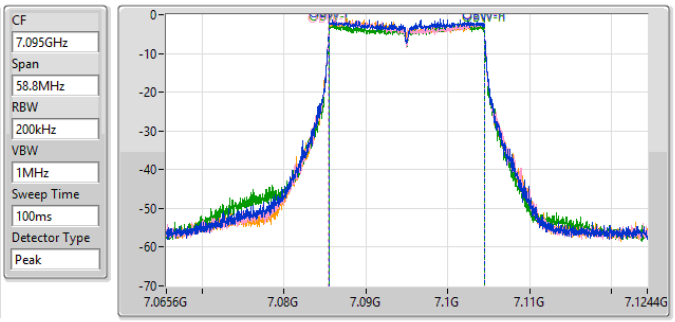

26dB(Hz)	Fl-26dB(Hz)	Fh-26dB(Hz)	OBW(Hz)	Fl-OBW(Hz)	Fh-OBW(Hz)	Limit(Hz)	Port
22.11M	7.0839G	7.10601G	19.067M	7.085447G	7.104514G	Inf	1
22.26M	7.08378G	7.10604G	19.099M	7.085418G	7.104517G	Inf	2
22.32M	7.08375G	7.10607G	19.066M	7.085437G	7.104504G	Inf	3
22.2M	7.0839G	7.1061G	19.037M	7.085444G	7.104482G	Inf	4

6.875-7.125GHz_802.11ax HEW20_Nss1,(MCS0)_4TX **EBW**

7115MHz

21/11/2022

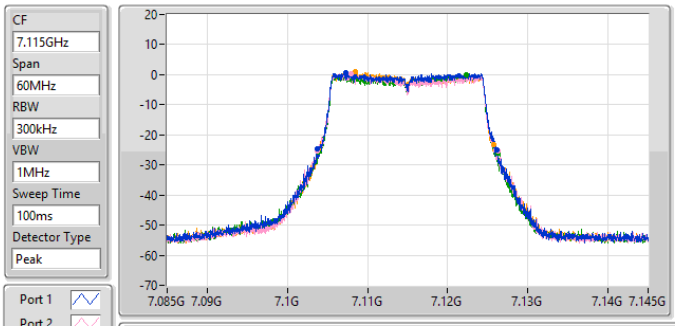

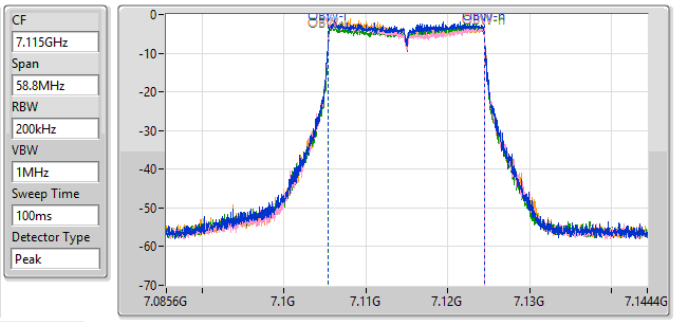

26dB(Hz)	Fl-26dB(Hz)	Fh-26dB(Hz)	OBW(Hz)	Fl-OBW(Hz)	Fh-OBW(Hz)	Limit(Hz)	Port
22.53M	7.10366G	7.12619G	19.064M	7.105433G	7.124497G	Inf	1
22.56M	7.10366G	7.12622G	19.086M	7.105415G	7.124501G	Inf	2
22.41M	7.10384G	7.12625G	19.066M	7.105435G	7.1245G	Inf	3
21.9M	7.10384G	7.12574G	19.048M	7.105433G	7.124482G	Inf	4

5.925-6.425GHz_802.11ax HEW40_Nss1,(MCS0)_4TX **EBW**

5965MHz

21/11/2022

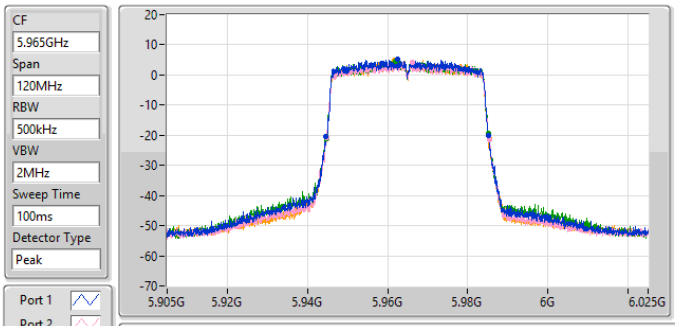

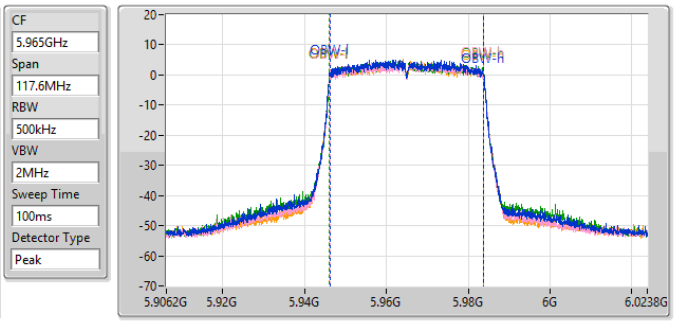

26dB(Hz)	Fl-26dB(Hz)	Fh-26dB(Hz)	OBW(Hz)	Fl-OBW(Hz)	Fh-OBW(Hz)	Limit(Hz)	Port
40.5M	5.94466G	5.98516G	37.648M	5.946134G	5.983782G	Inf	1
40.68M	5.94472G	5.9854G	37.654M	5.946159G	5.983813G	Inf	2
40.56M	5.94472G	5.98528G	37.711M	5.946122G	5.983832G	Inf	3
40.62M	5.94472G	5.98534G	37.698M	5.946104G	5.983802G	Inf	4

5.925-6.425GHz_802.11ax HEW40_Nss1,(MCS0)_4TX **EBW**

6165MHz

21/11/2022

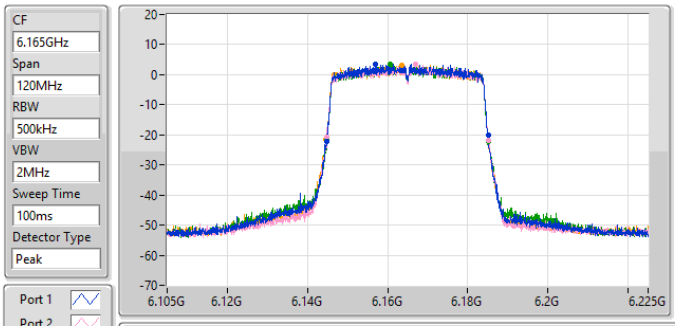

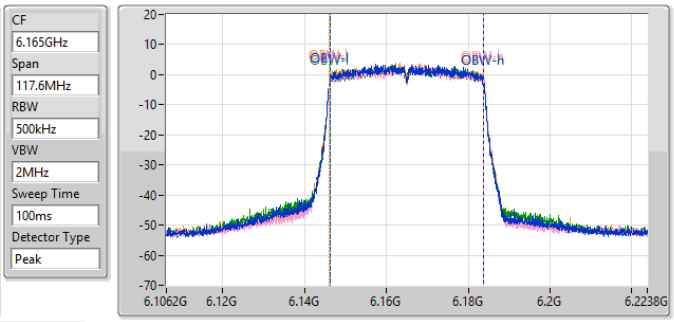

26dB(Hz)	Fl-26dB(Hz)	Fh-26dB(Hz)	OBW(Hz)	Fl-OBW(Hz)	Fh-OBW(Hz)	Limit(Hz)	Port
40.32M	6.14478G	6.1851G	37.583M	6.146162G	6.183745G	Inf	1
40.26M	6.14484G	6.1851G	37.677M	6.146129G	6.183806G	Inf	2
40.38M	6.14478G	6.18516G	37.654M	6.146143G	6.183798G	Inf	3
40.5M	6.14466G	6.18516G	37.688M	6.146105G	6.183793G	Inf	4

5.925-6.425GHz_802.11ax HEW40_Nss1,(MCS0)_4TX EBW

6405MHz

21/11/2022

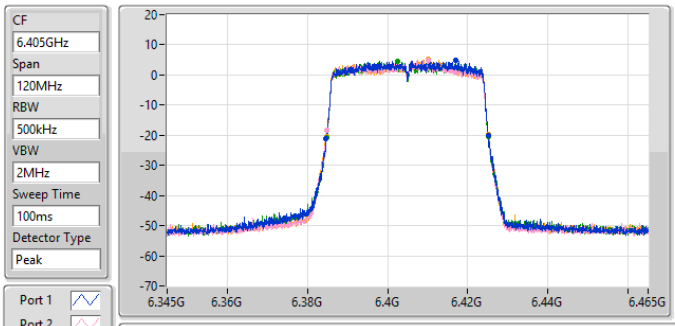

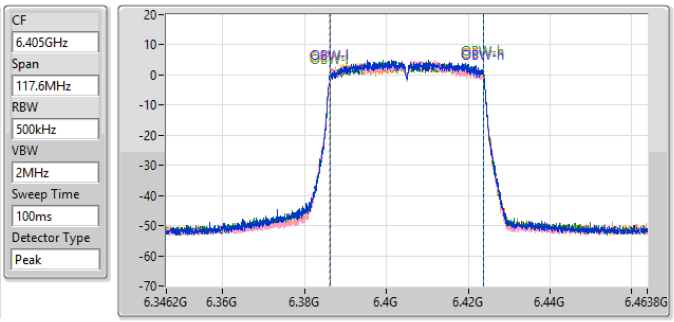

26dB(Hz)	Fl-26dB(Hz)	Fh-26dB(Hz)	OBW(Hz)	Fl-OBW(Hz)	Fh-OBW(Hz)	Limit(Hz)	Port
40.44M	6.38466G	6.4251G	37.571M	6.386185G	6.423757G	Inf	1
40.26M	6.3849G	6.42516G	37.65M	6.38613G	6.423781G	Inf	2
40.44M	6.38472G	6.42516G	37.642M	6.38618G	6.423823G	Inf	3
40.56M	6.38472G	6.42528G	37.65M	6.386149G	6.423799G	Inf	4

6.425-6.525GHz_802.11ax HEW40_Nss1,(MCS0)_4TX EBW

6445MHz

21/11/2022

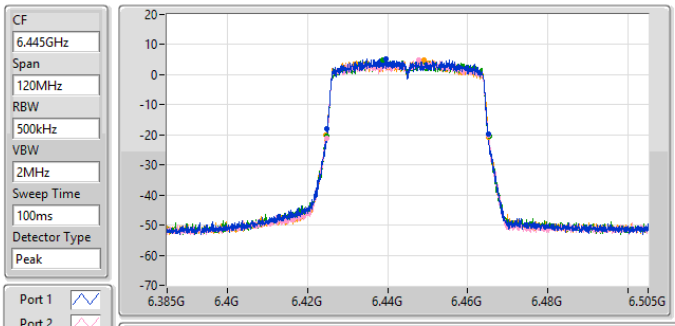

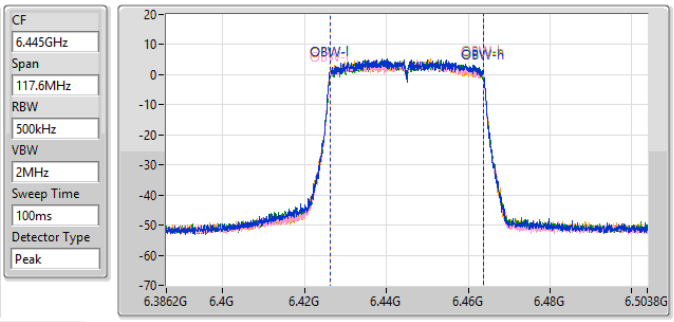

26dB(Hz)	Fl-26dB(Hz)	Fh-26dB(Hz)	OBW(Hz)	Fl-OBW(Hz)	Fh-OBW(Hz)	Limit(Hz)	Port
40.32M	6.42484G	6.46516G	37.584M	6.426166G	6.46375G	Inf	1
40.56M	6.42472G	6.46528G	37.614M	6.426153G	6.463767G	Inf	2
40.68M	6.42472G	6.4654G	37.63M	6.426145G	6.463775G	Inf	3
40.74M	6.42448G	6.46522G	37.639M	6.426143G	6.463782G	Inf	4

6.425-6.525GHz_802.11ax HEW40_Nss1,(MCS0)_4TX **EBW**

6485MHz

21/11/2022

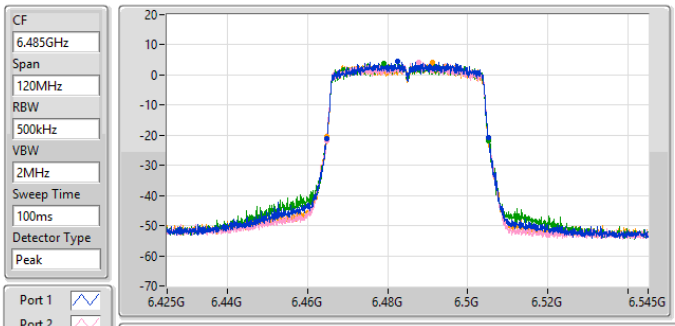

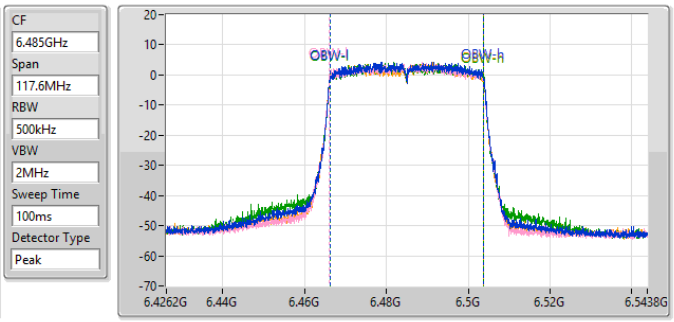

26dB(Hz)	Fl-26dB(Hz)	Fh-26dB(Hz)	OBW(Hz)	Fl-OBW(Hz)	Fh-OBW(Hz)	Limit(Hz)	Port
40.38M	6.46472G	6.5051G	37.583M	6.466198G	6.50378G	Inf	1
40.56M	6.46472G	6.50528G	37.648M	6.466125G	6.503773G	Inf	2
40.56M	6.46472G	6.50528G	37.651M	6.466153G	6.503804G	Inf	3
40.32M	6.46478G	6.5051G	37.62M	6.466155G	6.503775G	Inf	4

6.425-6.525GHz_802.11ax HEW40_Nss1,(MCS0)_4TX **EBW**

6525MHz Straddle 6.425-6.525GHz

21/11/2022

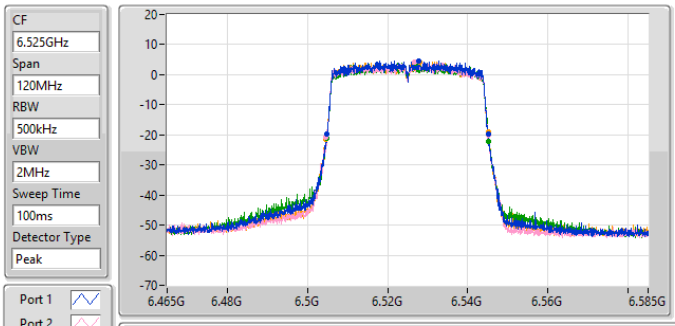

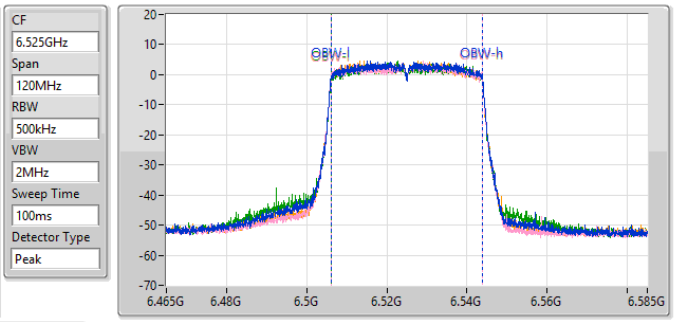

26dB(Hz)	Fl-26dB(Hz)	Fh-26dB(Hz)	OBW(Hz)	Fl-OBW(Hz)	Fh-OBW(Hz)	Limit(Hz)	Port
40.32M	6.50484G	6.54516G	37.607M	6.506151G	6.543758G	Inf	1
40.56M	6.50466G	6.54522G	37.675M	6.506115G	6.54379G	Inf	2
40.44M	6.50484G	6.54528G	37.604M	6.506162G	6.543766G	Inf	3
40.56M	6.5046G	6.54516G	37.602M	6.506151G	6.543753G	Inf	4

6.525-6.875GHz_802.11ax HEW40_Nss1,(MCS0)_4TX **EBW**

6565MHz

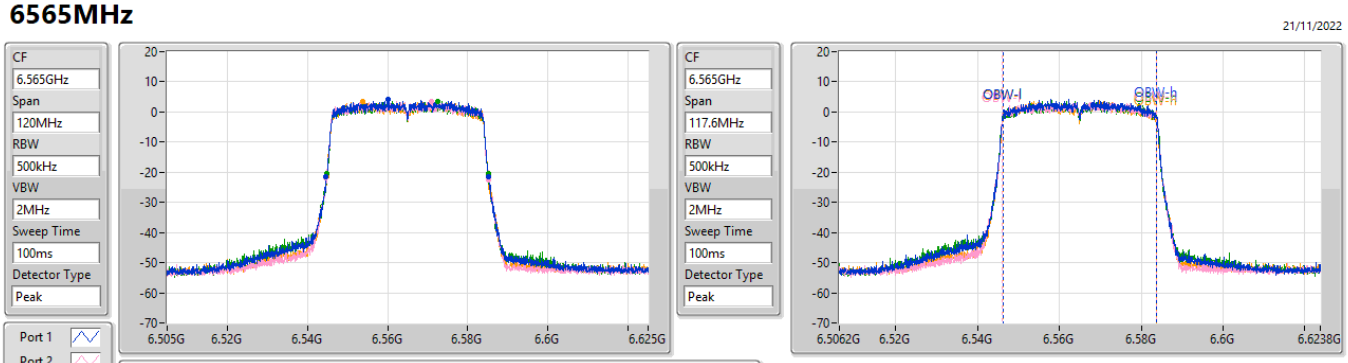

26dB(Hz)	Fl-26dB(Hz)	Fh-26dB(Hz)	OBW(Hz)	Fl-OBW(Hz)	Fh-OBW(Hz)	Limit(Hz)	Port
40.56M	6.5446G	6.58516G	37.584M	6.546186G	6.58377G	Inf	1
40.56M	6.54466G	6.58522G	37.651M	6.546125G	6.583777G	Inf	2
40.32M	6.54478G	6.5851G	37.624M	6.546148G	6.583772G	Inf	3
40.26M	6.54484G	6.5851G	37.584M	6.54617G	6.583754G	Inf	4

6.525-6.875GHz_802.11ax HEW40_Nss1,(MCS0)_4TX **EBW**

6685MHz

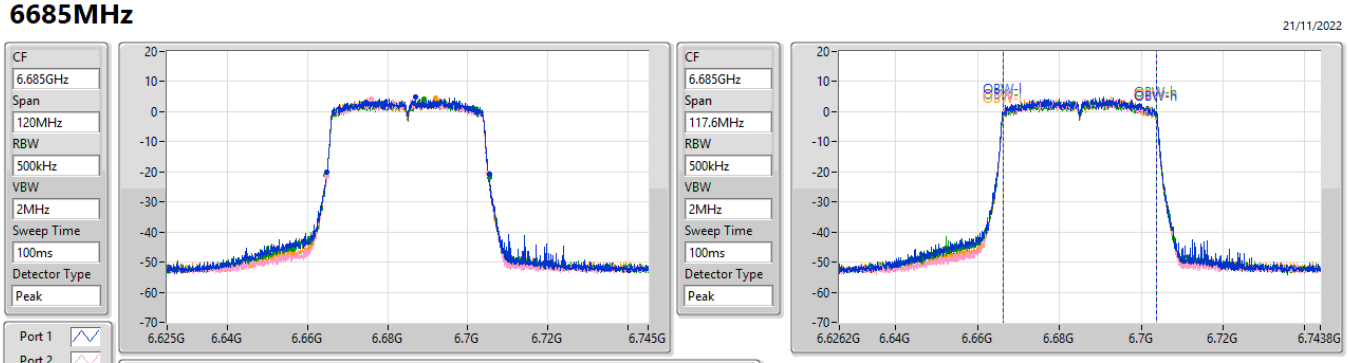

26dB(Hz)	Fl-26dB(Hz)	Fh-26dB(Hz)	OBW(Hz)	Fl-OBW(Hz)	Fh-OBW(Hz)	Limit(Hz)	Port
40.56M	6.66478G	6.70534G	37.603M	6.666172G	6.703774G	Inf	1
40.26M	6.66484G	6.7051G	37.616M	6.666161G	6.703777G	Inf	2
40.74M	6.66466G	6.7054G	37.611M	6.666177G	6.703788G	Inf	3
40.44M	6.66484G	6.70528G	37.536M	6.666187G	6.703723G	Inf	4

6.525-6.875GHz_802.11ax HEW40_Nss1,(MCS0)_4TX **EBW**

6845MHz

21/11/2022

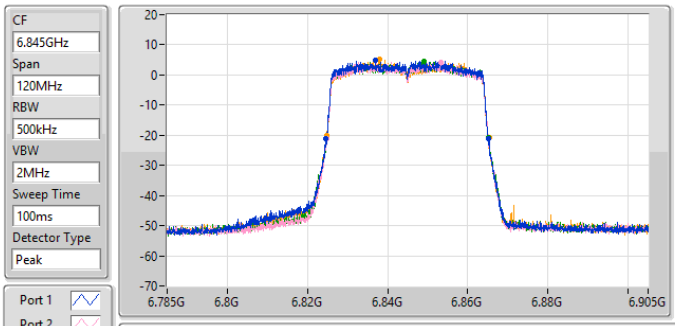

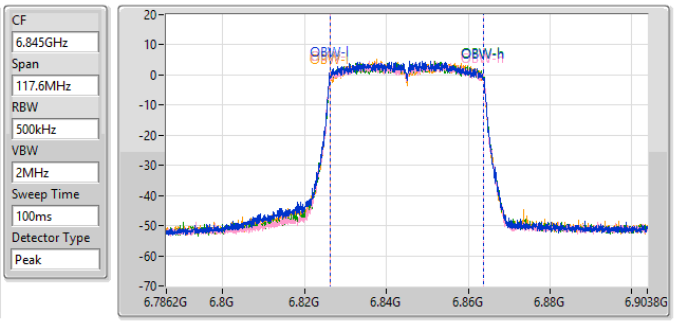

26dB(Hz)	Fl-26dB(Hz)	Fh-26dB(Hz)	OBW(Hz)	Fl-OBW(Hz)	Fh-OBW(Hz)	Limit(Hz)	Port
40.5M	6.82466G	6.86516G	37.602M	6.826141G	6.863743G	Inf	1
40.38M	6.82478G	6.86516G	37.573M	6.826169G	6.863742G	Inf	2
40.5M	6.8246G	6.8651G	37.598M	6.826187G	6.863785G	Inf	3
40.44M	6.8249G	6.86534G	37.535M	6.826208G	6.863743G	Inf	4

6.525-6.875GHz_802.11ax HEW40_Nss1,(MCS0)_4TX **EBW**

6885MHz Straddle 6.525-6.875GHz

21/11/2022

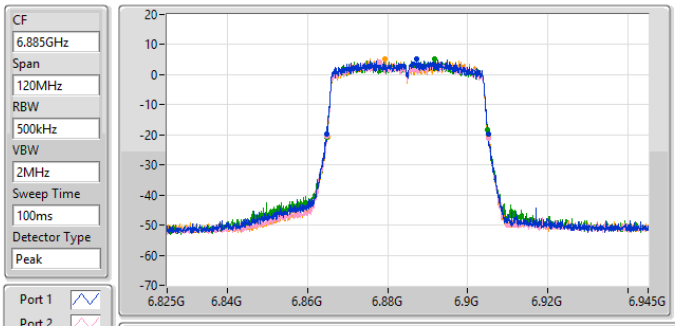

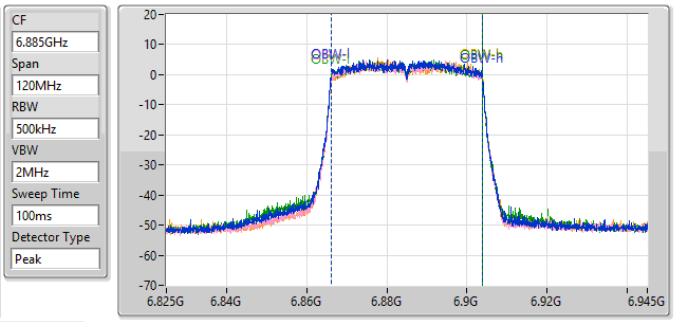

26dB(Hz)	Fl-26dB(Hz)	Fh-26dB(Hz)	OBW(Hz)	Fl-OBW(Hz)	Fh-OBW(Hz)	Limit(Hz)	Port
40.26M	6.86484G	6.9051G	37.607M	6.866148G	6.903755G	Inf	1
40.32M	6.86484G	6.90516G	37.567M	6.866188G	6.903754G	Inf	2
40.26M	6.86478G	6.90504G	37.625M	6.866149G	6.903774G	Inf	3
40.2M	6.86496G	6.90516G	37.554M	6.866219G	6.903773G	Inf	4

6.875-7.125GHz_802.11ax HEW40_Nss1,(MCS0)_4TX **EBW**

6925MHz

21/11/2022

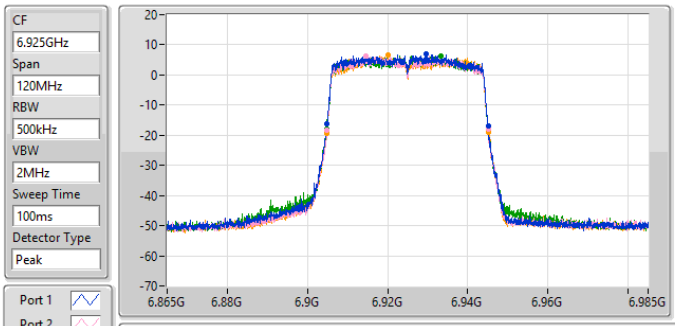

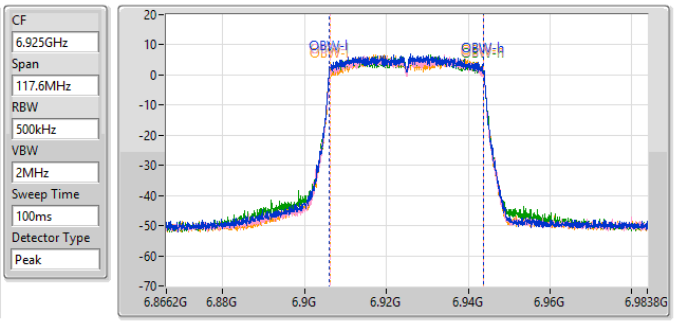

26dB(Hz)	Fl-26dB(Hz)	Fh-26dB(Hz)	OBW(Hz)	Fl-OBW(Hz)	Fh-OBW(Hz)	Limit(Hz)	Port
40.38M	6.90472G	6.9451G	37.637M	6.906128G	6.943766G	Inf	1
40.38M	6.90478G	6.94516G	37.586M	6.906161G	6.943747G	Inf	2
40.32M	6.90484G	6.94516G	37.585M	6.906158G	6.943743G	Inf	3
40.56M	6.90472G	6.94528G	37.57M	6.906193G	6.943763G	Inf	4

6.875-7.125GHz_802.11ax HEW40_Nss1,(MCS0)_4TX **EBW**

7005MHz

21/11/2022

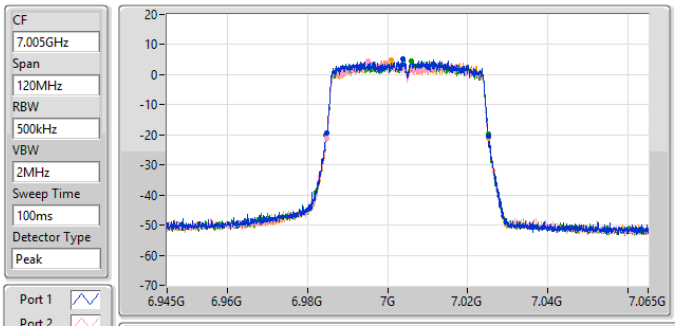

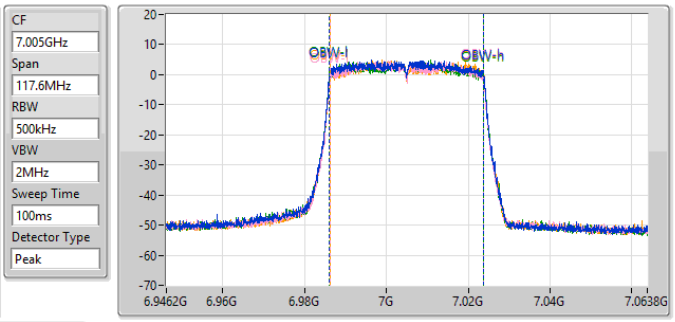

26dB(Hz)	Fl-26dB(Hz)	Fh-26dB(Hz)	OBW(Hz)	Fl-OBW(Hz)	Fh-OBW(Hz)	Limit(Hz)	Port
40.44M	6.98472G	7.02516G	37.665M	6.986105G	7.02377G	Inf	1
40.44M	6.98472G	7.02516G	37.574M	6.986183G	7.023756G	Inf	2
40.56M	6.9846G	7.02516G	37.653M	6.986117G	7.02377G	Inf	3
40.38M	6.98484G	7.02522G	37.632M	6.986159G	7.023791G	Inf	4

6.875-7.125GHz_802.11ax HEW40_Nss1,(MCS0)_4TX EBW

7085MHz

21/11/2022

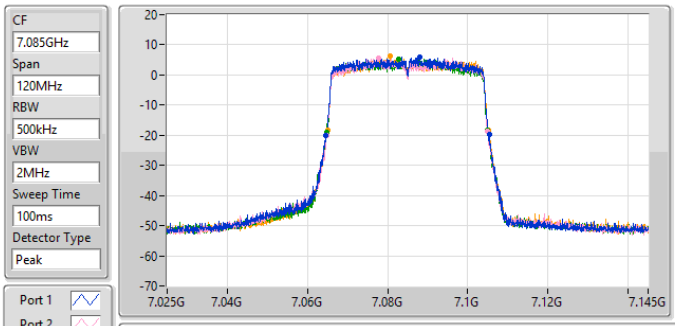

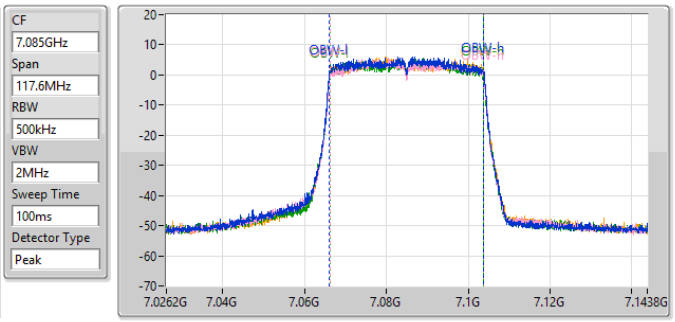

26dB(Hz)	Fl-26dB(Hz)	Fh-26dB(Hz)	OBW(Hz)	Fl-OBW(Hz)	Fh-OBW(Hz)	Limit(Hz)	Port
40.86M	7.06454G	7.1054G	37.688M	7.066119G	7.103807G	Inf	1
40.26M	7.06478G	7.10504G	37.606M	7.066178G	7.103784G	Inf	2
40.32M	7.06472G	7.10504G	37.635M	7.066143G	7.103778G	Inf	3
40.14M	7.06496G	7.1051G	37.688M	7.066139G	7.103827G	Inf	4

5.925-6.425GHz_802.11ax HEW80_Nss1,(MCS0)_4TX EBW

5985MHz

21/11/2022

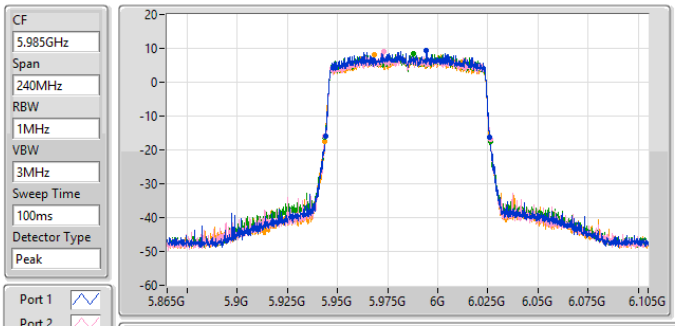

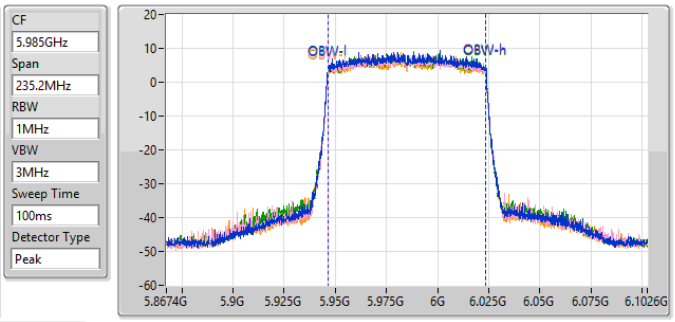

26dB(Hz)	Fl-26dB(Hz)	Fh-26dB(Hz)	OBW(Hz)	Fl-OBW(Hz)	Fh-OBW(Hz)	Limit(Hz)	Port
82.08M	5.94396G	6.02604G	77.1M	5.946431G	6.023531G	Inf	1
82.44M	5.94384G	6.02628G	77.048M	5.946451G	6.023498G	Inf	2
82.44M	5.94384G	6.02628G	77.15M	5.9464G	6.02355G	Inf	3
82.68M	5.9436G	6.02628G	77.205M	5.946389G	6.023594G	Inf	4

5.925-6.425GHz_802.11ax HEW80_Nss1,(MCS0)_4TX **EBW**

6145MHz

21/11/2022

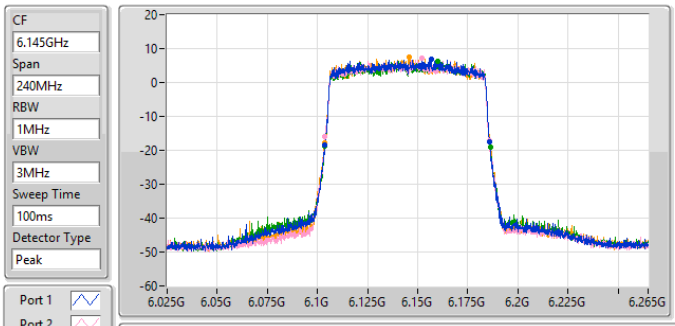

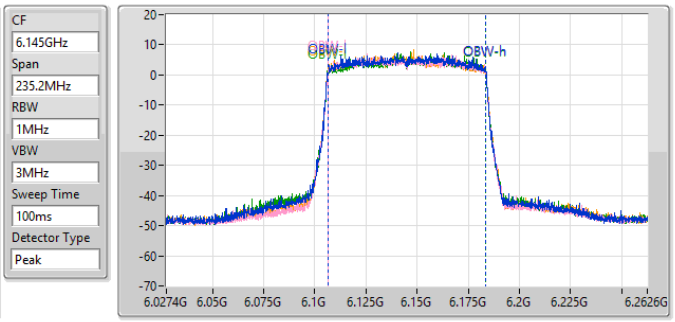

26dB(Hz)	Fl-26dB(Hz)	Fh-26dB(Hz)	OBW(Hz)	Fl-OBW(Hz)	Fh-OBW(Hz)	Limit(Hz)	Port
82.2M	6.10384G	6.18604G	76.97M	6.106471G	6.183442G	Inf	1
82.2M	6.10372G	6.18592G	77.047M	6.106425G	6.183472G	Inf	2
82.68M	6.1036G	6.18628G	77.087M	6.106447G	6.183534G	Inf	3
82.2M	6.10372G	6.18592G	77.154M	6.106368G	6.183522G	Inf	4

5.925-6.425GHz_802.11ax HEW80_Nss1,(MCS0)_4TX **EBW**

6385MHz

21/11/2022

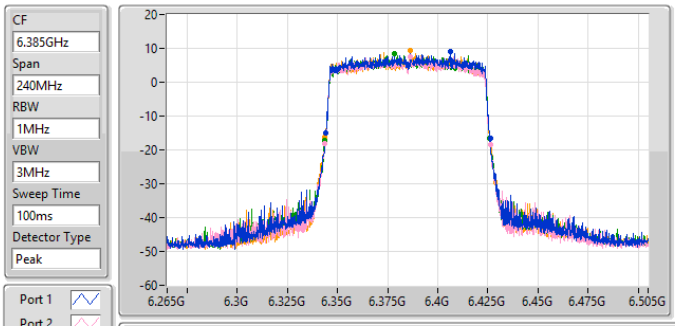

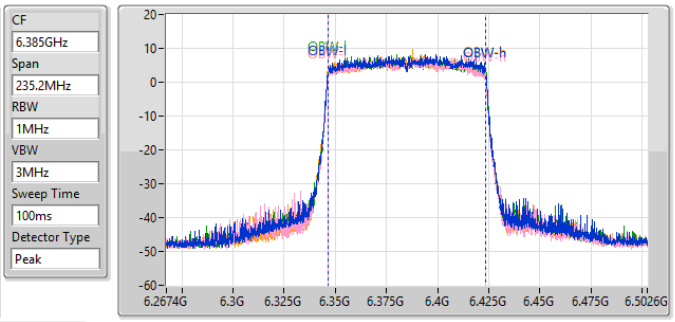

26dB(Hz)	Fl-26dB(Hz)	Fh-26dB(Hz)	OBW(Hz)	Fl-OBW(Hz)	Fh-OBW(Hz)	Limit(Hz)	Port
82.2M	6.34408G	6.42628G	77.035M	6.346463G	6.423498G	Inf	1
82.44M	6.34384G	6.42628G	77.004M	6.346427G	6.423431G	Inf	2
82.2M	6.34372G	6.42592G	77.192M	6.346391G	6.423584G	Inf	3
82.44M	6.3436G	6.42604G	77.163M	6.346376G	6.423539G	Inf	4

6.425-6.525GHz_802.11ax HEW80_Nss1,(MCS0)_4TX **EBW**

6465MHz

21/11/2022

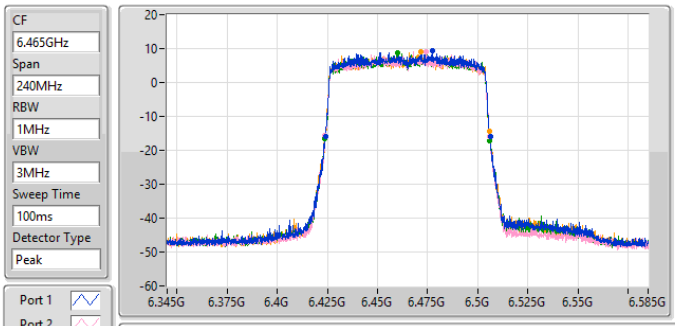

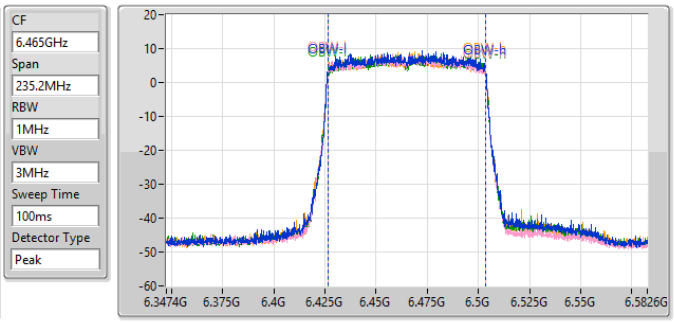

26dB(Hz)	Fl-26dB(Hz)	Fh-26dB(Hz)	OBW(Hz)	Fl-OBW(Hz)	Fh-OBW(Hz)	Limit(Hz)	Port
82.2M	6.42396G	6.50616G	77.018M	6.426457G	6.503475G	Inf	1
82.32M	6.42372G	6.50604G	77.079M	6.426371G	6.50345G	Inf	2
82.32M	6.42372G	6.50604G	77.006M	6.426524G	6.50353G	Inf	3
81.96M	6.42384G	6.5058G	77.089M	6.426377G	6.503466G	Inf	4

6.425-6.525GHz_802.11ax HEW80_Nss1,(MCS0)_4TX **EBW**

6545MHz Straddle 6.425-6.525GHz

21/11/2022

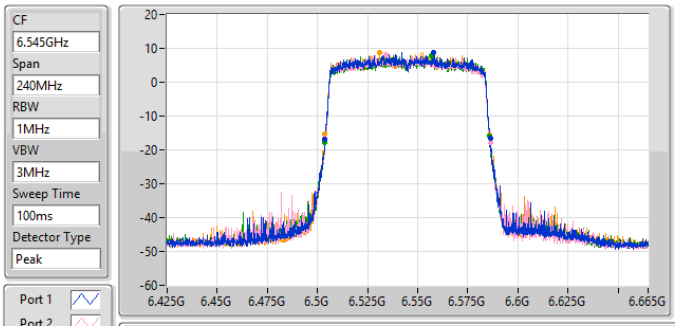

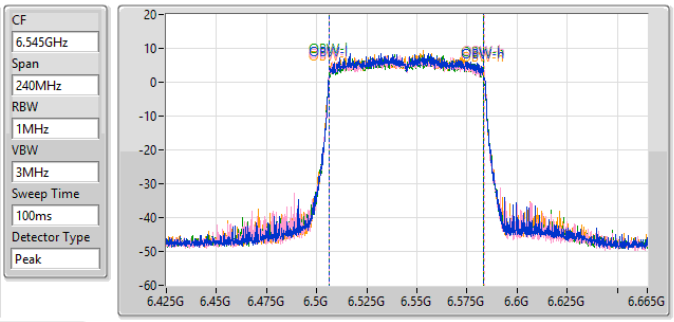

26dB(Hz)	Fl-26dB(Hz)	Fh-26dB(Hz)	OBW(Hz)	Fl-OBW(Hz)	Fh-OBW(Hz)	Limit(Hz)	Port
82.44M	6.50384G	6.58628G	77.04M	6.506448G	6.583488G	Inf	1
82.68M	6.50372G	6.5864G	77.123M	6.506395G	6.583518G	Inf	2
82.32M	6.5036G	6.58592G	77.011M	6.506411G	6.583422G	Inf	3
82.2M	6.50384G	6.58604G	76.981M	6.506371G	6.583353G	Inf	4

6.525-6.875GHz_802.11ax HEW80_Nss1,(MCS0)_4TX **EBW**

6625MHz

21/11/2022

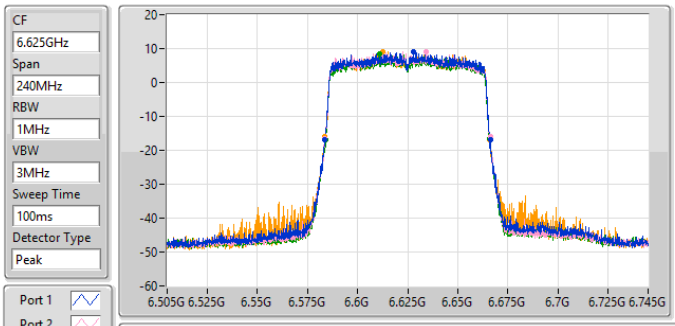

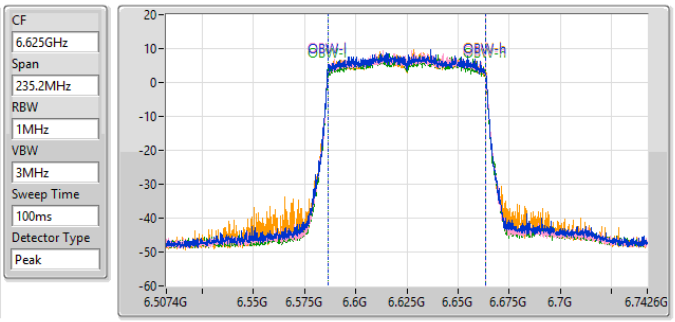

26dB(Hz)	Fl-26dB(Hz)	Fh-26dB(Hz)	OBW(Hz)	Fl-OBW(Hz)	Fh-OBW(Hz)	Limit(Hz)	Port
82.56M	6.5836G	6.66616G	77.027M	6.586391G	6.663418G	Inf	1
82.32M	6.58384G	6.66616G	77.081M	6.586387G	6.663468G	Inf	2
81.84M	6.58408G	6.66592G	76.957M	6.586535G	6.663491G	Inf	3
82.2M	6.58372G	6.66592G	76.988M	6.58645G	6.663438G	Inf	4

6.525-6.875GHz_802.11ax HEW80_Nss1,(MCS0)_4TX **EBW**

6705MHz

21/11/2022

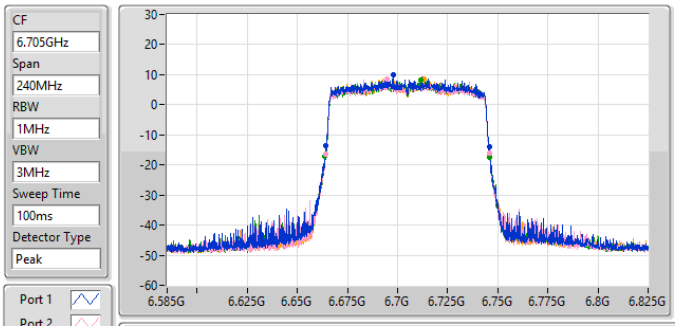

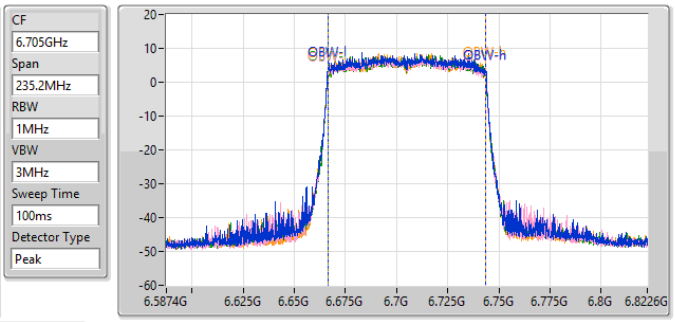

26dB(Hz)	Fl-26dB(Hz)	Fh-26dB(Hz)	OBW(Hz)	Fl-OBW(Hz)	Fh-OBW(Hz)	Limit(Hz)	Port
81.6M	6.66408G	6.74568G	76.972M	6.666472G	6.743445G	Inf	1
81.96M	6.66396G	6.74592G	76.958M	6.666459G	6.743417G	Inf	2
82.44M	6.6636G	6.74604G	76.909M	6.666518G	6.743428G	Inf	3
81.96M	6.66384G	6.7458G	76.83M	6.666577G	6.743408G	Inf	4

6.525-6.875GHz_802.11ax HEW80_Nss1,(MCS0)_4TX **EBW**

6785MHz

21/11/2022

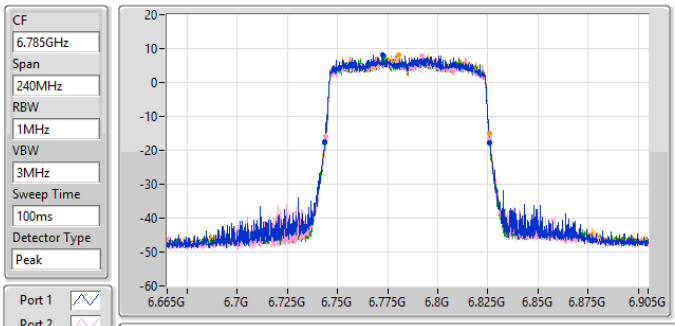

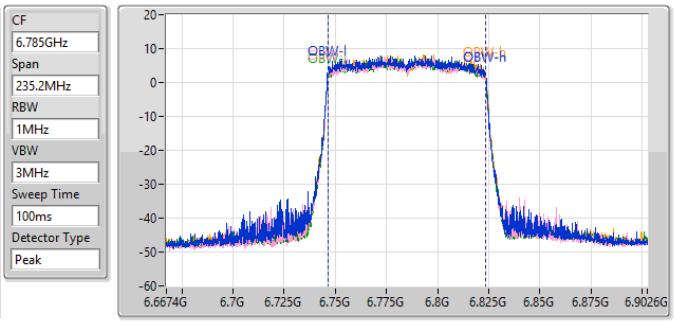

26dB(Hz)	Fl-26dB(Hz)	Fh-26dB(Hz)	OBW(Hz)	Fl-OBW(Hz)	Fh-OBW(Hz)	Limit(Hz)	Port
82.32M	6.74372G	6.82604G	77.005M	6.746382G	6.823387G	Inf	1
81.84M	6.74408G	6.82592G	76.825M	6.74651G	6.823335G	Inf	2
82.2M	6.74384G	6.82604G	76.959M	6.746426G	6.823385G	Inf	3
82.2M	6.74372G	6.82592G	76.851M	6.746577G	6.823428G	Inf	4

6.525-6.875GHz_802.11ax HEW80_Nss1,(MCS0)_4TX **EBW**

6865MHz Straddle 6.525-6.875GHz

21/11/2022

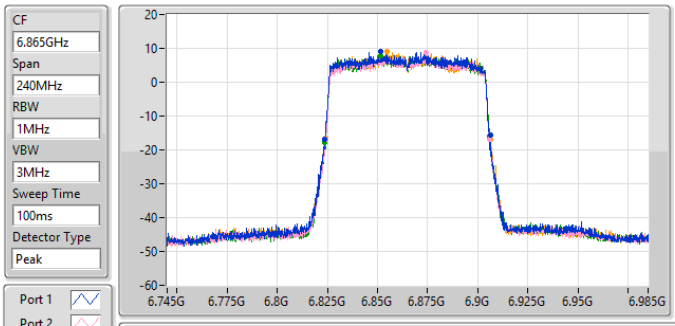

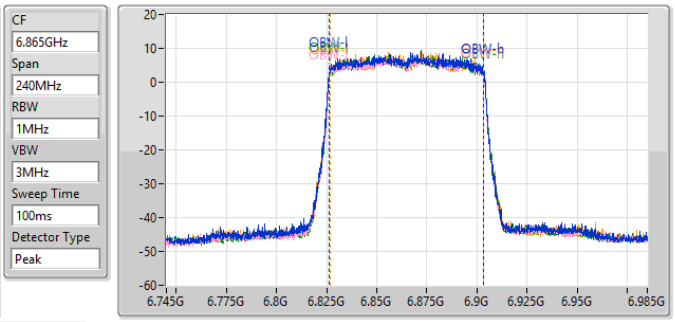

26dB(Hz)	Fl-26dB(Hz)	Fh-26dB(Hz)	OBW(Hz)	Fl-OBW(Hz)	Fh-OBW(Hz)	Limit(Hz)	Port
82.68M	6.82348G	6.90616G	77.079M	6.826349G	6.903429G	Inf	1
81.72M	6.82408G	6.9058G	76.912M	6.826488G	6.9034G	Inf	2
82.32M	6.82372G	6.90604G	77.058M	6.826424G	6.903481G	Inf	3
82.2M	6.82396G	6.90616G	76.958M	6.826512G	6.90347G	Inf	4

6.875-7.125GHz_802.11ax HEW80_Nss1,(MCS0)_4TX EBW

6945MHz

21/11/2022

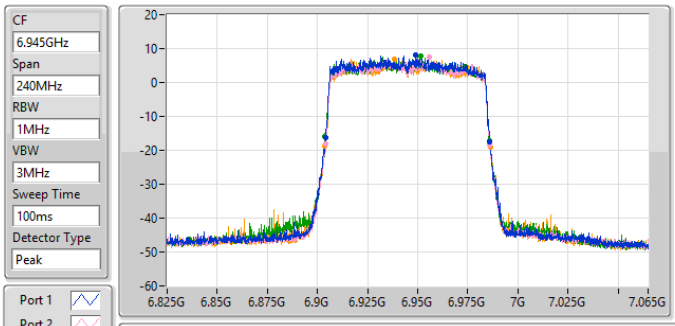

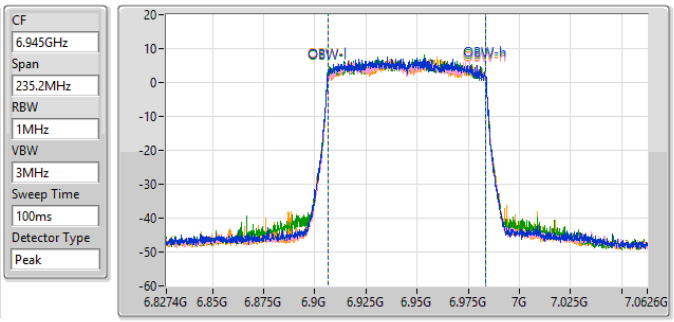

26dB(Hz)	Fl-26dB(Hz)	Fh-26dB(Hz)	OBW(Hz)	Fl-OBW(Hz)	Fh-OBW(Hz)	Limit(Hz)	Port
81.84M	6.90408G	6.98592G	77.134M	6.906363G	6.983497G	Inf	1
81.96M	6.90408G	6.98604G	76.935M	6.906469G	6.983404G	Inf	2
82.2M	6.90384G	6.98604G	77.059M	6.906362G	6.98342G	Inf	3
82.56M	6.90372G	6.98628G	77M	6.906439G	6.983439G	Inf	4

6.875-7.125GHz_802.11ax HEW80_Nss1,(MCS0)_4TX EBW

7025MHz

21/11/2022

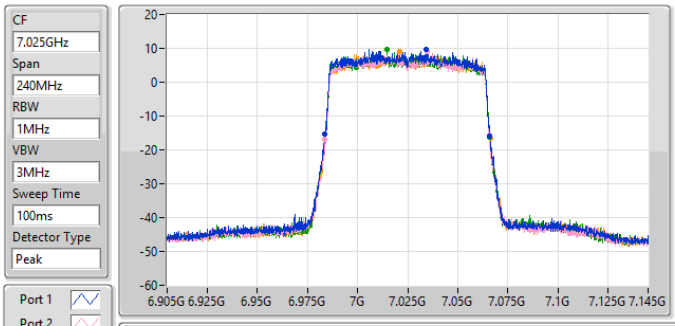

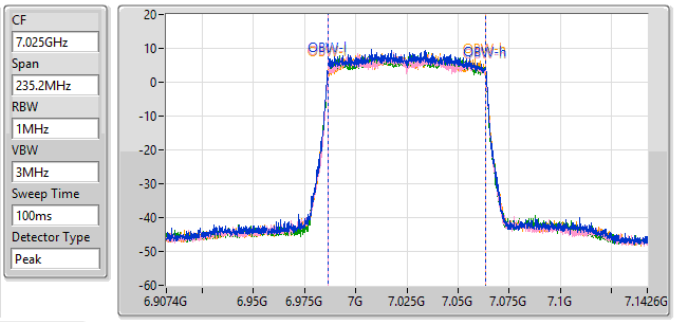

26dB(Hz)	Fl-26dB(Hz)	Fh-26dB(Hz)	OBW(Hz)	Fl-OBW(Hz)	Fh-OBW(Hz)	Limit(Hz)	Port
82.08M	6.98372G	7.0658G	77.046M	6.986367G	7.063412G	Inf	1
81.84M	6.98384G	7.06568G	77.034M	6.986456G	7.06349G	Inf	2
81.96M	6.98384G	7.0658G	77.008M	6.986389G	7.063397G	Inf	3
82.56M	6.98372G	7.06628G	77.062M	6.986475G	7.063538G	Inf	4

5.925-6.425GHz_802.11ax HEW160_Nss1,(MCS0)_4TX **EBW**

6025MHz

21/11/2022

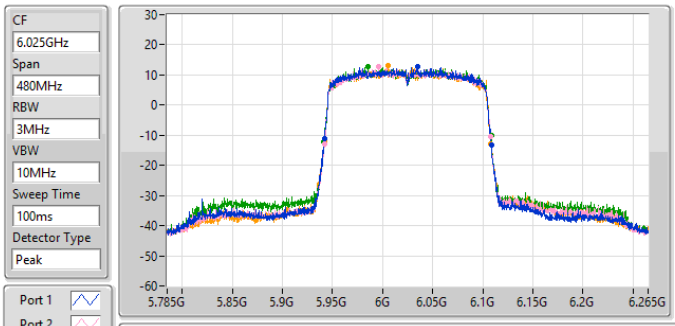

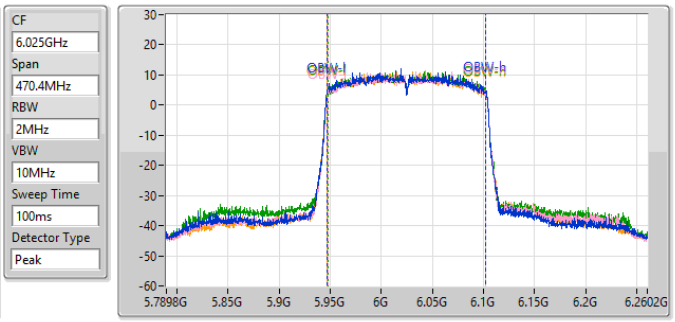

26dB(Hz)	Fl-26dB(Hz)	Fh-26dB(Hz)	OBW(Hz)	Fl-OBW(Hz)	Fh-OBW(Hz)	Limit(Hz)	Port
167.04M	5.94172G	6.10876G	155.169M	5.947242G	6.102411G	Inf	1
166.32M	5.94196G	6.10828G	154.665M	5.947682G	6.102347G	Inf	2
167.28M	5.94148G	6.10876G	155.003M	5.947493G	6.102496G	Inf	3
166.32M	5.94172G	6.10804G	154.871M	5.947378G	6.102249G	Inf	4

5.925-6.425GHz_802.11ax HEW160_Nss1,(MCS0)_4TX **EBW**

6185MHz

21/11/2022

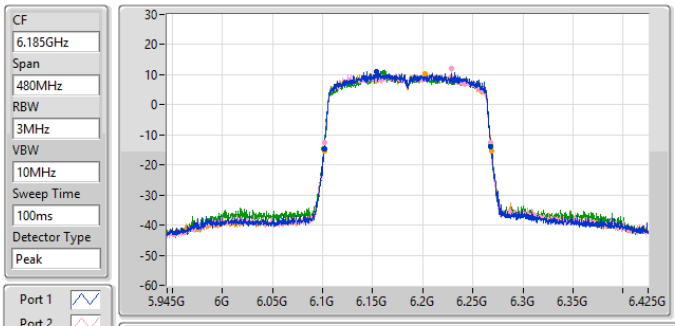

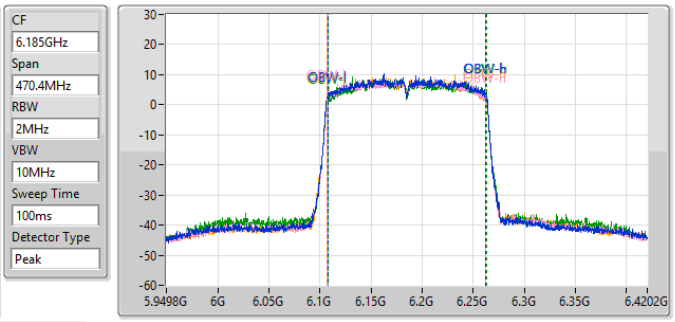

26dB(Hz)	Fl-26dB(Hz)	Fh-26dB(Hz)	OBW(Hz)	Fl-OBW(Hz)	Fh-OBW(Hz)	Limit(Hz)	Port
166.56M	6.10172G	6.26828G	154.852M	6.107607G	6.262459G	Inf	1
165.36M	6.1022G	6.26756G	154.83M	6.107455G	6.262285G	Inf	2
167.04M	6.10124G	6.26828G	155.051M	6.107694G	6.262745G	Inf	3
166.8M	6.10172G	6.26852G	154.887M	6.107446G	6.262333G	Inf	4

5.925-6.425GHz_802.11ax HEW160_Nss1,(MCS0)_4TX **EBW**

6345MHz

21/11/2022

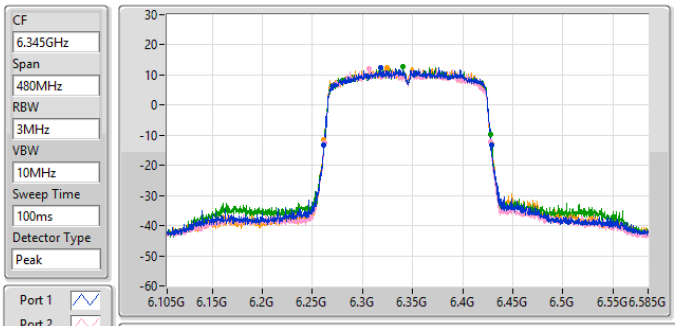

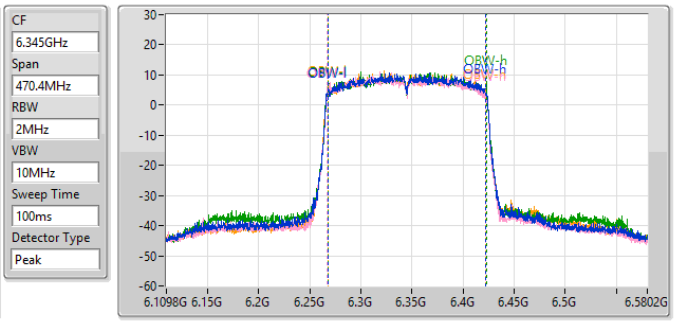

26dB(Hz)	Fl-26dB(Hz)	Fh-26dB(Hz)	OBW(Hz)	Fl-OBW(Hz)	Fh-OBW(Hz)	Limit(Hz)	Port
167.04M	6.26148G	6.42852G	154.654M	6.267744G	6.422398G	Inf	1
166.08M	6.26172G	6.4278G	154.88M	6.267315G	6.422195G	Inf	2
166.56M	6.26148G	6.42804G	154.89M	6.267701G	6.422591G	Inf	3
167.52M	6.26148G	6.429G	154.672M	6.267561G	6.422232G	Inf	4

6.425-6.525GHz_802.11ax HEW160_Nss1,(MCS0)_4TX **EBW**

6505MHz Straddle 6.425-6.525GHz

21/11/2022

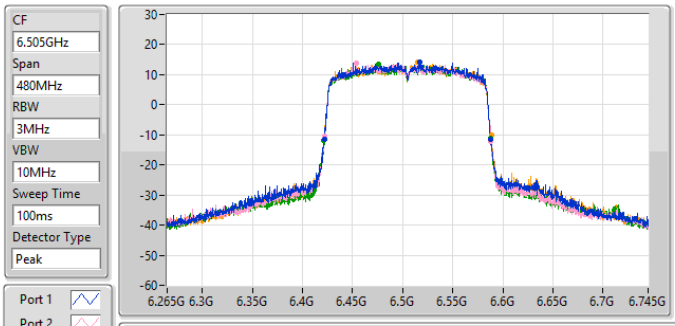

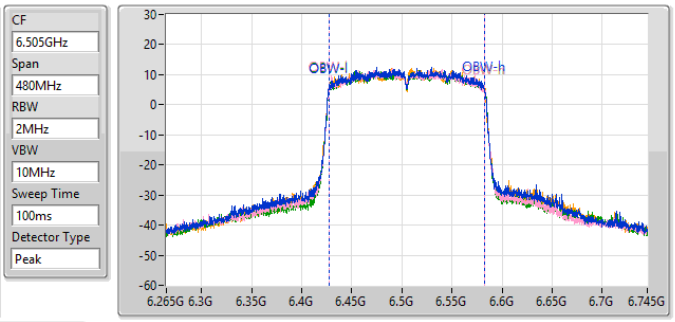

26dB(Hz)	Fl-26dB(Hz)	Fh-26dB(Hz)	OBW(Hz)	Fl-OBW(Hz)	Fh-OBW(Hz)	Limit(Hz)	Port
166.56M	6.42172G	6.58828G	154.472M	6.42764G	6.582111G	Inf	1
166.08M	6.42196G	6.58804G	154.766M	6.427514G	6.58228G	Inf	2
166.8M	6.42148G	6.58828G	154.675M	6.427727G	6.582402G	Inf	3
166.8M	6.42172G	6.58852G	154.658M	6.427573G	6.582231G	Inf	4

6.525-6.875GHz_802.11ax HEW160_Nss1,(MCS0)_4TX EBW

6665MHz

21/11/2022

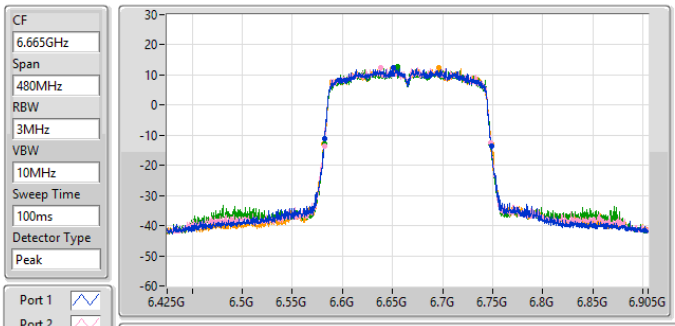

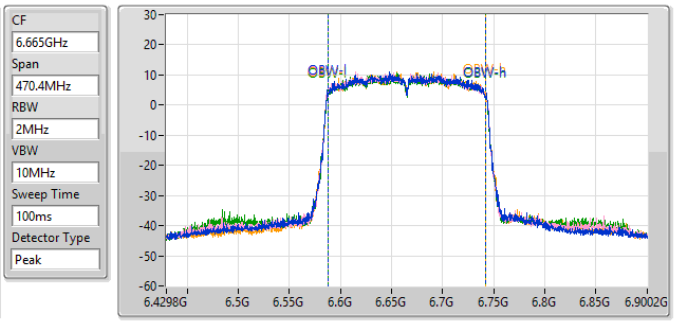

26dB(Hz)	Fl-26dB(Hz)	Fh-26dB(Hz)	OBW(Hz)	Fl-OBW(Hz)	Fh-OBW(Hz)	Limit(Hz)	Port
166.8M	6.58196G	6.74876G	154.611M	6.587527G	6.742138G	Inf	1
166.32M	6.58172G	6.74804G	154.717M	6.587549G	6.742265G	Inf	2
166.32M	6.58172G	6.74804G	154.637M	6.58763G	6.742267G	Inf	3
168M	6.58076G	6.74876G	154.607M	6.587638G	6.742245G	Inf	4

6.525-6.875GHz_802.11ax HEW160_Nss1,(MCS0)_4TX EBW

6825MHz Straddle 6.525-6.875GHz

21/11/2022

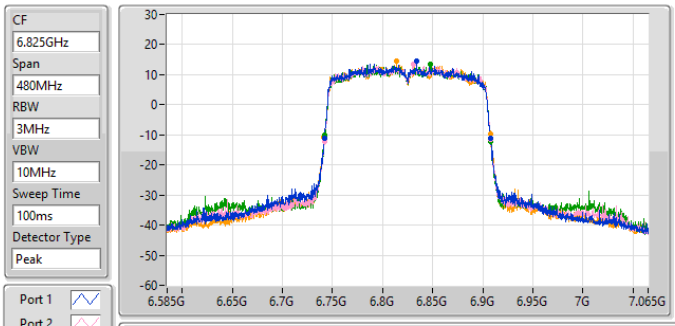

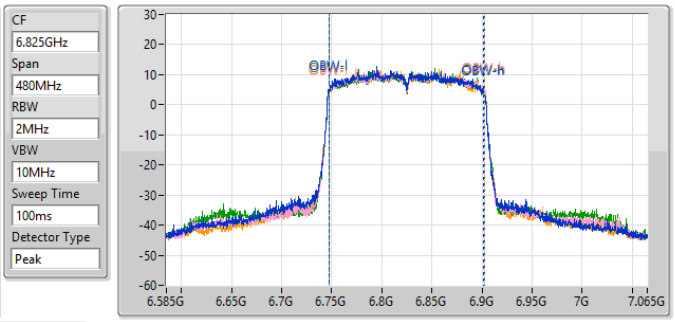

26dB(Hz)	Fl-26dB(Hz)	Fh-26dB(Hz)	OBW(Hz)	Fl-OBW(Hz)	Fh-OBW(Hz)	Limit(Hz)	Port
165.12M	6.7422G	6.90732G	154.532M	6.747319G	6.901851G	Inf	1
166.32M	6.74172G	6.90804G	154.341M	6.747755G	6.902096G	Inf	2
166.08M	6.7422G	6.90828G	154.477M	6.747584G	6.902061G	Inf	3
166.56M	6.74148G	6.90804G	154.507M	6.747707G	6.902213G	Inf	4

6.875-7.125GHz_802.11ax HEW160_Nss1,(MCS0)_4TX **EBW**

6985MHz

21/11/2022

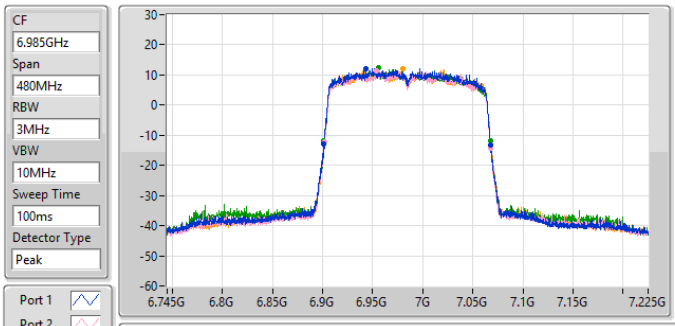

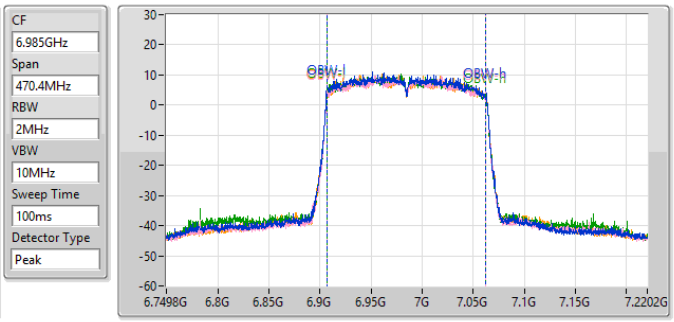

26dB(Hz)	Fl-26dB(Hz)	Fh-26dB(Hz)	OBW(Hz)	Fl-OBW(Hz)	Fh-OBW(Hz)	Limit(Hz)	Port
166.32M	6.90148G	7.0678G	154.913M	6.907074G	7.061988G	Inf	1
166.32M	6.90196G	7.06828G	154.843M	6.907427G	7.06227G	Inf	2
166.56M	6.90124G	7.0678G	154.71M	6.907261G	7.061971G	Inf	3
166.8M	6.90148G	7.06828G	154.711M	6.907365G	7.062076G	Inf	4

Summary

Mode	Max-N dB (Hz)	Max-OBW (Hz)	ITU-Code	Min-N dB (Hz)	Min-OBW (Hz)
5.925-6.425GHz	-	-	-	-	-
802.11ax HEW20-BF_Nss1,(MCS0)_4TX	22.23M	19.061M	19M1D1D	20.73M	18.919M
802.11ax HEW40-BF_Nss1,(MCS0)_4TX	57.3M	37.691M	37M7D1D	40.56M	37.474M
802.11ax HEW80-BF_Nss1,(MCS0)_4TX	84.12M	77.135M	77M1D1D	80.4M	76.24M
802.11ax HEW160-BF_Nss1,(MCS0)_4TX	272.16M	155.512M	156MD1D	166.08M	154.257M
6.425-6.525GHz	-	-	-	-	-
802.11ax HEW20-BF_Nss1,(MCS0)_4TX	22.23M	19.132M	19M1D1D	20.7M	18.841M
802.11ax HEW40-BF_Nss1,(MCS0)_4TX	60.72M	37.703M	37M7D1D	40.14M	37.597M
802.11ax HEW80-BF_Nss1,(MCS0)_4TX	84.6M	77.14M	77M1D1D	81.36M	76.795M
802.11ax HEW160-BF_Nss1,(MCS0)_4TX	252.48M	154.851M	155MD1D	183.36M	154.766M
6.525-6.875GHz	-	-	-	-	-
802.11ax HEW20-BF_Nss1,(MCS0)_4TX	22.26M	19.051M	19M1D1D	20.91M	19.006M
802.11ax HEW40-BF_Nss1,(MCS0)_4TX	49.62M	37.875M	37M9D1D	40.08M	37.268M
802.11ax HEW80-BF_Nss1,(MCS0)_4TX	154.2M	77.154M	77M2D1D	81.96M	76.341M
802.11ax HEW160-BF_Nss1,(MCS0)_4TX	302.4M	155.7M	156MD1D	170.64M	154.53M
6.875-7.125GHz	-	-	-	-	-
802.11ax HEW20-BF_Nss1,(MCS0)_4TX	22.56M	19.053M	19M1D1D	20.34M	18.949M
802.11ax HEW40-BF_Nss1,(MCS0)_4TX	56.52M	37.671M	37M7D1D	40.14M	37.261M
802.11ax HEW80-BF_Nss1,(MCS0)_4TX	129.48M	77.25M	77M2D1D	82.44M	76.77M
802.11ax HEW160-BF_Nss1,(MCS0)_4TX	314.16M	154.962M	155MD1D	239.04M	154.421M

Max-N dB = Maximum 6dB down bandwidth for 5.725-5.85GHz band / Maximum 26dB down bandwidth for other band;
Max-OBW = Maximum 99% occupied bandwidth;
Min-N dB = Minimum 6dB down bandwidth for 5.725-5.85GHz band / Maximum 26dB down bandwidth for other band;
Min-OBW = Minimum 99% occupied bandwidth

Port X-N dB = Port X 6dB down bandwidth for 5.725-5.85GHz band / 26dB down bandwidth for other band
Port X-OBW = Port X 99% occupied bandwidth

5.925-6.425GHz_802.11ax HEW20-BF_Nss1,(MCS0)_4TX EBW

5955MHz

21/11/2022

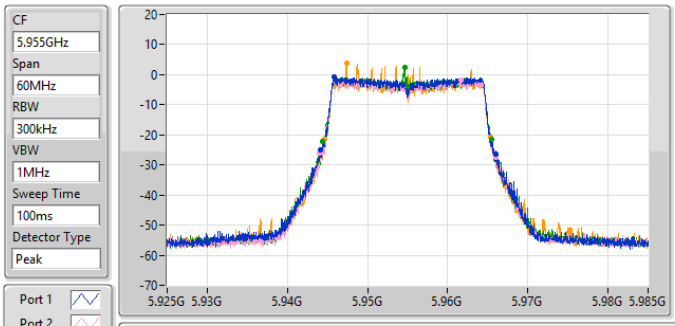

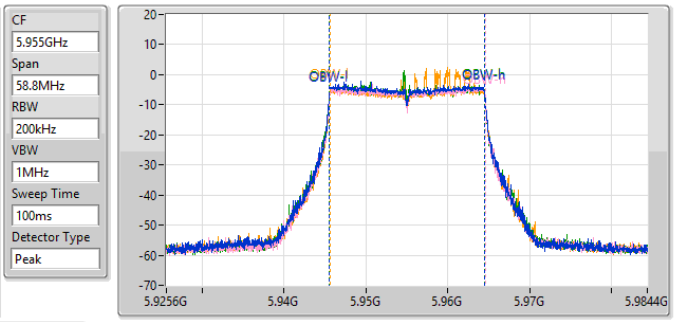

26dB(Hz)	Fl-26dB(Hz)	Fh-26dB(Hz)	OBW(Hz)	Fl-OBW(Hz)	Fh-OBW(Hz)	Limit(Hz)	Port
21.93M	5.94408G	5.96601G	19.044M	5.945511G	5.964555G	Inf	1
22.02M	5.94402G	5.96604G	19.042M	5.945529G	5.964571G	Inf	2
21.09M	5.94441G	5.9655G	19.033M	5.945523G	5.964556G	Inf	3
20.73M	5.94462G	5.96535G	18.919M	5.945584G	5.964502G	Inf	4

5.925-6.425GHz_802.11ax HEW20-BF_Nss1,(MCS0)_4TX EBW

6175MHz

21/11/2022

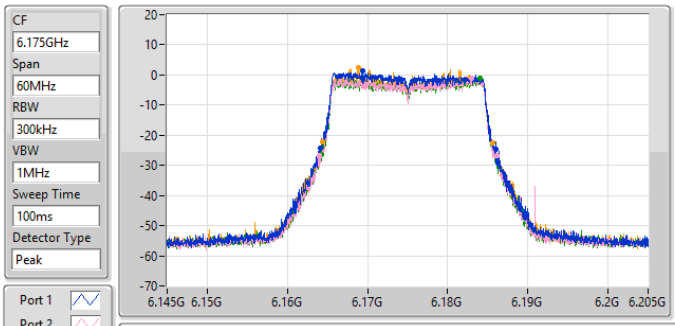

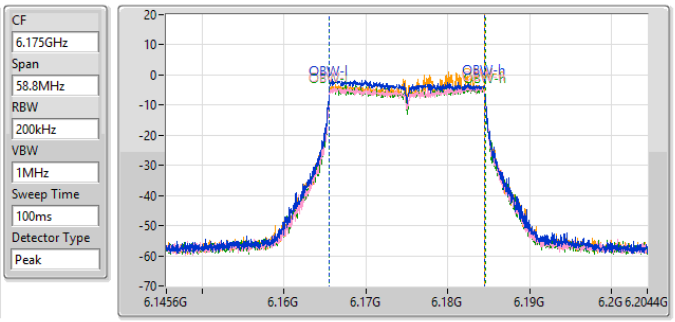

26dB(Hz)	Fl-26dB(Hz)	Fh-26dB(Hz)	OBW(Hz)	Fl-OBW(Hz)	Fh-OBW(Hz)	Limit(Hz)	Port
21.87M	6.16414G	6.18601G	19.028M	6.165505G	6.184533G	Inf	1
22.23M	6.16393G	6.18616G	19.046M	6.165515G	6.184561G	Inf	2
21.81M	6.16429G	6.1861G	19.044M	6.165523G	6.184567G	Inf	3
21.21M	6.16438G	6.18559G	18.993M	6.165555G	6.184547G	Inf	4

5.925-6.425GHz_802.11ax HEW20-BF_Nss1,(MCS0)_4TX EBW

6415MHz

21/11/2022

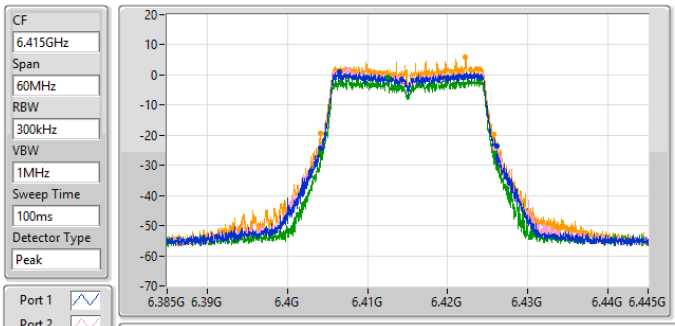

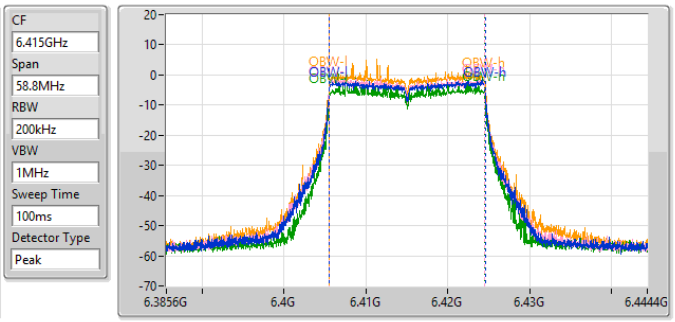

26dB(Hz)	Fl-26dB(Hz)	Fh-26dB(Hz)	OBW(Hz)	Fl-OBW(Hz)	Fh-OBW(Hz)	Limit(Hz)	Port
21.93M	6.40417G	6.4261G	19.061M	6.405508G	6.42457G	Inf	1
21.81M	6.40408G	6.42589G	19.044M	6.405513G	6.424557G	Inf	2
21.66M	6.40417G	6.42583G	18.992M	6.405552G	6.424544G	Inf	3
21.57M	6.40417G	6.42574G	19.023M	6.405537G	6.42456G	Inf	4

6.425-6.525GHz_802.11ax HEW20-BF_Nss1,(MCS0)_4TX EBW

6435MHz

21/11/2022

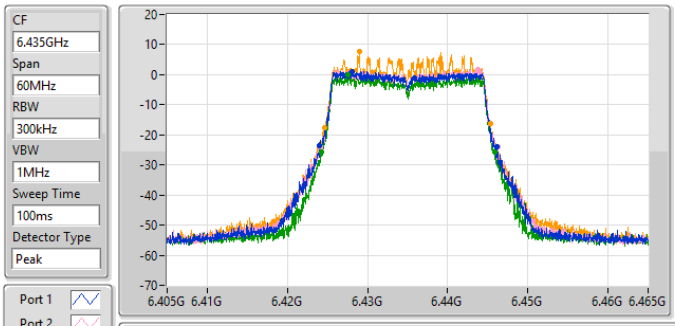

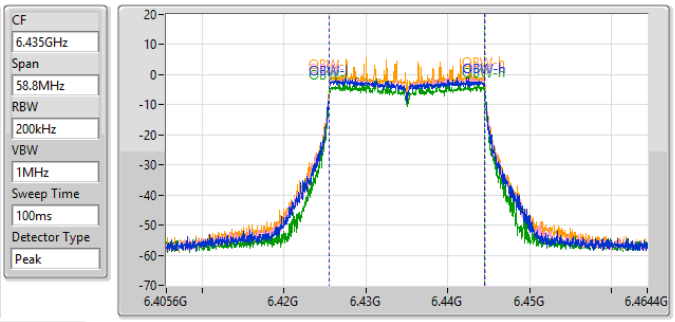

26dB(Hz)	Fl-26dB(Hz)	Fh-26dB(Hz)	OBW(Hz)	Fl-OBW(Hz)	Fh-OBW(Hz)	Limit(Hz)	Port
22.23M	6.42396G	6.44619G	19.04M	6.425521G	6.444561G	Inf	1
22.14M	6.42408G	6.44622G	19.042M	6.425529G	6.444571G	Inf	2
21.66M	6.4242G	6.44586G	18.994M	6.425541G	6.444536G	Inf	3
20.7M	6.42468G	6.44538G	18.987M	6.425539G	6.444526G	Inf	4

6.425-6.525GHz_802.11ax HEW20-BF_Nss1,(MCS0)_4TX **EBW**

6475MHz

22/11/2022

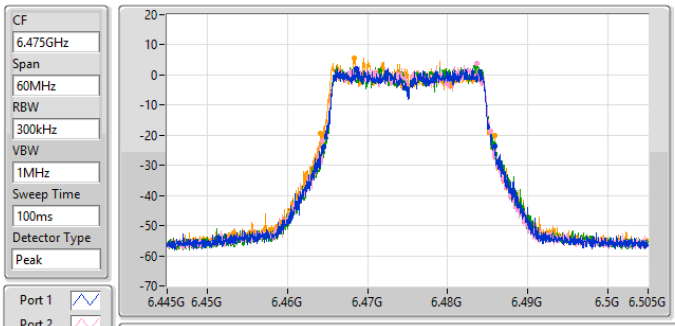

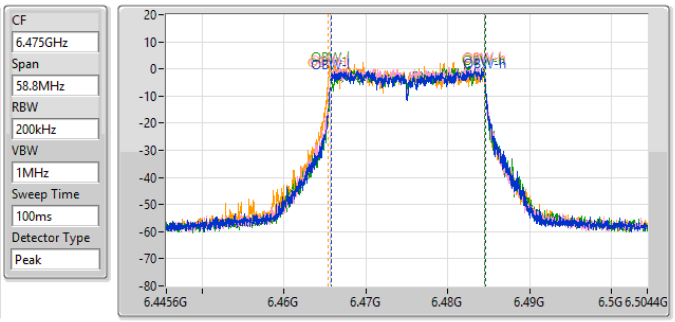

26dB(Hz)	Fl-26dB(Hz)	Fh-26dB(Hz)	OBW(Hz)	Fl-OBW(Hz)	Fh-OBW(Hz)	Limit(Hz)	Port
21.27M	6.46456G	6.48583G	18.869M	6.465699G	6.484568G	Inf	1
20.91M	6.46444G	6.48535G	18.878M	6.465689G	6.484567G	Inf	2
21.18M	6.46462G	6.4858G	18.841M	6.465697G	6.484538G	Inf	3
21.69M	6.46414G	6.48583G	19.132M	6.465399G	6.48453G	Inf	4

6.425-6.525GHz_802.11ax HEW20-BF_Nss1,(MCS0)_4TX **EBW**

6515MHz

21/11/2022

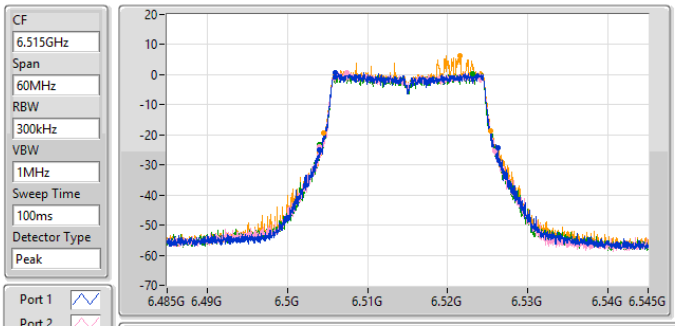

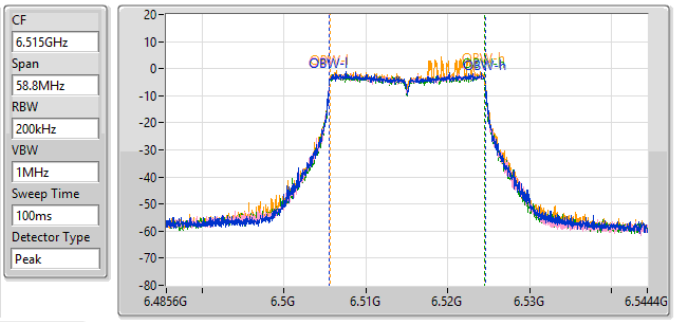

26dB(Hz)	Fl-26dB(Hz)	Fh-26dB(Hz)	OBW(Hz)	Fl-OBW(Hz)	Fh-OBW(Hz)	Limit(Hz)	Port
22.23M	6.50399G	6.52622G	19.049M	6.505523G	6.524572G	Inf	1
21.84M	6.50402G	6.52586G	19.041M	6.505528G	6.52457G	Inf	2
21.96M	6.50405G	6.52601G	19.035M	6.505527G	6.524561G	Inf	3
20.85M	6.50456G	6.52541G	18.954M	6.505575G	6.52453G	Inf	4