Testing Laboratory 3787

RADIO TEST REPORT

FCC ID	:	Z8H89FT0073
Equipment	:	XE3-4TN Outdoor Wi-Fi 6e 4x4 Access Point with SDR, XE3-4TN Wi-Fi 6e 4x4 Access Point with SDR
Brand Name	:	Cambium Networks
Model Name	:	XE3-4T
Applicant	:	Cambium Networks Inc. 3800 Golf Road, Suite 360 Rolling Meadows, IL 60008, USA
Manufacturer	:	LITE-ON Technology Corp. Networking Plant 5F, No. 101, Neihuan N. Rd., Nanzih Dist., Kaohsiung City 811, Taiwan, R.O.C.
Standard	:	47 CFR FCC Part 15.407

The product was received on Aug. 26, 2024, and testing was started from Aug. 26, 2024 and completed on Apr. 29, 2025. We, Sporton International Inc. Hsinchu Laboratory, would like to declare that the tested sample has been evaluated in accordance with the procedures given in ANSI C63.10-2013 and shown compliance with the applicable technical standards.

The test results in this variant report apply exclusively to the tested model / sample. Without written approval of Sporton International Inc. Hsinchu Laboratory, the test report shall not be reproduced except in full.

Approved by: Sam Chen

Sporton International Inc. Hsinchu Laboratory
No.8, Ln. 724, Bo'ai St., Zhubei City, Hsinchu County 302010, Taiwan (R.O.C.)

Table of Contents

History of this test report **3**

Summary of Test Result **4**

1 General Description **5**

1.1 Information 5
1.2 Applicable Standards 12
1.3 Testing Location Information 12
1.4 Measurement Uncertainty 13

2 Test Configuration of EUT **14**

2.1 Test Channel Mode 14
2.2 The Worst Case Measurement Configuration 17
2.3 EUT Operation during Test 19
2.4 Accessories 19
2.5 Support Equipment 19
2.6 Test Setup Diagram 21

3 Transmitter Test Result **24**

3.1 AC Power-line Conducted Emissions 24
3.2 Emission Bandwidth 26
3.3 Maximum Equivalent Isotopically Radiated Power (E.I.R.P.) 27
3.4 Peak Power Spectral Density (E.I.R.P.) 30
3.5 Unwanted Emissions 33
3.6 Contention Based Protocol 38

4 Test Equipment and Calibration Data **39**

Appendix A. Test Results of AC Power-line Conducted Emissions

Appendix B. Test Results of Emission Bandwidth

Appendix C. Test Results of Maximum Equivalent Isotopically Radiated Power (E.I.R.P.)

Appendix D. Test Results of Peak Power Spectral Density (E.I.R.P.)

Appendix E. Test Results of Unwanted Emissions

Appendix F. Test Results of Contention-Based Protocol

Appendix G. Test Photos

Photographs of EUT v01

History of this test report

Report No.	Version	Description	Issued Date
FR322335-05	01	Initial issue of report	Apr. 23, 2025
FR322335-05	02	Revising Contention-Based Protocol	May 02, 2025

Summary of Test Result

Report Clause	Ref Std. Clause	Test Items	Result (PASS/FAIL)	Remark
1.1.2	15.203	Antenna Requirement	PASS	-
3.1	15.207	AC Power-line Conducted Emissions	PASS	-
3.2	15.407(a)	Emission Bandwidth	PASS	-
3.3	15.407(a)	Maximum Equivalent Isotopically Radiated Power (E.I.R.P.)	PASS	-
-	15.407(a)	Proper Power Adjustment	N/A	Non-Dual Client Device or non-Standard Client Device w/o test
-	15.407(a)	Transmit Power Control	N/A	Non-Very Low Power Device w/o test
3.4	15.407(a)	Peak Power Spectral Density (E.I.R.P.)	PASS	-
3.5	15.407(b)	Unwanted Emissions	PASS	-
3.6	15.407(d)	Contention-Based Protocol	PASS	-

Conformity Assessment Condition:

1. The test results (PASS/FAIL) with all measurement uncertainty excluded are presented against the regulation limits or in accordance with the requirements stipulated by the applicant/manufacturer who shall bear all the risks of non-compliance that may potentially occur if measurement uncertainty is taken into account.
2. The measurement uncertainty please refer to each test result in the chapter "Measurement Uncertainty".

Disclaimer:

The product specifications of the EUT presented in the test report that may affect the test assessments are declared by the manufacturer who shall take full responsibility for the authenticity.

Reviewed by: Sam Chen
Report Producer: Cathy Chiu

1 General Description

1.1 Information

1.1.1 RF General Information

Frequency Range (MHz)	IEEE Std. 802.11	Ch. Frequency (MHz)	Channel Number
5925-7125	ax (HEW20)	5955-7115	1-233 [59]
5925-7125	ax (HEW40)	5965-7085	3-227 [29]
5925-7125	ax (HEW80)	5985-7025	7-215 [14]
5925-7125	ax (HEW160)	6025-6985	15-207 [7]

Band	Mode	BWch (MHz)	Nant
5.925-7.125GHz	ax (HEW20)	20	4TX
5.925-7.125GHz	ax (HEW20)-BF	20	4TX
5.925-7.125GHz	ax (HEW40)	40	4TX
5.925-7.125GHz	ax (HEW40)-BF	40	4TX
5.925-7.125GHz	ax (HEW80)	80	4TX
5.925-7.125GHz	ax (HEW80)-BF	80	4TX
5.925-7.125GHz	ax (HEW160)	160	4TX
5.925-7.125GHz	ax (HEW160)-BF	160	4TX

Note:
- HEW20, HEW40, HEW80 and HEW160 use a combination of OFDMA-BPSK, QPSK, 16QAM, 64QAM, 256QAM, 1024QAM modulation.
- BWch is the nominal channel bandwidth.

1.1.2 Antenna Information

Set	Port						Brand Name	Part Name	Antenna Type	Connector	Gain (dBi)
	WLAN 2.4GHz (Radio 1)	WLAN 5GHz (Radio 2)	WLAN 5GHz (Radio 3)	WLAN 6GHz (Radio 3)	BT (Radio 4)	GPS (Radio 5)					
1	1	1	2	-	-	-	LYNwave	ALX22X-121050-00	Dipole (Omni)	N-Type	Note 1
	2	2	4	-	-	-					
	-	-	1	-	-	-					
	-	-	3	-	-	-					
2	1	1	2	-	-	-	SmartAnt	SAA19-220130	Dipole (Omni)	N-Type	
	2	2	4	-	-	-					
	-	-	1	-	-	-					
	-	-	3	-	-	-					
3	-	-	2	2	-	-	LYNwave	OLX22X-127130-A	Patch (Directional)	N-Type	
	-	-	4	4	-	-					
	-	-	1	1	-	-					
	-	-	3	3	-	-					
4	1	-	-	-	-	-	EAHiSON	ANT-DIR15-2X2-2.4G-01	Panel (Directional)	N-Female	
	2	-	-	-	-	-					
5	-	1	2	-	-	-	KBT	ANT-DIR15-2X2-5.0G-01	Panel (Directional)	N-Female	
	-	2	4	-	-	-					
	-	-	1	-	-	-					
	-	-	3	-	-	-					
6	-	-	-	-	-	1	Cirocomm	03V0134913Z010T	Marine GPS	SMA	
7	-	-	-	-	1	-	INPAQ	RFPCA403422IMAB702	PCB	I-PEX	
8	-	-	-	2	-	-	LYNwave	OLX22X-127141-A	Panel (Directional)	N-Type	
	-	-	-	4	-	-					
	-	-	-	1	-	-					
	-	-	-	3	-	-					

Note 1:

Set	Antenna Gain (dBi)				Cable loss (dB)				Net Gain (dBi)			
	WLAN 2.4GHz (Radio 1)	BT (Radio 4)	GPS (Radio 5)		WLAN 2.4GHz (Radio 1)	BT (Radio 4)	GPS (Radio 5)		WLAN 2.4GHz (Radio 1)	BT (Radio 4)	GPS (Radio 5)	
			1575.42 MHz	1602 MHz			1575.42 MHz	1602 MHz			1575.42 MHz	1602 MHz
1	4.4	-	-	-	-	-	-	-	4.4	-	-	-
2	3	-	-	-	-	-	-	-	3	-	-	-
4	18	-	-	-	0.77	-	-	-	17.23	-	-	-
6	-	-	3	4.5	-	-	-	-	-	-	3	4.5
7	-	3.73	-	-	-	-	-	-	-	3.73	-	-

Set	Antenna Gain (dBi)								Cable loss (dB)								Net Gain (dBi)							
	WLAN 5GHz (Radio 2)				WLAN 5GHz (Radio 3)				WLAN 5GHz (Radio 2)				WLAN 5GHz (Radio 3)				WLAN 5GHz (Radio 2)				WLAN 5GHz (Radio 3)			
	UNII 1	UNII 2A	UNII 2C	UNII 3	UNII 1	UNII 2A	UNII 2C	UNII 3	UNII 1	UNII 2A	UNII 2C	UNII 3	UNII 1	UNII 2A	UNII 2C	UNII 3	UNII 1	UNII 2A	UNII 2C	UNII 3	UNII 1	UNII 2A	UNII 2C	UNII 3
1	5.5	5.5	5.5	5.5	5.5	5.5	5.5	5.5	-	-	-	-	-	-	-	-	5.5	5.5	5.5	5.5	5.5	5.5	5.5	5.5
2	5	5	6	6	5	5	6	6	-	-	-	-	-	-	-	-	5	5	6	6	5	5	6	6
3	-	-	-	-	11	11	11	11	-	-	-	-	1.45	1.45	1.6	1.6	-	-	-	-	9.55	9.55	9.4	9.4
5	18	18	18	18	18	18	18	18	1.45	1.45	1.6	1.6	1.45	1.45	1.6	1.6	16.55	16.55	16.4	16.4	16.55	16.55	16.4	16.4

Set	Antenna Gain (dBi)		Cable loss (dB)		Net Gain (dBi)		Remark
	WLAN 6GHz (Radio 3)		WLAN 6GHz (Radio 3)		WLAN 6GHz (Radio 3)		
	UNII 5, 6	UNII 7, 8	UNII 5, 6	UNII 7, 8	UNII 5, 6	UNII 7, 8	
3	11	11	1.25	1.25	9.75	9.75	-
8	13	13	1.25	1.25	11.75	11.75	-

Note 2: The EUT has six sets of antenna for WLAN and each one set of antenna for GPS and Bluetooth.

Note 3: The above information was declared by manufacturer.

Note 4: The antenna set 1 and set 2 are the same antenna type, only the highest gain antenna (antenna set 1 for 2.4GHz and 5GHz UNII 2A, antenna set 2 for 5GHz UNII 2C~3) were selected to test and record in this report.

For 6GHz Indoor Access Point:

Other test items: Only the highest gain antenna (antenna set 8 for 6GHz UNII 5~UNII 8) was selected to test and recorded in this report.

Contention-Based Protocol: Only the lowest gain antenna (antenna set 3 for 6GHz UNII 5~UNII 8) was selected to test and recorded in this report.

Note 5: Polarization of antenna set 3: 2*Horizontal, 2*Vertical. so array gain only adds 10log (2).

Polarization of antenna set 4: 1*Horizontal, 1*Vertical. so the array gain is 0dBi.

Polarization of antenna set 5: Radio 2: 1*Horizontal, 1*Vertical. so the array gain is 0dBi.

Radio 3: 2*Horizontal, 2*Vertical. so array gain only adds 10log (2).

Polarization of antenna set 8: Radio 3: 2*Horizontal, 2*Vertical. so array gain only adds 10log (2).

Type	Maximum Output Power	Power Spectral Density
Non-BF	Directional gain = Max.gain + array gain. For power measurements on IEEE 802.11 devices Array Gain = 0 dB (i.e., no array gain) for N ANT ≤ 4	$DirectionalGain = 10 \cdot \log\left[\frac{\sum_{j=1}^{N_{sp}}\left[\sum_{k=1}^{N_{ant}} g_{j,k}\right]^2}{N_{ANT}}\right]$
BF	$DirectionalGain = 10 \cdot \log\left[\frac{\sum_{j=1}^{N_{sp}}\left[\sum_{k=1}^{N_{ant}} g_{j,k}\right]^2}{N_{ANT}}\right]$	$DirectionalGain = 10 \cdot \log\left[\frac{\sum_{j=1}^{N_{sp}}\left[\sum_{k=1}^{N_{ant}} g_{j,k}\right]^2}{N_{ANT}}\right]$

Ex.

Directional Gain (NSS1) formula :

$$DirectionalGain = 10 \cdot \log\left[\frac{\sum_{j=1}^{N_{sp}}\left[\sum_{k=1}^{N_{ant}} g_{j,k}\right]^2}{N_{ANT}}\right]$$

NSS1(g1,1) = $10^{G1/20}$; NSS1(g1,2)= $10^{G2/20}$; NSS1(g1,2)= $10^{G3/20}$; NSS1(g1,2)= $10^{G4/20}$

gj,k =$(Nss1(g1,1) + Nss1(g1,2) + Nss1(g1,3) + Nss1(g1,4))^2$

DG = 10 log[$(Nss1(g1,1) + Nss1(g1,2) + Nss1(g1,3) + Nss1(g1,4))^2$ / N_{ANT}] => 10 log[$(10^{G1/20} + 10^{G2/20} + 10^{G3/20} + 10^{G4/20})^2$ / N_{ANT}]

Where ;

Antenna set 1

2.4G G1 = 4.4 dBi; G2 = 4.4 dBi ;DG = 4.4 dBi

5G Band1 G1 = 5.5 dBi; G2 = 5.5 dBi; G3 = 5.5 dBi; G4 = 5.5 dBi;DG = 5.5 dBi

5G Band2 G1 = 5.5 dBi; G2 = 5.5 dBi; G3 = 5.5 dBi; G4 = 5.5 dBi;DG = 5.5 dBi

2.4G DG = 7.41 dBi

For 2TX

Radio 2 5G Band1 DG = 8.51 dBi

Radio 2 5G Band2 DG = 8.51 dBi

For 4TX

Radio 3 5G Band1 DG = 11.52 dBi

Radio 3 5G Band2 DG = 11.52 dBi

Antenna set 2

5G Band3 G1 = 6 dBi; G2 = 6 dBi; G3 = 6 dBi; G4 = 6 dBi;DG = 6 dBi

5G Band4 G1 = 6 dBi; G2 = 6 dBi; G3 = 6 dBi; G4 = 6 dBi;DG = 6 dBi

For 2TX

Radio 2 5G Band3 DG = 9.01 dBi

Radio 2 5G Band4 DG = 9.01 dBi

For 4TX

Radio 3 5G Band3 DG = 12.02 dBi

Radio 3 5G Band4 DG = 12.02 dBi

Antenna set 3(Cross-Polarized Antenna)

5G Band1 G1 = 9.55 dBi; G2 = 9.55 dBi; G3 = 9.55 dBi; G4 = 9.55 dBi;DG = 9.55 dBi

5G Band2 G1 = 9.55 dBi; G2 = 9.55 dBi; G3 = 9.55 dBi; G4 = 9.55 dBi;DG = 9.55 dBi

5G Band3 G1 = 9.4 dBi; G2 = 9.4 dBi; G3 = 9.4 dBi; G4 = 9.4 dBi;DG = 9.4 dBi

5G Band4 G1 = 9.4 dBi; G2 = 9.4 dBi; G3 = 9.4 dBi; G4 = 9.4 dBi;DG = 9.4 dBi

Radio 3 5G Band1 DG = 12.56 dBi

Radio 3 5G Band2 DG = 12.56 dBi

Radio 3 5G Band3 DG = 12.41 dBi

Radio 3 5G Band4 DG = 12.41 dBi

Antenna set 4(Cross-Polarized Antenna)

2.4G G1 = 17.23 dBi; G2 = 17.23 dBi

DG = 17.23 dBi

Antenna set 5(Cross-Polarized Antenna)

5G Band1 G1 = 16.55 dBi; G2 = 16.55 dBi; G3 = 16.55 dBi; G4 = 16.55 dBi;DG = 16.55 dBi

5G Band2 G1 = 16.55 dBi; G2 = 16.55 dBi; G3 = 16.55 dBi; G4 = 16.55 dBi;DG = 16.55 dBi

5G Band3 G1 = 16.4 dBi; G2 = 16.4 dBi; G3 = 16.4 dBi; G4 = 16.4 dBi;DG = 16.4 dBi

5G Band4 G1 = 16.4 dBi; G2 = 16.4 dBi; G3 = 16.4 dBi; G4 = 16.4 dBi;DG = 16.4 dBi

For 2TX

Radio 2 5G Band1 DG = 16.55 dBi

Radio 2 5G Band2 DG = 16.55 dBi

Radio 2 5G Band3 DG = 16.40 dBi

Radio 2 5G Band4 DG = 16.40 dBi

For 4TX

Radio 3 5G Band1 DG = 19.56 dBi

Radio 3 5G Band2 DG = 19.56 dBi

Radio 3 5G Band3 DG = 19.41 dBi

Radio 3 5G Band4 DG = 19.41 dBi

For Radio 1
For 2.4GHz:
For IEEE 802.11b/g/n/VHT/ax mode (2TX/2RX):
Port 1 and Port 2 can be used as transmitting/receiving antenna.
Port 1 and Port 2 could transmit/receive simultaneously.
For Radio 2
For 5GHz UNII 1~3:
For IEEE 802.11a/n/ac/ax mode (2TX/2RX):
Port 1 and Port 2 can be used as transmitting/receiving antenna.
Port 1 and Port 2 could transmit/receive simultaneously.
For Radio 3
For 5GHz UNII 1~3:
For IEEE 802.11a/n/ac/ax mode (4TX/4RX):
Port 1, Port 2, Port 3 and Port 4 can be used as transmitting/receiving antenna.
Port 1, Port 2, Port 3 and Port 4 could transmit/receive simultaneously.
For 6GHz UNII 5~8:
For IEEE 802.11 ax (4TX/4RX):
Port 1~4 can be used as transmitting/receiving antenna.
Port 1~4 can transmit/receive simultaneously.

For Radio 4
Bluetooth (1TX/1RX):
Only Port 1 can be used as transmitting/receiving antenna.
For Radio 5
GPS (1RX):
Only Port 1 can be used as receiving antenna.

1.1.3 Mode Test Duty Cycle

Mode	DC	DCF (dB)	T (s)	VBW (Hz)_1/T
802.11ax HEW20_Nss 1,(M0)	0.937	0.28	5.475m	300
802.11ax HEW40_Nss 1,(M0)	0.929	0.32	5.475m	300
802.11ax HEW80_Nss 1,(M0)	0.926	0.33	5.448m	300
802.11ax HEW160_Nss 1,(M0)	0.942	0.26	5.448m	300
802.11ax HEW20-BF_Nss 1,(M4)	0.824	0.84	3.776m	300
802.11ax HEW40-BF_Nss 1,(M4)	0.826	0.83	3.911m	300
802.11ax HEW80-BF_Nss 1,(M4)	0.807	0.93	3.945m	300
802.11ax HEW160-BF_Nss 1,(M4)	0.614	2.12	2.23m	1k

Note:
- DC is Duty Cycle.
- DCF is Duty Cycle Factor.

1.1.4 EUT Operational Condition

EUT Power Type	From PoE			
Beamforming Function	☒	With beamforming	☐	Without beamforming
	The product has beamforming function for 11n/VHT/11ax in radio 1 2.4GHz, 11n/11ac/11ax in radio 2, radio 3 5GHz and 11ax in radio 3 6GHz.			
Device Type	☒	Indoor Access Point	☐	Subordinate
	☐	Indoor Client	☐	Standard Power Access Point
	☐	Dual Client	☐	Standard Client
	☐	Fixed Client	☐	Very Low Power
Condition of EUT	☒	Indoor	☐	Outdoor
Channel Puncturing Function	☐	Supported Static Puncturing		
	☐	Supported Dynamic Puncturing		
	☒	Unsupported		
Support RU	☒	Full RU	☐	Partial RU
Test Software Version	For Non-beamforming mode: QSPR V5.0-00199 For Beamforming mode: DOS [ver 6.1.7601]			
Software / Firmware Version for CBP	Software version 7.1-a0			

Note: The above information was declared by manufacturer.

1.1.5 Table for EUT support function

Function	Support Band	Use Condition
AP	6GHz UNII 5~8	Indoor Use
Mesh Base	2.4GHz/5GHz UNII 1~3	Indoor / Outdoor Use
Mesh Client (Not pure client)	5GHz UNII 2A, 2C	Indoor / Outdoor Use

Note: The above information was declared by manufacturer.

1.1.6 Table for Radio function

Radio (R)	WLAN 2.4GHz	WLAN 5GHz	WLAN 6GHz	Bluetooth	GPS
R1	V	-	-	-	-
R2	-	V (20/40/80MHz)	-	-	-
R3	-	V (20/40/80MHz)	V (20/40/80/160MHz)	-	-
R4	-	-	-	V	-
R5	-	-	-	-	V

Note: The above information was declared by manufacturer.

1.1.7 Table for Multiple Listing

Equipment Name	Use Condition	6GHz Mode	6GHz Antenna	6GHz Antenna Cable	Sealing collar
XE3-4TN Outdoor Wi-Fi 6e 4x4 Access Point with SDR	Outdoor Use	N/A	N/A	N/A	With
XE3-4TN Wi-Fi 6e 4x4 Access Point with SDR	Indoor Use	Support	Ant. Set 3, 8	Ant. Cable 2	Without

Note 1: From the above Equipment Names, “XE3-4TN Wi-Fi 6e 4x4 Access Point with SDR” was selected as representative model for the test and its data was recorded in this report.
Note 2: The above information was declared by manufacturer.

1.1.8 Table for Permissive Change

This product is an extension of original one reported under Sporton project number: 322335

Below is the table for the change of the product with respect to the original one.

Modifications	Performance Checking
1. Adding Equipment Name “XE3-4TN Wi-Fi 6e 4x4 Access Point with SDR” marketed without accessory, Sealing collar, for indoor use. (Please refer to sections 1.1.7 and 2.4 for detailed information.) 2. Enabling 6GHz UNII 5~UNII 8 for Indoor Access Point mode for Ant. Set 3. 3. Adding a set of antenna (antenna set 8) and its bracket for 6GHz function. 4. Adding Antenna cable 2 used for Antenna Set 8.	All test items.
5. Changing Applicant address to “3800 Golf Road, Suite 360 Rolling Meadows, IL 60008, USA” from “3800 Golf Road Suite 360 Rolling Meadows IL United States 60008”. 6. Removing the second source of DDR/GPS for EUT 2.	After evaluating, it does not affect the test.

1.2 Applicable Standards

According to the specifications of the manufacturer, the EUT must comply with the requirements of the following standards:

- 47 CFR FCC Part 15.407
- ANSI C63.10-2013
- FCC KDB 789033 D02 v02r01

The following reference test guidance is not within the scope of accreditation of TAF.

- FCC KDB 987594 D02 v03
- FCC KDB 662911 D01 v02r01
- FCC KDB 412172 D01 v01r01
- FCC KDB 414788 D01 v01r01

1.3 Testing Location Information

Testing Location Information	
Test Lab.：Sporton International Inc. Hsinchu Laboratory	
Hsinchu (TAF: 3787)	ADD: No.8, Ln. 724, Bo'ai St., Zhubei City, Hsinchu County 302010, Taiwan (R.O.C.) TEL: 886-3-656-9065 FAX: 886-3-656-9085 Test site Designation No. TW3787 with FCC. Conformity Assessment Body Identifier (CABID) TW3787 with ISED.

Test Condition	Test Site No.	Test Engineer	Test Environment (°C / %)	Test Date
RF Conducted (For other tests)	TH03-CB	Jay Lo	23.3~24.1 / 61~65	Oct. 09, 2024~ Oct. 11, 2024
Radiated (Below 1GHz)	03CH03-CB	Stim Sung	21.4-22.5 / 55-58	Nov. 06, 2024
Radiated (Above 1GHz) and RF Radiated (E.I.R.P. Power/PSD)	03CH03-CB	Stim Sung	21.4-22.5 / 55-58	Sep. 25, 2024~ Oct. 09, 2024
RF Conducted (Contention-Based Protocol test)	DF01-CB	Paul Hu	23.5~24.7 / 62~66	Apr. 28, 2025~ Apr. 29, 2025
AC Conduction	CO02-CB	Joe Chu	23~24 / 55~56	Aug. 26, 2024

1.4 Measurement Uncertainty

ISO/IEC 17025 requires that an estimate of the measurement uncertainties associated with the emissions test results be included in the report. The measurement uncertainties given below are based on a 95% confidence level (based on a coverage factor (k=2)

Test Items	Uncertainty	Remark
Conducted Emission (150kHz ~ 30MHz)	3.8 dB	Confidence levels of 95%
Radiated Emission (9kHz ~ 30MHz)	4.1 dB	Confidence levels of 95%
Radiated Emission (30MHz ~ 1,000MHz)	4.2 dB	Confidence levels of 95%
Radiated Emission (1GHz ~ 18GHz)	4.2 dB	Confidence levels of 95%
Radiated Emission (18GHz ~ 40GHz)	4.0 dB	Confidence levels of 95%
Conducted Emission	3.1 dB	Confidence levels of 95%
Output Power Measurement	0.8 dB	Confidence levels of 95%
Power Density Measurement	3.1 dB	Confidence levels of 95%
Bandwidth Measurement	2.1 %	Confidence levels of 95%

2 Test Configuration of EUT

2.1 Test Channel Mode

Mode
802.11ax HEW20_Nss1,(MCS0)_4TX
5955MHz
6195MHz
6415MHz
6435MHz
6475MHz
6515MHz
6535MHz
6695MHz
6875MHz Straddle 6.525-6.875GHz
6895MHz
6995MHz
7095MHz
7115MHz
802.11ax HEW40_Nss1,(MCS0)_4TX
5965MHz
6205MHz
6405MHz
6445MHz
6485MHz
6525MHz Straddle 6.425-6.525GHz
6565MHz
6685MHz
6885MHz Straddle 6.525-6.875GHz
6925MHz
7005MHz
7085MHz
802.11ax HEW80_Nss1,(MCS0)_4TX
5985MHz
6225MHz
6385MHz
6465MHz
6545MHz Straddle 6.425-6.525GHz
6625MHz
6705MHz
6785MHz
6865MHz Straddle 6.525-6.875GHz
6945MHz
7025MHz
802.11ax HEW160_Nss1,(MCS0)_4TX
6025MHz
6185MHz

6345MHz
6505MHz Straddle 6.425-6.525GHz
6665MHz
6825MHz Straddle 6.525-6.875GHz
6985MHz
802.11ax HEW20-BF_Nss1,(MCS4)_4TX
5955MHz
6195MHz
6415MHz
6435MHz
6475MHz
6515MHz
6535MHz
6695MHz
6875MHz Straddle 6.525-6.875GHz
6895MHz
6995MHz
7095MHz
7115MHz
802.11ax HEW40-BF_Nss1,(MCS4)_4TX
5965MHz
6205MHz
6405MHz
6445MHz
6485MHz
6525MHz Straddle 6.425-6.525GHz
6565MHz
6685MHz
6885MHz Straddle 6.525-6.875GHz
6925MHz
7005MHz
7085MHz
802.11ax HEW80-BF_Nss1,(MCS4)_4TX
5985MHz
6225MHz
6385MHz
6465MHz
6545MHz Straddle 6.425-6.525GHz
6625MHz
6705MHz
6785MHz
6865MHz Straddle 6.525-6.875GHz
6945MHz
7025MHz
802.11ax HEW160-BF_Nss1,(MCS4)_4TX
6025MHz
6185MHz
6345MHz
6505MHz Straddle 6.425-6.525GHz

6665MHz
6825MHz Straddle 6.525-6.875GHz
6985MHz

Note: For beamforming mode modulation, only MCS4-11 is available.

2.2 The Worst Case Measurement Configuration

The Worst Case Mode for Following Conformance Tests	
Tests Item	AC power-line conducted emissions
Condition	AC power-line conducted measurement for line and neutral Test Voltage: 120Vac / 60Hz
Operating Mode	CTX
1	EUT + PoE + Radio 3 + Antenna set 8

The Worst Case Mode for Following Conformance Tests	
Tests Item	Emission Bandwidth
Test Condition	Conducted measurement at transmit chains

The Worst Case Mode for Following Conformance Tests	
Tests Item	Contention Based Protocol
Test Condition	Conducted measurement at transmit chains
1	EUT + Radio 3 + Antenna set 3

The Worst Case Mode for Following Conformance Tests	
Tests Item	Maximum Equivalent Isotopically Radiated Power (E.I.R.P.) Peak Power Spectral Density (E.I.R.P.)
Test Condition	Radiated measurement If EUT consist of multiple antenna assembly (multiple antenna are used in EUT regardless of spatial multiplexing MIMO configuration), the radiated test should be performed with highest antenna gain of each antenna type.
After evaluating, the worst case was found at X axis, so it was selected to perform test and its test result was written in the report.	
1	EUT at X axis + Radio 3 + Antenna set 8

The Worst Case Mode for Following Conformance Tests	
Tests Item	Unwanted Emissions
Test Condition	Radiated measurement If EUT consist of multiple antenna assembly (multiple antenna are used in EUT regardless of spatial multiplexing MIMO configuration), the radiated test should be performed with highest antenna gain of each antenna type.
Operating Mode < 1GHz	CTX
After evaluating, the worst case was found at X axis, so it was selected to perform test and its test result was written in the report.	
1	EUT at X axis + Radio 3 + Antenna set 8 + PoE
Operating Mode > 1GHz	CTX
After evaluating, the worst case was found at X axis, so it was selected to perform test and its test result was written in the report.	
1	EUT at X axis + Radio 3 + Antenna set 8

The Worst Case Mode for Following Conformance Tests	
Tests Item	Emission MASK
Test Condition	Conducted measurement at transmit chains

The Worst Case Mode for Following Conformance Tests	
Tests Item	Simultaneous Transmission Analysis - Co-location RF Exposure Evaluation
Operating Mode	
1	R1 (2.4G + antenna set 1) + R2 (5G antenna set 2) + R3 (5G antenna set 2) + R4 (Bluetooth + antenna set 7)
2	R1 (2.4G + antenna set 4) + R2 (5G + antenna set 5) + R3 (5G + antenna set 5) + R4 (Bluetooth + antenna set 7)
3	R1 (2.4G + antenna set 4) + R2 (5G + antenna set 5) + R3 (5G + antenna set 3) + R4 (Bluetooth + antenna set 7)
4	R1 (2.4G + antenna set 1) + R2 (5G + antenna set 2) + R3 (6G + antenna set 8) + R4 (Bluetooth + antenna set 7)
5	R1 (2.4G + antenna set 4) + R2 (5G + antenna set 5) + R3 (6G + antenna set 8) + R4 (Bluetooth + antenna set 7)
Refer to Sporton Test Report No.: FA322335-05 for Co-location RF Exposure Evaluation.	

Note: The PoE is for measurement only and would not be marketed. Its information is listed below:

Power	Brand	Model
PoE	Cambium Networks	NET-P60-56IN

2.3 EUT Operation during Test

For CTX Mode:

non-beamforming mode:

The EUT was programmed to be in continuously transmitting mode.

beamforming mode:

During the test, the following programs under WIN 7 were executed.
The program was executed as follows:
1. During the test, the EUT operation to normal function.
2. Executed command fixed test channel under DOS.
3. Executed "Lantest.exe" to link with the remote workstation to transmit and receive packet by TXBF Client and transmit duty cycle no less than 98%.

2.4 Accessories

Accessories
Bracket 1*1 (Only for EUT use)
Bracket 2*1 (Only for Antenna Set 3 use)
Bracket 3*1 (Only for Antenna Set 4 use)
Bracket 4*1 (Only for Antenna Set 5 use)
Bracket 5*1 (Only for Antenna Set 8 use)
Antenna cable 1*6 (Only for Antenna Set 3~5 use)
Antenna cable 2*4 (Only for Antenna Set 8 in 6GHz of Indoor Access Point use)
Sealing collar*2 (Only for Outdoor use)

2.5 Support Equipment

For AC Conduction:

Support Equipment				
No.	**Equipment**	**Brand Name**	**Model Name**	**FCC ID**
A	PoE	Cambium Networks	NET-P60-56IN	N/A
B	EUT NB	DELL	E6430	N/A
C	6G Device	Cambium Networks	XE3-4TN	N/A
D	PoE	Cambium Networks	NET-P60-56IN	N/A
E	6G Device NB	DELL	E6430	N/A

For Radiated (below 1GHz), Radiated (above 1GHz) and RF Radiated (Maximum Equivalent Isotopically Radiated Power (E.I.R.P.) and Peak Power Spectral Density (E.I.R.P.) and RF Conducted (Other tests) / Non-beamforming mode:

Support Equipment				
No.	**Equipment**	**Brand Name**	**Model Name**	**FCC ID**
A	Notebook	DELL	E4300	N/A
B	PoE	Cambium Networks	NET-P60-56IN	N/A

For Radiated (above 1GHz) and RF Radiated (Maximum Equivalent Isotopically Radiated Power (E.I.R.P.) and Peak Power Spectral Density (E.I.R.P.) and RF Conducted (Other tests) / Beamforming mode:

Support Equipment				
No.	**Equipment**	**Brand Name**	**Model Name**	**FCC ID**
A	Notebook	DELL	E4300	N/A
B	PoE	Cambium Networks	NET-P60-56IN	N/A
C	TXBF Client	Cambium Networks	Bobcat	N/A
D	Notebook	DELL	E4300	N/A

For RF Conducted (Contention Based Protocol test):

Support Equipment				
No.	**Equipment**	**Brand Name**	**Model Name**	**FCC ID**
A	Notebook	DELL	E6230	N/A
B	Notebook	DELL	E6230	N/A
C	WLAN module	Qualcomm	QCNCM865	I4L-QCNCM865
D	PoE	Cambium Networks	NET-P60-56IN	N/A

2.6 Test Setup Diagram

Test Setup Diagram – AC Line Conducted Emission Test

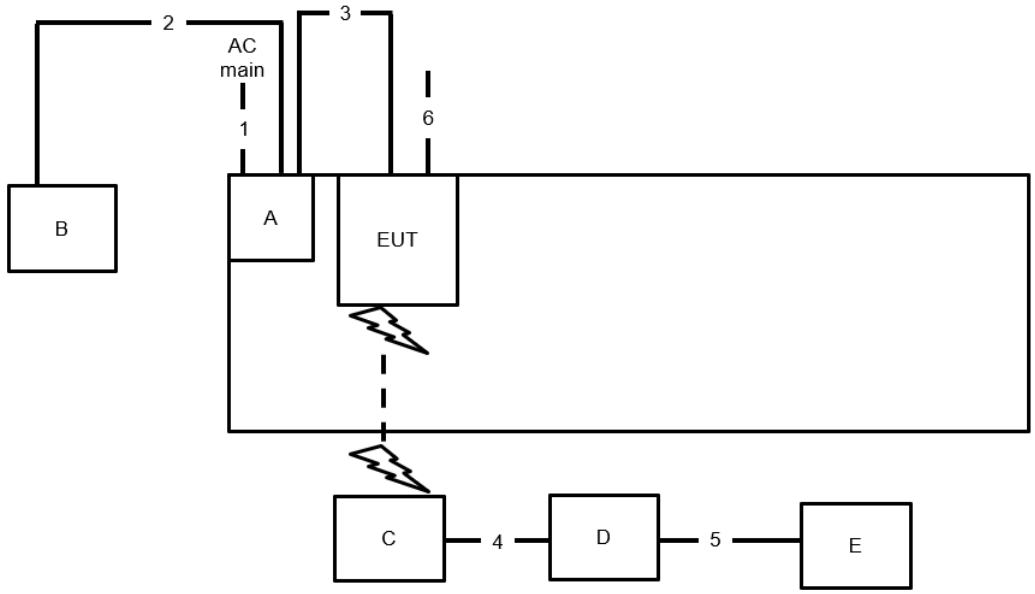

Item	Connection	Shielded	Length
1	Power cable	No	0.8m
2	RJ-45 cable	No	10m
3	RJ-45 cable	No	1m
4	RJ-45 cable	No	1m
5	RJ-45 cable	No	1m
6	GND cable	No	1m

Test Setup Diagram - Radiated Test < 1GHz and Radiated Test > 1GHz / Non-beamforming mode

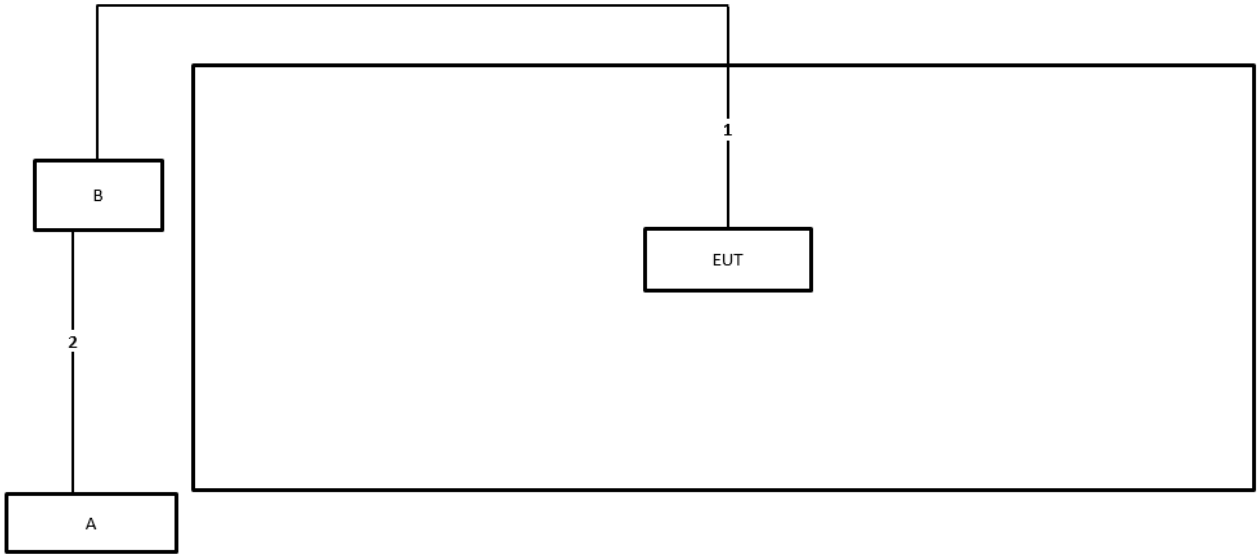

Item	Connection	Shielded	Length
1	RJ-45 cable	No	10m
2	RJ-45 cable	No	1.5m

Test Setup Diagram - Radiated Test > 1GHz / Beamforming mode

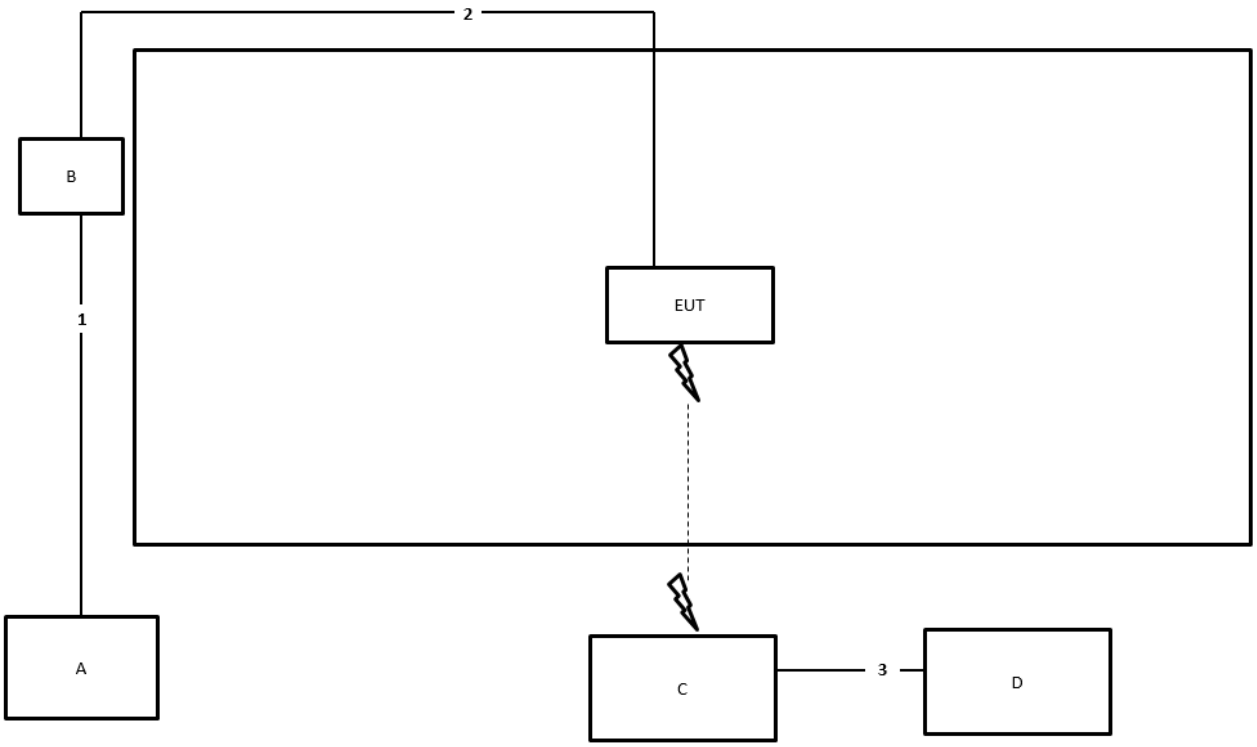

Item	Connection	Shielded	Length
1	RJ-45 cable	No	10m
2	RJ-45 cable	No	1.5m
3	RJ-45 cable	No	10m

3 Transmitter Test Result

3.1 AC Power-line Conducted Emissions

3.1.1 AC Power-line Conducted Emissions Limit

AC Power-line Conducted Emissions Limit		
Frequency Emission (MHz)	**Quasi-Peak**	**Average**
0.15-0.5	66 - 56 *	56 - 46 *
0.5-5	56	46
5-30	60	50
Note 1: * Decreases with the logarithm of the frequency.		

3.1.2 Measuring Instruments

Refer a test equipment and calibration data table in this test report.

3.1.3 Test Procedures

Test Method
☒ Refer as ANSI C63.10-2013, clause 6.2 for AC power-line conducted emissions.

3.1.4 Test Setup

AC Power-line Conducted Emissions

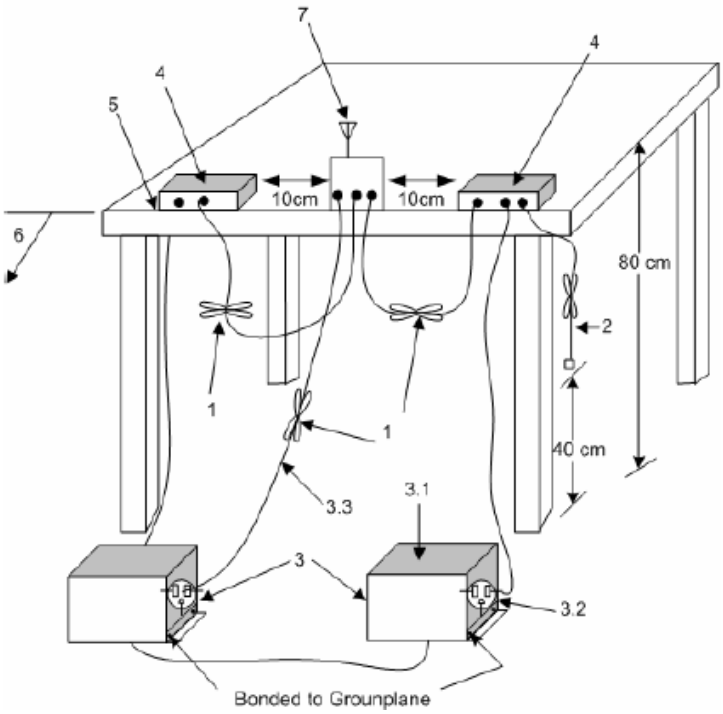

1—Interconnecting cables that hang closer than 40 cm to the ground plane shall be folded back and forth in the center forming a bundle 30 cm to 40 cm long.
2—The I/O cables that are not connected to an accessory shall be bundled in the center. The end of the cable may be terminated, if required, using the correct terminating impedance. The overall length shall not exceed 1 m.
3—EUT connected to one LISN. Unused LISN measuring port connectors shall be terminated in 50 Ω loads. LISN may be placed on top of, or immediately beneath, reference ground plane.
3.1—All other equipment powered from additional LISN(s).
3.2—A multiple-outlet strip may be used for multiple power cords of non-EUT equipment.
3.3—LISN at least 80 cm from nearest part of EUT chassis.
4—Non-EUT components of EUT system being tested.
5—Rear of EUT, including peripherals, shall all be aligned and flush with edge of tabletop.
6—Edge of tabletop shall be 40 cm removed from a vertical conducting plane that is bonded to the ground plane.
7—Antenna can be integral or detachable. If detachable, then the antenna shall be attached for this test.

3.1.5 Measurement Results Calculation

The measured Level is calculated using:

a. Corrected Reading (dBuV) = LISN Factor + Cable Loss + Read Level = Level

b. Margin = - Limit + (Read Level + LISN Factor + Cable Loss)

3.1.6 Test Result of AC Power-line Conducted Emissions

Refer as Appendix A

3.2 Emission Bandwidth

3.2.1 Emission Bandwidth Limit

Emission Bandwidth Limit
UNII Devices
☒ For the 5925-6425 GHz band, N/A
☒ For the 6425-6525 GHz band, N/A
☒ For the 6525-6875 GHz band, N/A
☒ For the 6875-7125 GHz band, N/A
RLAN Devices
☐ For the 5925-6425 GHz band, N/A
☐ For the 6425-6525 GHz band, N/A
☐ For the 6525-6875 GHz band, N/A
☐ For the 6875-7125 GHz band, N/A

3.2.2 Measuring Instruments

Refer a test equipment and calibration data table in this test report.

3.2.3 Test Procedures

Test Method	
▪ For the emission bandwidth shall be measured using one of the options below:	
	☒ According to FCC KDB 987594 D02 clause II.C, measurement procedure shall refer to FCC KDB 789033 D02, clause C for EBW and clause D for OBW measurement.
	☐ Refer as ANSI C63.10, clause 6.9.1 for occupied bandwidth testing.
	☐ Refer as IC RSS-Gen, clause 4.6 for bandwidth testing.

3.2.4 Test Setup

Emission Bandwidth


3.2.5 Test Result of Emission Bandwidth

Refer as Appendix B

3.3 Maximum Equivalent Isotopically Radiated Power (E.I.R.P.)

3.3.1 Maximum Equivalent Isotopically Radiated Power (E.I.R.P.) Limit

Maximum Equivalent Isotopically Radiated Power (E.I.R.P.) Limit	
UNII Devices	
☒	For the 5.925 ~ 6.425 GHz band:
	▪ For standard power access point and fixed client device : e.i.r.p < 36 dBm. For outdoor devices, the maximum e.i.r.p. at any elevation angle above 30 degrees not exceed 125 mW (21 dBm).
	▪ For indoor access point : e.i.r.p < 30 dBm.
	▪ For subordinate device control of an indoor access point : e.i.r.p < 30 dBm.
	▪ For client device control of a standard power access point : e.i.r.p < 30 dBm.
	▪ For client device control of an indoor access point : e.i.r.p < 24 dBm.
	▪ For very low power device : e.i.r.p < 14 dBm.
☒	For the 6.425 ~ 6.525 GHz band:
	▪ For indoor access point : e.i.r.p < 30 dBm.
	▪ For client device control of an indoor access point : e.i.r.p < 24 dBm.
☒	For the 6.525 ~ 6.875 GHz band:
	▪ For standard power access point and fixed client device : e.i.r.p < 36 dBm. For outdoor devices, the maximum e.i.r.p. at any elevation angle above 30 degrees not exceed 125 mW (21 dBm).
	▪ For indoor access point : e.i.r.p < 30 dBm.
	▪ For subordinate device control of an indoor access point : e.i.r.p < 30 dBm.
	▪ For client device control of a standard power access point : e.i.r.p < 30 dBm.
	▪ For client device control of an indoor access point : e.i.r.p < 24 dBm.
	▪ For very low power device : e.i.r.p < 14 dBm.
☒	For the 6.875 ~ 7.125 GHz band:
	▪ For indoor access point : e.i.r.p < 30 dBm.
	▪ For client device control of an indoor access point : e.i.r.p < 24 dBm.
RLAN Devices	
☐	For the 5.925 ~ 7.125 GHz band:
	▪ For low-power indoor access-points & indoor subordinate devices < 30 dBm .
	▪ For low-power client devices < 24 dBm.
	▪ For very low-power devices < 14 dBm.
☐	For the 5.925 ~ 6.875 GHz band:
	▪ For standard-power access points & fixed client devices < 36 dBm. For outdoor devices, the maximum e.i.r.p. at any elevation angle above 30 degrees not exceed 125 mW (21 dBm).
	▪ For standard client devices < 30 dBm.

3.3.2 Measuring Instruments

Refer a test equipment and calibration data table in this test report.

3.3.3 Test Procedures

Test Method	
▪ According to FCC KDB 987594 D02 clause II.E, the test measurement procedure shall refer to KDB 789033.	
	Average over on/off periods with duty factor
	☒ Refer as FCC KDB 789033 D02, clause E Method SA-2 (spectral trace averaging). Spectrum analyzer setting: RBW/VBW : 1/3MHz ; Detector : RMS ; Trace mode : Average ; Sweep Count 100.
	☐ Refer as FCC KDB 789033 D02, clause E Method SA-2 Alt. (RMS detection with slow sweep speed)
	Wideband RF power meter and average over on/off periods with duty factor
	☐ Refer as FCC KDB 789033 D02, clause E Method PM-G (using an RF average power meter).
☐ For conducted measurement.	
	▪ If the EUT supports multiple transmit chains using options given below: Refer as FCC KDB 662911, In-band power measurements. Using the measure-and-sum approach, measured all transmit ports individually. Sum the power (in linear power units e.g., mW) of all ports for each individual sample and save them.
	▪ If multiple transmit chains, EIRP calculation could be following as methods: $P_{total} = P_1 + P_2 + \ldots + P_n$ (calculated in linear unit [mW] and transfer to log unit [dBm]) $EIRP_{total} = P_{total} + DG$
☒ For radiated measurement.	
	▪ Refer as FCC KDB 789033 D02 clause II A.1.F ”Antenna-port Conducted versus Radiated Testing”
	▪ Refer as ANSI C63.10, clause 6.6 for radiated emissions above 1GHz.
	▪ Refer as FCC KDB 412172 D01 clause 2.2 for EIRP calculation.

3.3.4 Test Setup

Radiated Measurement

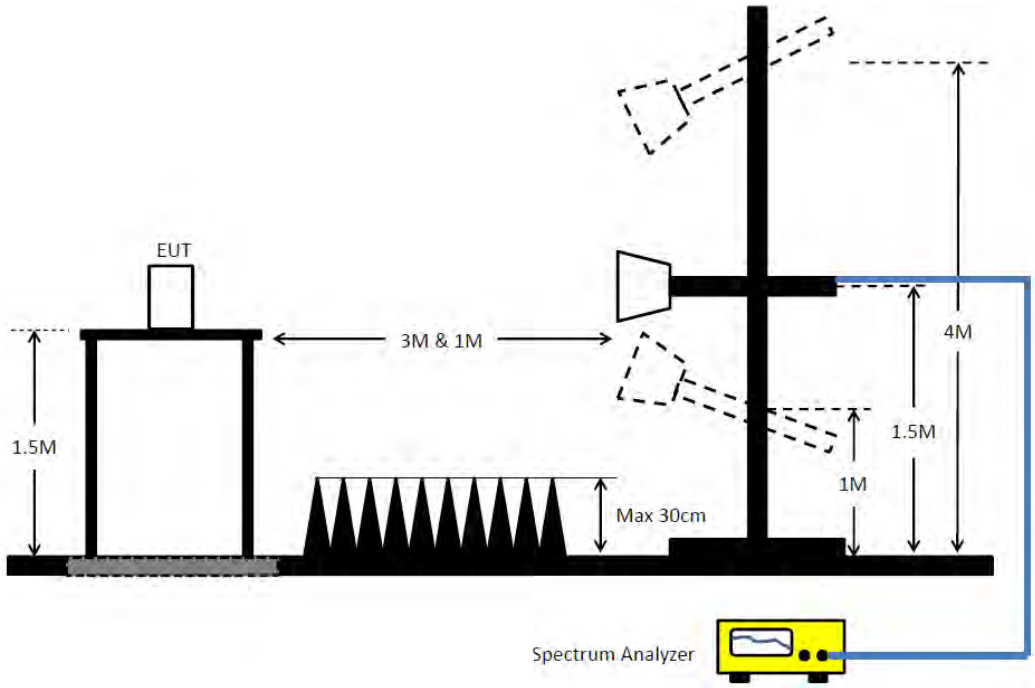

3.3.5 Test Result of Maximum Equivalent Isotopically Radiated Power (E.I.R.P)

Refer as Appendix C

3.4 Peak Power Spectral Density (E.I.R.P.)

3.4.1 Peak Power Spectral Density (E.I.R.P.) Limit

Peak Power Spectral Density (E.I.R.P.) Limit	
UNII Devices	
☒	For the 5.925 ~ 6.425 GHz band:
	▪ For standard power access point and fixed client device : e.i.r.p PSD < 23 dBm/MHz.
	▪ For indoor access point : e.i.r.p PSD < 5 dBm/MHz.
	▪ For subordinate device control of an indoor access point : e.i.r.p PSD < 5 dBm/MHz.
	▪ For client device control of a standard power access point : e.i.r.p PSD < 17 dBm/MHz.
	▪ For client device control of an indoor access point : e.i.r.p PSD < -1 dBm/MHz.
	▪ For very low power device : e.i.r.p PSD < -5 dBm/MHz.
☒	For the 6.425 ~ 6.525 GHz band:
	▪ For indoor access point : e.i.r.p PSD < 5 dBm/MHz.
	▪ For client device control of an indoor access point : e.i.r.p PSD < -1 dBm/MHz.
☒	For the 6.525 ~ 6.875 GHz band:
	▪ For standard power access point and fixed client device : e.i.r.p PSD < 23 dBm/MHz.
	▪ For indoor access point : e.i.r.p PSD < 5 dBm/MHz.
	▪ For subordinate device control of an indoor access point : e.i.r.p PSD < 5 dBm/MHz.
	▪ For client device control of a standard power access point : e.i.r.p PSD < 17 dBm/MHz.
	▪ For client device control of an indoor access point : e.i.r.p PSD < -1 dBm/MHz.
	▪ For very low power device : e.i.r.p PSD < -5 dBm/MHz.
☒	For the 6.875 ~ 7.125 GHz band:
	▪ For indoor access point : e.i.r.p PSD < 5 dBm/MHz.
	▪ For client device control of an indoor access point : e.i.r.p PSD < -1 dBm/MHz.
RLAN Devices	
☐	For the 5.925 ~ 7.125 GHz band:
	▪ For low-power indoor access-points & indoor subordinate devices < 5 dBm / MHz.
	▪ For low-power client devices < -1 dBm / MHz.
	▪ For very low-power devices < -5 dBm / MHz.
☐	For the 5.925 ~ 6.875 GHz band:
	▪ For standard-power access points & fixed client devices < 23 dBm / MHz.
	▪ For standard client devices < 17 dBm / MHz.

3.4.2 Measuring Instruments

Refer a test equipment and calibration data table in this test report.

3.4.3 Test Procedures

Test Method	
▪ According to FCC KDB 987594 D02 clause II.F, the measurement procedure shall refer to KDB 789033. Peak power spectral density procedures that the same method as used to determine the conducted output power shall be used to determine the peak power spectral density and use the peak search function on the spectrum analyzer to find the peak of the spectrum. For the peak power spectral density shall be measured using below options:	
	☐ Refer as FCC KDB 789033 D02, F)5) power spectral density can be measured using resolution bandwidths < 1 MHz provided that the results are integrated over 1 MHz bandwidth
	[duty cycle ≥ 98% or external video / power trigger]
	☒ Refer as FCC KDB 789033 D02, clause E Method SA-1 (spectral trace averaging).
	☐ Refer as FCC KDB 789033 D02, clause E Method SA-1 Alt. (RMS detection with slow sweep speed)
	duty cycle < 98% and average over on/off periods with duty factor
	☒ Refer as FCC KDB 789033 D02, clause E Method SA-2 (spectral trace averaging).
	☐ Refer as FCC KDB 789033 D02, clause E Method SA-2 Alt. (RMS detection with slow sweep speed)
☐ For conducted measurement.	
	▪ If the EUT supports multiple transmit chains using options given below:
	☒ Option 1: Measure and sum the spectra across the outputs. Refer as FCC KDB 662911, In-band power spectral density (PSD). Sample all transmit ports simultaneously using a spectrum analyzer for each transmit port. Where the trace bin-by-bin of each transmit port summing can be performed. (i.e., in the first spectral bin of output 1 is summed with that in the first spectral bin of output 2 and that from the first spectral bin of output 3, and so on up to the NTX output to obtain the value for the first frequency bin of the summed spectrum.). Add up the amplitude (power) values for the different transmit chains and use this as the new data trace.
	☐ Option 2: Measure and sum spectral maxima across the outputs. With this technique, spectra are measured at each output of the device at the required resolution bandwidth. The maximum value (peak) of each spectrum is determined. These maximum values are then summed mathematically in linear power units across the outputs. These operations shall be performed separately over frequency spans that have different out-of-band or spurious emission limits,
	☐ Option 3: Measure and add 10 log(N) dB, where N is the number of transmit chains. Refer as FCC KDB 662911, In-band power spectral density (PSD). Performed at each transmit chains and each transmit chains shall be compared with the limit have been reduced with 10 log(N). Or each transmit chains shall be add 10 log(N) to compared with the limit.
	▪ If multiple transmit chains, EIRP PPSD calculation could be following as methods: $PPSD_{total} = PPSD_1 + PPSD_2 + \ldots + PPSD_n$ (calculated in linear unit [mW] and transfer to log unit [dBm]) $EIRP_{total} = PPSD_{total} + DG$

☒	For radiated measurement.
	▪ Refer as FCC KDB 789033 D02 clause II A.1.F ”Antenna-port Conducted versus Radiated Testing”
	▪ Refer as ANSI C63.10, clause 6.6 for radiated emissions above 1GHz.
	▪ Refer as FCC KDB 412172 D01 clause 2.2 for EIRP calculation.

3.4.4 Test Setup

Radiated Measurement

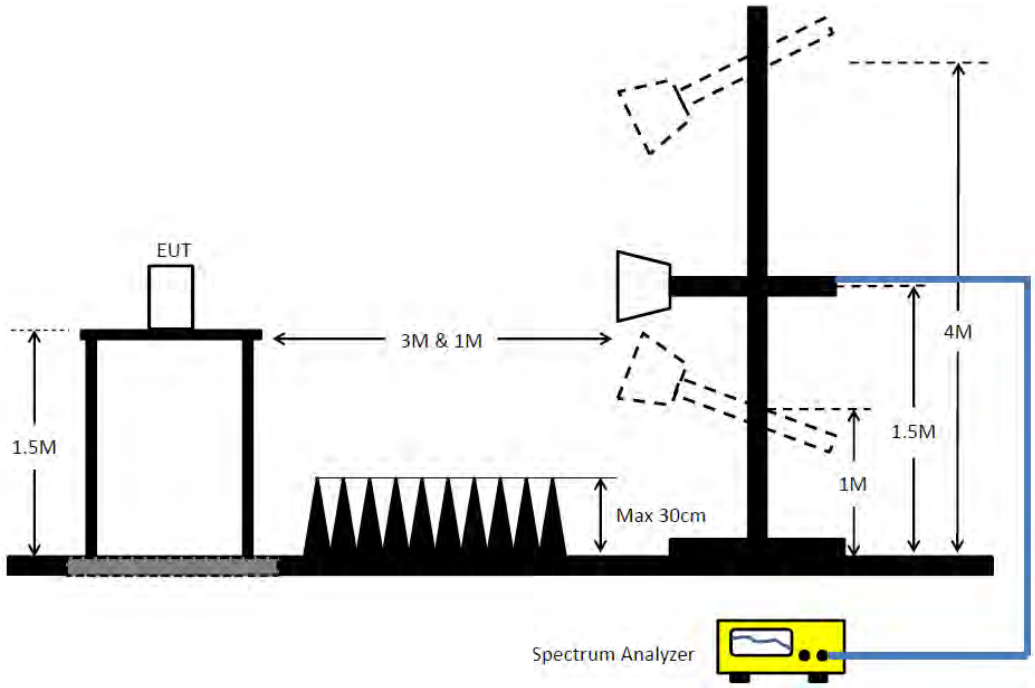

3.4.5 Test Result of Peak Power Spectral Density (E.I.R.P.)

Refer as Appendix D

3.5 Unwanted Emissions

3.5.1 Transmitter Unwanted Emissions Limit

Unwanted emissions below 1 GHz and restricted band emissions above 1GHz limit			
Frequency Range (MHz)	**Field Strength (uV/m)**	**Field Strength (dBuV/m)**	**Measure Distance (m)**
0.009~0.490	2400/F(kHz)	48.5 - 13.8	300
0.490~1.705	24000/F(kHz)	33.8 - 23	30
1.705~30.0	30	29	30
30~88	100	40	3
88~216	150	43.5	3
216~960	200	46	3
Above 960	500	54	3

Note 1: Test distance for frequencies at or above 30 MHz, measurements may be performed at a distance other than the limit distance provided they are not performed in the near field and the emissions to be measured can be detected by the measurement equipment. When performing measurements at a distance other than that specified, the results shall be extrapolated to the specified distance using an extrapolation factor of 20 dB/decade (inverse of linear distance for field-strength measurements, inverse of linear distance-squared for power-density measurements).

Note 2: Test distance for frequencies at below 30 MHz, measurements may be performed at a distance closer than the EUT limit distance; however, an attempt should be made to avoid making measurements in the near field. When performing measurements below 30 MHz at a closer distance than the limit distance, the results shall be extrapolated to the specified distance by either making measurements at a minimum of two or more distances on at least one radial to determine the proper extrapolation factor or by using the square of an inverse linear distance extrapolation factor (40 dB/decade). The test report shall specify the extrapolation method used to determine compliance of the EUT.

Note 3: Using the distance of 1m during the test for above 18 GHz, and the test value to correct for the distance factor at 3m(20 x log (standard distance/ test distance) = 20log(3/1) = 9.54dB.
EX. Above 18GHz emission limit calculation (3m to 1m) = 54dBuV/m at 3m + 9.54dB = 63.54 dBuV/m at 1m.

Un-restricted band emissions above 1GHz Limit	
Frequency	**Limit**
Any outside the 5.945 – 7.125 GHz emission	e.i.r.p. -27 dBm [68.2 dBuV/m@3m]
	Note 1: Using the distance of 1m during the test for above 18 GHz, and the test value to correct for the distance factor at 3m(20 x log (standard distance/ test distance) = 20log(3/1) = 9.54dB. EX. Above 18GHz emission limit calculation (3m to 1m) = 68.2dBuV/m at 3m + 9.54dB = 77.74 dBuV/m at 1m. Note 2:-27 dBm EIRP OOBE is measured RMS which is a deviation from the current 15E rules for 5 GHz bands. In addition, 15.35(b) applies where the peak emissions must be limited to no more than 20 dB above the average limit.

Frequency	Emission MASK Limit
5.945 – 7.125 GHz	Power spectral density must be suppressed by 20 dB at 1 MHz outside of channel edge, by 28 dB at one channel bandwidth from the channel center, and by 40 dB at one- and one-half times the channel bandwidth away from channel center. At frequencies between one megahertz outside an unlicensed device's channel edge and one channel bandwidth from the center of the channel, the limits must be linearly interpolated between 20 dB and 28 dB suppression, and at frequencies between one and one- and one-half times an unlicensed device's channel bandwidth, the limits must be linearly interpolated between 28 dB and 40 dB suppression. Emissions removed from the channel center by more than one- and one-half times the channel bandwidth must be suppressed by at least 40 dB. 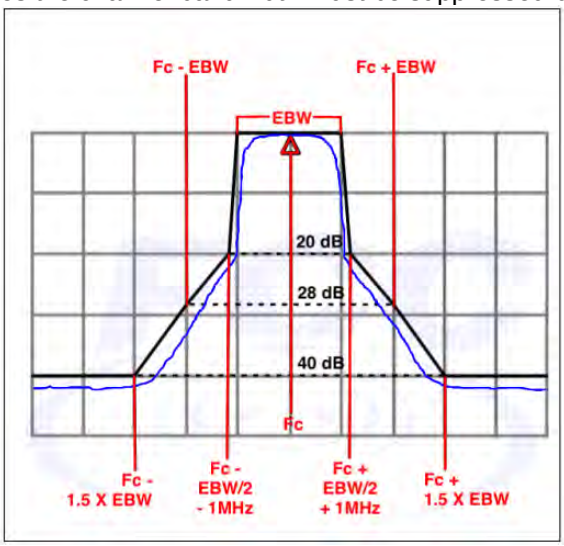

3.5.2 Measuring Instruments

Refer a test equipment and calibration data table in this test report.

3.5.3 Test Procedures

Test Method			
▪ According to FCC KDB 987594 D02 II.G. the unwanted emission measurement procedure shall refer to KDB 789300(except emission MASK). Measurements may be performed at a distance other than the limit distance provided they are not performed in the near field and the emissions to be measured can be detected by the measurement equipment. Measurements shall not be performed at a distance greater than 30 m for frequencies above 30 MHz, unless it can be further demonstrated that measurements at a distance of 30 m or less are impractical. When performing measurements at a distance other than that specified, the results shall be extrapolated to the specified distance using an extrapolation factor of 20 dB/decade (inverse of linear distance for field-strength measurements, inverse of linear distance-squared for power-density measurements).			
▪ The average emission levels shall be measured in [duty cycle ≥ 98 or duty factor].			
▪ For the transmitter unwanted emissions shall be measured using following options below:			
	▪ Refer as FCC KDB 789033 D02, clause G)2) for unwanted emissions into non-restricted bands.		
	▪ Refer as FCC KDB 789033 D02, clause G)1) for unwanted emissions into restricted bands.		
		☒	Refer as FCC KDB 789033 D02, G)6) Method AD (Trace Averaging). (For unrestricted band measurement)
		☐	Refer as FCC KDB 789033 D02, G)6) Method VB (Reduced VBW).
		☒	Refer as ANSI C63.10, clause 11.12.2.5.3 (Reduced VBW). VBW ≥ 1/T, where T is pulse time.(For restricted band average measurement)
		☐	Refer as ANSI C63.10, clause 7.5 average value of pulsed emissions.
		☒	Refer as FCC KDB 789033 D02, clause G)5) measurement procedure peak limit.
		☐	Refer as ANSI C63.10, clause 4.1.4.2.2 measurement procedure peak limit.
	▪ Refer as FCC KDB 789033 D02, clause G)3)d)ii) for Band edge Integration measurements.		
▪ For emission MASK shall be measured using following options below:			
		☒	Refer as FCC KDB 987594 D02, J) In-Band Emissions
▪ For radiated measurement.			
	▪ Refer as ANSI C63.10, clause 6.4 for radiated emissions below 30 MHz and test distance is 3m.		
	▪ Refer as ANSI C63.10, clause 6.5 for radiated emissions 30 MHz to 1 GHz and test distance is 3m.		
	▪ Refer as ANSI C63.10, clause 6.6 for radiated emissions above 1GHz.		
▪ The any unwanted emissions level shall not exceed the fundamental emission level.			
▪ All amplitude of spurious emissions that are attenuated by more than 20 dB below the permissible value has no need to be reported.			

3.5.4 Test Setup

Transmitter Radiated Unwanted Emissions

9kHz ~30MHz

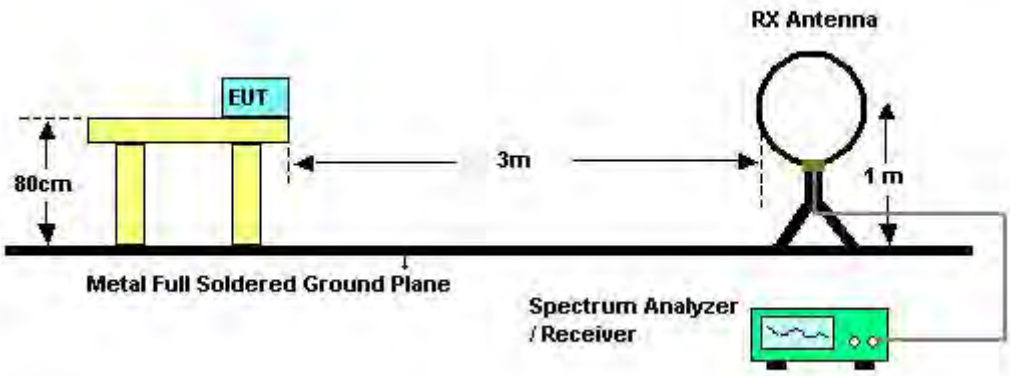

30MHz~1GHz

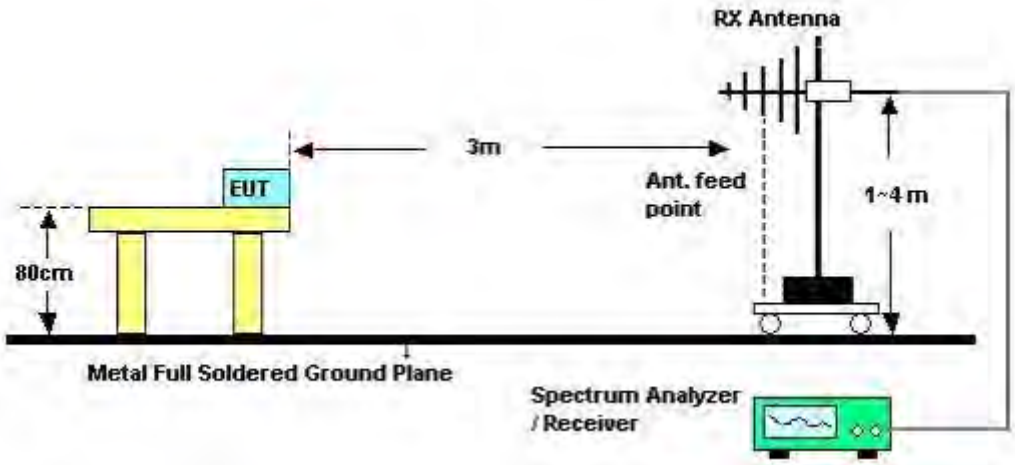

Above 1GHz

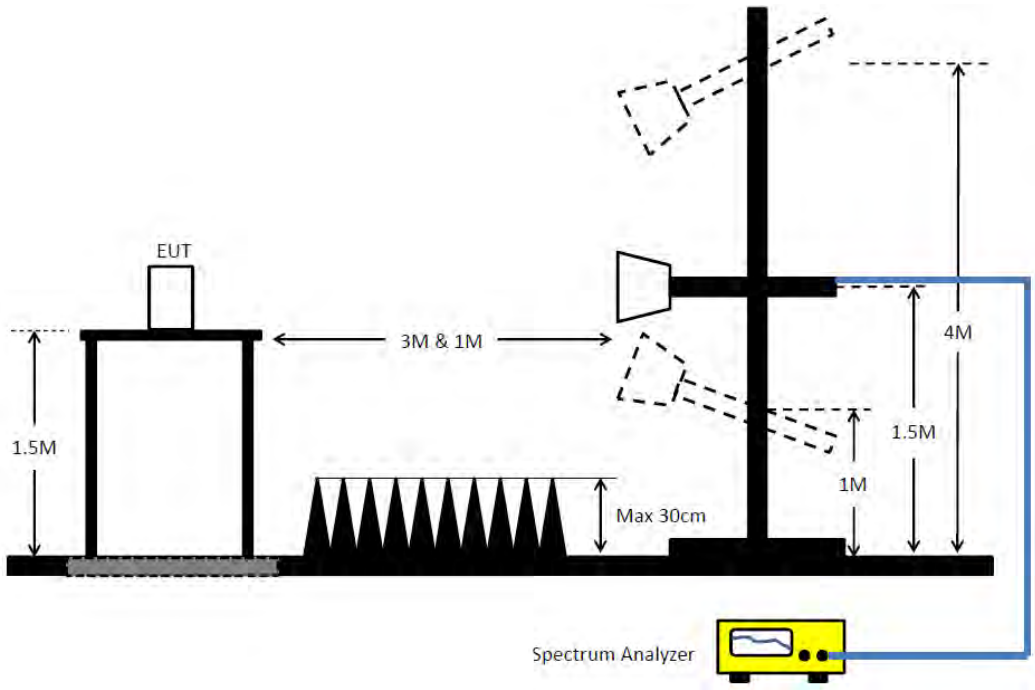

Emission MASK



3.5.5 Measurement Results Calculation

The measured Level is calculated using:

Corrected Reading: Antenna factor (AF) + Cable loss (CL) + Read level (Raw) - Preamp factor (PA)(if applicable) = Level

3.5.6 Transmitter Unwanted Emissions (Below 30MHz)

There is a comparison data of both open-field test site and alternative test site - semi-Anechoic chamber according to KDB414788 Radiated Test Site, and the result came out very similar.
All amplitude of spurious emissions that are attenuated by more than 20 dB below the permissible value has no need to be reported.
The radiated emissions were investigated from 9 kHz or the lowest frequency generated within the device, up to the 10th harmonic or 40 GHz, whichever is appropriate.

3.5.7 Test Result of Transmitter Unwanted Emissions

Refer as Appendix E

3.6 Contention Based Protocol

3.6.1 Contention Based Protocol Limit

EUT can detect an AWGN signal with 90% (or better) level of certainty.

3.6.2 Measuring Instruments

Refer a test equipment and calibration data table in this test report.

3.6.3 Test Procedures

Test Method	
▪	For Contention Based Protocol shall be measured using following options below:
☒	Refer as FCC KDB 987594 D02, I) Contention Based Protocol.

3.6.4 Test Setup

Contention Based Protocol

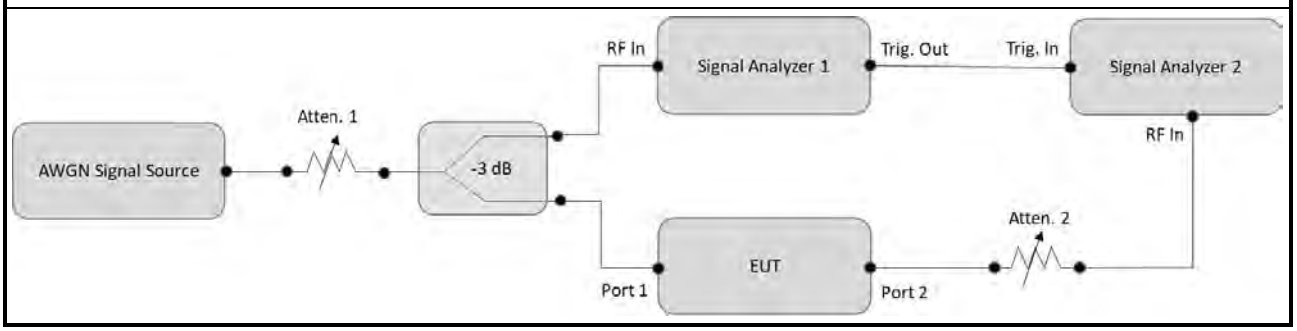

3.6.5 Test Result of Contention Based Protocol

Refer as Appendix F

4 Test Equipment and Calibration Data

Instrument	Brand	Model No.	Serial No.	Characteristics	Calibration Date	Calibration Due Date	Remark
LISN	Schwarzbeck	NSLK 8127	8127650	9kHz ~ 30MHz	Apr. 15, 2024	Apr. 14, 2025	Conduction (CO02-CB)
LISN	Schwarzbeck	NSLK 8127	8127478	9kHz ~ 30MHz	Dec. 29, 2023	Dec. 28, 2024	Conduction (CO02-CB)
EMI Receiver	Agilent	N9038A	MY52260140	9kHz ~ 8.4GHz	May 15, 2024	May 14, 2025	Conduction (CO02-CB)
COND Cable	Woken	Cable	2	0.15MHz ~ 30MHz	Oct. 17, 2023	Oct. 16, 2024	Conduction (CO02-CB)
Pulse Limiter	Schwarzbeck	VTSD 9561F-N	00378	9kHz ~ 30MHz	Oct. 17, 2023	Oct. 16, 2024	Conduction (CO02-CB)
Test Software	SPORTON	SENSE-EMI	V5.11	150kHz-30MHz	N.C.R.	N.C.R.	Conduction (CO02-CB)
Loop Antenna	Teseq	HLA 6121	65417	9kHz - 30 MHz	Oct. 16, 2024	Oct. 15, 2025	Radiation (03CH03-CB)
3m Semi Anechoic Chamber NSA	TDK	SAC-3M	03CH03-CB	30 MHz ~ 1 GHz	Jan. 18, 2024	Jan. 17, 2025	Radiation (03CH03-CB)
3m Semi Anechoic Chamber VSWR	TDK	SAC-3M	03CH03-CB	1GHz ~18GHz 3m	May 03, 2024	May 02, 2025	Radiation (03CH03-CB)
Bilog Antenna with 6dB Attenator	Schaffner & EMCI	CBL6112B& N-6-06	2888&AT-N060 5	30MHz ~ 1GHz	Jan. 18, 2024	Jan. 17, 2025	Radiation (03CH03-CB)
Horn Antenna	ETS·Lindgren	3115	6821	750MHz~ 18GHz	Jan. 24, 2024	Jan. 23, 2025	Radiation (03CH03-CB)
Horn Antenna	SCHWARZBECK	BBHA 9170	BBHA9170507	15GHz ~ 40GHz	Jul. 09, 2024	Jul. 08, 2025	Radiation (03CH03-CB)
Amplifier	SGH	SGH301	20240606-1	30MHz ~ 1GHz	Jun. 04, 2024	Jun. 03, 2025	Radiation (03CH03-CB)
Pre-Amplifier	Agilent	8449B	3008A02097	1GHz ~ 26.5GHz	Jun. 29, 2024	Jun. 28, 2025	Radiation (03CH03-CB)
Pre-Amplifier	SGH	SGH184	20221107-3	18GHz ~ 40GHz	Nov. 24, 2023	Nov. 23, 2024	Radiation (03CH03-CB)
Spectrum Analyzer	R&S	FSP40	100019	9kHz ~ 40GHz	Jun. 11, 2024	Jun. 10, 2025	Radiation (03CH03-CB)
EMI Test Receiver	R&S	ESR7	102172	9kHz ~ 7GHz	Oct. 21, 2024	Oct. 20, 2025	Radiation (03CH03-CB)
RF Cable-low	Woken	RG402	Low Cable-02+29	30MHz ~ 1GHz	Oct. 01, 2024	Sep. 30, 2025	Radiation (03CH03-CB)
RF Cable-high	Woken	RG402	High Cable-20+29	1GHz ~ 18GHz	Feb. 29, 2024	Feb. 28, 2025	Radiation (03CH03-CB)

Instrument	Brand	Model No.	Serial No.	Characteristics	Calibration Date	Calibration Due Date	Remark
RF Cable-high	Woken	RG402	High Cable-29	1GHz ~ 18GHz	Feb. 29, 2024	Feb. 28, 2025	Radiation (03CH03-CB)
High Cable	Woken	WCA0929M	40G#5+6	1GHz ~ 40 GHz	Jan. 11, 2024	Jan. 10, 2025	Radiation (03CH03-CB)
Test Software	SPORTON	SENSE-EMI	V5.11.8	30MHz-40GHz	N.C.R.	N.C.R.	Radiation (03CH03-CB)
Test Software	SPORTON	SENSE-15407 _NII	V5.11.19	5.15GHz-7.115GHz	N.C.R.	N.C.R.	Radiation (03CH03-CB)
Spectrum analyzer	R&S	FSV40	101028	9kHz~40GHz	Dec. 22, 2023	Dec. 21, 2024	Conducted (TH03-CB)
Power Sensor	Anritsu	MA2411B	1726195	300MHz~ 40GHz	Sep. 06, 2024	Sep. 05, 2025	Conducted (TH03-CB)
Power Meter	Anritsu	ML2495A	1035008	300MHz~ 40GHz	Sep. 06, 2024	Sep. 05, 2025	Conducted (TH03-CB)
RF Cable	Woken	RG402	High Cable-11	30MHz –18 GHz	Oct. 01, 2024	Sep. 30, 2025	Conducted (TH03-CB)
RF Cable	Woken	RG402	High Cable-12	30MHz –18 GHz	Oct. 01, 2024	Sep. 30, 2025	Conducted (TH03-CB)
RF Cable	Woken	RG402	High Cable-13	30MHz –18 GHz	Oct. 01, 2024	Sep. 30, 2025	Conducted (TH03-CB)
RF Cable-high	Woken	RG402	High Cable-14	1 GHz –18 GHz	Oct. 01, 2024	Sep. 30, 2025	Conducted (TH03-CB)
RF Cable-high	Woken	RG402	High Cable-15	1 GHz –18 GHz	Oct. 01, 2024	Sep. 30, 2025	Conducted (TH03-CB)
Band Rejector	MTJ	6G Band Rejector	BRJ-01	1 ~ 8GHz	Oct. 02, 2024	Oct. 01, 2025	Conducted (TH03-CB)
Band Rejector	MTJ	6G Band Rejector	BRJ-02	1 ~ 8GHz	Oct. 02, 2024	Oct. 01, 2025	Conducted (TH03-CB)
Switch	SPTCB	SP-SWI	SWI-03	1~18GHz	Oct. 02, 2024	Oct. 01, 2025	Conducted (TH03-CB)
Test Software	SPORTON	SENSE-15407 _NII	V5.11.19	5.15GHz-7.115GHz	N.C.R.	N.C.R.	Conducted (TH03-CB)
Spectrum Analyzer	R&S	FSV40	101026	9kHz~40GHz	Nov. 26, 2024	Nov. 25, 2025	Conducted (DF01-CB)
Vector Signal generator	R&S	SMU200A	102782	100kHz-6GHz	Sep. 16, 2024	Sep. 15, 2025	Conducted (DF01-CB)
Vector Signal generator	R&S	SMW200A	109426	100kHz- 7.5GHz	Jan. 14, 2025	Jan. 13, 2026	Conducted (DF01-CB)
RF Power Divider	Titan	2 Way	DV-8G -09	2GHz ~ 8GHz	Oct. 02, 2024	Oct. 01, 2025	Conducted (DF01-CB)
RF Power Divider	Titan	2 Way	DV-8G -10	2GHz ~ 8GHz	Oct. 02, 2024	Oct. 01, 2025	Conducted (DF01-CB)
RF Cable-high	Woken	RG402	High Cable-52	1 GHz –18 GHz	Oct. 01, 2024	Sep. 30, 2025	Conducted (DF01-CB)

Instrument	Brand	Model No.	Serial No.	Characteristics	Calibration Date	Calibration Due Date	Remark
RF Cable-high	Woken	RG402	High Cable-53	1 GHz –18 GHz	Oct. 01, 2024	Sep. 30, 2025	Conducted (DF01-CB)
RF Cable-high	Woken	RG402	High Cable-54	1 GHz –18 GHz	Oct. 01, 2024	Sep. 30, 2025	Conducted (DF01-CB)
RF Cable-high	Woken	RG402	High Cable-56	1 GHz –18 GHz	Oct. 01, 2024	Sep. 30, 2025	Conducted (DF01-CB)

Note: Calibration Interval of instruments listed above is one year.
NCR means Non-Calibration required.

Summary

Mode	Result	Type	Freq (Hz)	Level (dBuV)	Limit (dBuV)	Margin (dB)	Condition
Mode 1	Pass	AV	442.5k	31.39	47.01	-15.62	Line

Mode 1

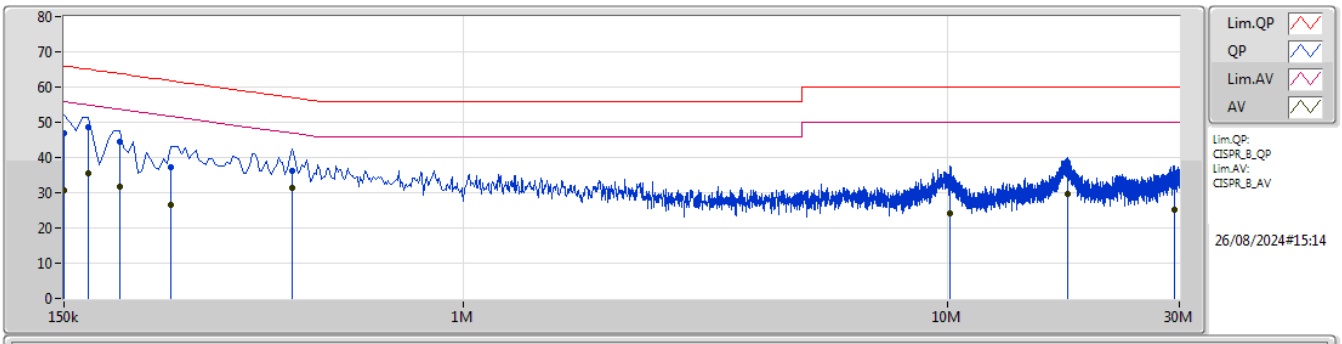

Type	Freq	Level	Limit	Margin	Factor	Condition	Comment	Raw	LISN	CL	AT
	(Hz)	(dBuV)	(dBuV)	(dB)	(dB)			(dBuV)	(dB)	(dB)	(dB)
QP	150k	46.89	66.00	-19.11	10.09	Line	-	36.80	0.05	0.03	10.01
AV	150k	30.82	56.00	-25.18	10.09	Line	-	20.73	0.05	0.03	10.01
QP	168k	48.77	65.06	-16.29	10.09	Line	-	38.68	0.05	0.03	10.01
AV	168k	35.37	55.06	-19.69	10.09	Line	-	25.28	0.05	0.03	10.01
QP	195k	44.46	63.82	-19.36	10.07	Line	-	34.39	0.05	0.03	9.99
AV	195k	31.61	53.82	-22.21	10.07	Line	-	21.54	0.05	0.03	9.99
QP	249k	37.23	61.79	-24.56	10.07	Line	-	27.16	0.05	0.03	9.99
AV	249k	26.63	51.79	-25.16	10.07	Line	-	16.56	0.05	0.03	9.99
QP	442.5k	36.24	57.01	-20.77	10.08	Line	-	26.16	0.05	0.03	10.00
AV	442.5k	31.39	47.01	-15.62	10.08	Line	"Worst"	21.31	0.05	0.03	10.00
QP	10.091M	31.98	60.00	-28.02	10.39	Line	-	21.59	0.25	0.13	10.01
AV	10.091M	24.02	50.00	-25.98	10.39	Line	-	13.63	0.25	0.13	10.01
QP	17.696M	36.40	60.00	-23.60	10.45	Line	-	25.95	0.37	0.17	9.91
AV	17.696M	29.65	50.00	-20.35	10.45	Line	-	19.20	0.37	0.17	9.91
QP	29.346M	31.89	60.00	-28.11	10.77	Line	-	21.12	0.59	0.32	9.86
AV	29.346M	25.07	50.00	-24.93	10.77	Line	-	14.30	0.59	0.32	9.86

Mode 1

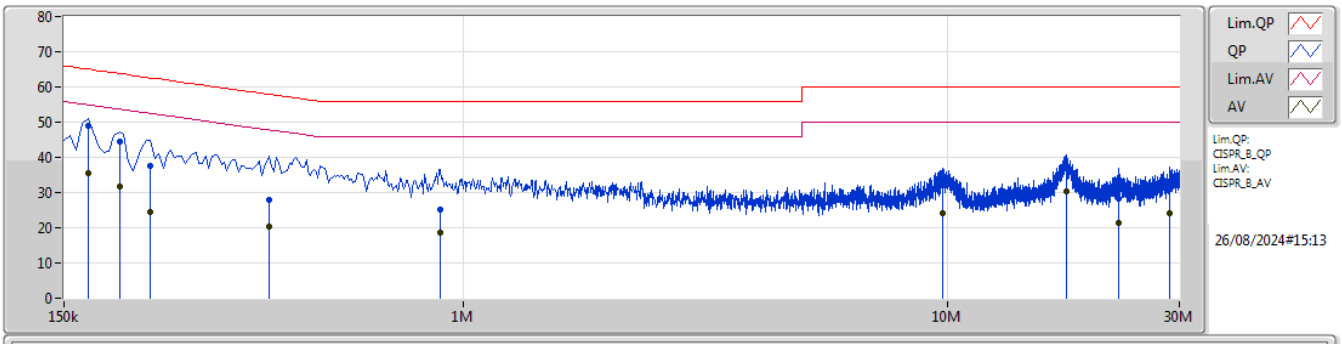

Type	Freq	Level	Limit	Margin	Factor	Condition	Comment	Raw	LISN	CL	AT
	(Hz)	(dBuV)	(dBuV)	(dB)	(dB)			(dBuV)	(dB)	(dB)	(dB)
QP	168k	48.90	65.06	-16.16	10.09	Neutral	"Worst"	38.81	0.05	0.03	10.01
AV	168k	35.44	55.06	-19.62	10.09	Neutral	-	25.35	0.05	0.03	10.01
QP	195k	44.62	63.82	-19.20	10.07	Neutral	-	34.55	0.05	0.03	9.99
AV	195k	31.70	53.82	-22.12	10.07	Neutral	-	21.63	0.05	0.03	9.99
QP	226.5k	37.53	62.58	-25.05	10.07	Neutral	-	27.46	0.05	0.03	9.99
AV	226.5k	24.40	52.58	-28.18	10.07	Neutral	-	14.33	0.05	0.03	9.99
QP	397.5k	28.00	57.91	-29.91	10.08	Neutral	-	17.92	0.05	0.03	10.00
AV	397.5k	20.38	47.91	-27.53	10.08	Neutral	-	10.30	0.05	0.03	10.00
QP	897k	25.27	56.00	-30.73	10.11	Neutral	-	15.16	0.06	0.03	10.02
AV	897k	18.54	46.00	-27.46	10.11	Neutral	-	8.43	0.06	0.03	10.02
QP	9.758M	32.15	60.00	-27.85	10.35	Neutral	-	21.80	0.21	0.13	10.01
AV	9.758M	24.08	50.00	-25.92	10.35	Neutral	-	13.73	0.21	0.13	10.01
QP	17.516M	36.98	60.00	-23.02	10.33	Neutral	-	26.65	0.25	0.17	9.91
AV	17.516M	30.21	50.00	-19.79	10.33	Neutral	-	19.88	0.25	0.17	9.91
QP	22.457M	28.24	60.00	-31.76	10.35	Neutral	-	17.89	0.28	0.20	9.87
AV	22.457M	21.54	50.00	-28.46	10.35	Neutral	-	11.19	0.28	0.20	9.87
QP	28.676M	31.08	60.00	-28.92	10.48	Neutral	-	20.60	0.32	0.30	9.86
AV	28.676M	24.28	50.00	-25.72	10.48	Neutral	-	13.80	0.32	0.30	9.86

Summary

Mode	Max-N dB (Hz)	Max-OBW (Hz)	ITU-Code	Min-N dB (Hz)	Min-OBW (Hz)
5.925-6.425GHz	-	-	-	-	-
802.11ax HEW20_Nss1,(MCS0)_4TX	21.67M	19.115M	19M1D1D	20.075M	18.966M
802.11ax HEW20-BF_Nss1,(MCS4)_4TX	21.835M	19.015M	19M0D1D	20.13M	18.891M
802.11ax HEW40_Nss1,(MCS0)_4TX	39.82M	37.831M	37M8D1D	39.05M	37.581M
802.11ax HEW40-BF_Nss1,(MCS4)_4TX	43.78M	37.981M	38M0D1D	41.14M	37.731M
802.11ax HEW80_Nss1,(MCS0)_4TX	81.62M	77.261M	77M3D1D	80.74M	76.962M
802.11ax HEW80-BF_Nss1,(MCS4)_4TX	90.2M	77.861M	77M9D1D	81.18M	77.261M
802.11ax HEW160_Nss1,(MCS0)_4TX	165M	155.522M	156MD1D	162.36M	154.723M
802.11ax HEW160-BF_Nss1,(MCS4)_4TX	173.36M	157.321M	157MD1D	165M	156.522M
6.425-6.525GHz	-	-	-	-	-
802.11ax HEW20_Nss1,(MCS0)_4TX	21.78M	19.14M	19M1D1D	20.13M	18.916M
802.11ax HEW20-BF_Nss1,(MCS4)_4TX	22.22M	19.015M	19M0D1D	20.075M	18.916M
802.11ax HEW40_Nss1,(MCS0)_4TX	39.82M	37.841M	37M8D1D	38.83M	37.541M
802.11ax HEW40-BF_Nss1,(MCS4)_4TX	43.56M	38.041M	38M0D1D	40.59M	37.731M
802.11ax HEW80_Nss1,(MCS0)_4TX	81.48M	77.161M	77M2D1D	80.76M	76.762M
802.11ax HEW80-BF_Nss1,(MCS4)_4TX	88.88M	77.841M	77M8D1D	81.4M	77.361M
802.11ax HEW160_Nss1,(MCS0)_4TX	163.44M	154.843M	155MD1D	162.84M	154.363M
802.11ax HEW160-BF_Nss1,(MCS4)_4TX	172.48M	157.441M	157MD1D	163.24M	157.001M
6.525-6.875GHz	-	-	-	-	-
802.11ax HEW20_Nss1,(MCS0)_4TX	21.34M	19.215M	19M2D1D	20.405M	19.015M
802.11ax HEW20-BF_Nss1,(MCS4)_4TX	21.6M	19.04M	19M0D1D	20.115M	18.936M
802.11ax HEW40_Nss1,(MCS0)_4TX	39.6M	37.691M	37M7D1D	38.72M	36.882M
802.11ax HEW40-BF_Nss1,(MCS4)_4TX	43.78M	38.041M	38M0D1D	40.15M	37.781M
802.11ax HEW80_Nss1,(MCS0)_4TX	81.96M	76.862M	76M9D1D	80.3M	76.042M
802.11ax HEW80-BF_Nss1,(MCS4)_4TX	89.98M	78.061M	78M1D1D	80.52M	77.181M
802.11ax HEW160_Nss1,(MCS0)_4TX	163.56M	154.243M	154MD1D	161.64M	153.123M
802.11ax HEW160-BF_Nss1,(MCS4)_4TX	172.92M	157.121M	157MD1D	166.32M	156.562M
6.875-7.125GHz	-	-	-	-	-
802.11ax HEW20_Nss1,(MCS0)_4TX	21.78M	19.24M	19M2D1D	20.295M	19.015M
802.11ax HEW20-BF_Nss1,(MCS4)_4TX	21.835M	19.015M	19M0D1D	20.185M	18.941M
802.11ax HEW40_Nss1,(MCS0)_4TX	39.6M	37.831M	37M8D1D	38.83M	37.181M
802.11ax HEW40-BF_Nss1,(MCS4)_4TX	43.89M	37.981M	38M0D1D	40.81M	37.731M
802.11ax HEW80_Nss1,(MCS0)_4TX	81.4M	77.161M	77M2D1D	80.3M	76.262M
802.11ax HEW80-BF_Nss1,(MCS4)_4TX	89.54M	77.761M	77M8D1D	80.96M	77.261M
802.11ax HEW160_Nss1,(MCS0)_4TX	164.56M	154.123M	154MD1D	162.8M	153.523M
802.11ax HEW160-BF_Nss1,(MCS4)_4TX	171.16M	156.922M	157MD1D	160.6M	156.722M

Max-N dB = Maximum 6dB down bandwidth for 5.725-5.85GHz band / Maximum 26dB down bandwidth for other band;
Max-OBW = Maximum 99% occupied bandwidth;
Min-N dB = Minimum 6dB down bandwidth for 5.725-5.85GHz band / Maximum 26dB down bandwidth for other band;
Min-OBW = Minimum 99% occupied bandwidth

Result

Mode	Result	Limit (Hz)	Port 1-N dB (Hz)	Port 1-OBW (Hz)	Port 2-N dB (Hz)	Port 2-OBW (Hz)	Port 3-N dB (Hz)	Port 3-OBW (Hz)	Port 4-N dB (Hz)	Port 4-OBW (Hz)
802.11ax HEW20_Nss1,(MCS0)_4TX	-	-	-	-	-	-	-	-	-	-
5955MHz	Pass	Inf	20.515M	18.991M	20.625M	18.991M	21.505M	18.991M	20.24M	19.065M
6195MHz	Pass	Inf	20.405M	19.065M	21.285M	18.966M	20.735M	19.04M	21.175M	19.115M
6415MHz	Pass	Inf	20.075M	18.966M	20.13M	19.015M	20.625M	18.991M	21.67M	19.015M
6435MHz	Pass	Inf	21.065M	18.991M	20.185M	19.065M	20.845M	18.991M	21.78M	19.115M
6475MHz	Pass	Inf	20.185M	18.916M	20.625M	19.04M	20.955M	19.015M	21.45M	19.04M
6515MHz	Pass	Inf	20.13M	19.14M	21.505M	19.065M	20.405M	19.015M	20.295M	19.065M
6535MHz	Pass	Inf	20.405M	19.015M	20.735M	19.015M	20.735M	19.04M	20.845M	19.115M
6695MHz	Pass	Inf	21.34M	19.09M	20.955M	19.065M	20.68M	19.215M	20.735M	19.165M
6875MHz Straddle 6.525-6.875GHz	Pass	Inf	21.24M	19.085M	21.21M	19.13M	21.105M	19.07M	21.12M	19.175M
6895MHz	Pass	Inf	21.23M	19.215M	21.12M	19.09M	20.46M	19.065M	21.45M	19.115M
6995MHz	Pass	Inf	21.285M	19.09M	20.295M	19.015M	20.9M	19.24M	21.01M	19.065M
7095MHz	Pass	Inf	21.78M	19.015M	20.79M	19.065M	21.725M	19.09M	21.175M	19.015M
7115MHz	Pass	Inf	21.67M	19.015M	21.065M	19.015M	20.46M	19.04M	21.065M	19.14M
802.11ax HEW40_Nss1,(MCS0)_4TX	-	-	-	-	-	-	-	-	-	-
5965MHz	Pass	Inf	39.38M	37.781M	39.82M	37.681M	39.71M	37.731M	39.38M	37.631M
6205MHz	Pass	Inf	39.05M	37.831M	39.38M	37.581M	39.27M	37.731M	39.16M	37.681M
6405MHz	Pass	Inf	39.38M	37.631M	39.27M	37.681M	39.27M	37.581M	39.82M	37.631M
6445MHz	Pass	Inf	39.05M	37.731M	39.49M	37.731M	38.94M	37.781M	39.82M	37.581M
6485MHz	Pass	Inf	38.83M	37.631M	39.16M	37.581M	39.05M	37.731M	39.05M	37.681M
6525MHz Straddle 6.425-6.525GHz	Pass	Inf	39.09M	37.841M	39.09M	37.631M	39.48M	37.691M	39.45M	37.541M
6565MHz	Pass	Inf	38.83M	37.431M	39.16M	37.531M	39.38M	37.481M	39.16M	37.531M
6685MHz	Pass	Inf	38.72M	37.181M	39.05M	37.481M	39.27M	37.531M	39.6M	37.631M
6885MHz Straddle 6.525-6.875GHz	Pass	Inf	38.73M	36.882M	39.03M	37.691M	39M	37.391M	39.33M	37.391M
6925MHz	Pass	Inf	38.94M	37.181M	38.83M	37.681M	39.05M	37.481M	39.27M	37.481M
7005MHz	Pass	Inf	38.83M	37.481M	38.94M	37.681M	39.6M	37.631M	39.27M	37.681M
7085MHz	Pass	Inf	39.27M	37.631M	39.16M	37.831M	39.38M	37.631M	39.38M	37.631M
802.11ax HEW80_Nss1,(MCS0)_4TX	-	-	-	-	-	-	-	-	-	-
5985MHz	Pass	Inf	81.18M	77.161M	81.62M	77.161M	81.62M	77.061M	81.4M	77.061M
6225MHz	Pass	Inf	80.96M	77.161M	81.4M	77.161M	81.4M	77.261M	80.96M	76.962M
6385MHz	Pass	Inf	81.4M	77.061M	81.4M	77.161M	81.4M	76.962M	80.74M	77.061M
6465MHz	Pass	Inf	81.4M	76.862M	81.18M	77.161M	81.18M	76.962M	81.4M	77.161M
6545MHz Straddle 6.425-6.525GHz	Pass	Inf	81.48M	76.942M	81M	76.882M	80.76M	76.882M	81.12M	76.762M
6625MHz	Pass	Inf	80.52M	76.662M	80.52M	76.562M	80.74M	76.662M	80.52M	76.862M
6705MHz	Pass	Inf	80.74M	76.162M	80.3M	76.362M	80.74M	76.362M	80.52M	76.662M
6785MHz	Pass	Inf	80.74M	76.162M	81.18M	76.462M	80.74M	76.362M	80.52M	76.462M
6865MHz Straddle 6.525-6.875GHz	Pass	Inf	80.88M	76.042M	81.24M	76.762M	81M	76.522M	81.96M	76.762M
6945MHz	Pass	Inf	80.74M	76.262M	80.3M	76.762M	80.74M	76.762M	80.52M	76.862M
7025MHz	Pass	Inf	80.74M	76.662M	80.74M	77.161M	81.4M	76.962M	81.4M	76.862M
802.11ax HEW160_Nss1,(MCS0)_4TX	-	-	-	-	-	-	-	-	-	-
6025MHz	Pass	Inf	163.68M	154.923M	163.68M	155.322M	163.24M	155.122M	162.36M	154.723M
6185MHz	Pass	Inf	165M	155.522M	162.36M	155.322M	163.68M	155.322M	163.68M	155.322M
6345MHz	Pass	Inf	164.56M	154.923M	162.36M	155.122M	164.56M	154.923M	163.68M	155.122M
6505MHz Straddle 6.425-6.525GHz	Pass	Inf	163.44M	154.363M	163.08M	154.363M	162.96M	154.483M	162.84M	154.843M
6665MHz	Pass	Inf	162.8M	153.723M	162.36M	153.723M	161.92M	153.123M	163.24M	153.523M
6825MHz Straddle 6.525-6.875GHz	Pass	Inf	163.44M	153.883M	162.84M	154.243M	161.64M	153.403M	163.56M	153.403M
6985MHz	Pass	Inf	164.56M	154.123M	164.12M	154.123M	162.8M	153.523M	163.24M	153.723M
802.11ax HEW20-BF_Nss1,(MCS4)_4TX	-	-	-	-	-	-	-	-	-	-
5955MHz	Pass	Inf	20.35M	18.891M	21.505M	19.015M	21.12M	19.015M	21.725M	19.015M
6195MHz	Pass	Inf	20.845M	18.916M	21.23M	18.991M	21.12M	18.991M	21.835M	18.991M
6415MHz	Pass	Inf	20.13M	18.916M	20.57M	18.991M	20.79M	18.966M	20.735M	19.015M
6435MHz	Pass	Inf	20.075M	18.916M	21.01M	18.966M	20.735M	18.966M	21.34M	18.966M
6475MHz	Pass	Inf	20.35M	18.966M	21.615M	18.941M	21.285M	18.991M	20.9M	18.916M
6515MHz	Pass	Inf	22.22M	19.015M	21.67M	18.966M	21.23M	18.991M	21.395M	18.916M
6535MHz	Pass	Inf	20.955M	18.966M	21.065M	19.04M	21.175M	18.991M	21.23M	19.015M

Mode	Result	Limit (Hz)	Port 1-N dB (Hz)	Port 1-OBW (Hz)	Port 2-N dB (Hz)	Port 2-OBW (Hz)	Port 3-N dB (Hz)	Port 3-OBW (Hz)	Port 4-N dB (Hz)	Port 4-OBW (Hz)
6695MHz	Pass	Inf	21.12M	18.966M	20.625M	18.991M	20.68M	18.991M	20.955M	19.015M
6875MHz Straddle 6.525-6.875GHz	Pass	Inf	20.115M	18.936M	21.09M	18.981M	21.375M	19.01M	21.6M	19.01M
6895MHz	Pass	Inf	20.79M	18.966M	20.57M	18.966M	21.835M	18.991M	21.34M	18.941M
6995MHz	Pass	Inf	20.185M	18.991M	20.625M	18.966M	20.79M	19.015M	20.955M	18.966M
7095MHz	Pass	Inf	20.57M	18.966M	21.725M	18.966M	21.505M	18.966M	21.615M	18.966M
7115MHz	Pass	Inf	21.065M	18.966M	21.23M	18.966M	21.395M	18.991M	21.34M	18.966M
802.11ax HEW40-BF_Nss1,(MCS4)_4TX	-	-	-	-	-	-	-	-	-	-
5965MHz	Pass	Inf	41.14M	37.731M	42.9M	37.981M	42.24M	37.931M	43.34M	37.931M
6205MHz	Pass	Inf	41.58M	37.881M	42.79M	37.931M	42.68M	37.981M	43.45M	37.981M
6405MHz	Pass	Inf	41.14M	37.781M	43.78M	37.981M	43.78M	37.981M	43.34M	37.931M
6445MHz	Pass	Inf	41.47M	37.731M	42.79M	37.931M	43.01M	37.931M	43.45M	37.981M
6485MHz	Pass	Inf	40.59M	37.831M	42.46M	37.981M	43.12M	37.881M	43.45M	37.931M
6525MHz Straddle 6.425-6.525GHz	Pass	Inf	41.03M	37.931M	42.79M	38.041M	42.9M	37.931M	43.56M	37.931M
6565MHz	Pass	Inf	40.15M	37.781M	43.23M	37.931M	43.01M	37.931M	43.78M	37.931M
6685MHz	Pass	Inf	40.81M	37.831M	43.67M	37.931M	43.12M	37.981M	43.23M	37.931M
6885MHz Straddle 6.525-6.875GHz	Pass	Inf	40.81M	37.931M	43.67M	38.041M	42.79M	37.931M	43.34M	38.041M
6925MHz	Pass	Inf	40.81M	37.781M	43.01M	37.931M	43.89M	37.931M	43.67M	37.981M
7005MHz	Pass	Inf	41.8M	37.731M	43.56M	37.981M	43.01M	37.931M	42.57M	37.981M
7085MHz	Pass	Inf	41.58M	37.831M	42.68M	37.981M	43.45M	37.931M	43.12M	37.981M
802.11ax HEW80-BF_Nss1,(MCS4)_4TX	-	-	-	-	-	-	-	-	-	-
5985MHz	Pass	Inf	84.26M	77.461M	89.1M	77.661M	90.2M	77.761M	88.88M	77.761M
6225MHz	Pass	Inf	81.84M	77.561M	89.54M	77.761M	89.54M	77.861M	89.54M	77.661M
6385MHz	Pass	Inf	81.18M	77.261M	89.54M	77.861M	89.76M	77.661M	88.44M	77.761M
6465MHz	Pass	Inf	81.4M	77.361M	88.66M	77.761M	88.88M	77.661M	87.78M	77.561M
6545MHz Straddle 6.425-6.525GHz	Pass	Inf	81.84M	77.401M	87.34M	77.841M	88.66M	77.841M	87.78M	77.841M
6625MHz	Pass	Inf	81.84M	77.461M	89.76M	77.661M	87.78M	77.761M	88.66M	77.761M
6705MHz	Pass	Inf	81.84M	77.561M	89.98M	77.661M	88.88M	77.661M	87.78M	77.661M
6785MHz	Pass	Inf	80.52M	77.561M	88M	77.761M	88.66M	77.661M	88.66M	77.661M
6865MHz Straddle 6.525-6.875GHz	Pass	Inf	81.4M	77.181M	88.44M	77.841M	88.88M	77.841M	88.88M	78.061M
6945MHz	Pass	Inf	80.96M	77.261M	88.66M	77.761M	87.34M	77.661M	89.54M	77.661M
7025MHz	Pass	Inf	82.28M	77.361M	87.78M	77.761M	88.66M	77.561M	89.1M	77.661M
802.11ax HEW160-BF_Nss1,(MCS4)_4TX	-	-	-	-	-	-	-	-	-	-
6025MHz	Pass	Inf	168.08M	156.922M	172.04M	157.121M	170.72M	157.121M	171.16M	156.922M
6185MHz	Pass	Inf	165M	156.522M	173.36M	157.321M	170.28M	157.121M	173.36M	157.321M
6345MHz	Pass	Inf	169.4M	156.522M	172.48M	157.121M	173.36M	157.121M	172.92M	157.121M
6505MHz Straddle 6.425-6.525GHz	Pass	Inf	163.24M	157.001M	171.16M	157.441M	172.48M	157.441M	170.72M	157.001M
6665MHz	Pass	Inf	166.76M	157.121M	171.16M	156.922M	171.6M	157.121M	172.92M	156.922M
6825MHz Straddle 6.525-6.875GHz	Pass	Inf	166.32M	156.562M	170.28M	157.001M	172.04M	157.001M	171.16M	157.001M
6985MHz	Pass	Inf	160.6M	156.722M	170.72M	156.922M	171.16M	156.722M	170.72M	156.922M

Port X-N dB = Port X 6dB down bandwidth for 5.725-5.85GHz band / 26dB down bandwidth for other band
Port X-OBW = Port X 99% occupied bandwidth

5.925-6.425GHz_802.11ax HEW20_Nss1,(MCS0)_4TX **EBW**

5955MHz

09/10/2024

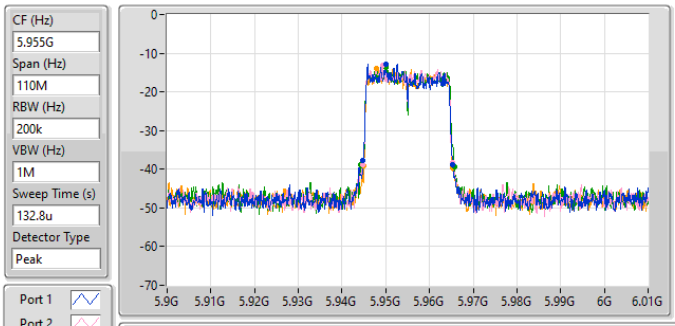

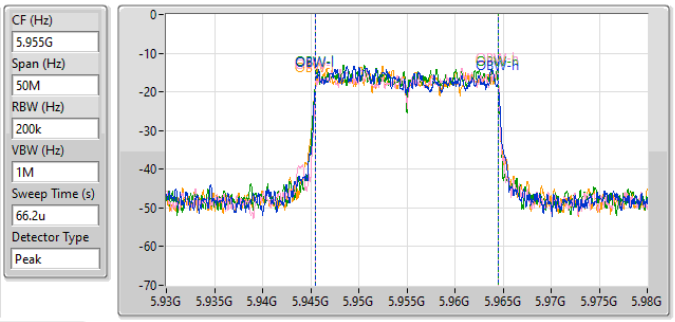

26dB(Hz)	Fl-26dB(Hz)	Fh-26dB(Hz)	OBW(Hz)	Fl-OBW(Hz)	Fh-OBW(Hz)	Limit(Hz)	Port
20.515M	5.944825G	5.96534G	18.991M	5.945505G	5.964495G	Inf	1
20.625M	5.94477G	5.965395G	18.991M	5.94553G	5.96452G	Inf	2
21.505M	5.944275G	5.96578G	18.991M	5.94548G	5.96447G	Inf	3
20.24M	5.94499G	5.96523G	19.065M	5.945455G	5.96452G	Inf	4

5.925-6.425GHz_802.11ax HEW20_Nss1,(MCS0)_4TX **EBW**

6195MHz

09/10/2024

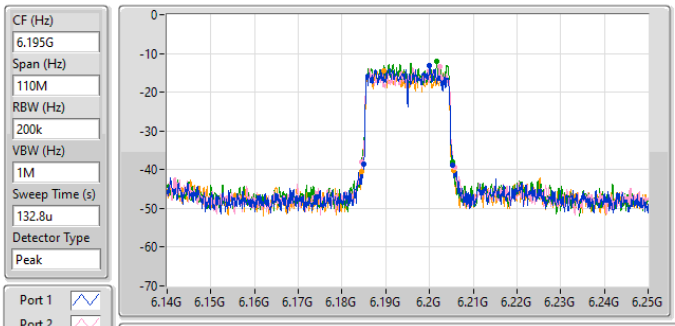

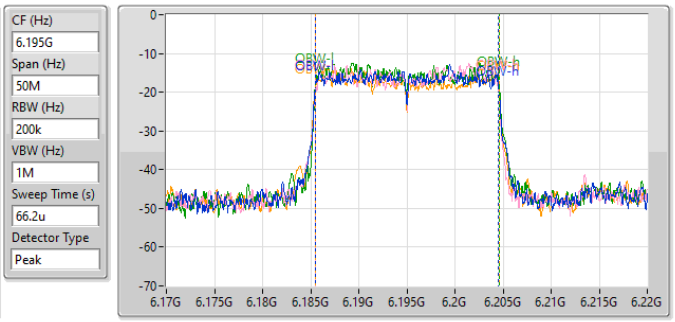

26dB(Hz)	Fl-26dB(Hz)	Fh-26dB(Hz)	OBW(Hz)	Fl-OBW(Hz)	Fh-OBW(Hz)	Limit(Hz)	Port
20.405M	6.18499G	6.205395G	19.065M	6.18548G	6.204545G	Inf	1
21.285M	6.18455G	6.205835G	18.966M	6.18553G	6.204495G	Inf	2
20.735M	6.18444G	6.205175G	19.04M	6.18553G	6.20457G	Inf	3
21.175M	6.18444G	6.205615G	19.115M	6.185455G	6.20457G	Inf	4

5.925-6.425GHz_802.11ax HEW20_Nss1,(MCS0)_4TX **EBW**

6415MHz

09/10/2024

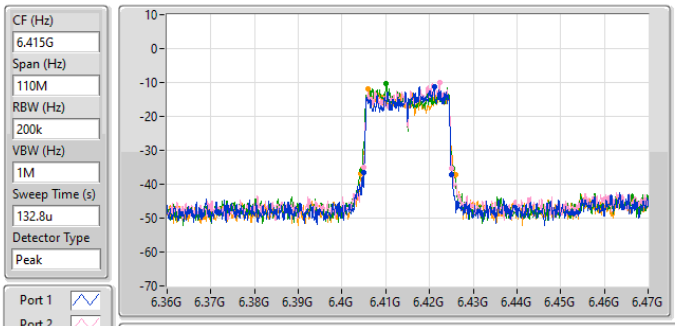

26dB(Hz)	Fl-26dB(Hz)	Fh-26dB(Hz)	OBW(Hz)	Fl-OBW(Hz)	Fh-OBW(Hz)	Limit(Hz)	Port
20.075M	6.40499G	6.425065G	18.966M	6.405505G	6.42447G	Inf	1
20.13M	6.404935G	6.425065G	19.015M	6.405505G	6.42452G	Inf	2
20.625M	6.40455G	6.425175G	18.991M	6.40548G	6.42447G	Inf	3
21.67M	6.40422G	6.42589G	19.015M	6.405505G	6.42452G	Inf	4

6.425-6.525GHz_802.11ax HEW20_Nss1,(MCS0)_4TX **EBW**

6435MHz

09/10/2024

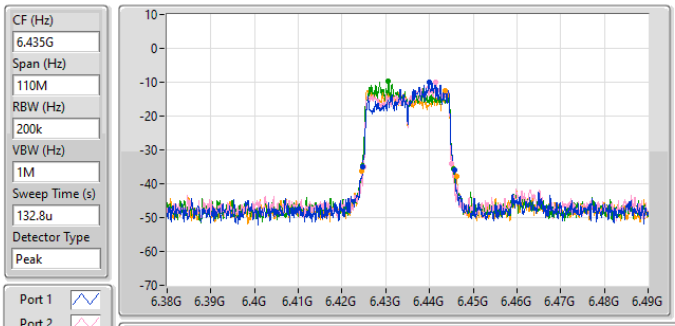

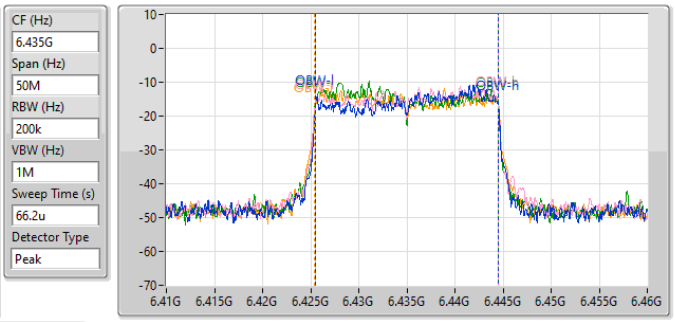

26dB(Hz)	Fl-26dB(Hz)	Fh-26dB(Hz)	OBW(Hz)	Fl-OBW(Hz)	Fh-OBW(Hz)	Limit(Hz)	Port
21.065M	6.424715G	6.44578G	18.991M	6.42553G	6.44452G	Inf	1
20.185M	6.424935G	6.44512G	19.065M	6.425455G	6.44452G	Inf	2
20.845M	6.424605G	6.44545G	18.991M	6.42548G	6.44447G	Inf	3
21.78M	6.42444G	6.44622G	19.115M	6.42543G	6.444545G	Inf	4

6.425-6.525GHz_802.11ax HEW20_Nss1,(MCS0)_4TX **EBW**

6475MHz

09/10/2024

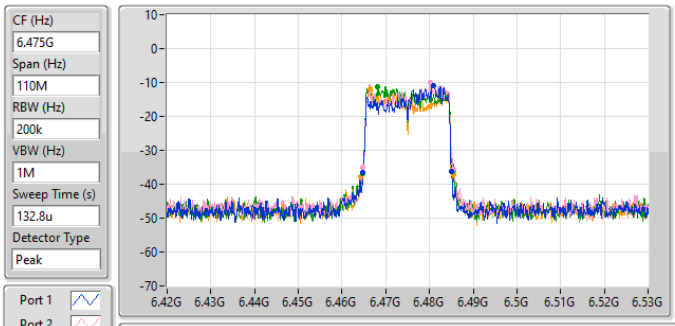

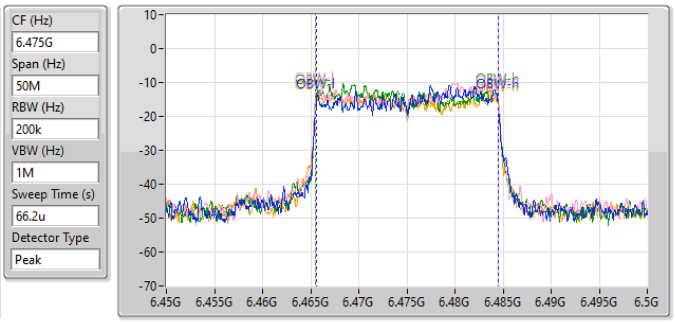

26dB(Hz)	Fl-26dB(Hz)	Fh-26dB(Hz)	OBW(Hz)	Fl-OBW(Hz)	Fh-OBW(Hz)	Limit(Hz)	Port
20.185M	6.464825G	6.48501G	18.916M	6.46558G	6.484495G	Inf	1
20.625M	6.464825G	6.48545G	19.04M	6.465505G	6.484545G	Inf	2
20.955M	6.464605G	6.48556G	19.015M	6.465505G	6.48452G	Inf	3
21.45M	6.464165G	6.485615G	19.04M	6.46548G	6.48452G	Inf	4

6.425-6.525GHz_802.11ax HEW20_Nss1,(MCS0)_4TX **EBW**

6515MHz

09/10/2024

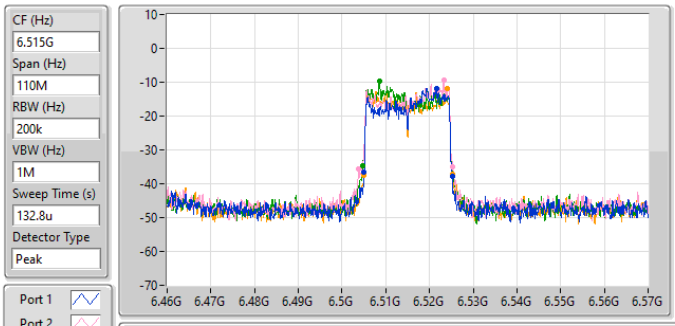

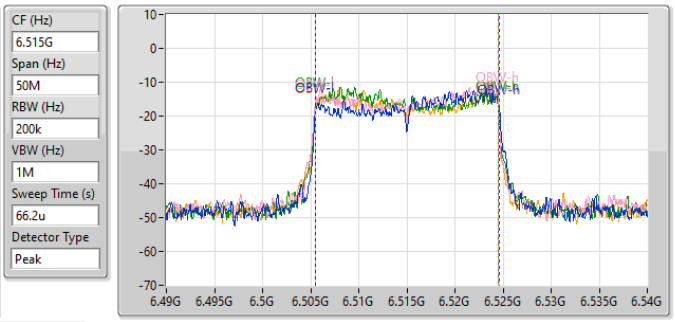

26dB(Hz)	Fl-26dB(Hz)	Fh-26dB(Hz)	OBW(Hz)	Fl-OBW(Hz)	Fh-OBW(Hz)	Limit(Hz)	Port
20.13M	6.505045G	6.525175G	19.14M	6.505505G	6.524645G	Inf	1
21.505M	6.503835G	6.52534G	19.065M	6.505455G	6.52452G	Inf	2
20.405M	6.50477G	6.525175G	19.015M	6.50548G	6.524495G	Inf	3
20.295M	6.505045G	6.52534G	19.065M	6.50548G	6.524545G	Inf	4

6.525-6.875GHz_802.11ax HEW20_Nss1,(MCS0)_4TX **EBW**

6535MHz

09/10/2024

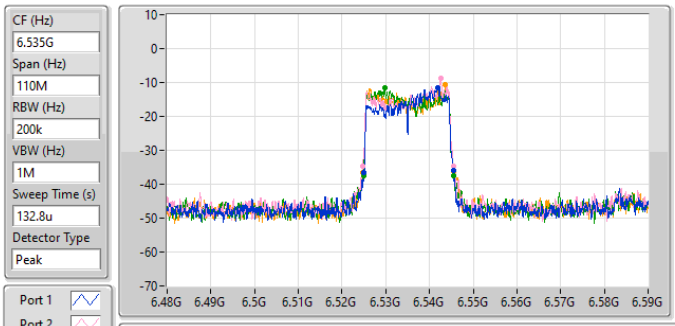

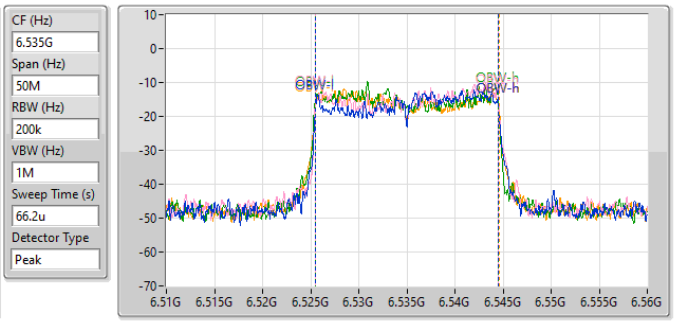

26dB(Hz)	Fl-26dB(Hz)	Fh-26dB(Hz)	OBW(Hz)	Fl-OBW(Hz)	Fh-OBW(Hz)	Limit(Hz)	Port
20.405M	6.525045G	6.54545G	19.015M	6.52553G	6.544545G	Inf	1
20.735M	6.524715G	6.54545G	19.015M	6.52553G	6.544545G	Inf	2
20.735M	6.52488G	6.545615G	19.04M	6.525455G	6.544495G	Inf	3
20.845M	6.52466G	6.545505G	19.115M	6.525455G	6.54457G	Inf	4

6.525-6.875GHz_802.11ax HEW20_Nss1,(MCS0)_4TX **EBW**

6695MHz

09/10/2024

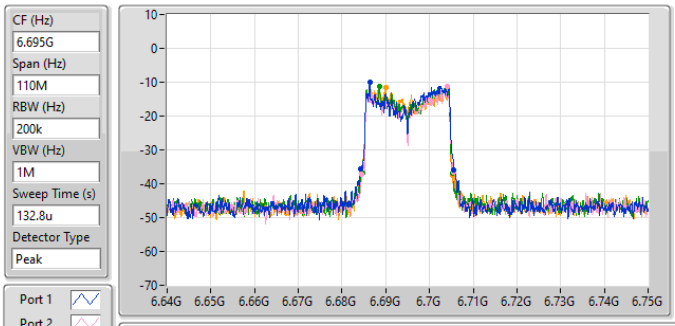

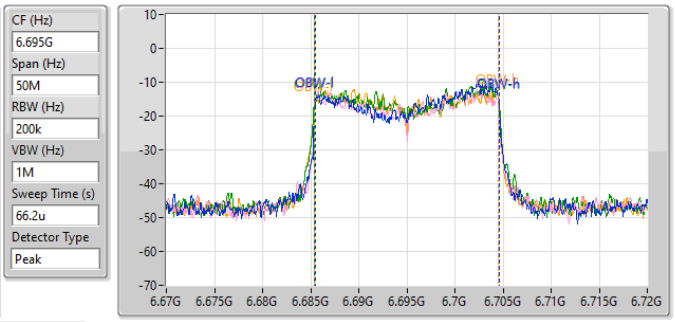

26dB(Hz)	Fl-26dB(Hz)	Fh-26dB(Hz)	OBW(Hz)	Fl-OBW(Hz)	Fh-OBW(Hz)	Limit(Hz)	Port
21.34M	6.684275G	6.705615G	19.09M	6.68548G	6.70457G	Inf	1
20.955M	6.684495G	6.70545G	19.065M	6.68548G	6.704545G	Inf	2
20.68M	6.684715G	6.705395G	19.215M	6.68538G	6.704595G	Inf	3
20.735M	6.68455G	6.705285G	19.165M	6.685355G	6.70452G	Inf	4

6.525-6.875GHz_802.11ax HEW20_Nss1,(MCS0)_4TX **EBW**

6875MHz

09/10/2024

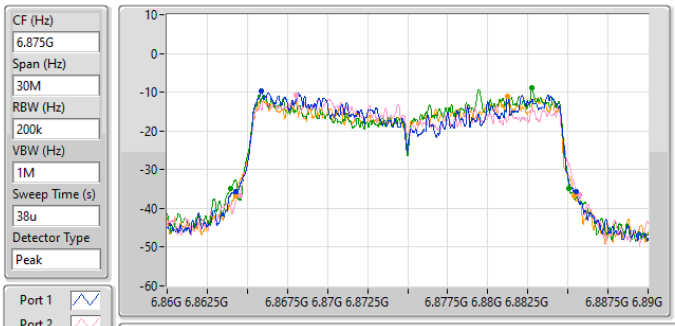

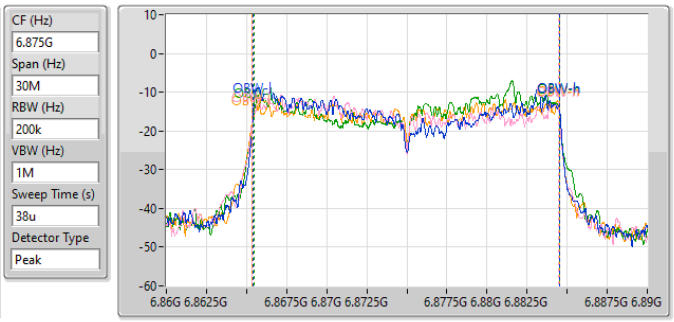

26dB(Hz)	Fl-26dB(Hz)	Fh-26dB(Hz)	OBW(Hz)	Fl-OBW(Hz)	Fh-OBW(Hz)	Limit(Hz)	Port
21.24M	6.86426G	6.8855G	19.085M	6.865435G	6.88452G	Inf	1
21.21M	6.86453G	6.88574G	19.13M	6.86536G	6.88449G	Inf	2
21.105M	6.863975G	6.88508G	19.07M	6.86545G	6.88452G	Inf	3
21.12M	6.86426G	6.88538G	19.175M	6.865345G	6.88452G	Inf	4

6.875-7.125GHz_802.11ax HEW20_Nss1,(MCS0)_4TX **EBW**

6895MHz

09/10/2024

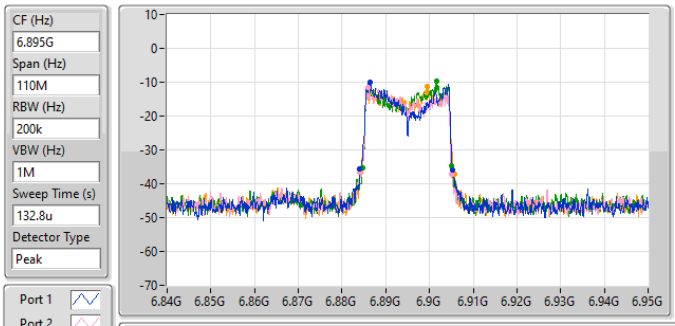

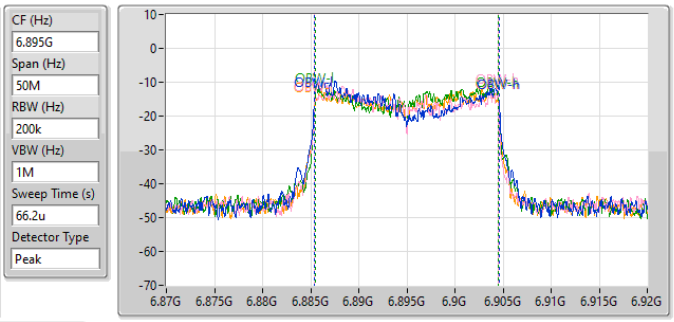

26dB(Hz)	Fl-26dB(Hz)	Fh-26dB(Hz)	OBW(Hz)	Fl-OBW(Hz)	Fh-OBW(Hz)	Limit(Hz)	Port
21.23M	6.88411G	6.90534G	19.215M	6.88538G	6.904595G	Inf	1
21.12M	6.883945G	6.905065G	19.09M	6.885405G	6.904495G	Inf	2
20.46M	6.884605G	6.905065G	19.065M	6.885455G	6.90452G	Inf	3
21.45M	6.88422G	6.90567G	19.115M	6.88543G	6.904545G	Inf	4

6.875-7.125GHz_802.11ax HEW20_Nss1,(MCS0)_4TX **EBW**

6995MHz

09/10/2024

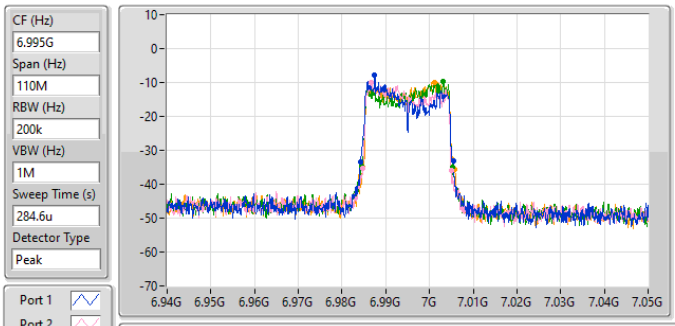

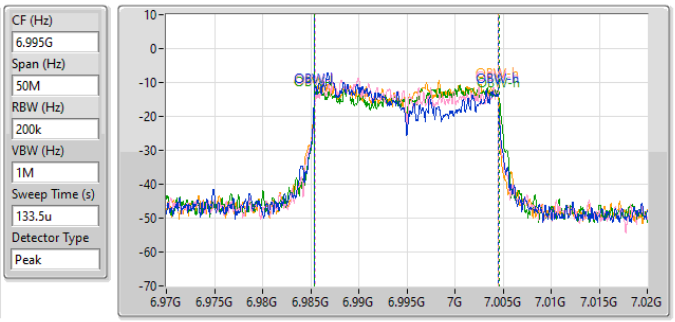

26dB(Hz)	Fl-26dB(Hz)	Fh-26dB(Hz)	OBW(Hz)	Fl-OBW(Hz)	Fh-OBW(Hz)	Limit(Hz)	Port
21.285M	6.984165G	7.00545G	19.09M	6.985405G	7.004495G	Inf	1
20.295M	6.98466G	7.004955G	19.015M	6.985455G	7.00447G	Inf	2
20.9M	6.984385G	7.005285G	19.24M	6.98543G	7.00467G	Inf	3
21.01M	6.98466G	7.00567G	19.065M	6.98543G	7.004495G	Inf	4

6.875-7.125GHz_802.11ax HEW20_Nss1,(MCS0)_4TX **EBW**

7095MHz

09/10/2024

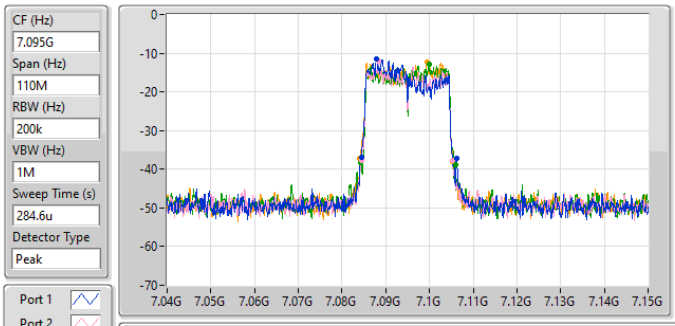

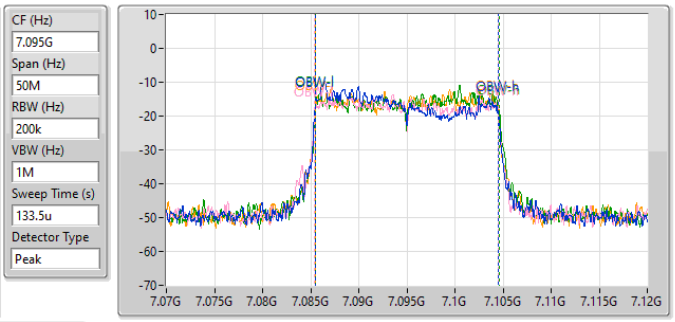

26dB(Hz)	Fl-26dB(Hz)	Fh-26dB(Hz)	OBW(Hz)	Fl-OBW(Hz)	Fh-OBW(Hz)	Limit(Hz)	Port
21.78M	7.08444G	7.10622G	19.015M	7.08548G	7.104495G	Inf	1
20.79M	7.08444G	7.10523G	19.065M	7.08543G	7.104495G	Inf	2
21.725M	7.084165G	7.10589G	19.09M	7.085505G	7.104595G	Inf	3
21.175M	7.08411G	7.105285G	19.015M	7.085505G	7.10452G	Inf	4

6.875-7.125GHz_802.11ax HEW20_Nss1,(MCS0)_4TX **EBW**

7115MHz

09/10/2024

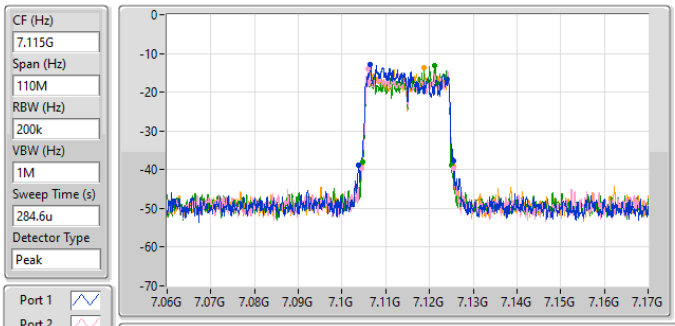

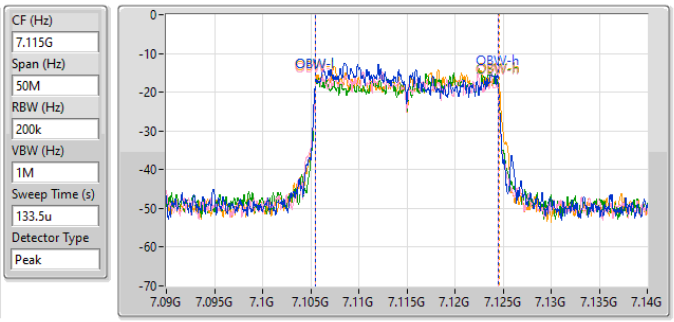

26dB(Hz)	Fl-26dB(Hz)	Fh-26dB(Hz)	OBW(Hz)	Fl-OBW(Hz)	Fh-OBW(Hz)	Limit(Hz)	Port
21.67M	7.10378G	7.12545G	19.015M	7.10548G	7.124495G	Inf	1
21.065M	7.10444G	7.125505G	19.015M	7.10548G	7.124495G	Inf	2
20.46M	7.104605G	7.125065G	19.04M	7.10548G	7.12452G	Inf	3
21.065M	7.10455G	7.125615G	19.14M	7.105505G	7.124645G	Inf	4

5.925-6.425GHz_802.11ax HEW40_Nss1,(MCS0)_4TX **EBW**

5965MHz

09/10/2024

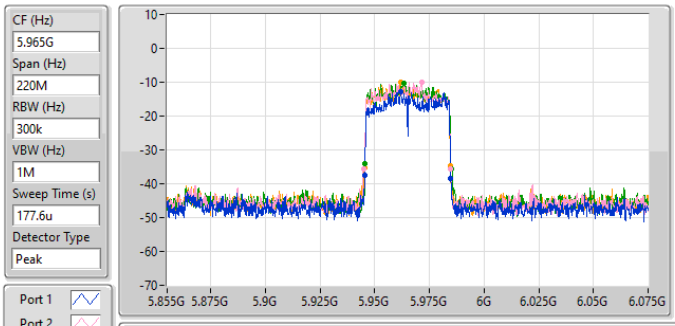

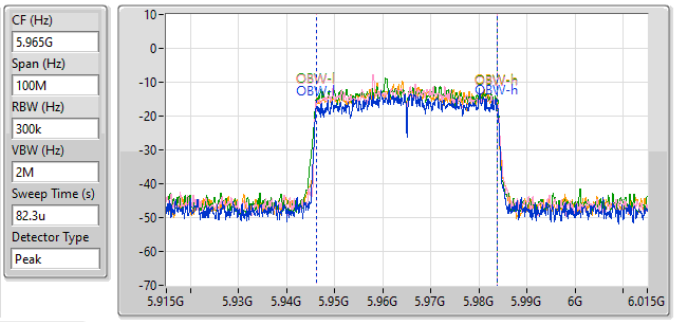

26dB(Hz)	Fl-26dB(Hz)	Fh-26dB(Hz)	OBW(Hz)	Fl-OBW(Hz)	Fh-OBW(Hz)	Limit(Hz)	Port
39.38M	5.94542G	5.9848G	37.781M	5.946109G	5.983891G	Inf	1
39.82M	5.94487G	5.98469G	37.681M	5.946159G	5.983841G	Inf	2
39.71M	5.94553G	5.98524G	37.731M	5.946109G	5.983841G	Inf	3
39.38M	5.9452G	5.98458G	37.631M	5.946209G	5.983841G	Inf	4

5.925-6.425GHz_802.11ax HEW40_Nss1,(MCS0)_4TX **EBW**

6205MHz

09/10/2024

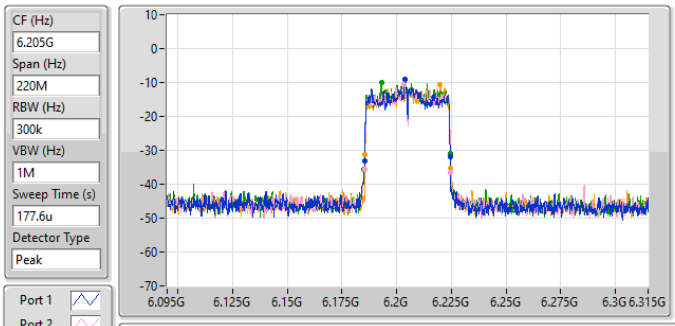

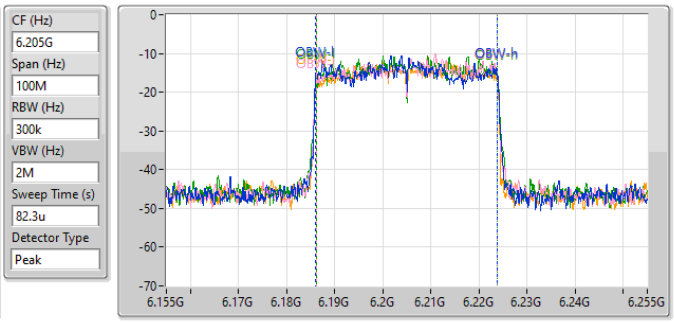

26dB(Hz)	Fl-26dB(Hz)	Fh-26dB(Hz)	OBW(Hz)	Fl-OBW(Hz)	Fh-OBW(Hz)	Limit(Hz)	Port
39.05M	6.18531G	6.22436G	37.831M	6.186059G	6.223891G	Inf	1
39.38M	6.1852G	6.22458G	37.581M	6.186259G	6.223841G	Inf	2
39.27M	6.18509G	6.22436G	37.731M	6.186159G	6.223891G	Inf	3
39.16M	6.18564G	6.2248G	37.681M	6.186159G	6.223841G	Inf	4

5.925-6.425GHz_802.11ax HEW40_Nss1,(MCS0)_4TX **EBW**

6405MHz

09/10/2024

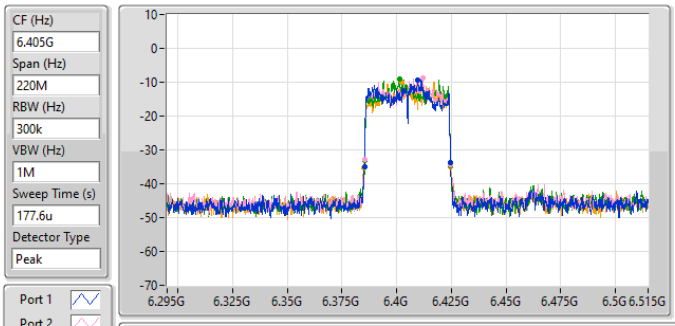

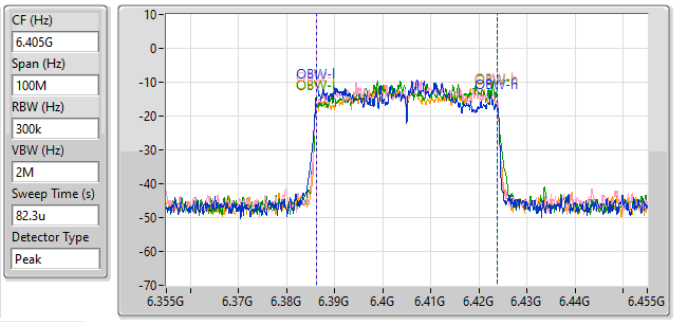

26dB(Hz)	Fl-26dB(Hz)	Fh-26dB(Hz)	OBW(Hz)	Fl-OBW(Hz)	Fh-OBW(Hz)	Limit(Hz)	Port
39.38M	6.3852G	6.42458G	37.631M	6.386109G	6.423741G	Inf	1
39.27M	6.38531G	6.42458G	37.681M	6.386109G	6.423791G	Inf	2
39.27M	6.38542G	6.42469G	37.581M	6.386259G	6.423841G	Inf	3
39.82M	6.38498G	6.4248G	37.631M	6.386209G	6.423841G	Inf	4

6.425-6.525GHz_802.11ax HEW40_Nss1,(MCS0)_4TX **EBW**

6445MHz

09/10/2024

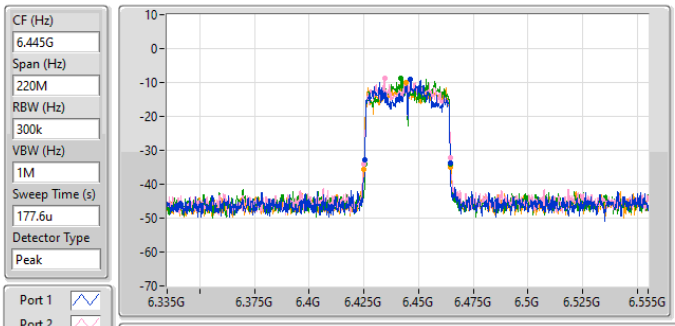

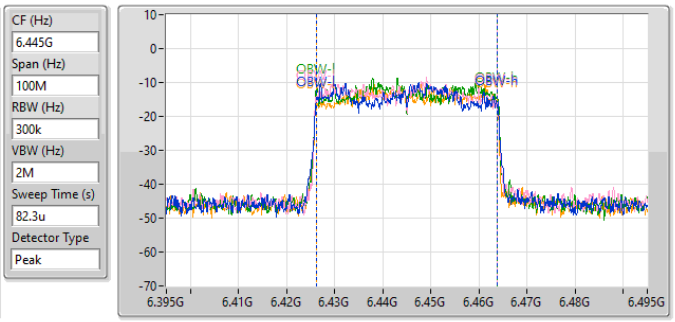

26dB(Hz)	Fl-26dB(Hz)	Fh-26dB(Hz)	OBW(Hz)	Fl-OBW(Hz)	Fh-OBW(Hz)	Limit(Hz)	Port
39.05M	6.42542G	6.46447G	37.731M	6.426159G	6.463891G	Inf	1
39.49M	6.42509G	6.46458G	37.731M	6.426109G	6.463841G	Inf	2
38.94M	6.42553G	6.46447G	37.781M	6.426109G	6.463891G	Inf	3
39.82M	6.42498G	6.4648G	37.581M	6.426159G	6.463741G	Inf	4

6.425-6.525GHz_802.11ax HEW40_Nss1,(MCS0)_4TX **EBW**

6485MHz

09/10/2024

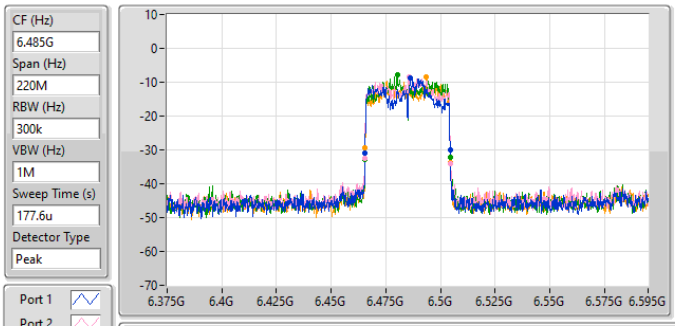

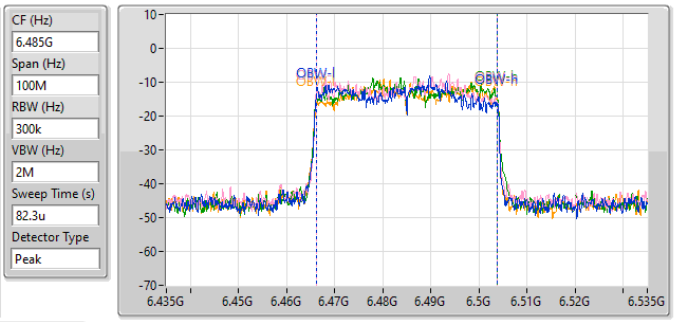

26dB(Hz)	Fl-26dB(Hz)	Fh-26dB(Hz)	OBW(Hz)	Fl-OBW(Hz)	Fh-OBW(Hz)	Limit(Hz)	Port
38.83M	6.46553G	6.50436G	37.631M	6.466159G	6.503791G	Inf	1
39.16M	6.46553G	6.50469G	37.581M	6.466159G	6.503741G	Inf	2
39.05M	6.46553G	6.50458G	37.731M	6.466109G	6.503841G	Inf	3
39.05M	6.46564G	6.50469G	37.681M	6.466159G	6.503841G	Inf	4

6.425-6.525GHz_802.11ax HEW40_Nss1,(MCS0)_4TX **EBW**

6525MHz

09/10/2024

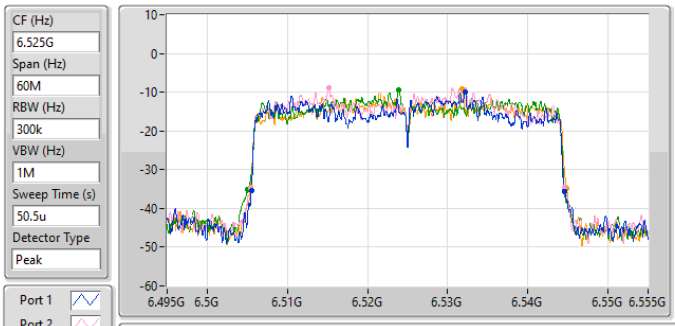

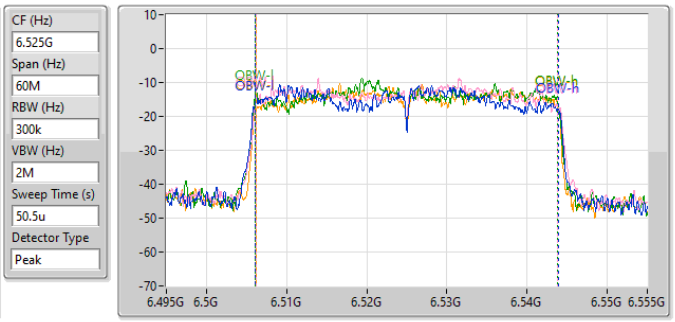

26dB(Hz)	Fl-26dB(Hz)	Fh-26dB(Hz)	OBW(Hz)	Fl-OBW(Hz)	Fh-OBW(Hz)	Limit(Hz)	Port
39.09M	6.5055G	6.54459G	37.841M	6.506019G	6.543861G	Inf	1
39.09M	6.50547G	6.54456G	37.631M	6.506199G	6.543831G	Inf	2
39.48M	6.50505G	6.54453G	37.691M	6.506079G	6.543771G	Inf	3
39.45M	6.50541G	6.54486G	37.541M	6.506229G	6.543771G	Inf	4

6.525-6.875GHz_802.11ax HEW40_Nss1,(MCS0)_4TX **EBW**

6565MHz

09/10/2024

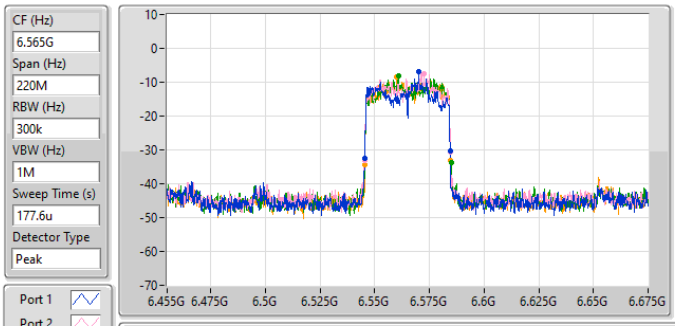

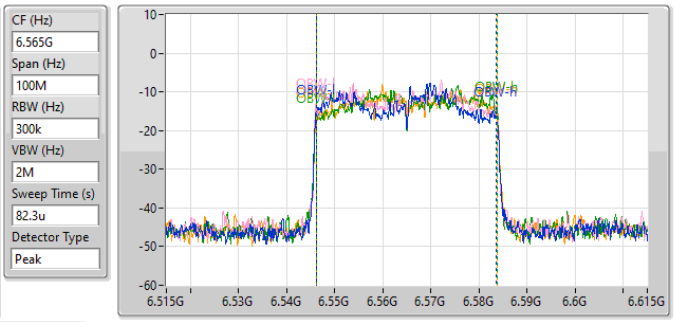

26dB(Hz)	Fl-26dB(Hz)	Fh-26dB(Hz)	OBW(Hz)	Fl-OBW(Hz)	Fh-OBW(Hz)	Limit(Hz)	Port
38.83M	6.54553G	6.58436G	37.431M	6.546209G	6.583641G	Inf	1
39.16M	6.54531G	6.58447G	37.531M	6.546109G	6.583641G	Inf	2
39.38M	6.54553G	6.58491G	37.481M	6.546259G	6.583741G	Inf	3
39.16M	6.54542G	6.58458G	37.531M	6.546259G	6.583791G	Inf	4

6.525-6.875GHz_802.11ax HEW40_Nss1,(MCS0)_4TX **EBW**

6685MHz

09/10/2024

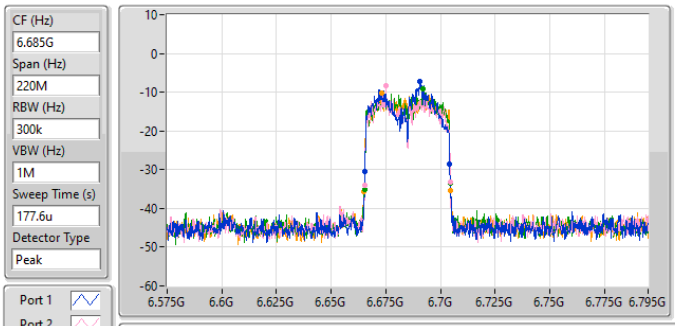

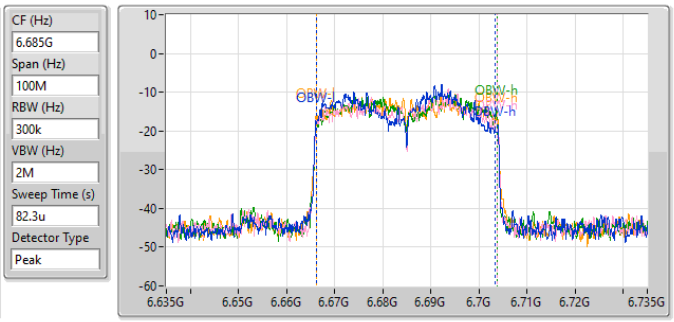

26dB(Hz)	Fl-26dB(Hz)	Fh-26dB(Hz)	OBW(Hz)	Fl-OBW(Hz)	Fh-OBW(Hz)	Limit(Hz)	Port
38.72M	6.66553G	6.70425G	37.181M	6.666259G	6.703441G	Inf	1
39.05M	6.66542G	6.70447G	37.481M	6.666209G	6.703691G	Inf	2
39.27M	6.6652G	6.70447G	37.531M	6.666209G	6.703741G	Inf	3
39.6M	6.66498G	6.70458G	37.631M	6.666159G	6.703791G	Inf	4

6.525-6.875GHz_802.11ax HEW40_Nss1,(MCS0)_4TX **EBW**

6885MHz

09/10/2024

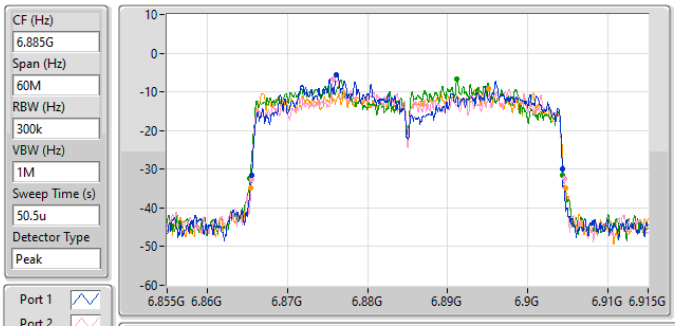

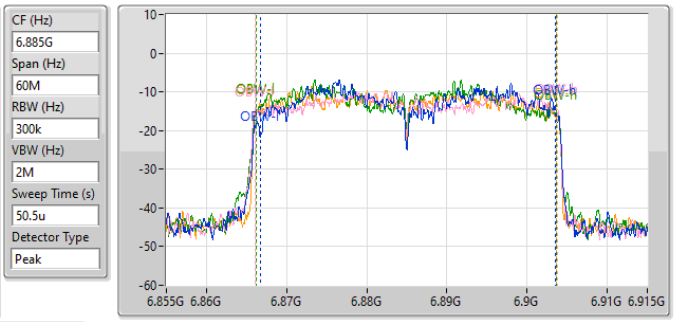

26dB(Hz)	Fl-26dB(Hz)	Fh-26dB(Hz)	OBW(Hz)	Fl-OBW(Hz)	Fh-OBW(Hz)	Limit(Hz)	Port
38.73M	6.86556G	6.90429G	36.882M	6.866709G	6.903591G	Inf	1
39.03M	6.8655G	6.90453G	37.691M	6.866079G	6.903771G	Inf	2
39M	6.86532G	6.90432G	37.391M	6.866259G	6.903651G	Inf	3
39.33M	6.86538G	6.90471G	37.391M	6.866259G	6.903651G	Inf	4

6.875-7.125GHz_802.11ax HEW40_Nss1,(MCS0)_4TX **EBW**

6925MHz

09/10/2024

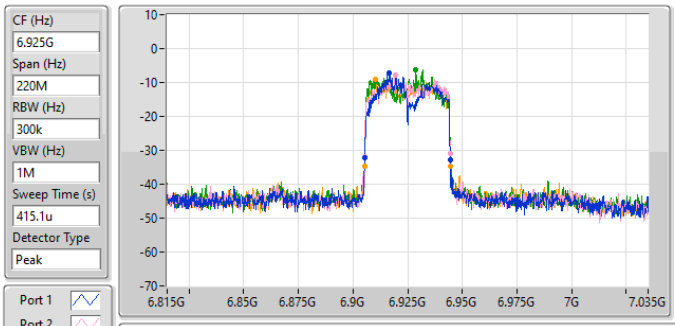

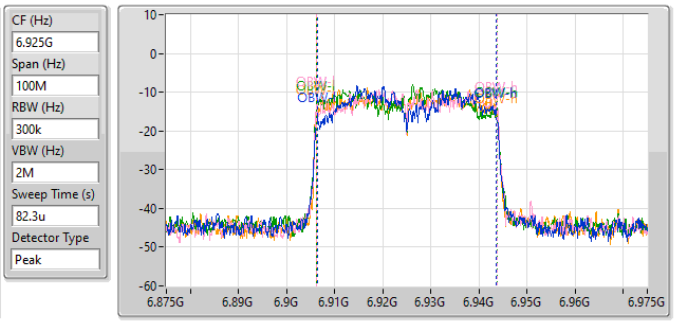

26dB(Hz)	Fl-26dB(Hz)	Fh-26dB(Hz)	OBW(Hz)	Fl-OBW(Hz)	Fh-OBW(Hz)	Limit(Hz)	Port
38.94M	6.90542G	6.94436G	37.181M	6.906459G	6.943641G	Inf	1
38.83M	6.90553G	6.94436G	37.681M	6.906209G	6.943891G	Inf	2
39.05M	6.90542G	6.94447G	37.481M	6.906209G	6.943691G	Inf	3
39.27M	6.90542G	6.94469G	37.481M	6.906209G	6.943691G	Inf	4

6.875-7.125GHz_802.11ax HEW40_Nss1,(MCS0)_4TX **EBW**

7005MHz

09/10/2024

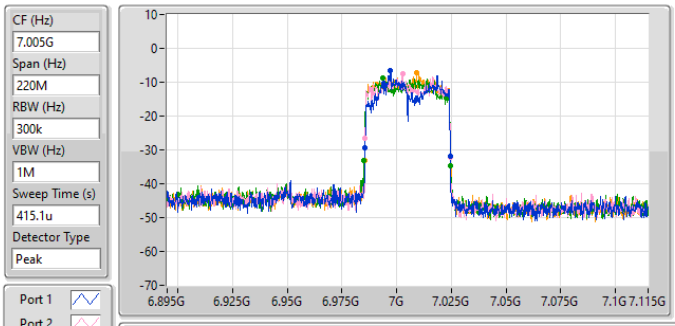

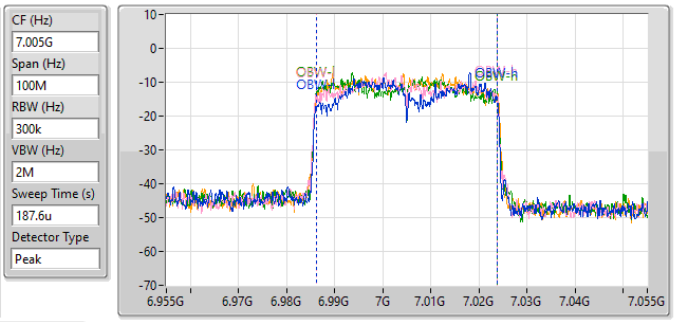

26dB(Hz)	Fl-26dB(Hz)	Fh-26dB(Hz)	OBW(Hz)	Fl-OBW(Hz)	Fh-OBW(Hz)	Limit(Hz)	Port
38.83M	6.98564G	7.02447G	37.481M	6.986309G	7.023791G	Inf	1
38.94M	6.98564G	7.02458G	37.681M	6.986109G	7.023791G	Inf	2
39.6M	6.98509G	7.02469G	37.631M	6.986109G	7.023741G	Inf	3
39.27M	6.98542G	7.02469G	37.681M	6.986159G	7.023841G	Inf	4

6.875-7.125GHz_802.11ax HEW40_Nss1,(MCS0)_4TX **EBW**

7085MHz

09/10/2024

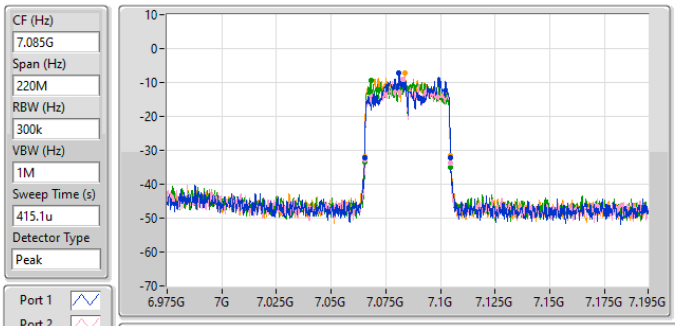

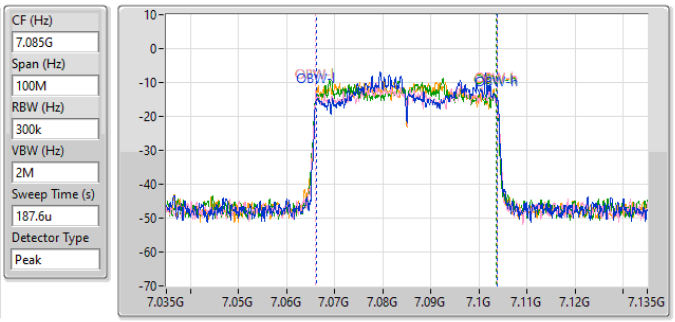

26dB(Hz)	Fl-26dB(Hz)	Fh-26dB(Hz)	OBW(Hz)	Fl-OBW(Hz)	Fh-OBW(Hz)	Limit(Hz)	Port
39.27M	7.06531G	7.10458G	37.631M	7.066159G	7.103791G	Inf	1
39.16M	7.06553G	7.10469G	37.831M	7.066009G	7.103841G	Inf	2
39.38M	7.06542G	7.1048G	37.631M	7.066009G	7.103641G	Inf	3
39.38M	7.0652G	7.10458G	37.631M	7.066059G	7.103691G	Inf	4

5.925-6.425GHz_802.11ax HEW80_Nss1,(MCS0)_4TX **EBW**

5985MHz

09/10/2024

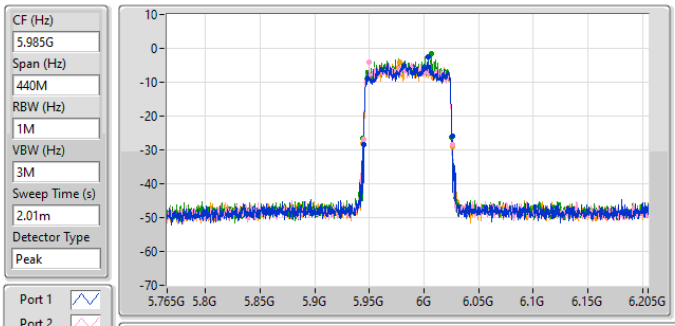

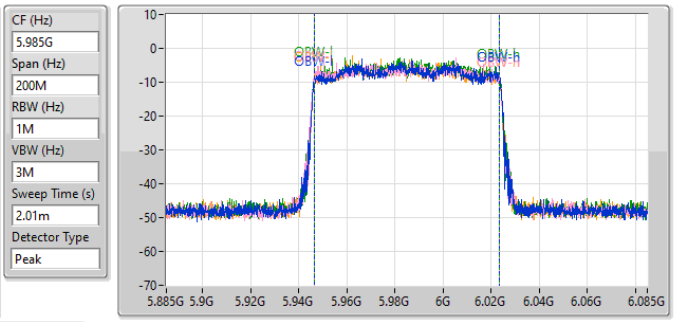

26dB(Hz)	Fl-26dB(Hz)	Fh-26dB(Hz)	OBW(Hz)	Fl-OBW(Hz)	Fh-OBW(Hz)	Limit(Hz)	Port
81.18M	5.94474G	6.02592G	77.161M	5.946519G	6.023681G	Inf	1
81.62M	5.94452G	6.02614G	77.161M	5.946419G	6.023581G	Inf	2
81.62M	5.94386G	6.02548G	77.061M	5.946519G	6.023581G	Inf	3
81.4M	5.9443G	6.0257G	77.061M	5.946419G	6.023481G	Inf	4

5.925-6.425GHz_802.11ax HEW80_Nss1,(MCS0)_4TX **EBW**

6225MHz

09/10/2024

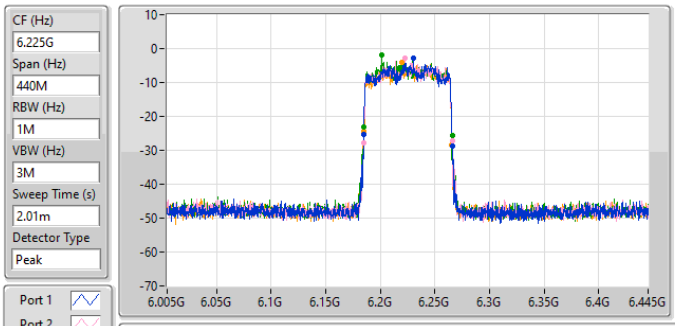

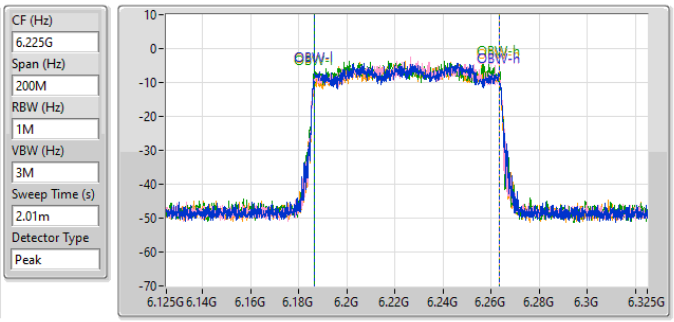

26dB(Hz)	Fl-26dB(Hz)	Fh-26dB(Hz)	OBW(Hz)	Fl-OBW(Hz)	Fh-OBW(Hz)	Limit(Hz)	Port
80.96M	6.18474G	6.2657G	77.161M	6.186419G	6.263581G	Inf	1
81.4M	6.18452G	6.26592G	77.161M	6.186519G	6.263681G	Inf	2
81.4M	6.18474G	6.26614G	77.261M	6.186419G	6.263681G	Inf	3
80.96M	6.18452G	6.26548G	76.962M	6.186619G	6.263581G	Inf	4

5.925-6.425GHz_802.11ax HEW80_Nss1,(MCS0)_4TX **EBW**

6385MHz

09/10/2024

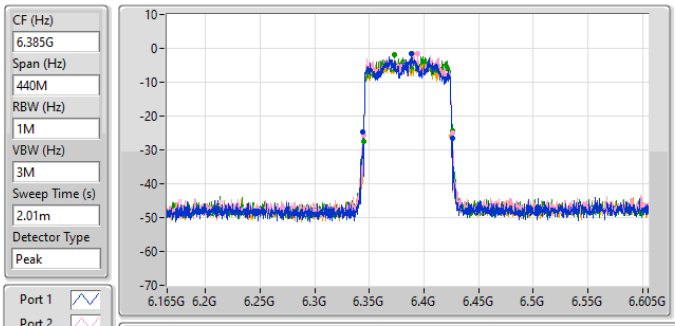

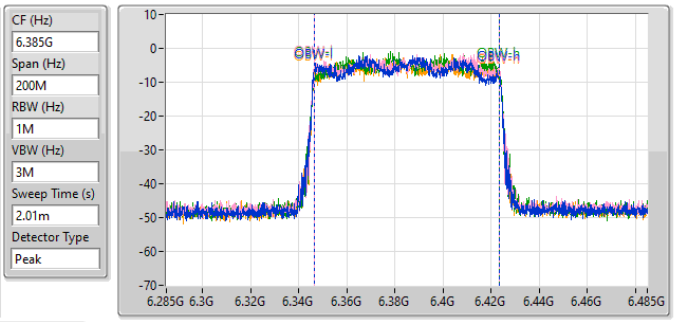

26dB(Hz)	Fl-26dB(Hz)	Fh-26dB(Hz)	OBW(Hz)	Fl-OBW(Hz)	Fh-OBW(Hz)	Limit(Hz)	Port
81.4M	6.3443G	6.4257G	77.061M	6.346419G	6.423481G	Inf	1
81.4M	6.34452G	6.42592G	77.161M	6.346419G	6.423581G	Inf	2
81.4M	6.34452G	6.42592G	76.962M	6.346619G	6.423581G	Inf	3
80.74M	6.34474G	6.42548G	77.061M	6.346519G	6.423581G	Inf	4

6.425-6.525GHz_802.11ax HEW80_Nss1,(MCS0)_4TX **EBW**

6465MHz

09/10/2024

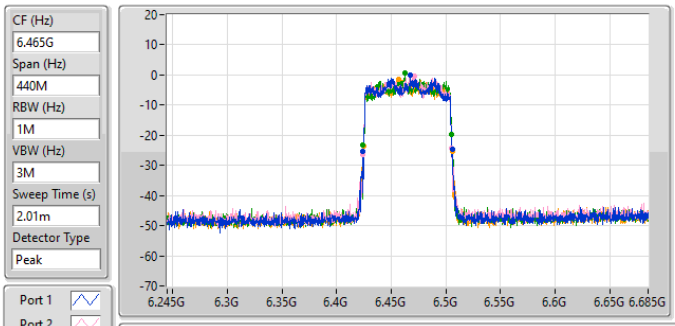

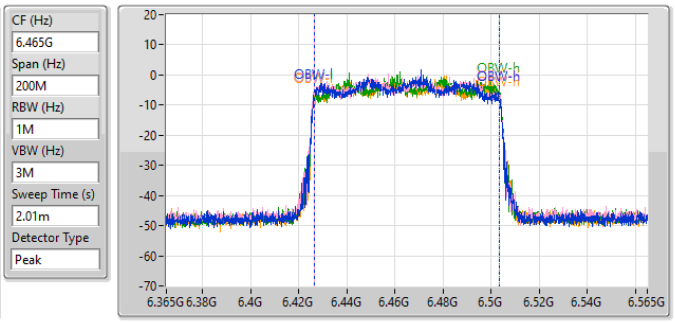

26dB(Hz)	Fl-26dB(Hz)	Fh-26dB(Hz)	OBW(Hz)	Fl-OBW(Hz)	Fh-OBW(Hz)	Limit(Hz)	Port
81.4M	6.4243G	6.5057G	76.862M	6.426519G	6.503381G	Inf	1
81.18M	6.4243G	6.50548G	77.161M	6.426319G	6.503481G	Inf	2
81.18M	6.4243G	6.50548G	76.962M	6.426619G	6.503581G	Inf	3
81.4M	6.42474G	6.50614G	77.161M	6.426519G	6.503681G	Inf	4

6.425-6.525GHz_802.11ax HEW80_Nss1,(MCS0)_4TX **EBW**

6545MHz

09/10/2024

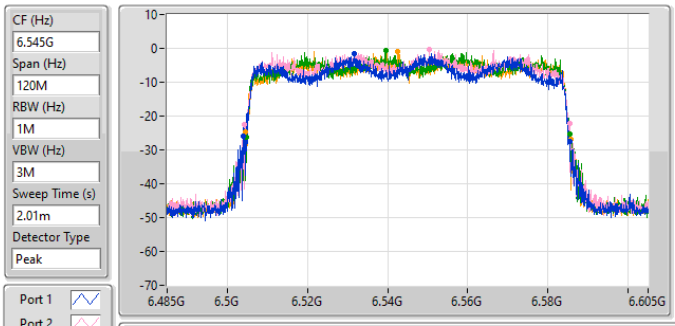

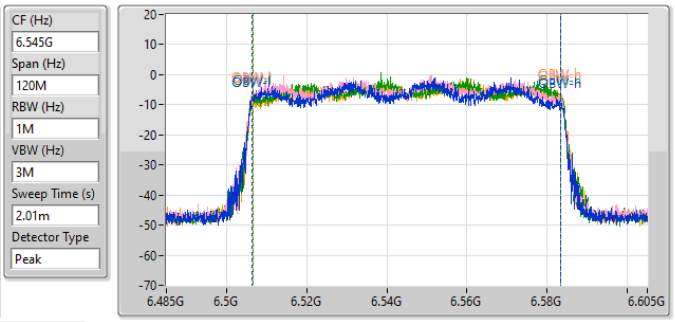

26dB(Hz)	Fl-26dB(Hz)	Fh-26dB(Hz)	OBW(Hz)	Fl-OBW(Hz)	Fh-OBW(Hz)	Limit(Hz)	Port
81.48M	6.50396G	6.58544G	76.942M	6.506379G	6.583321G	Inf	1
81M	6.50438G	6.58538G	76.882M	6.506439G	6.583321G	Inf	2
80.76M	6.5048G	6.58556G	76.882M	6.506619G	6.583501G	Inf	3
81.12M	6.5045G	6.58562G	76.762M	6.506739G	6.583501G	Inf	4

6.525-6.875GHz_802.11ax HEW80_Nss1,(MCS0)_4TX **EBW**

6625MHz

09/10/2024

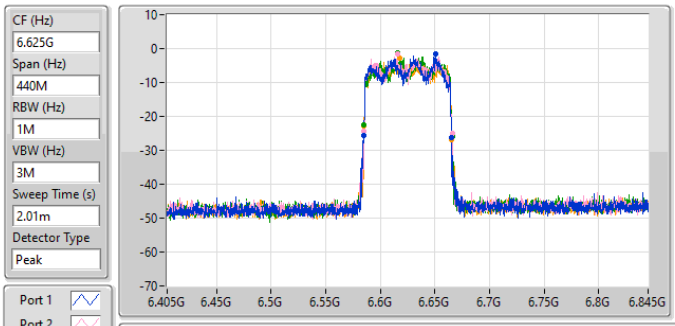

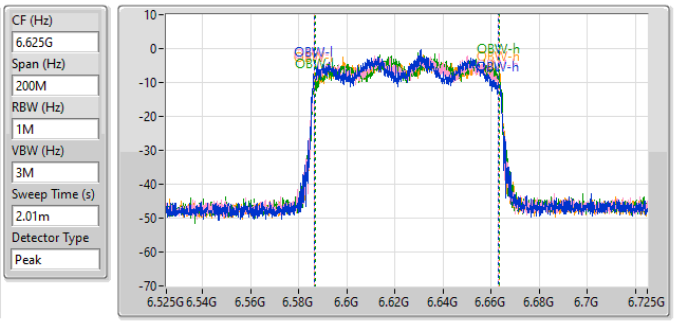

26dB(Hz)	Fl-26dB(Hz)	Fh-26dB(Hz)	OBW(Hz)	Fl-OBW(Hz)	Fh-OBW(Hz)	Limit(Hz)	Port
80.52M	6.58452G	6.66504G	76.662M	6.586419G	6.663081G	Inf	1
80.52M	6.58518G	6.6657G	76.562M	6.586519G	6.663081G	Inf	2
80.74M	6.58496G	6.6657G	76.662M	6.586819G	6.663481G	Inf	3
80.52M	6.58496G	6.66548G	76.862M	6.586719G	6.663581G	Inf	4

6.525-6.875GHz_802.11ax HEW80_Nss1,(MCS0)_4TX **EBW**

6705MHz

09/10/2024

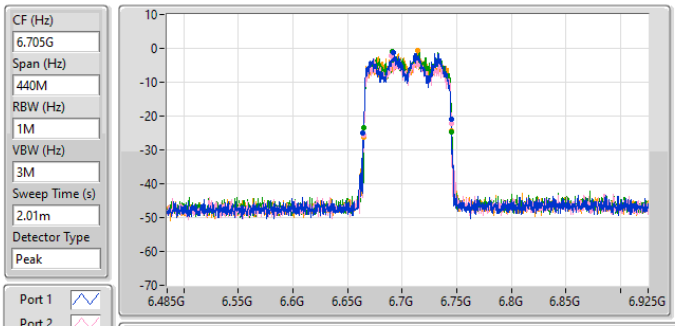

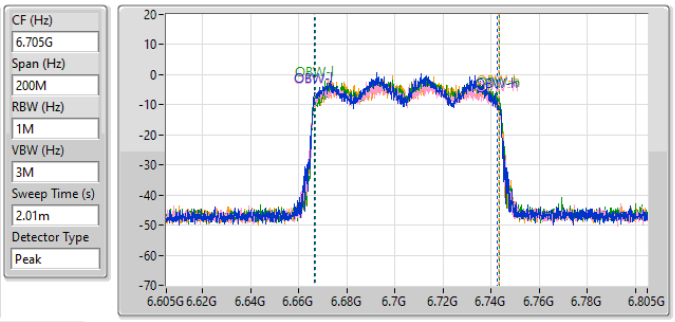

26dB(Hz)	Fl-26dB(Hz)	Fh-26dB(Hz)	OBW(Hz)	Fl-OBW(Hz)	Fh-OBW(Hz)	Limit(Hz)	Port
80.74M	6.66408G	6.74482G	76.162M	6.666619G	6.742781G	Inf	1
80.3M	6.66474G	6.74504G	76.362M	6.666619G	6.742981G	Inf	2
80.74M	6.66474G	6.74548G	76.362M	6.666919G	6.743281G	Inf	3
80.52M	6.66474G	6.74526G	76.662M	6.666619G	6.743281G	Inf	4

6.525-6.875GHz_802.11ax HEW80_Nss1,(MCS0)_4TX **EBW**

6785MHz

09/10/2024

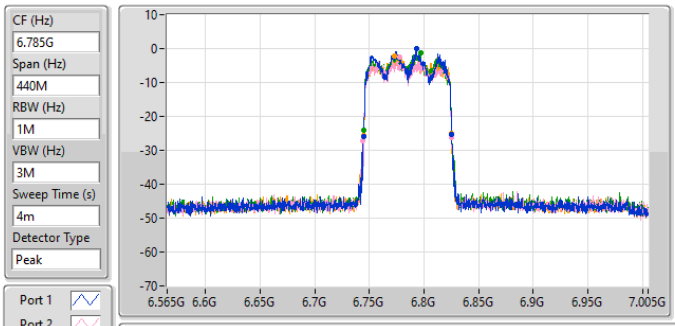

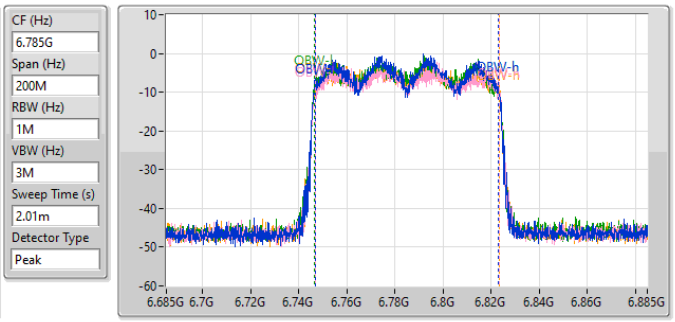

26dB(Hz)	Fl-26dB(Hz)	Fh-26dB(Hz)	OBW(Hz)	Fl-OBW(Hz)	Fh-OBW(Hz)	Limit(Hz)	Port
80.74M	6.74452G	6.82526G	76.162M	6.746819G	6.822981G	Inf	1
81.18M	6.7443G	6.82548G	76.462M	6.746919G	6.823381G	Inf	2
80.74M	6.74452G	6.82526G	76.362M	6.746719G	6.823081G	Inf	3
80.52M	6.74452G	6.82504G	76.462M	6.746819G	6.823281G	Inf	4

6.525-6.875GHz_802.11ax HEW80_Nss1,(MCS0)_4TX **EBW**

6865MHz

09/10/2024

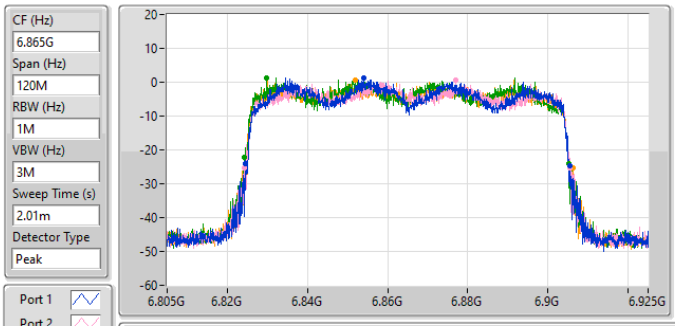

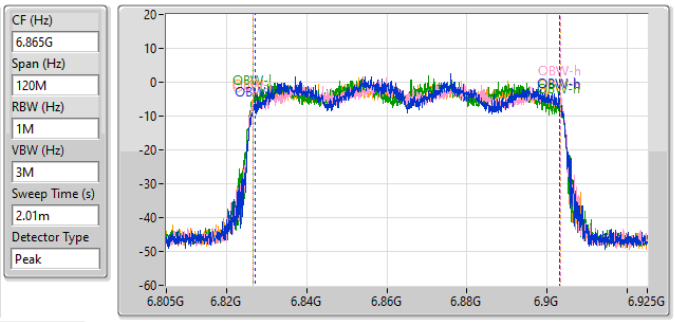

26dB(Hz)	Fl-26dB(Hz)	Fh-26dB(Hz)	OBW(Hz)	Fl-OBW(Hz)	Fh-OBW(Hz)	Limit(Hz)	Port
80.88M	6.8245G	6.90538G	76.042M	6.827099G	6.903141G	Inf	1
81.24M	6.82432G	6.90556G	76.762M	6.826679G	6.903441G	Inf	2
81M	6.82426G	6.90526G	76.522M	6.826559G	6.903081G	Inf	3
81.96M	6.82426G	6.90622G	76.762M	6.826559G	6.903321G	Inf	4

6.875-7.125GHz_802.11ax HEW80_Nss1,(MCS0)_4TX **EBW**

6945MHz

09/10/2024

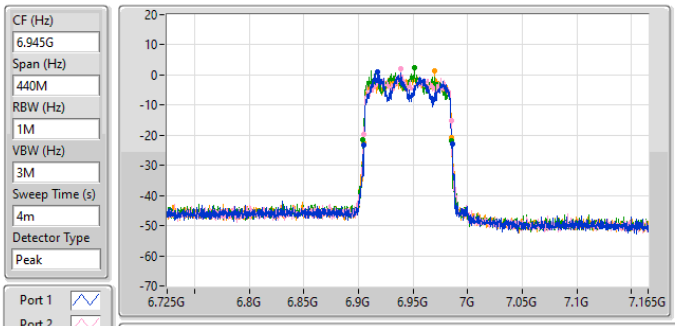

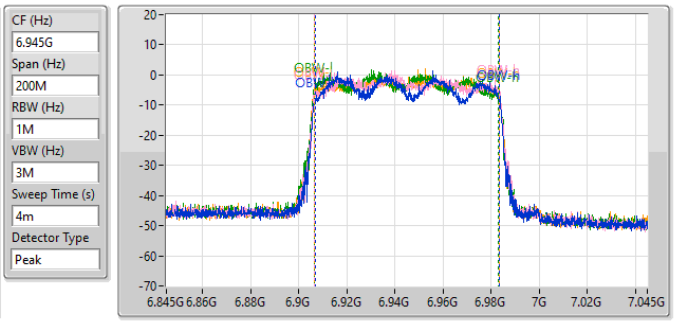

26dB(Hz)	Fl-26dB(Hz)	Fh-26dB(Hz)	OBW(Hz)	Fl-OBW(Hz)	Fh-OBW(Hz)	Limit(Hz)	Port
80.74M	6.90496G	6.9857G	76.262M	6.907119G	6.983381G	Inf	1
80.3M	6.90474G	6.98504G	76.762M	6.906719G	6.983481G	Inf	2
80.74M	6.9043G	6.98504G	76.762M	6.906419G	6.983181G	Inf	3
80.52M	6.90474G	6.98526G	76.862M	6.906419G	6.983281G	Inf	4

6.875-7.125GHz_802.11ax HEW80_Nss1,(MCS0)_4TX **EBW**

7025MHz

09/10/2024

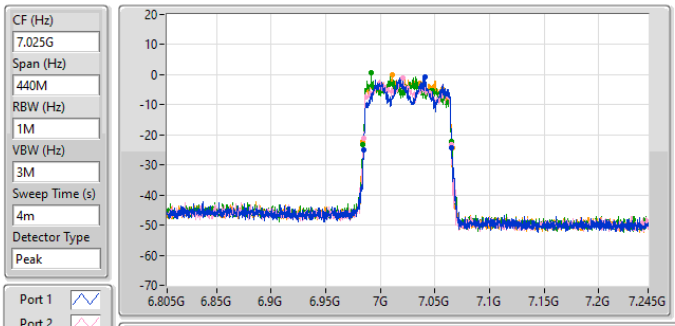

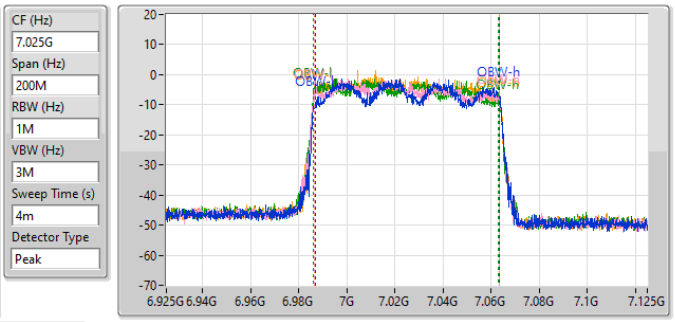

26dB(Hz)	Fl-26dB(Hz)	Fh-26dB(Hz)	OBW(Hz)	Fl-OBW(Hz)	Fh-OBW(Hz)	Limit(Hz)	Port
80.74M	6.98452G	7.06526G	76.662M	6.986919G	7.063581G	Inf	1
80.74M	6.98452G	7.06526G	77.161M	6.986319G	7.063481G	Inf	2
81.4M	6.98408G	7.06548G	76.962M	6.986219G	7.063181G	Inf	3
81.4M	6.9843G	7.0657G	76.862M	6.986419G	7.063281G	Inf	4

5.925-6.425GHz_802.11ax HEW160_Nss1,(MCS0)_4TX **EBW**

6025MHz

09/10/2024

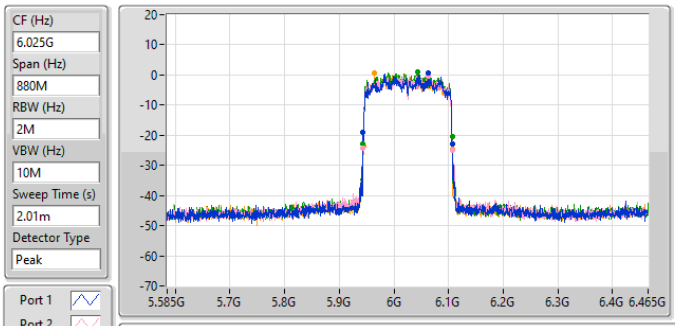

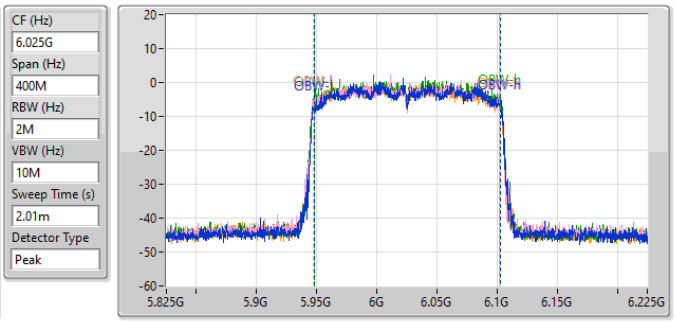

26dB(Hz)	Fl-26dB(Hz)	Fh-26dB(Hz)	OBW(Hz)	Fl-OBW(Hz)	Fh-OBW(Hz)	Limit(Hz)	Port
163.68M	5.9436G	6.10728G	154.923M	5.947839G	6.102761G	Inf	1
163.68M	5.9436G	6.10728G	155.322M	5.947039G	6.102361G	Inf	2
163.24M	5.9436G	6.10684G	155.122M	5.947639G	6.102761G	Inf	3
162.36M	5.94404G	6.1064G	154.723M	5.947639G	6.102361G	Inf	4

5.925-6.425GHz_802.11ax HEW160_Nss1,(MCS0)_4TX **EBW**

6185MHz

09/10/2024

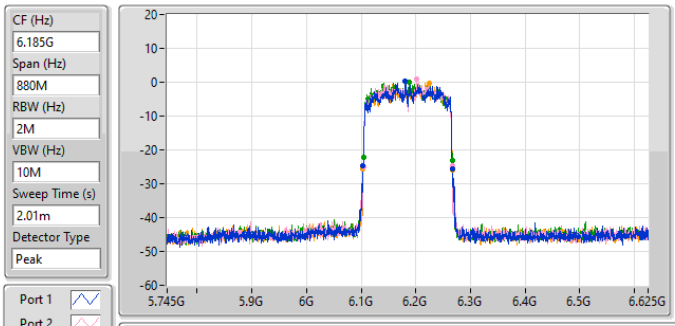

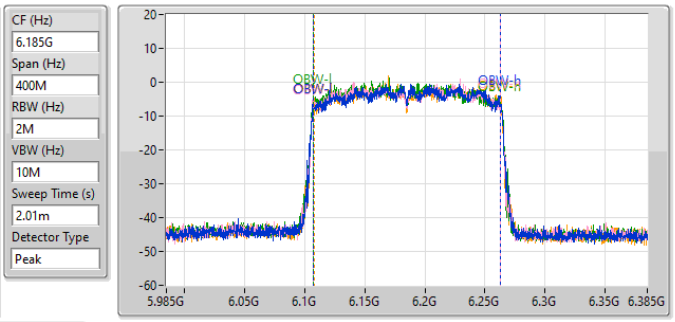

26dB(Hz)	Fl-26dB(Hz)	Fh-26dB(Hz)	OBW(Hz)	Fl-OBW(Hz)	Fh-OBW(Hz)	Limit(Hz)	Port
165M	6.10316G	6.26816G	155.522M	6.107439G	6.262961G	Inf	1
162.36M	6.10404G	6.2664G	155.322M	6.107439G	6.262761G	Inf	2
163.68M	6.10404G	6.26772G	155.322M	6.107439G	6.262761G	Inf	3
163.68M	6.10316G	6.26684G	155.322M	6.107639G	6.262961G	Inf	4

5.925-6.425GHz_802.11ax HEW160_Nss1,(MCS0)_4TX **EBW**

6345MHz

09/10/2024

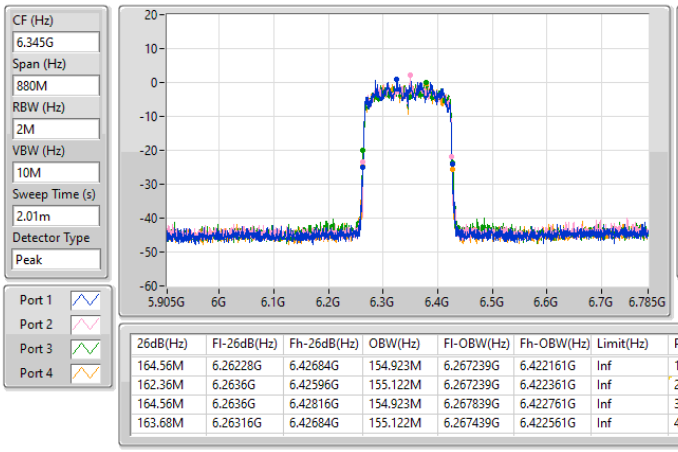

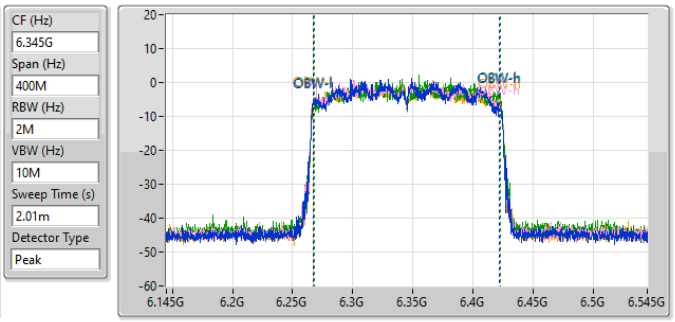

26dB(Hz)	Fl-26dB(Hz)	Fh-26dB(Hz)	OBW(Hz)	Fl-OBW(Hz)	Fh-OBW(Hz)	Limit(Hz)	Port
164.56M	6.26228G	6.42684G	154.923M	6.267239G	6.422161G	Inf	1
162.36M	6.2636G	6.42596G	155.122M	6.267239G	6.422361G	Inf	2
164.56M	6.2636G	6.42816G	154.923M	6.267839G	6.422761G	Inf	3
163.68M	6.26316G	6.42684G	155.122M	6.267439G	6.422561G	Inf	4

6.425-6.525GHz_802.11ax HEW160_Nss1,(MCS0)_4TX **EBW**

6505MHz

09/10/2024

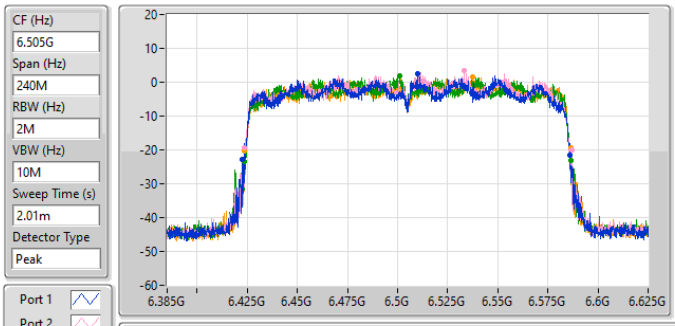

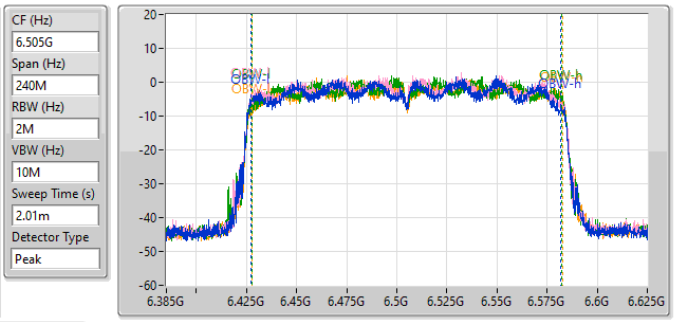

26dB(Hz)	Fl-26dB(Hz)	Fh-26dB(Hz)	OBW(Hz)	Fl-OBW(Hz)	Fh-OBW(Hz)	Limit(Hz)	Port
163.44M	6.42268G	6.58612G	154.363M	6.427399G	6.581762G	Inf	1
163.08M	6.42376G	6.58684G	154.363M	6.427399G	6.581762G	Inf	2
162.96M	6.42376G	6.58672G	154.483M	6.427879G	6.582361G	Inf	3
162.84M	6.42376G	6.5866G	154.843M	6.427879G	6.582721G	Inf	4

6.525-6.875GHz_802.11ax HEW160_Nss1,(MCS0)_4TX **EBW**

6665MHz

09/10/2024

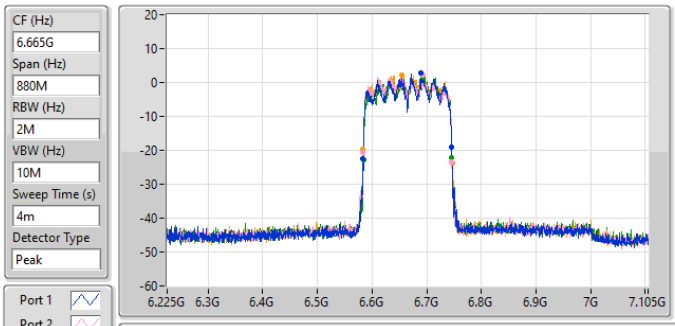

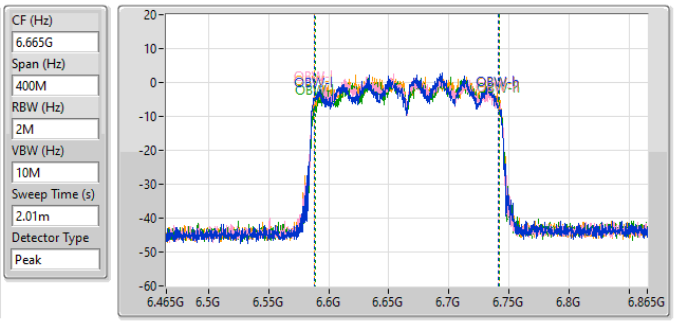

26dB(Hz)	Fl-26dB(Hz)	Fh-26dB(Hz)	OBW(Hz)	Fl-OBW(Hz)	Fh-OBW(Hz)	Limit(Hz)	Port
162.8M	6.58316G	6.74596G	153.723M	6.587639G	6.741362G	Inf	1
162.36M	6.5836G	6.74596G	153.723M	6.587639G	6.741362G	Inf	2
161.92M	6.58404G	6.74596G	153.123M	6.588838G	6.741962G	Inf	3
163.24M	6.5836G	6.74684G	153.523M	6.588238G	6.741762G	Inf	4

6.525-6.875GHz_802.11ax HEW160_Nss1,(MCS0)_4TX **EBW**

6825MHz

09/10/2024

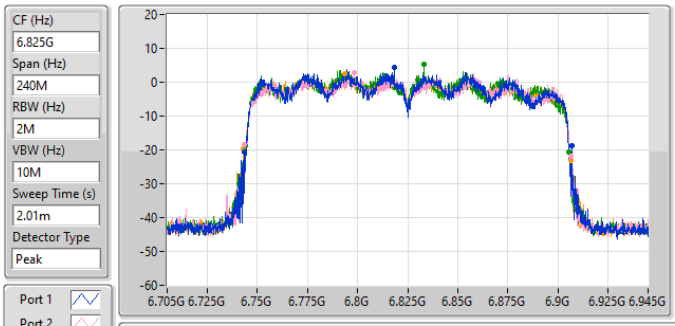

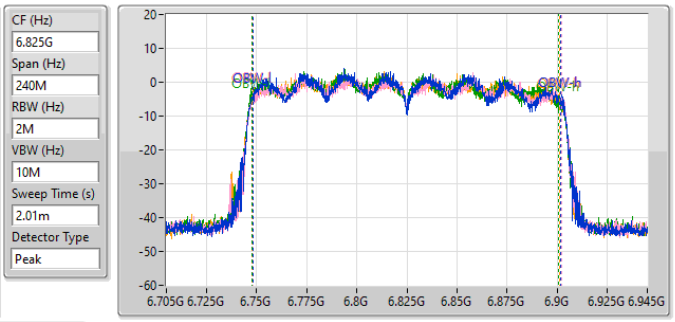

26dB(Hz)	Fl-26dB(Hz)	Fh-26dB(Hz)	OBW(Hz)	Fl-OBW(Hz)	Fh-OBW(Hz)	Limit(Hz)	Port
163.44M	6.74352G	6.90696G	153.883M	6.747999G	6.901882G	Inf	1
162.84M	6.74364G	6.90648G	154.243M	6.747999G	6.902241G	Inf	2
161.64M	6.744G	6.90564G	153.403M	6.747519G	6.900922G	Inf	3
163.56M	6.74292G	6.90648G	153.403M	6.747879G	6.901282G	Inf	4

6.875-7.125GHz_802.11ax HEW160_Nss1,(MCS0)_4TX **EBW**

6985MHz

09/10/2024

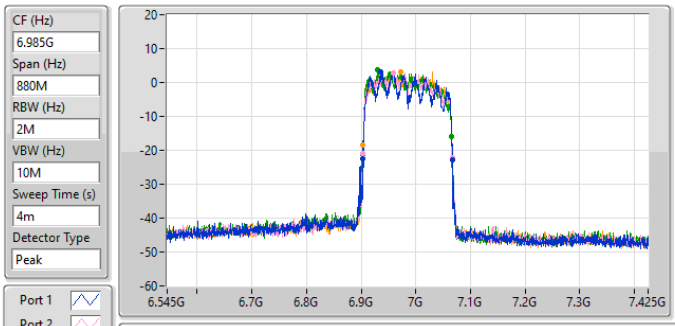

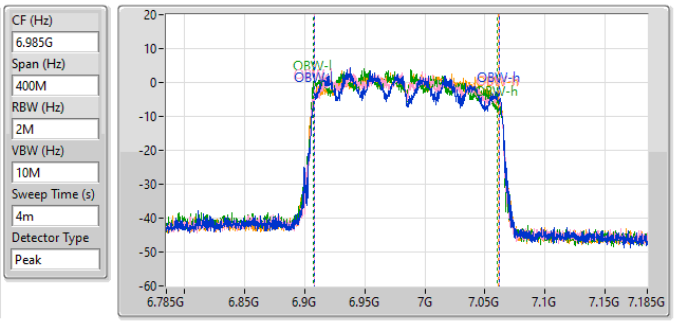

26dB(Hz)	Fl-26dB(Hz)	Fh-26dB(Hz)	OBW(Hz)	Fl-OBW(Hz)	Fh-OBW(Hz)	Limit(Hz)	Port
164.56M	6.90272G	7.06728G	154.123M	6.908238G	7.062361G	Inf	1
164.12M	6.90272G	7.06684G	154.123M	6.907639G	7.061762G	Inf	2
162.8M	6.90272G	7.06552G	153.523M	6.906839G	7.060362G	Inf	3
163.24M	6.9036G	7.06684G	153.723M	6.907639G	7.061362G	Inf	4

5.925-6.425GHz_802.11ax HEW20-BF_Nss1,(MCS4)_4TX **EBW**

5955MHz

09/10/2024

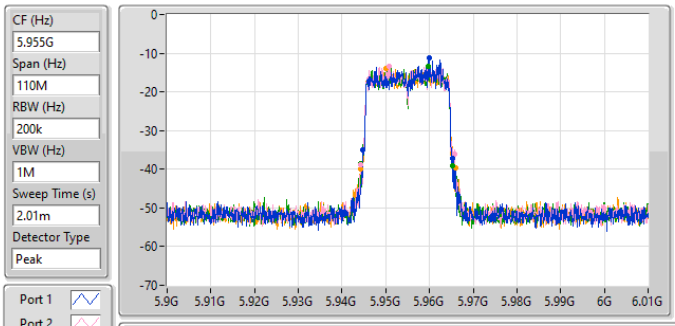

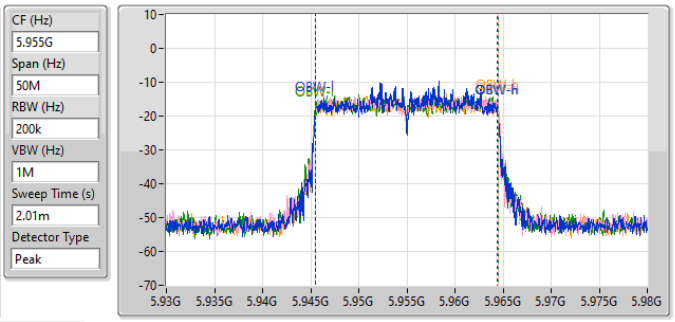

26dB(Hz)	Fl-26dB(Hz)	Fh-26dB(Hz)	OBW(Hz)	Fl-OBW(Hz)	Fh-OBW(Hz)	Limit(Hz)	Port
20.35M	5.944825G	5.965175G	18.891M	5.94553G	5.96442G	Inf	1
21.505M	5.94422G	5.965725G	19.015M	5.945505G	5.96452G	Inf	2
21.12M	5.944275G	5.965395G	19.015M	5.94548G	5.964495G	Inf	3
21.725M	5.944165G	5.96589G	19.015M	5.94548G	5.964495G	Inf	4

5.925-6.425GHz_802.11ax HEW20-BF_Nss1,(MCS4)_4TX **EBW**

6195MHz

09/10/2024

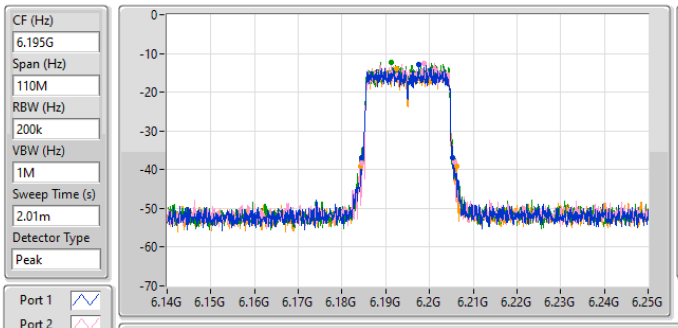

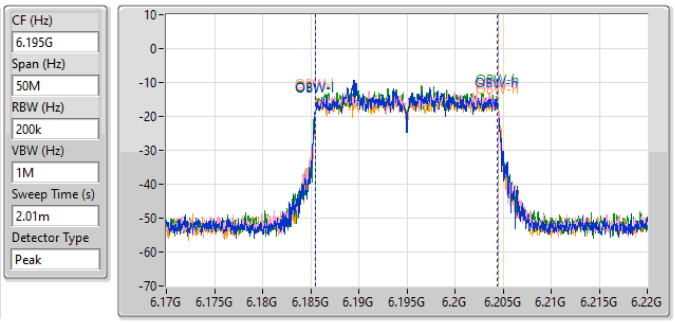

26dB(Hz)	Fl-26dB(Hz)	Fh-26dB(Hz)	OBW(Hz)	Fl-OBW(Hz)	Fh-OBW(Hz)	Limit(Hz)	Port
20.845M	6.18455G	6.205395G	18.916M	6.18553G	6.204445G	Inf	1
21.23M	6.184495G	6.205725G	18.991M	6.185505G	6.204495G	Inf	2
21.12M	6.18444G	6.20556G	18.991M	6.185505G	6.204495G	Inf	3
21.835M	6.18433G	6.206165G	18.991M	6.18553G	6.20452G	Inf	4

5.925-6.425GHz_802.11ax HEW20-BF_Nss1,(MCS4)_4TX **EBW**

6415MHz

09/10/2024

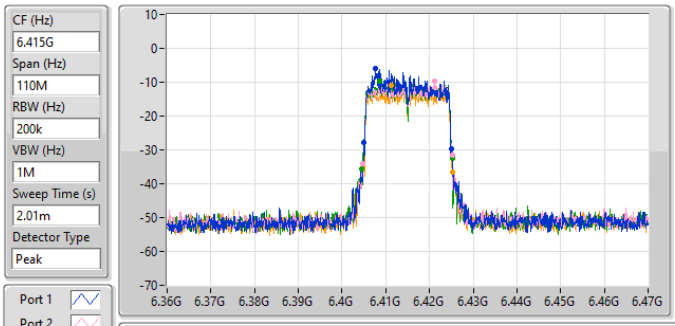

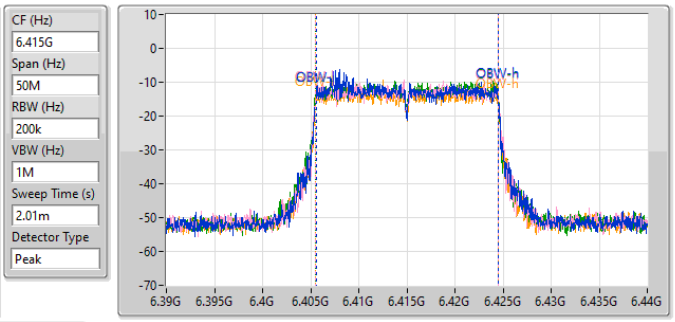

26dB(Hz)	Fl-26dB(Hz)	Fh-26dB(Hz)	OBW(Hz)	Fl-OBW(Hz)	Fh-OBW(Hz)	Limit(Hz)	Port
20.13M	6.40499G	6.42512G	18.916M	6.405555G	6.42447G	Inf	1
20.57M	6.40466G	6.42523G	18.991M	6.405505G	6.424495G	Inf	2
20.79M	6.404385G	6.425175G	18.966M	6.405505G	6.42447G	Inf	3
20.735M	6.40466G	6.425395G	19.015M	6.40548G	6.424495G	Inf	4

6.425-6.525GHz_802.11ax HEW20-BF_Nss1,(MCS4)_4TX **EBW**

6435MHz

09/10/2024

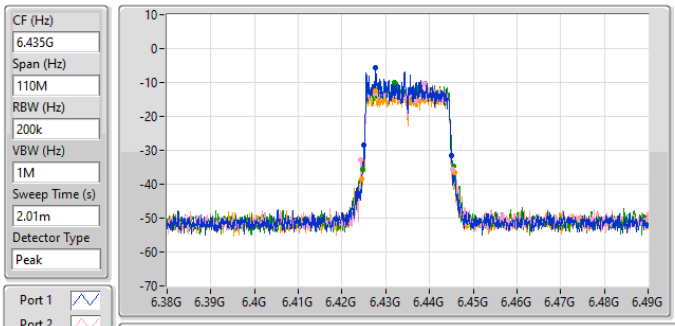

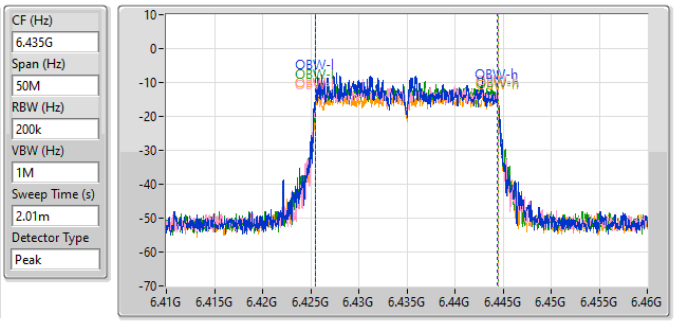

26dB(Hz)	Fl-26dB(Hz)	Fh-26dB(Hz)	OBW(Hz)	Fl-OBW(Hz)	Fh-OBW(Hz)	Limit(Hz)	Port
20.075M	6.42499G	6.445065G	18.916M	6.425505G	6.44442G	Inf	1
21.01M	6.42433G	6.44534G	18.966M	6.425505G	6.44447G	Inf	2
20.735M	6.424715G	6.44545G	18.966M	6.425505G	6.44447G	Inf	3
21.34M	6.424385G	6.445725G	18.966M	6.425505G	6.44447G	Inf	4

6.425-6.525GHz_802.11ax HEW20-BF_Nss1,(MCS4)_4TX **EBW**

6475MHz

09/10/2024

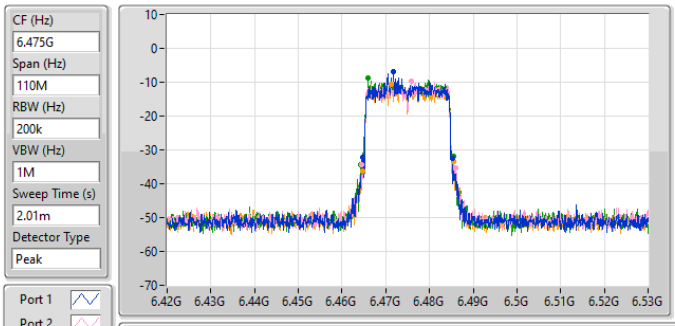

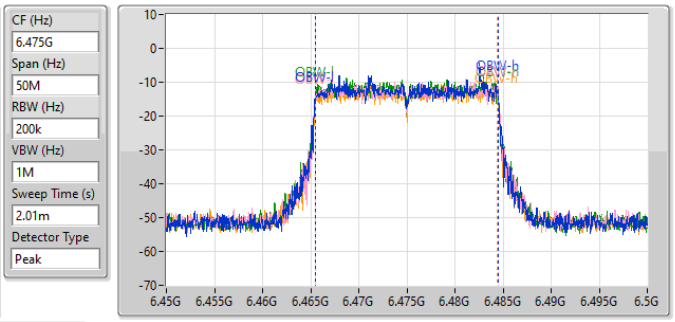

26dB(Hz)	Fl-26dB(Hz)	Fh-26dB(Hz)	OBW(Hz)	Fl-OBW(Hz)	Fh-OBW(Hz)	Limit(Hz)	Port
20.35M	6.464825G	6.485175G	18.966M	6.465505G	6.48447G	Inf	1
21.615M	6.464495G	6.48611G	18.941M	6.46553G	6.48447G	Inf	2
21.285M	6.464275G	6.48556G	18.991M	6.465505G	6.484495G	Inf	3
20.9M	6.464605G	6.485505G	18.916M	6.46553G	6.484445G	Inf	4

6.425-6.525GHz_802.11ax HEW20-BF_Nss1,(MCS4)_4TX **EBW**

6515MHz

09/10/2024

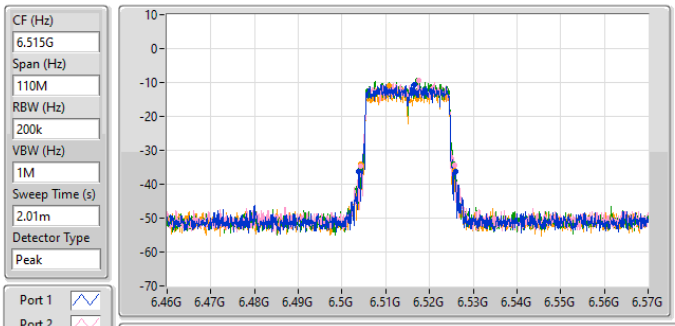

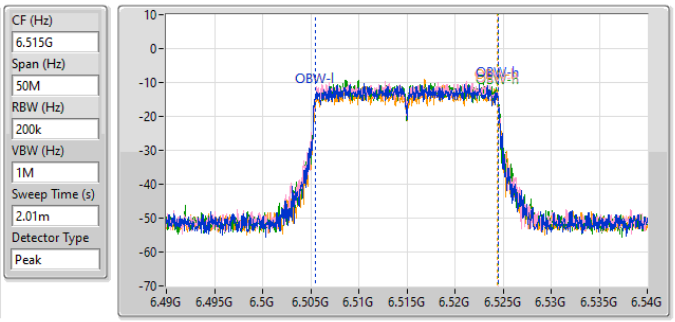

26dB(Hz)	Fl-26dB(Hz)	Fh-26dB(Hz)	OBW(Hz)	Fl-OBW(Hz)	Fh-OBW(Hz)	Limit(Hz)	Port
22.22M	6.503835G	6.526055G	19.015M	6.505455G	6.52447G	Inf	1
21.67M	6.504165G	6.525835G	18.966M	6.505505G	6.52447G	Inf	2
21.23M	6.504275G	6.525505G	18.991M	6.50548G	6.52447G	Inf	3
21.395M	6.504275G	6.52567G	18.916M	6.50553G	6.524445G	Inf	4

6.525-6.875GHz_802.11ax HEW20-BF_Nss1,(MCS4)_4TX **EBW**

6535MHz

09/10/2024

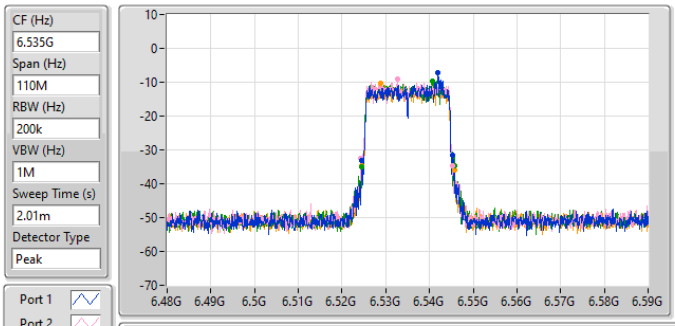

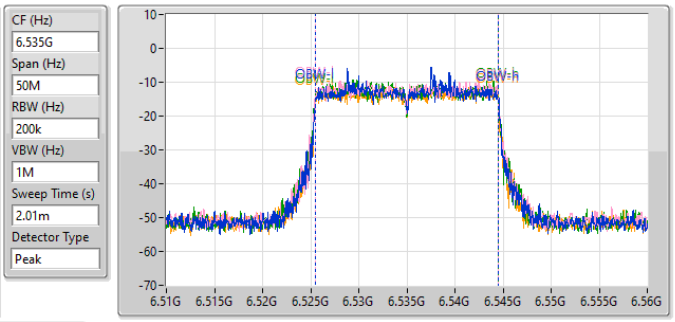

26dB(Hz)	Fl-26dB(Hz)	Fh-26dB(Hz)	OBW(Hz)	Fl-OBW(Hz)	Fh-OBW(Hz)	Limit(Hz)	Port
20.955M	6.52444G	6.545395G	18.966M	6.52553G	6.544495G	Inf	1
21.065M	6.52433G	6.545395G	19.04M	6.52548G	6.54452G	Inf	2
21.175M	6.52455G	6.545725G	18.991M	6.52548G	6.54447G	Inf	3
21.23M	6.52444G	6.54567G	19.015M	6.525505G	6.54452G	Inf	4

6.525-6.875GHz_802.11ax HEW20-BF_Nss1,(MCS4)_4TX **EBW**

6695MHz

09/10/2024

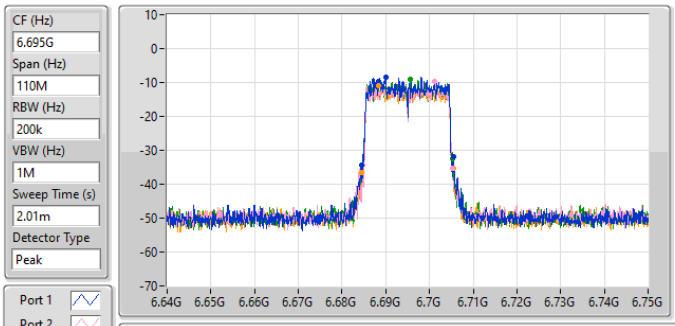

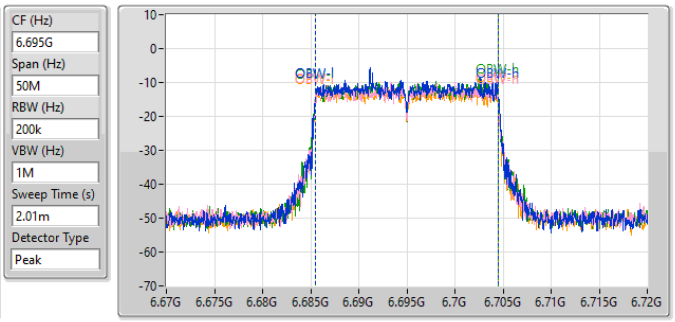

26dB(Hz)	Fl-26dB(Hz)	Fh-26dB(Hz)	OBW(Hz)	Fl-OBW(Hz)	Fh-OBW(Hz)	Limit(Hz)	Port
21.12M	6.684385G	6.705505G	18.966M	6.68553G	6.704495G	Inf	1
20.625M	6.684715G	6.70534G	18.991M	6.68548G	6.70447G	Inf	2
20.68M	6.68466G	6.70534G	18.991M	6.685505G	6.704495G	Inf	3
20.955M	6.68455G	6.705505G	19.015M	6.68548G	6.704495G	Inf	4

6.525-6.875GHz_802.11ax HEW20-BF_Nss1,(MCS4)_4TX **EBW**

6875MHz

09/10/2024

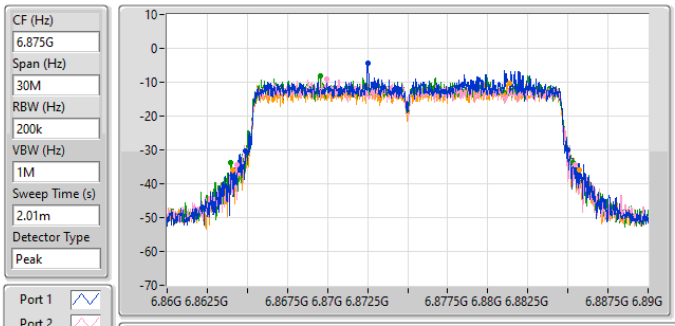

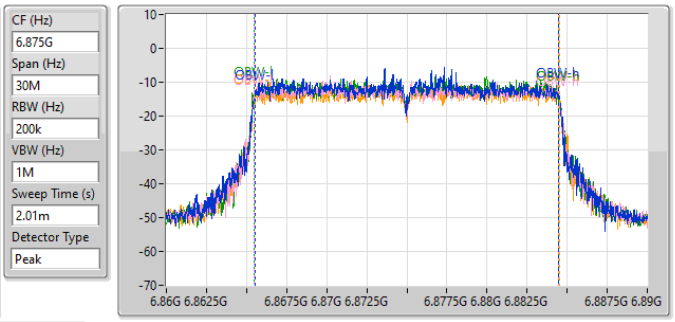

26dB(Hz)	Fl-26dB(Hz)	Fh-26dB(Hz)	OBW(Hz)	Fl-OBW(Hz)	Fh-OBW(Hz)	Limit(Hz)	Port
20.115M	6.86489G	6.885005G	18.936M	6.865525G	6.88446G	Inf	1
21.09M	6.864365G	6.885455G	18.981M	6.86548G	6.88446G	Inf	2
21.375M	6.863975G	6.88535G	19.01M	6.86545G	6.88446G	Inf	3
21.6M	6.86411G	6.88571G	19.01M	6.865495G	6.884505G	Inf	4

6.875-7.125GHz_802.11ax HEW20-BF_Nss1,(MCS4)_4TX **EBW**

6895MHz

09/10/2024

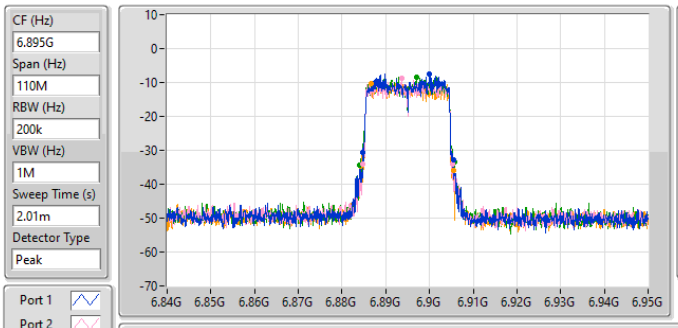

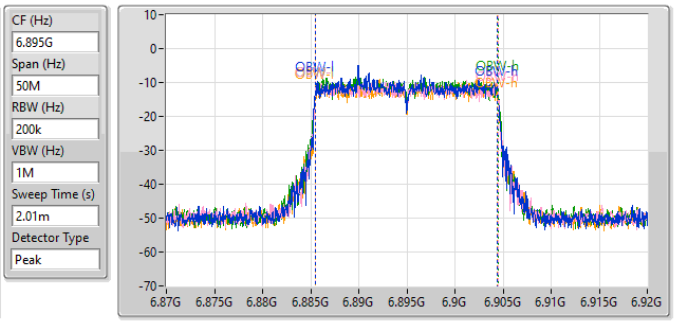

26dB(Hz)	Fl-26dB(Hz)	Fh-26dB(Hz)	OBW(Hz)	Fl-OBW(Hz)	Fh-OBW(Hz)	Limit(Hz)	Port
20.79M	6.884715G	6.905505G	18.966M	6.88548G	6.904445G	Inf	1
20.57M	6.884715G	6.905285G	18.966M	6.885505G	6.90447G	Inf	2
21.835M	6.883945G	6.90578G	18.991M	6.885505G	6.904495G	Inf	3
21.34M	6.884275G	6.905615G	18.941M	6.885505G	6.904445G	Inf	4

6.875-7.125GHz_802.11ax HEW20-BF_Nss1,(MCS4)_4TX **EBW**

6995MHz

09/10/2024

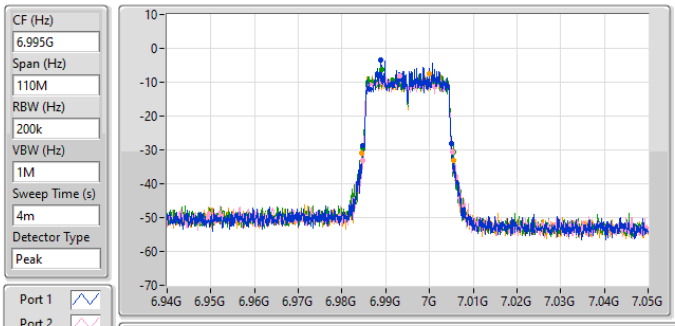

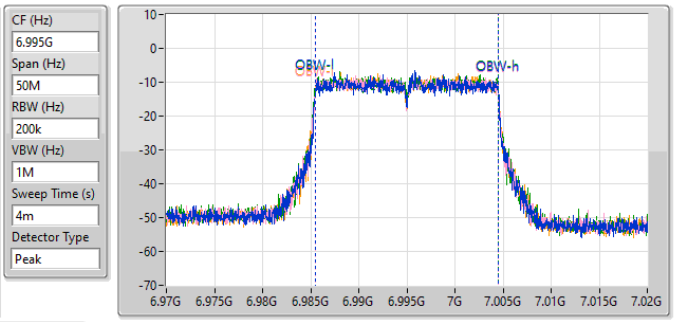

26dB(Hz)	Fl-26dB(Hz)	Fh-26dB(Hz)	OBW(Hz)	Fl-OBW(Hz)	Fh-OBW(Hz)	Limit(Hz)	Port
20.185M	6.984825G	7.00501G	18.991M	6.985505G	7.004495G	Inf	1
20.625M	6.984605G	7.00523G	18.966M	6.985505G	7.00447G	Inf	2
20.79M	6.984715G	7.005505G	19.015M	6.985455G	7.00447G	Inf	3
20.955M	6.98455G	7.005505G	18.966M	6.985505G	7.00447G	Inf	4

6.875-7.125GHz_802.11ax HEW20-BF_Nss1,(MCS4)_4TX **EBW**

7095MHz

09/10/2024

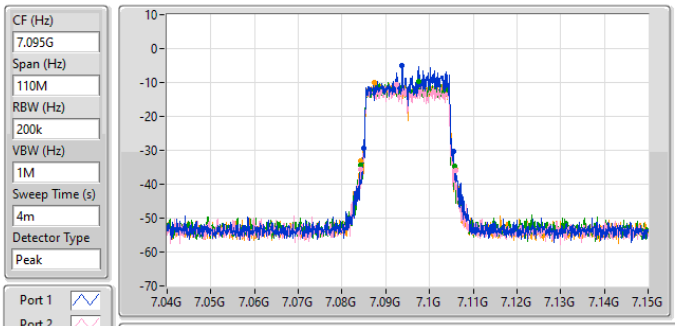

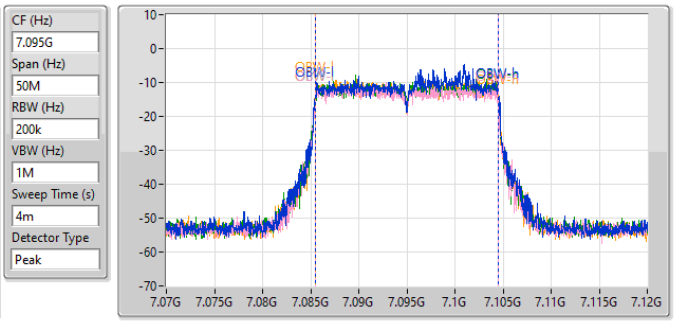

26dB(Hz)	Fl-26dB(Hz)	Fh-26dB(Hz)	OBW(Hz)	Fl-OBW(Hz)	Fh-OBW(Hz)	Limit(Hz)	Port
20.57M	7.08488G	7.10545G	18.966M	7.08553G	7.104495G	Inf	1
21.725M	7.084165G	7.10589G	18.966M	7.085505G	7.10447G	Inf	2
21.505M	7.08433G	7.105835G	18.966M	7.085505G	7.10447G	Inf	3
21.615M	7.08433G	7.105945G	18.966M	7.085505G	7.10447G	Inf	4

6.875-7.125GHz_802.11ax HEW20-BF_Nss1,(MCS4)_4TX **EBW**

7115MHz

09/10/2024

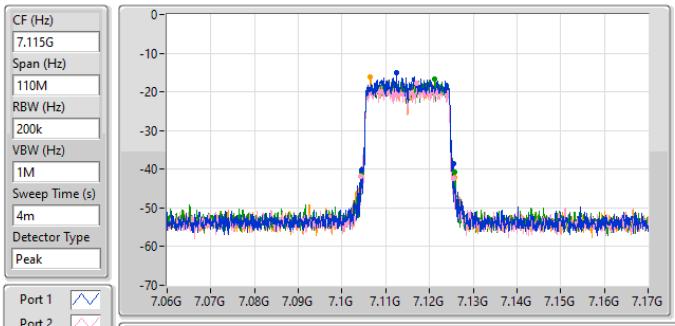

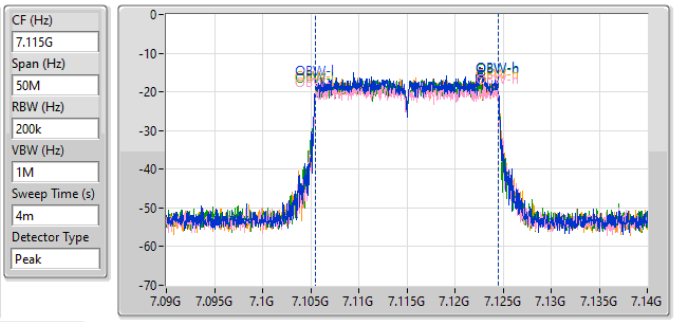

26dB(Hz)	Fl-26dB(Hz)	Fh-26dB(Hz)	OBW(Hz)	Fl-OBW(Hz)	Fh-OBW(Hz)	Limit(Hz)	Port
21.065M	7.104385G	7.12545G	18.966M	7.105505G	7.12447G	Inf	1
21.23M	7.10433G	7.12556G	18.966M	7.105505G	7.12447G	Inf	2
21.395M	7.10444G	7.125835G	18.991M	7.105505G	7.124495G	Inf	3
21.34M	7.104385G	7.125725G	18.966M	7.105505G	7.12447G	Inf	4

5.925-6.425GHz_802.11ax HEW40-BF_Nss1,(MCS4)_4TX **EBW**

5965MHz

09/10/2024

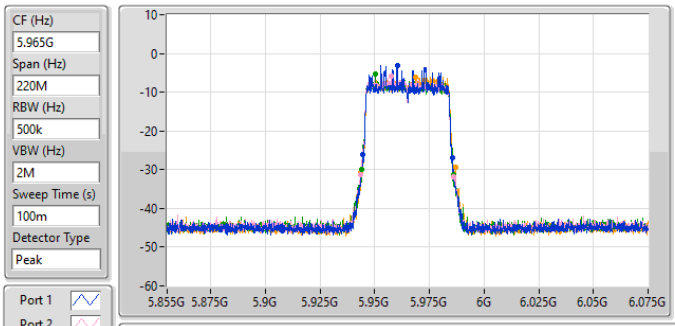

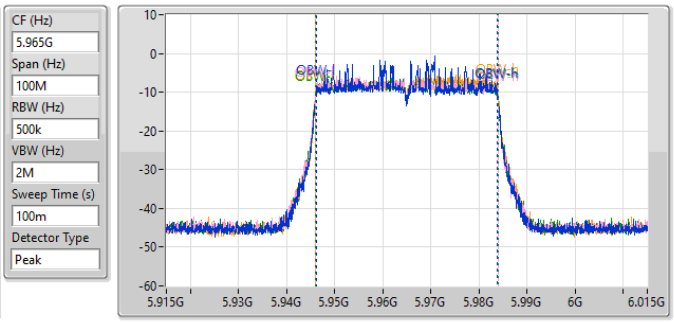

26dB(Hz)	Fl-26dB(Hz)	Fh-26dB(Hz)	OBW(Hz)	Fl-OBW(Hz)	Fh-OBW(Hz)	Limit(Hz)	Port
41.14M	5.94454G	5.98568G	37.731M	5.946109G	5.983841G	Inf	1
42.9M	5.94333G	5.98623G	37.981M	5.94596G	5.983941G	Inf	2
42.24M	5.94377G	5.98601G	37.931M	5.946009G	5.983941G	Inf	3
43.34M	5.94366G	5.987G	37.931M	5.946059G	5.983991G	Inf	4

5.925-6.425GHz_802.11ax HEW40-BF_Nss1,(MCS4)_4TX **EBW**

6205MHz

09/10/2024

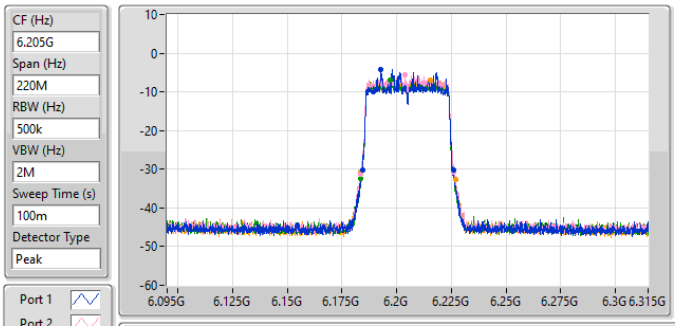

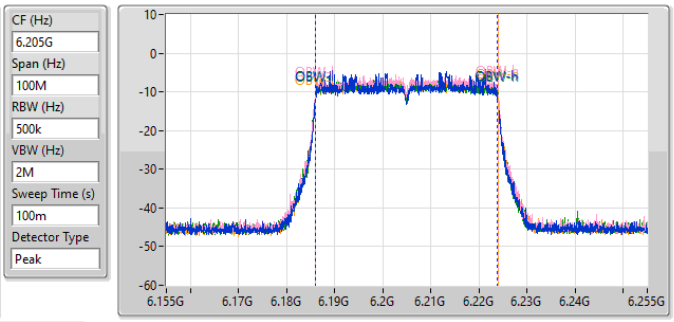

26dB(Hz)	Fl-26dB(Hz)	Fh-26dB(Hz)	OBW(Hz)	Fl-OBW(Hz)	Fh-OBW(Hz)	Limit(Hz)	Port
41.58M	6.18443G	6.22601G	37.881M	6.186009G	6.223891G	Inf	1
42.79M	6.18344G	6.22623G	37.931M	6.186009G	6.223941G	Inf	2
42.68M	6.18355G	6.22623G	37.981M	6.18596G	6.223941G	Inf	3
43.45M	6.18333G	6.22678G	37.981M	6.186009G	6.223991G	Inf	4

5.925-6.425GHz_802.11ax HEW40-BF_Nss1,(MCS4)_4TX **EBW**

6405MHz

09/10/2024

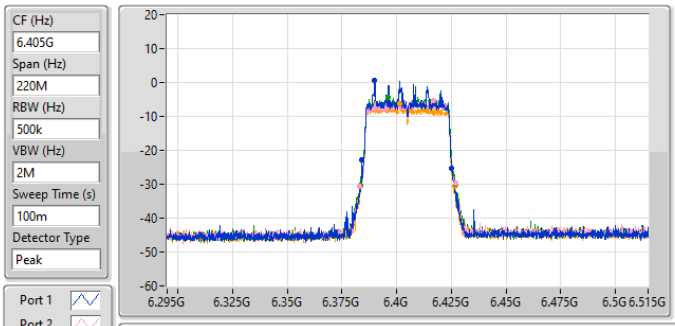

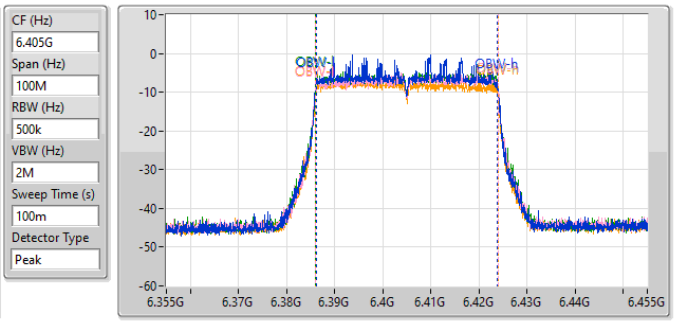

26dB(Hz)	Fl-26dB(Hz)	Fh-26dB(Hz)	OBW(Hz)	Fl-OBW(Hz)	Fh-OBW(Hz)	Limit(Hz)	Port
41.14M	6.3841G	6.42524G	37.781M	6.386109G	6.423891G	Inf	1
43.78M	6.38311G	6.42689G	37.981M	6.386009G	6.423991G	Inf	2
43.78M	6.38333G	6.42711G	37.981M	6.386009G	6.423991G	Inf	3
43.34M	6.38333G	6.42667G	37.931M	6.386009G	6.423941G	Inf	4

6.425-6.525GHz_802.11ax HEW40-BF_Nss1,(MCS4)_4TX **EBW**

6445MHz

09/10/2024

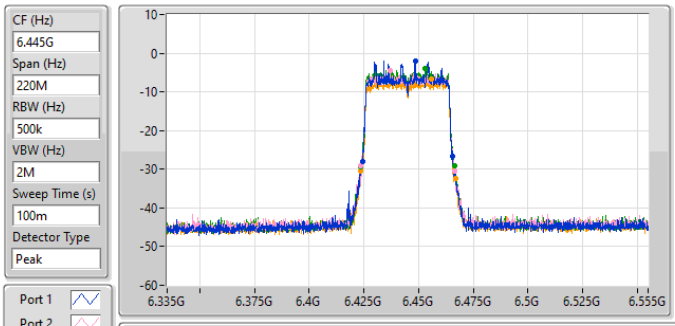

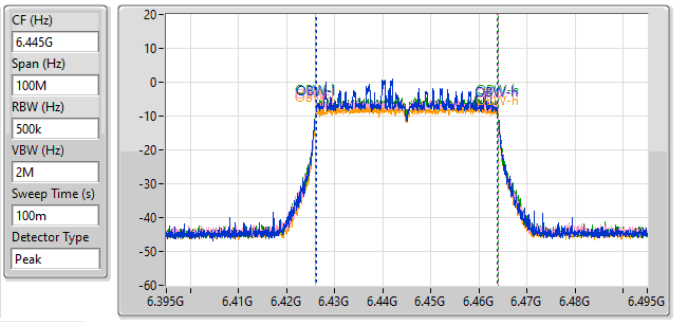

26dB(Hz)	Fl-26dB(Hz)	Fh-26dB(Hz)	OBW(Hz)	Fl-OBW(Hz)	Fh-OBW(Hz)	Limit(Hz)	Port
41.47M	6.42421G	6.46568G	37.731M	6.426109G	6.463841G	Inf	1
42.79M	6.42366G	6.46645G	37.931M	6.426009G	6.463941G	Inf	2
43.01M	6.42344G	6.46645G	37.931M	6.426009G	6.463941G	Inf	3
43.45M	6.42366G	6.46711G	37.981M	6.426009G	6.463991G	Inf	4

6.425-6.525GHz_802.11ax HEW40-BF_Nss1,(MCS4)_4TX **EBW**

6485MHz

09/10/2024

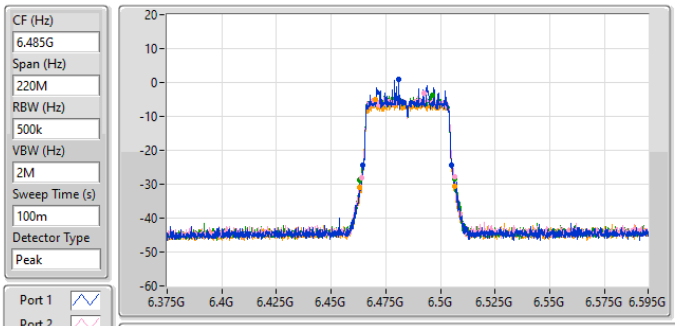

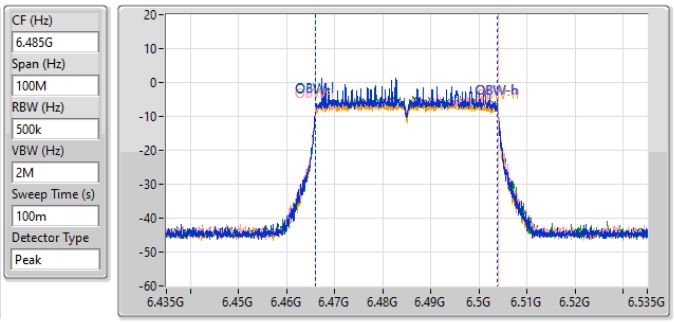

26dB(Hz)	Fl-26dB(Hz)	Fh-26dB(Hz)	OBW(Hz)	Fl-OBW(Hz)	Fh-OBW(Hz)	Limit(Hz)	Port
40.59M	6.46465G	6.50524G	37.831M	6.466059G	6.503891G	Inf	1
42.46M	6.46399G	6.50645G	37.981M	6.466009G	6.503991G	Inf	2
43.12M	6.46322G	6.50634G	37.881M	6.466059G	6.503941G	Inf	3
43.45M	6.46311G	6.50656G	37.931M	6.466009G	6.503941G	Inf	4

6.425-6.525GHz_802.11ax HEW40-BF_Nss1,(MCS4)_4TX **EBW**

6525MHz

09/10/2024

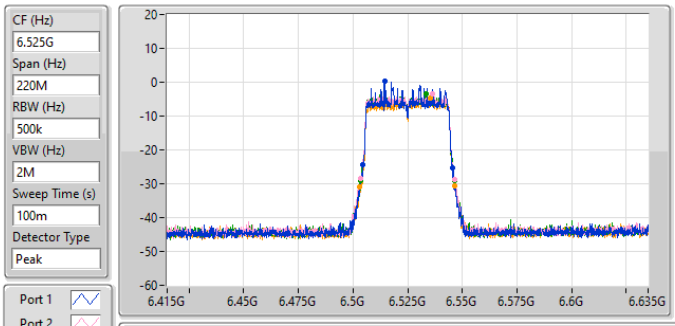

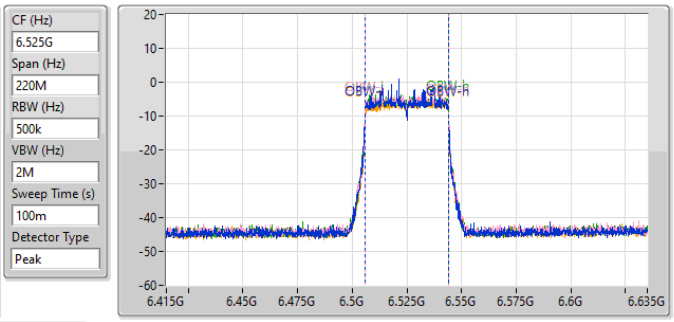

26dB(Hz)	Fl-26dB(Hz)	Fh-26dB(Hz)	OBW(Hz)	Fl-OBW(Hz)	Fh-OBW(Hz)	Limit(Hz)	Port
41.03M	6.50465G	6.54568G	37.931M	6.50598G	6.543911G	Inf	1
42.79M	6.50355G	6.54634G	38.041M	6.50598G	6.54402G	Inf	2
42.9M	6.50366G	6.54656G	37.931M	6.50598G	6.543911G	Inf	3
43.56M	6.50311G	6.54667G	37.931M	6.506089G	6.54402G	Inf	4

6.525-6.875GHz_802.11ax HEW40-BF_Nss1,(MCS4)_4TX **EBW**

6565MHz

09/10/2024

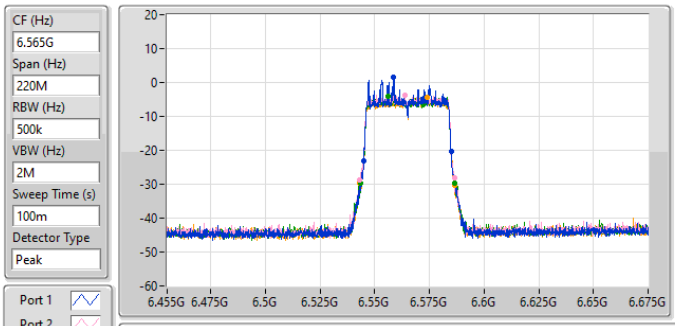

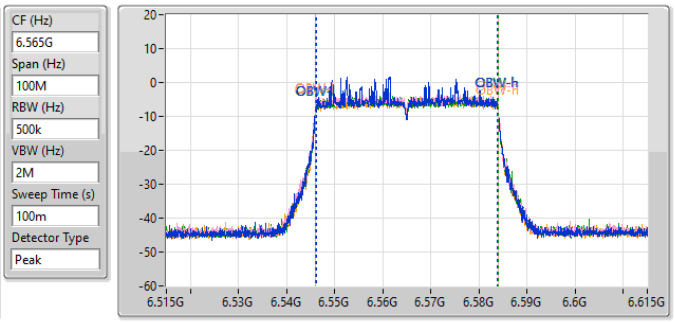

26dB(Hz)	Fl-26dB(Hz)	Fh-26dB(Hz)	OBW(Hz)	Fl-OBW(Hz)	Fh-OBW(Hz)	Limit(Hz)	Port
40.15M	6.54487G	6.58502G	37.781M	6.546109G	6.583891G	Inf	1
43.23M	6.54322G	6.58645G	37.931M	6.546009G	6.583941G	Inf	2
43.01M	6.54344G	6.58645G	37.931M	6.546009G	6.583941G	Inf	3
43.78M	6.54278G	6.58656G	37.931M	6.546059G	6.583991G	Inf	4

6.525-6.875GHz_802.11ax HEW40-BF_Nss1,(MCS4)_4TX **EBW**

6685MHz

09/10/2024

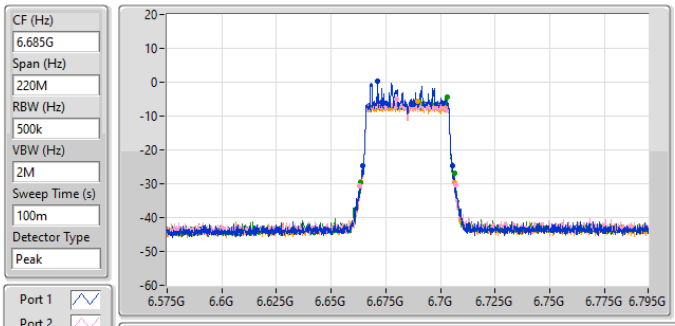

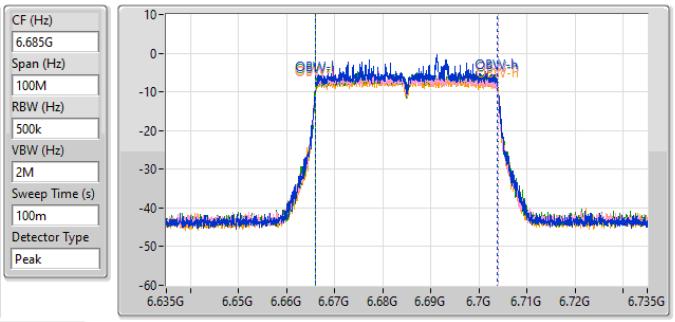

26dB(Hz)	Fl-26dB(Hz)	Fh-26dB(Hz)	OBW(Hz)	Fl-OBW(Hz)	Fh-OBW(Hz)	Limit(Hz)	Port
40.81M	6.66454G	6.70535G	37.831M	6.666059G	6.703891G	Inf	1
43.67M	6.66322G	6.70689G	37.931M	6.666009G	6.703941G	Inf	2
43.12M	6.66333G	6.70645G	37.981M	6.666009G	6.703991G	Inf	3
43.23M	6.66333G	6.70656G	37.931M	6.666009G	6.703941G	Inf	4

6.525-6.875GHz_802.11ax HEW40-BF_Nss1,(MCS4)_4TX **EBW**

6885MHz

09/10/2024

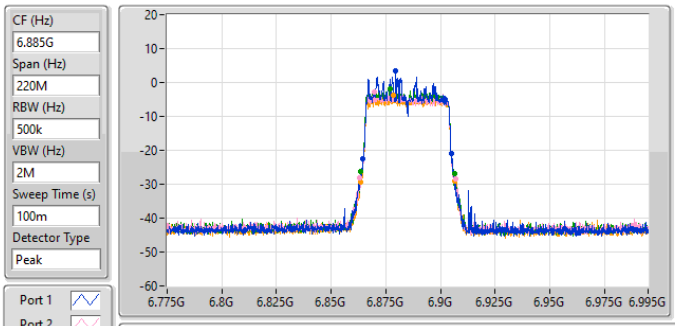

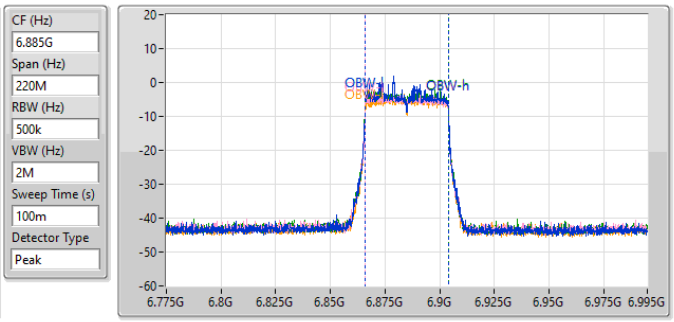

26dB(Hz)	Fl-26dB(Hz)	Fh-26dB(Hz)	OBW(Hz)	Fl-OBW(Hz)	Fh-OBW(Hz)	Limit(Hz)	Port
40.81M	6.86443G	6.90524G	37.931M	6.86598G	6.903911G	Inf	1
43.67M	6.86311G	6.90678G	38.041M	6.86598G	6.90402G	Inf	2
42.79M	6.86355G	6.90634G	37.931M	6.86598G	6.903911G	Inf	3
43.34M	6.86333G	6.90667G	38.041M	6.86598G	6.90402G	Inf	4

6.875-7.125GHz_802.11ax HEW40-BF_Nss1,(MCS4)_4TX **EBW**

6925MHz

09/10/2024

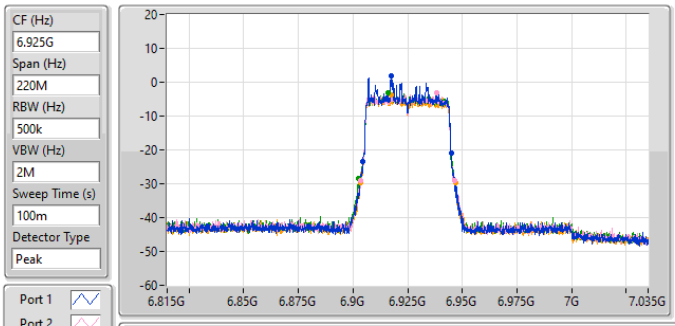

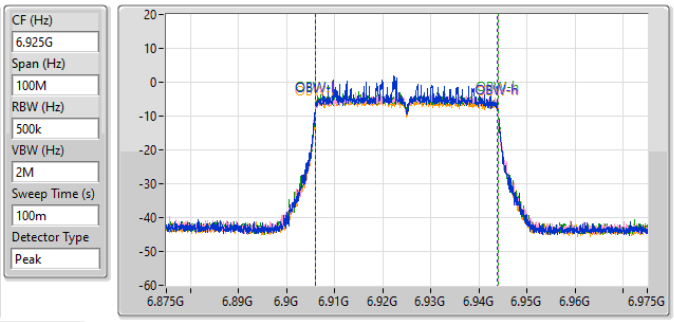

26dB(Hz)	Fl-26dB(Hz)	Fh-26dB(Hz)	OBW(Hz)	Fl-OBW(Hz)	Fh-OBW(Hz)	Limit(Hz)	Port
40.81M	6.90421G	6.94502G	37.781M	6.906059G	6.943841G	Inf	1
43.01M	6.90344G	6.94645G	37.931M	6.906009G	6.943941G	Inf	2
43.89M	6.90245G	6.94634G	37.931M	6.906009G	6.943941G	Inf	3
43.67M	6.90333G	6.947G	37.981M	6.90596G	6.943941G	Inf	4

6.875-7.125GHz_802.11ax HEW40-BF_Nss1,(MCS4)_4TX **EBW**

7005MHz

09/10/2024

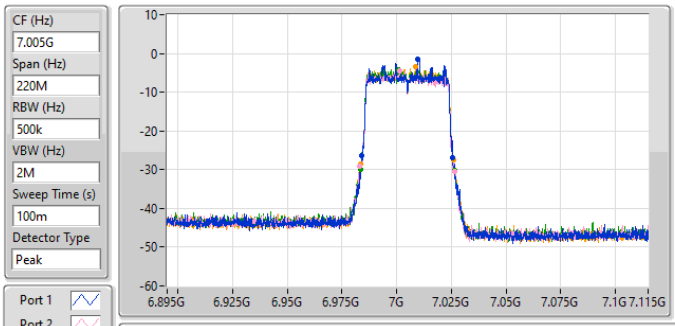

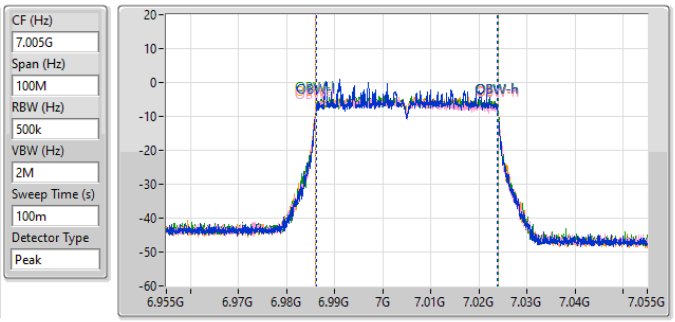

26dB(Hz)	Fl-26dB(Hz)	Fh-26dB(Hz)	OBW(Hz)	Fl-OBW(Hz)	Fh-OBW(Hz)	Limit(Hz)	Port
41.8M	6.98388G	7.02568G	37.731M	6.986109G	7.023841G	Inf	1
43.56M	6.98311G	7.02667G	37.981M	6.98596G	7.023941G	Inf	2
43.01M	6.98333G	7.02634G	37.931M	6.986009G	7.023941G	Inf	3
42.57M	6.98355G	7.02612G	37.981M	6.98596G	7.023941G	Inf	4

6.875-7.125GHz_802.11ax HEW40-BF_Nss1,(MCS4)_4TX **EBW**

7085MHz

09/10/2024

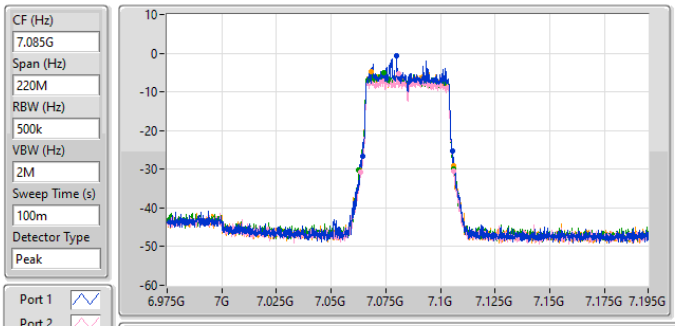

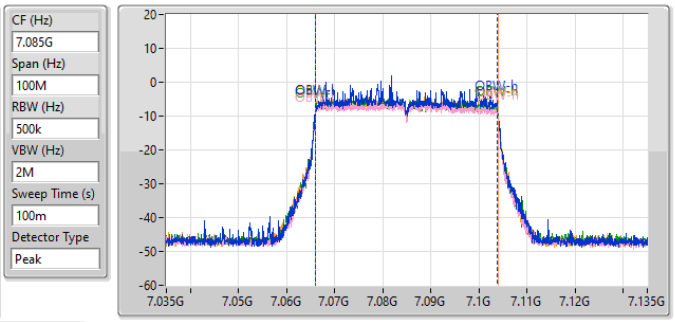

26dB(Hz)	Fl-26dB(Hz)	Fh-26dB(Hz)	OBW(Hz)	Fl-OBW(Hz)	Fh-OBW(Hz)	Limit(Hz)	Port
41.58M	7.06421G	7.10579G	37.831M	7.066059G	7.103891G	Inf	1
42.68M	7.06344G	7.10612G	37.981M	7.06596G	7.103941G	Inf	2
43.45M	7.06267G	7.10612G	37.931M	7.06596G	7.103891G	Inf	3
43.12M	7.06311G	7.10623G	37.981M	7.06596G	7.103941G	Inf	4

5.925-6.425GHz_802.11ax HEW80-BF_Nss1,(MCS4)_4TX **EBW**

5985MHz

09/10/2024

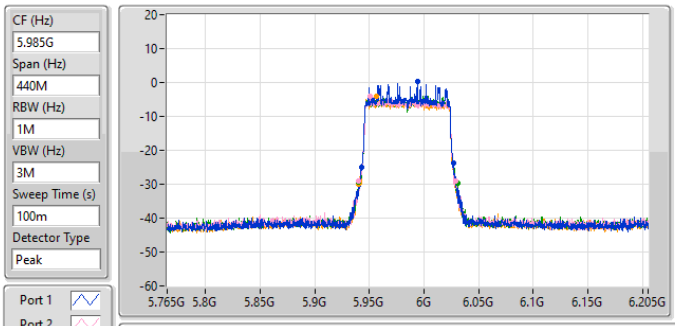

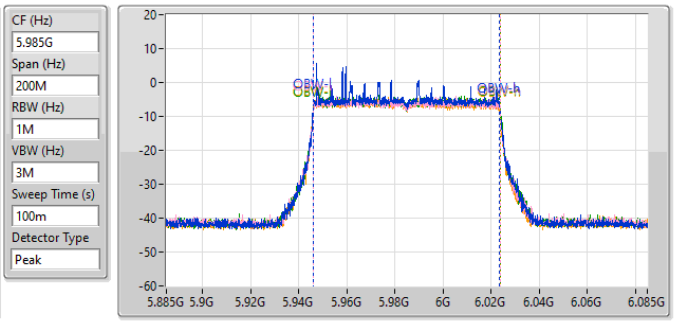

26dB(Hz)	Fl-26dB(Hz)	Fh-26dB(Hz)	OBW(Hz)	Fl-OBW(Hz)	Fh-OBW(Hz)	Limit(Hz)	Port
84.26M	5.94254G	6.0268G	77.461M	5.946219G	6.023681G	Inf	1
89.1M	5.94034G	6.02944G	77.661M	5.946119G	6.023781G	Inf	2
90.2M	5.94034G	6.03054G	77.761M	5.946119G	6.023881G	Inf	3
88.88M	5.9399G	6.02878G	77.761M	5.946019G	6.023781G	Inf	4

5.925-6.425GHz_802.11ax HEW80-BF_Nss1,(MCS4)_4TX **EBW**

6225MHz

09/10/2024

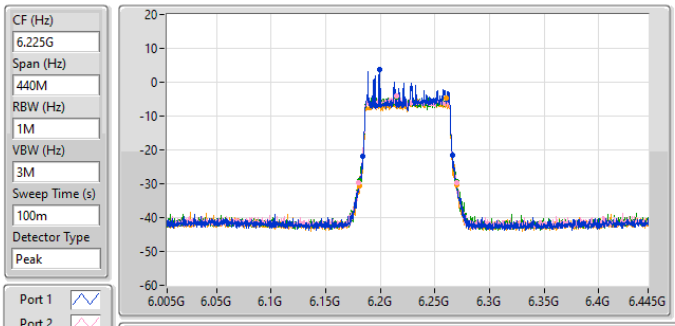

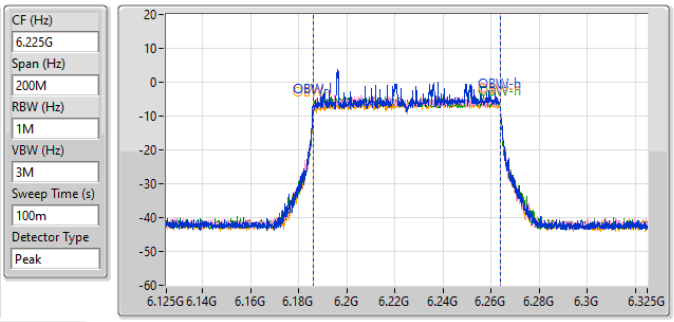

26dB(Hz)	Fl-26dB(Hz)	Fh-26dB(Hz)	OBW(Hz)	Fl-OBW(Hz)	Fh-OBW(Hz)	Limit(Hz)	Port
81.84M	6.18408G	6.26592G	77.561M	6.186219G	6.263781G	Inf	1
89.54M	6.18012G	6.26966G	77.761M	6.186119G	6.263881G	Inf	2
89.54M	6.18056G	6.2701G	77.861M	6.186019G	6.263881G	Inf	3
89.54M	6.18078G	6.27032G	77.661M	6.186219G	6.263881G	Inf	4

5.925-6.425GHz_802.11ax HEW80-BF_Nss1,(MCS4)_4TX **EBW**

6385MHz

09/10/2024

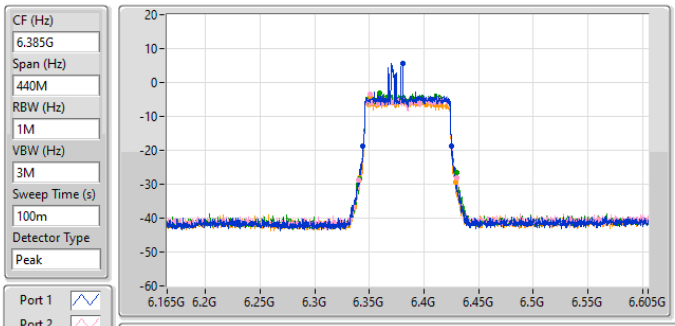

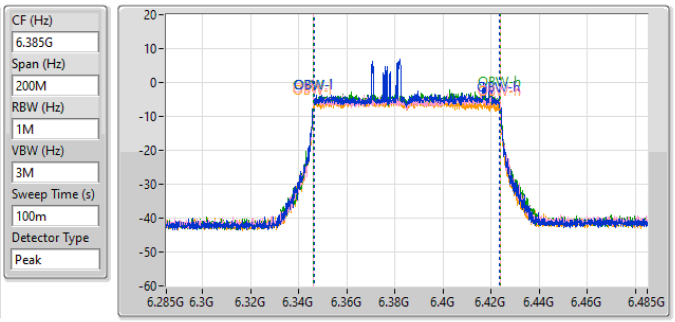

26dB(Hz)	Fl-26dB(Hz)	Fh-26dB(Hz)	OBW(Hz)	Fl-OBW(Hz)	Fh-OBW(Hz)	Limit(Hz)	Port
81.18M	6.3443G	6.42548G	77.261M	6.346319G	6.423581G	Inf	1
89.54M	6.34012G	6.42966G	77.861M	6.346019G	6.423881G	Inf	2
89.76M	6.34056G	6.43032G	77.661M	6.346119G	6.423781G	Inf	3
88.44M	6.341G	6.42944G	77.761M	6.346019G	6.423781G	Inf	4

6.425-6.525GHz_802.11ax HEW80-BF_Nss1,(MCS4)_4TX **EBW**

6465MHz

09/10/2024

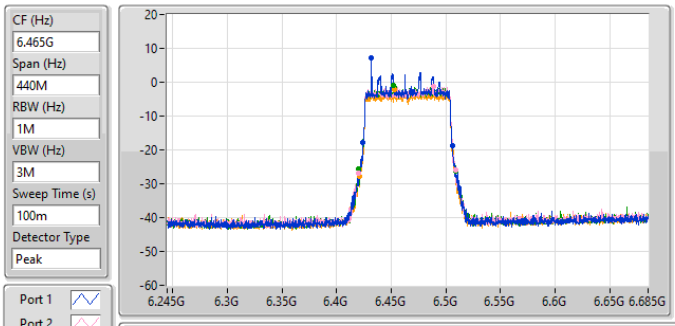

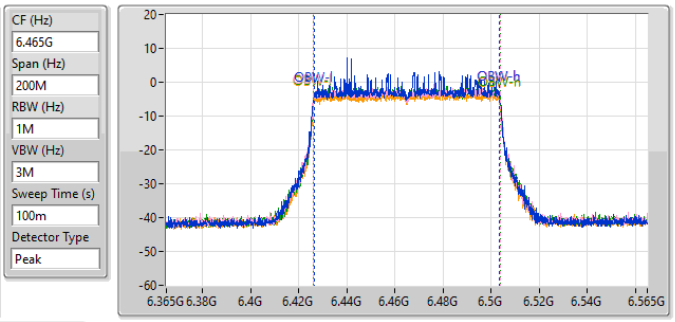

26dB(Hz)	Fl-26dB(Hz)	Fh-26dB(Hz)	OBW(Hz)	Fl-OBW(Hz)	Fh-OBW(Hz)	Limit(Hz)	Port
81.4M	6.4243G	6.5057G	77.361M	6.426319G	6.503681G	Inf	1
88.66M	6.42012G	6.50878G	77.761M	6.426119G	6.503881G	Inf	2
88.88M	6.42034G	6.50922G	77.661M	6.426219G	6.503881G	Inf	3
87.78M	6.421G	6.50878G	77.561M	6.426219G	6.503781G	Inf	4

6.425-6.525GHz_802.11ax HEW80-BF_Nss1,(MCS4)_4TX **EBW**

6545MHz

09/10/2024

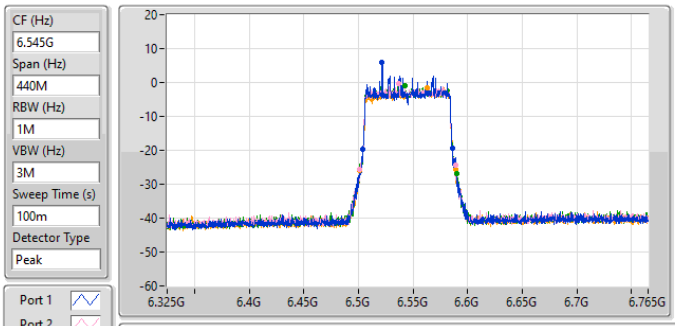

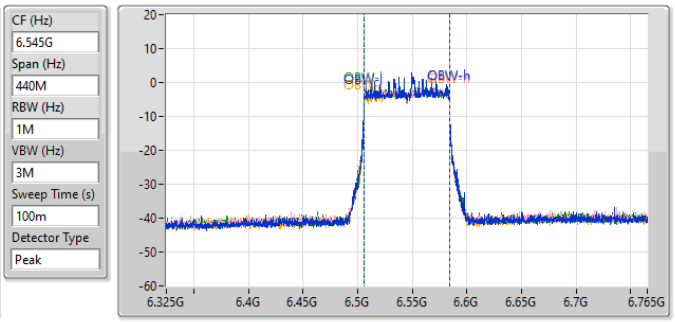

26dB(Hz)	Fl-26dB(Hz)	Fh-26dB(Hz)	OBW(Hz)	Fl-OBW(Hz)	Fh-OBW(Hz)	Limit(Hz)	Port
81.84M	6.5043G	6.58614G	77.401M	6.506299G	6.583701G	Inf	1
87.34M	6.50122G	6.58856G	77.841M	6.506079G	6.583921G	Inf	2
88.66M	6.501G	6.58966G	77.841M	6.506079G	6.583921G	Inf	3
87.78M	6.50144G	6.58922G	77.841M	6.506079G	6.583921G	Inf	4

6.525-6.875GHz_802.11ax HEW80-BF_Nss1,(MCS4)_4TX **EBW**

6625MHz

09/10/2024

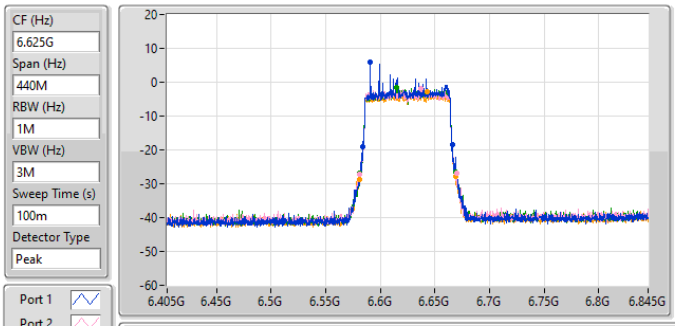

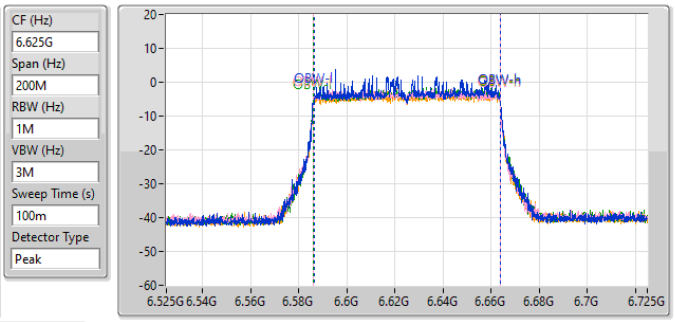

26dB(Hz)	Fl-26dB(Hz)	Fh-26dB(Hz)	OBW(Hz)	Fl-OBW(Hz)	Fh-OBW(Hz)	Limit(Hz)	Port
81.84M	6.58408G	6.66592G	77.461M	6.586319G	6.663781G	Inf	1
89.76M	6.58056G	6.67032G	77.661M	6.586119G	6.663781G	Inf	2
87.78M	6.58144G	6.66922G	77.761M	6.586119G	6.663881G	Inf	3
88.66M	6.58078G	6.66944G	77.761M	6.586119G	6.663881G	Inf	4

6.525-6.875GHz_802.11ax HEW80-BF_Nss1,(MCS4)_4TX **EBW**

6705MHz

09/10/2024

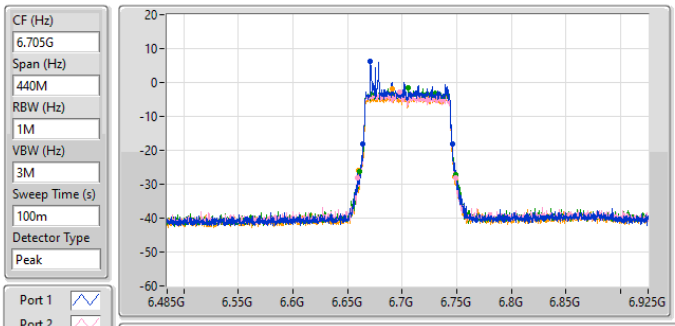

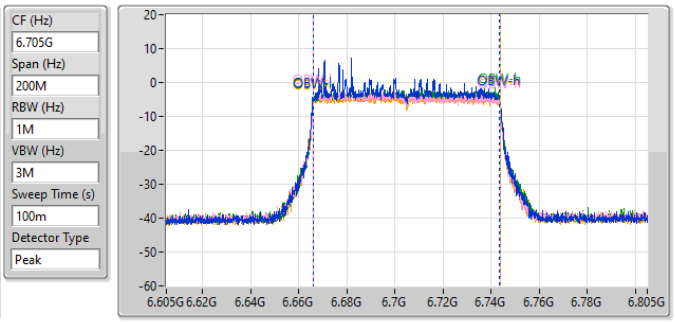

26dB(Hz)	Fl-26dB(Hz)	Fh-26dB(Hz)	OBW(Hz)	Fl-OBW(Hz)	Fh-OBW(Hz)	Limit(Hz)	Port
81.84M	6.66386G	6.7457G	77.561M	6.666119G	6.743681G	Inf	1
89.98M	6.65924G	6.74922G	77.661M	6.666119G	6.743781G	Inf	2
88.88M	6.66056G	6.74944G	77.661M	6.666119G	6.743781G	Inf	3
87.78M	6.66012G	6.7479G	77.661M	6.666119G	6.743781G	Inf	4

6.525-6.875GHz_802.11ax HEW80-BF_Nss1,(MCS4)_4TX **EBW**

6785MHz

09/10/2024

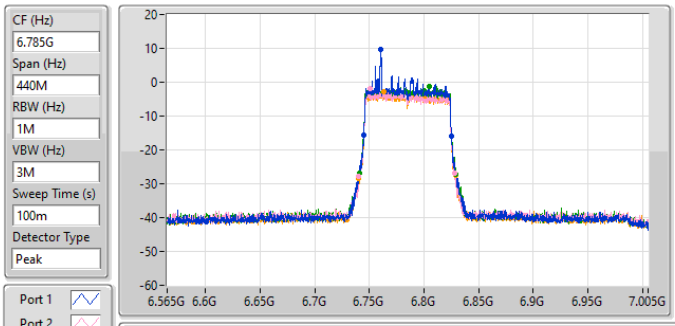

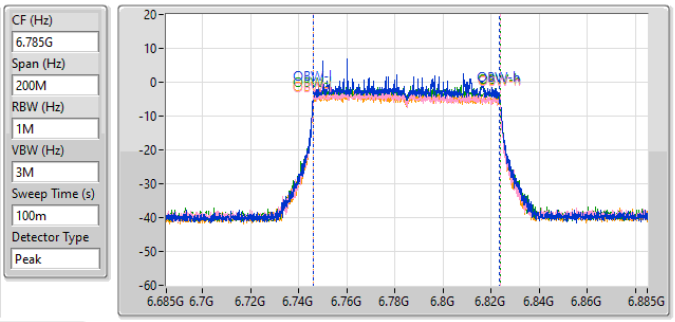

26dB(Hz)	Fl-26dB(Hz)	Fh-26dB(Hz)	OBW(Hz)	Fl-OBW(Hz)	Fh-OBW(Hz)	Limit(Hz)	Port
80.52M	6.74474G	6.82526G	77.561M	6.746119G	6.823681G	Inf	1
88M	6.74012G	6.82812G	77.761M	6.746019G	6.823781G	Inf	2
88.66M	6.74078G	6.82944G	77.661M	6.746119G	6.823781G	Inf	3
88.66M	6.74034G	6.829G	77.661M	6.746119G	6.823781G	Inf	4

6.525-6.875GHz_802.11ax HEW80-BF_Nss1,(MCS4)_4TX **EBW**

6865MHz

09/10/2024

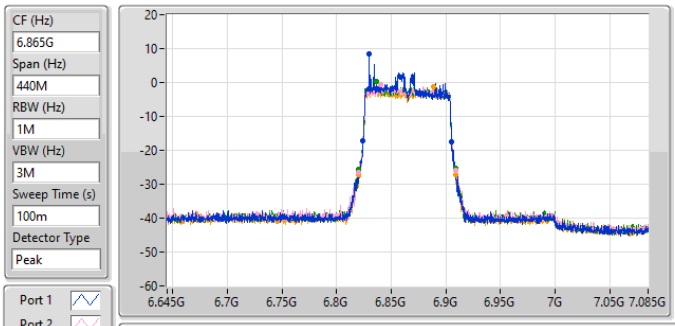

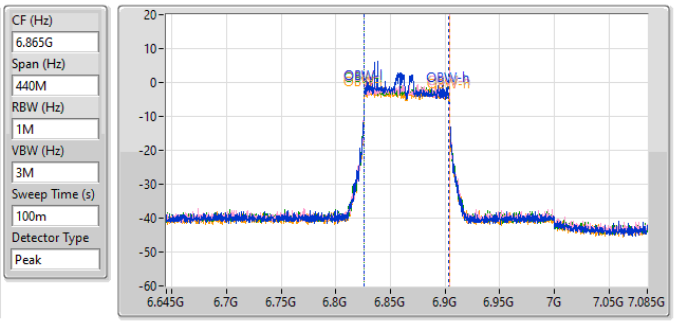

26dB(Hz)	Fl-26dB(Hz)	Fh-26dB(Hz)	OBW(Hz)	Fl-OBW(Hz)	Fh-OBW(Hz)	Limit(Hz)	Port
81.4M	6.82386G	6.90526G	77.181M	6.826299G	6.903481G	Inf	1
88.44M	6.82034G	6.90878G	77.841M	6.826079G	6.903921G	Inf	2
88.88M	6.81968G	6.90856G	77.841M	6.82586G	6.903701G	Inf	3
88.88M	6.8199G	6.90878G	78.061M	6.82586G	6.903921G	Inf	4

6.875-7.125GHz_802.11ax HEW80-BF_Nss1,(MCS4)_4TX **EBW**

6945MHz

09/10/2024

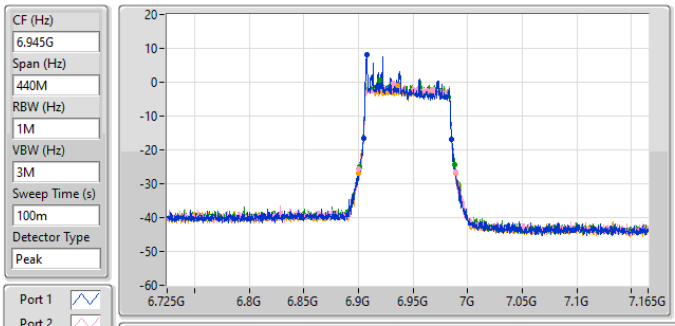

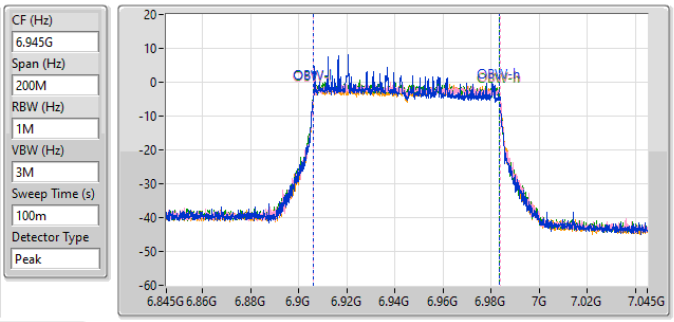

26dB(Hz)	Fl-26dB(Hz)	Fh-26dB(Hz)	OBW(Hz)	Fl-OBW(Hz)	Fh-OBW(Hz)	Limit(Hz)	Port
80.96M	6.90452G	6.98548G	77.261M	6.906219G	6.983481G	Inf	1
88.66M	6.90012G	6.98878G	77.761M	6.906019G	6.983781G	Inf	2
87.34M	6.90078G	6.98812G	77.661M	6.906019G	6.983681G	Inf	3
89.54M	6.8999G	6.98944G	77.661M	6.906119G	6.983781G	Inf	4

6.875-7.125GHz_802.11ax HEW80-BF_Nss1,(MCS4)_4TX **EBW**

7025MHz

09/10/2024

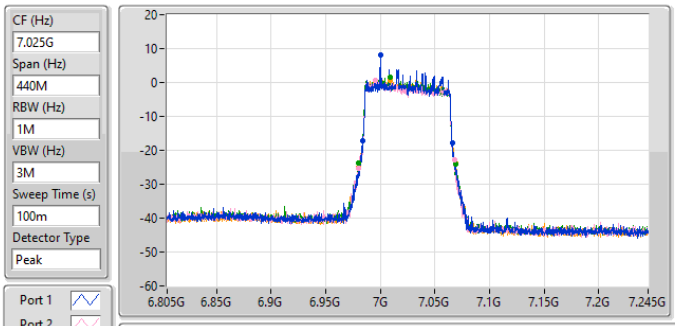

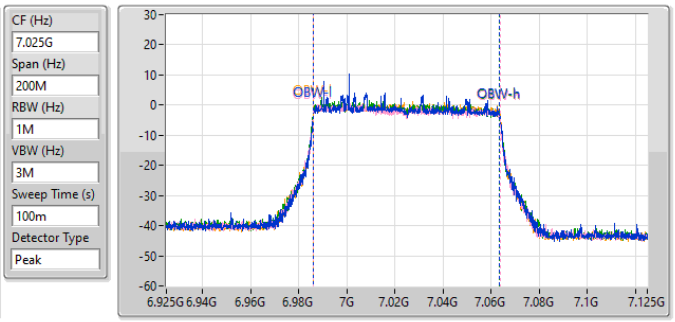

26dB(Hz)	Fl-26dB(Hz)	Fh-26dB(Hz)	OBW(Hz)	Fl-OBW(Hz)	Fh-OBW(Hz)	Limit(Hz)	Port
82.28M	6.98386G	7.06614G	77.361M	6.986219G	7.063581G	Inf	1
87.78M	6.98034G	7.06812G	77.761M	6.986019G	7.063781G	Inf	2
88.66M	6.9799G	7.06856G	77.561M	6.986019G	7.063581G	Inf	3
89.1M	6.9799G	7.069G	77.661M	6.986019G	7.063681G	Inf	4

5.925-6.425GHz_802.11ax HEW160-BF_Nss1,(MCS4)_4TX **EBW**

6025MHz

09/10/2024

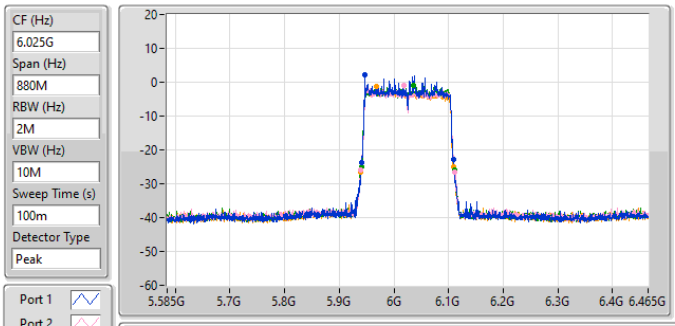

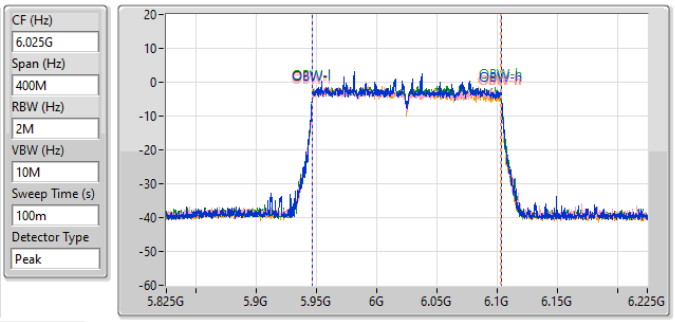

26dB(Hz)	Fl-26dB(Hz)	Fh-26dB(Hz)	OBW(Hz)	Fl-OBW(Hz)	Fh-OBW(Hz)	Limit(Hz)	Port
168.08M	5.94052G	6.1086G	156.922M	5.946439G	6.103361G	Inf	1
172.04M	5.93876G	6.1108G	157.121M	5.946439G	6.103561G	Inf	2
170.72M	5.94008G	6.1108G	157.121M	5.946439G	6.103561G	Inf	3
171.16M	5.93876G	6.10992G	156.922M	5.946239G	6.103161G	Inf	4

5.925-6.425GHz_802.11ax HEW160-BF_Nss1,(MCS4)_4TX **EBW**

6185MHz

10/10/2024

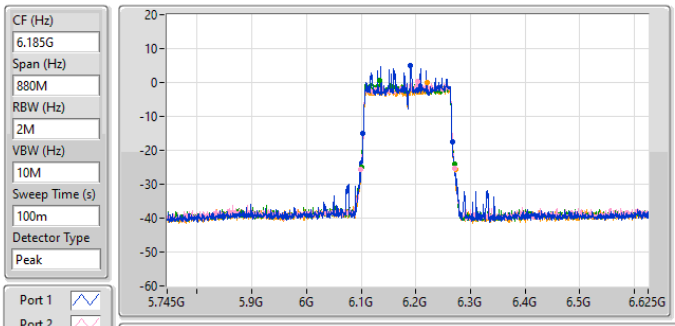

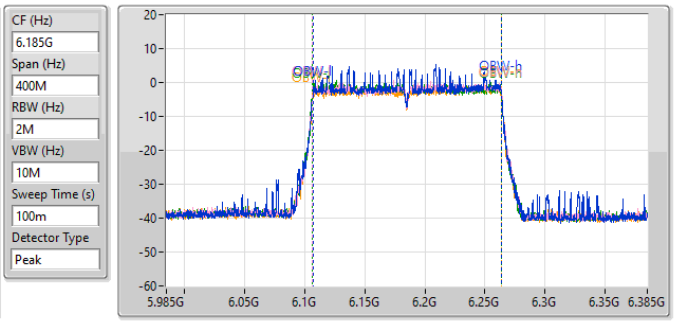

26dB(Hz)	Fl-26dB(Hz)	Fh-26dB(Hz)	OBW(Hz)	Fl-OBW(Hz)	Fh-OBW(Hz)	Limit(Hz)	Port
165M	6.10272G	6.26772G	156.522M	6.106839G	6.263361G	Inf	1
173.36M	6.09832G	6.27168G	157.321M	6.106439G	6.263761G	Inf	2
170.28M	6.10008G	6.27036G	157.121M	6.106439G	6.263561G	Inf	3
173.36M	6.0992G	6.27256G	157.321M	6.106439G	6.263761G	Inf	4

5.925-6.425GHz_802.11ax HEW160-BF_Nss1,(MCS4)_4TX **EBW**

6345MHz

10/10/2024

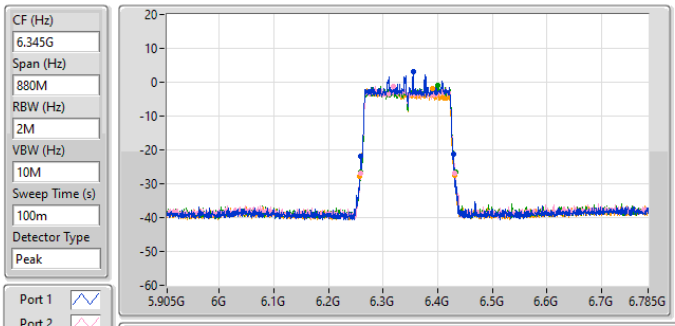

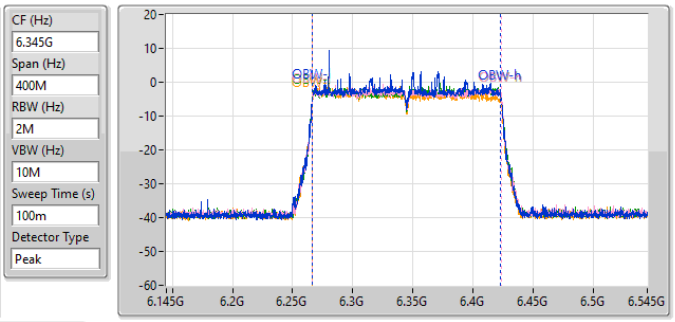

26dB(Hz)	Fl-26dB(Hz)	Fh-26dB(Hz)	OBW(Hz)	Fl-OBW(Hz)	Fh-OBW(Hz)	Limit(Hz)	Port
169.4M	6.2592G	6.4286G	156.522M	6.266639G	6.423161G	Inf	1
172.48M	6.25876G	6.43124G	157.121M	6.266439G	6.423561G	Inf	2
173.36M	6.2592G	6.43256G	157.121M	6.266439G	6.423561G	Inf	3
172.92M	6.25788G	6.4308G	157.121M	6.266239G	6.423361G	Inf	4

6.425-6.525GHz_802.11ax HEW160-BF_Nss1,(MCS4)_4TX **EBW**

6505MHz

10/10/2024

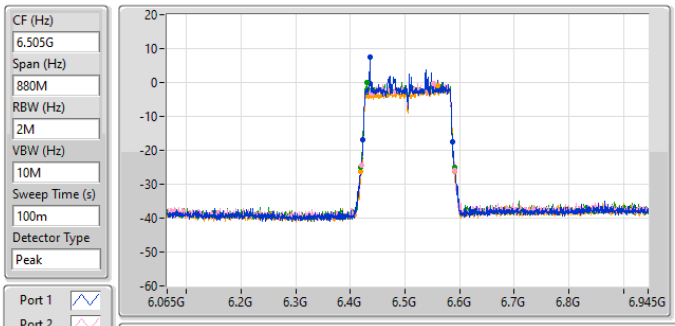

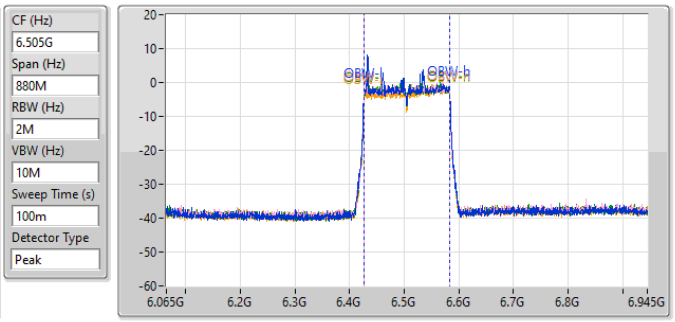

26dB(Hz)	Fl-26dB(Hz)	Fh-26dB(Hz)	OBW(Hz)	Fl-OBW(Hz)	Fh-OBW(Hz)	Limit(Hz)	Port
163.24M	6.4236G	6.58684G	157.001M	6.426719G	6.583721G	Inf	1
171.16M	6.42008G	6.59124G	157.441M	6.426279G	6.583721G	Inf	2
172.48M	6.4192G	6.59168G	157.441M	6.426279G	6.583721G	Inf	3
170.72M	6.41964G	6.59036G	157.001M	6.426719G	6.583721G	Inf	4

6.525-6.875GHz_802.11ax HEW160-BF_Nss1,(MCS4)_4TX **EBW**

6665MHz

10/10/2024

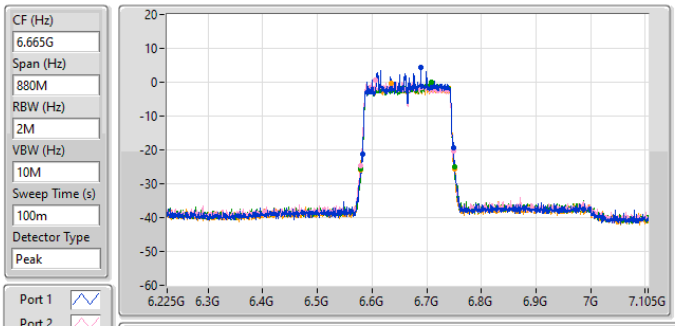

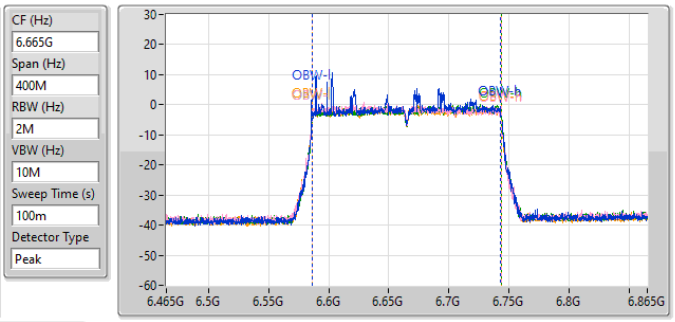

26dB(Hz)	Fl-26dB(Hz)	Fh-26dB(Hz)	OBW(Hz)	Fl-OBW(Hz)	Fh-OBW(Hz)	Limit(Hz)	Port
166.76M	6.58228G	6.74904G	157.121M	6.586039G	6.743161G	Inf	1
171.16M	6.57832G	6.74948G	156.922M	6.586439G	6.743361G	Inf	2
171.6M	6.57964G	6.75124G	157.121M	6.586639G	6.743761G	Inf	3
172.92M	6.57832G	6.75124G	156.922M	6.586439G	6.743361G	Inf	4

6.525-6.875GHz_802.11ax HEW160-BF_Nss1,(MCS4)_4TX **EBW**

6825MHz

10/10/2024

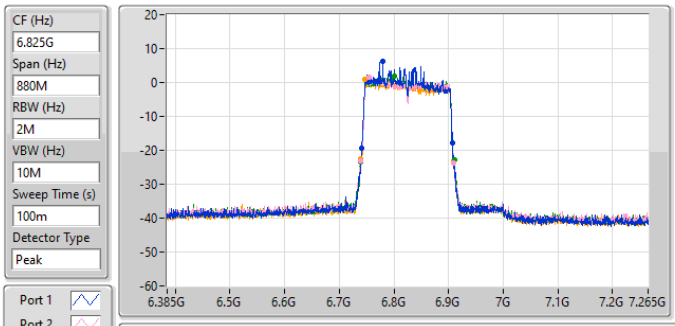

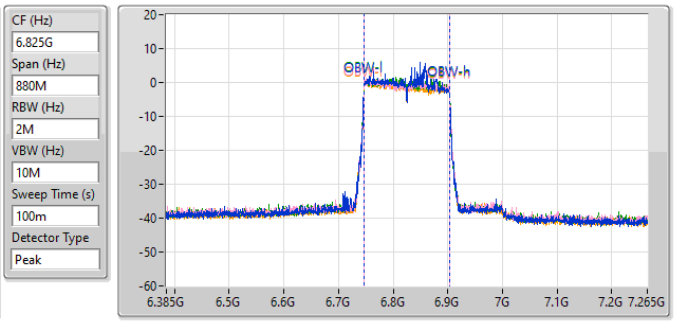

26dB(Hz)	Fl-26dB(Hz)	Fh-26dB(Hz)	OBW(Hz)	Fl-OBW(Hz)	Fh-OBW(Hz)	Limit(Hz)	Port
166.32M	6.74096G	6.90728G	156.562M	6.746279G	6.902841G	Inf	1
170.28M	6.7392G	6.90948G	157.001M	6.746279G	6.903281G	Inf	2
172.04M	6.73832G	6.91036G	157.001M	6.746279G	6.903281G	Inf	3
171.16M	6.73876G	6.90992G	157.001M	6.746279G	6.903281G	Inf	4

6.875-7.125GHz_802.11ax HEW160-BF_Nss1,(MCS4)_4TX **EBW**

6985MHz

10/10/2024

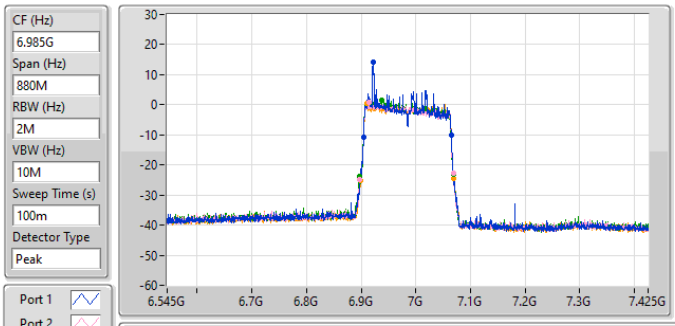

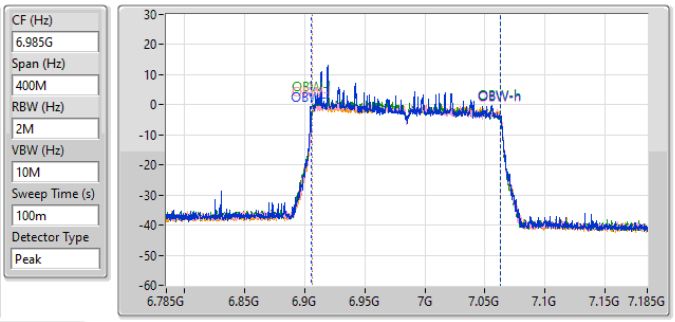

26dB(Hz)	Fl-26dB(Hz)	Fh-26dB(Hz)	OBW(Hz)	Fl-OBW(Hz)	Fh-OBW(Hz)	Limit(Hz)	Port
160.6M	6.90448G	7.06508G	156.722M	6.90584G	7.062561G	Inf	1
170.72M	6.89788G	7.0686G	156.922M	6.906239G	7.063161G	Inf	2
171.16M	6.89788G	7.06904G	156.722M	6.906039G	7.062761G	Inf	3
170.72M	6.89876G	7.06948G	156.922M	6.906239G	7.063161G	Inf	4

Summary

Mode	EIRP (dBm)	EIRP (W)
5.925-6.425GHz	-	-
802.11ax HEW20_Nss1,(MCS0)_4TX	14.00	0.02512
802.11ax HEW20-BF_Nss1,(MCS4)_4TX	18.00	0.06310
802.11ax HEW40_Nss1,(MCS0)_4TX	16.67	0.04645
802.11ax HEW40-BF_Nss1,(MCS4)_4TX	21.26	0.13366
802.11ax HEW80_Nss1,(MCS0)_4TX	19.30	0.08511
802.11ax HEW80-BF_Nss1,(MCS4)_4TX	23.60	0.22909
802.11ax HEW160_Nss1,(MCS0)_4TX	22.36	0.17219
802.11ax HEW160-BF_Nss1,(MCS4)_4TX	25.68	0.36983
6.425-6.525GHz	-	-
802.11ax HEW20_Nss1,(MCS0)_4TX	14.06	0.02547
802.11ax HEW20-BF_Nss1,(MCS4)_4TX	17.99	0.06295
802.11ax HEW40_Nss1,(MCS0)_4TX	16.53	0.04498
802.11ax HEW40-BF_Nss1,(MCS4)_4TX	20.51	0.11246
802.11ax HEW80_Nss1,(MCS0)_4TX	19.77	0.09484
802.11ax HEW80-BF_Nss1,(MCS4)_4TX	23.96	0.24889
802.11ax HEW160_Nss1,(MCS0)_4TX	21.48	0.14060
802.11ax HEW160-BF_Nss1,(MCS4)_4TX	25.35	0.34277
6.525-6.875GHz	-	-
802.11ax HEW20_Nss1,(MCS0)_4TX	13.57	0.02275
802.11ax HEW20-BF_Nss1,(MCS4)_4TX	18.18	0.06577
802.11ax HEW40_Nss1,(MCS0)_4TX	16.76	0.04742
802.11ax HEW40-BF_Nss1,(MCS4)_4TX	20.68	0.11695
802.11ax HEW80_Nss1,(MCS0)_4TX	20.03	0.10069
802.11ax HEW80-BF_Nss1,(MCS4)_4TX	24.33	0.27102
802.11ax HEW160_Nss1,(MCS0)_4TX	21.69	0.14757
802.11ax HEW160-BF_Nss1,(MCS4)_4TX	26.22	0.41879
6.875-7.125GHz	-	-
802.11ax HEW20_Nss1,(MCS0)_4TX	13.29	0.02133
802.11ax HEW20-BF_Nss1,(MCS4)_4TX	17.78	0.05998
802.11ax HEW40_Nss1,(MCS0)_4TX	16.61	0.04581
802.11ax HEW40-BF_Nss1,(MCS4)_4TX	21.45	0.13964
802.11ax HEW80_Nss1,(MCS0)_4TX	19.25	0.08414
802.11ax HEW80-BF_Nss1,(MCS4)_4TX	24.93	0.31117
802.11ax HEW160_Nss1,(MCS0)_4TX	21.86	0.15346
802.11ax HEW160-BF_Nss1,(MCS4)_4TX	24.53	0.28379

Result

Mode	EIRP (dBm)	EIRP Limit (dBm)
802.11ax HEW20_Nss1,(MCS0)_4TX	-	-
5955MHz	13.34	30.00
6195MHz	13.75	30.00
6415MHz	14.00	30.00
6435MHz	14.06	30.00
6475MHz	14.01	30.00
6515MHz	13.68	30.00
6535MHz	13.57	30.00
6695MHz	13.34	30.00
6875MHz Straddle 6.525-6.875GHz	13.40	30.00
6895MHz	12.78	30.00
6995MHz	13.23	30.00
7095MHz	13.29	30.00
7115MHz	10.69	30.00
802.11ax HEW40_Nss1,(MCS0)_4TX	-	-
5965MHz	16.67	30.00
6205MHz	15.86	30.00
6405MHz	16.55	30.00
6445MHz	16.18	30.00
6485MHz	16.53	30.00
6525MHz Straddle 6.425-6.525GHz	15.71	30.00
6565MHz	16.28	30.00
6685MHz	16.11	30.00
6885MHz Straddle 6.525-6.875GHz	16.76	30.00
6925MHz	16.36	30.00
7005MHz	16.61	30.00
7085MHz	16.50	30.00
802.11ax HEW80_Nss1,(MCS0)_4TX	-	-
5985MHz	19.29	30.00
6225MHz	18.73	30.00
6385MHz	19.30	30.00
6465MHz	19.77	30.00
6545MHz Straddle 6.425-6.525GHz	18.93	30.00
6625MHz	18.79	30.00
6705MHz	18.99	30.00
6785MHz	18.61	30.00
6865MHz Straddle 6.525-6.875GHz	20.03	30.00
6945MHz	19.25	30.00
7025MHz	19.09	30.00
802.11ax HEW160_Nss1,(MCS0)_4TX	-	-
6025MHz	22.36	30.00
6185MHz	21.58	30.00
6345MHz	21.30	30.00
6505MHz Straddle 6.425-6.525GHz	21.48	30.00
6665MHz	21.69	30.00
6825MHz Straddle 6.525-6.875GHz	21.51	30.00
6985MHz	21.86	30.00
802.11ax HEW20-BF_Nss1,(MCS4)_4TX	-	-
5955MHz	17.65	30.00
6195MHz	17.56	30.00
6415MHz	18.00	30.00
6435MHz	17.32	30.00
6475MHz	17.20	30.00
6515MHz	17.99	30.00
6535MHz	17.67	30.00

Mode	EIRP (dBm)	EIRP Limit (dBm)
6695MHz	18.18	30.00
6875MHz Straddle 6.525-6.875GHz	17.35	30.00
6895MHz	17.21	30.00
6995MHz	17.77	30.00
7095MHz	17.78	30.00
7115MHz	12.63	30.00
802.11ax HEW40-BF_Nss1,(MCS4)_4TX	-	-
5965MHz	21.26	30.00
6205MHz	20.28	30.00
6405MHz	20.20	30.00
6445MHz	20.29	30.00
6485MHz	20.51	30.00
6525MHz Straddle 6.425-6.525GHz	20.28	30.00
6565MHz	19.70	30.00
6685MHz	20.54	30.00
6885MHz Straddle 6.525-6.875GHz	20.68	30.00
6925MHz	20.59	30.00
7005MHz	21.45	30.00
7085MHz	20.67	30.00
802.11ax HEW80-BF_Nss1,(MCS4)_4TX	-	-
5985MHz	23.18	30.00
6225MHz	23.60	30.00
6385MHz	22.89	30.00
6465MHz	23.92	30.00
6545MHz Straddle 6.425-6.525GHz	23.96	30.00
6625MHz	23.87	30.00
6705MHz	24.24	30.00
6785MHz	24.33	30.00
6865MHz Straddle 6.525-6.875GHz	23.85	30.00
6945MHz	23.17	30.00
7025MHz	24.93	30.00
802.11ax HEW160-BF_Nss1,(MCS4)_4TX	-	-
6025MHz	25.58	30.00
6185MHz	25.68	30.00
6345MHz	25.65	30.00
6505MHz Straddle 6.425-6.525GHz	25.35	30.00
6665MHz	26.22	30.00
6825MHz Straddle 6.525-6.875GHz	25.08	30.00
6985MHz	24.53	30.00

DG = Directional Gain; Port X = Port X output power
Inf = There's no restriction for the limit.

EIRP;Band:6.2G;ax20;BWch:20MHz;Nss:1,(M0);Nant:4;Ch:5955MHz;TX

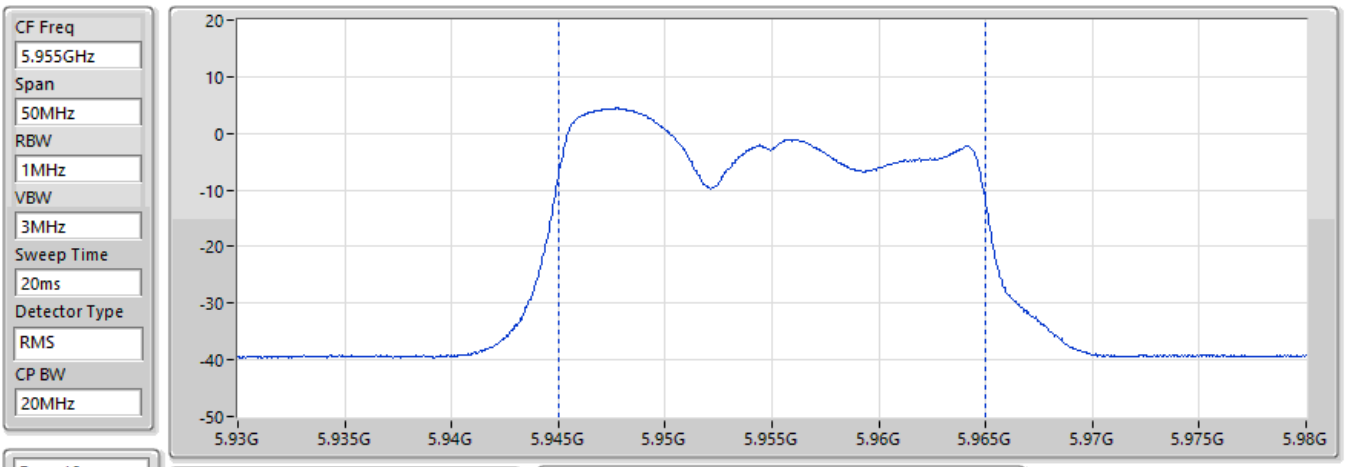

EIRP (dBm)
13.34

EIRP=Pr+Lp [Lp Free Space Path Loss]
Pr=Pmeas-Gr+Lc-Gamp

Pmeas	Gr (dBi)	Lc (dB)	Gamp (dB)	Lp (dB)
-5.55	11.11	7.65	35.19	57.54

EIRP;Band:6.2G;ax20;BWch:20MHz;Nss:1,(M0);Nant:4;Ch:6195MHz;TX

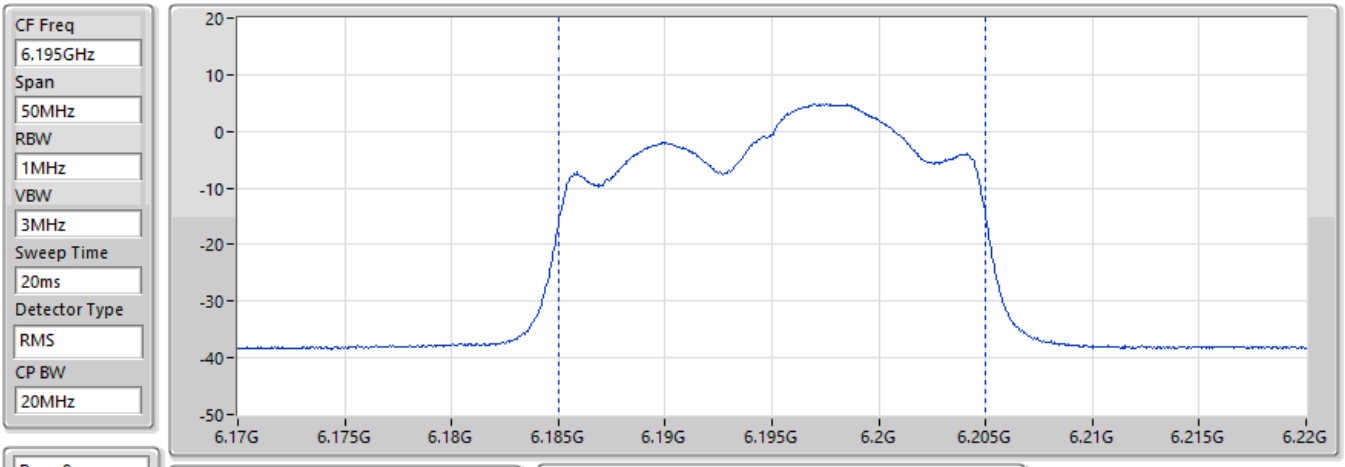

EIRP (dBm)
13.75

EIRP=Pr+Lp [Lp Free Space Path Loss]
Pr=Pmeas-Gr+Lc-Gamp

Pmeas	Gr (dBi)	Lc (dB)	Gamp (dB)	Lp (dB)
-5.74	11.10	7.91	35.20	57.88

EIRP;Band:6.2G;ax20;BWch:20MHz;Nss:1,(M0);Nant:4;Ch:6415MHz;TX

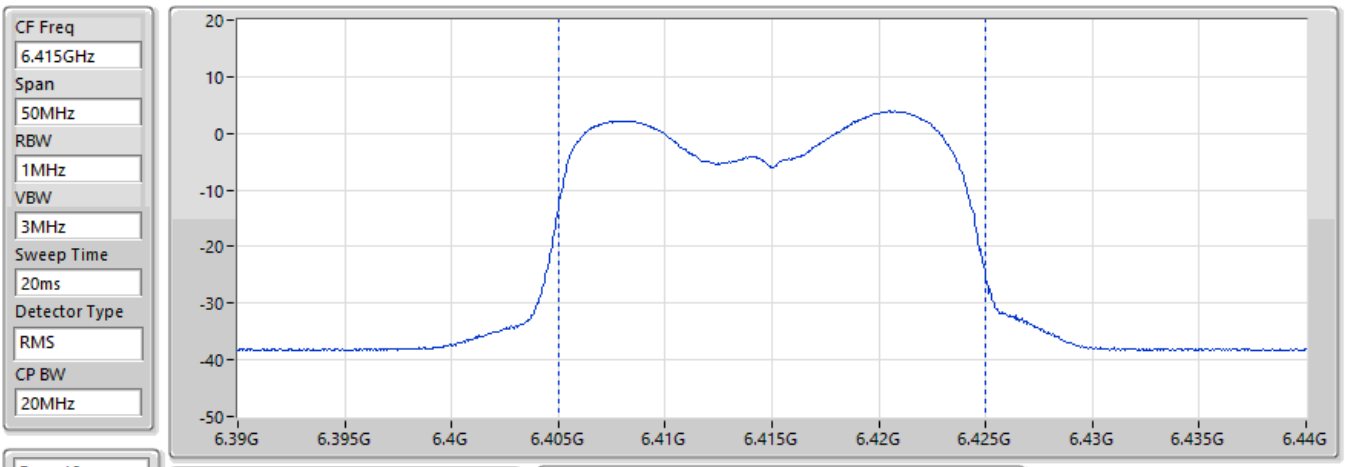

EIRP (dBm)
14

EIRP=Pr+Lp [Lp Free Space Path Loss]
Pr=Pmeas-Gr+Lc-Gamp

Pmeas	Gr (dBi)	Lc (dB)	Gamp (dB)	Lp (dB)
-5.32	11.73	8.07	35.21	58.19

EIRP;Band:6.4G;ax20;BWch:20MHz;Nss:1,(M0);Nant:4;Ch:6435MHz;TX

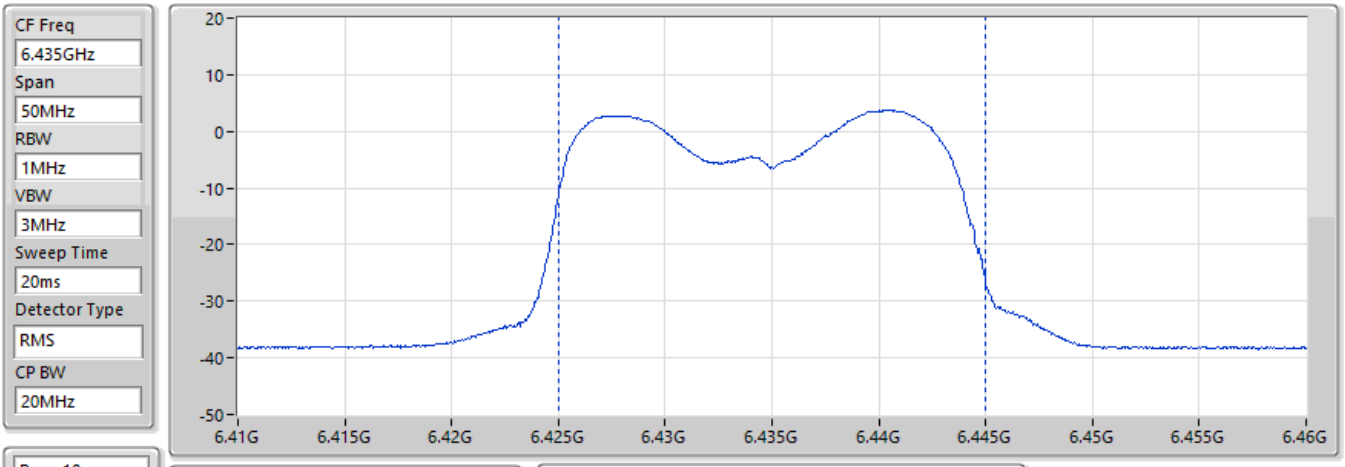

EIRP (dBm)
14.06

EIRP=Pr+Lp [Lp Free Space Path Loss]
Pr=Pmeas-Gr+Lc-Gamp

Pmeas	Gr (dBi)	Lc (dB)	Gamp (dB)	Lp (dB)
-5.24	11.77	8.08	35.22	58.21

EIRP;Band:6.4G;ax20;BWch:20MHz;Nss:1,(M0);Nant:4;Ch:6475MHz;TX

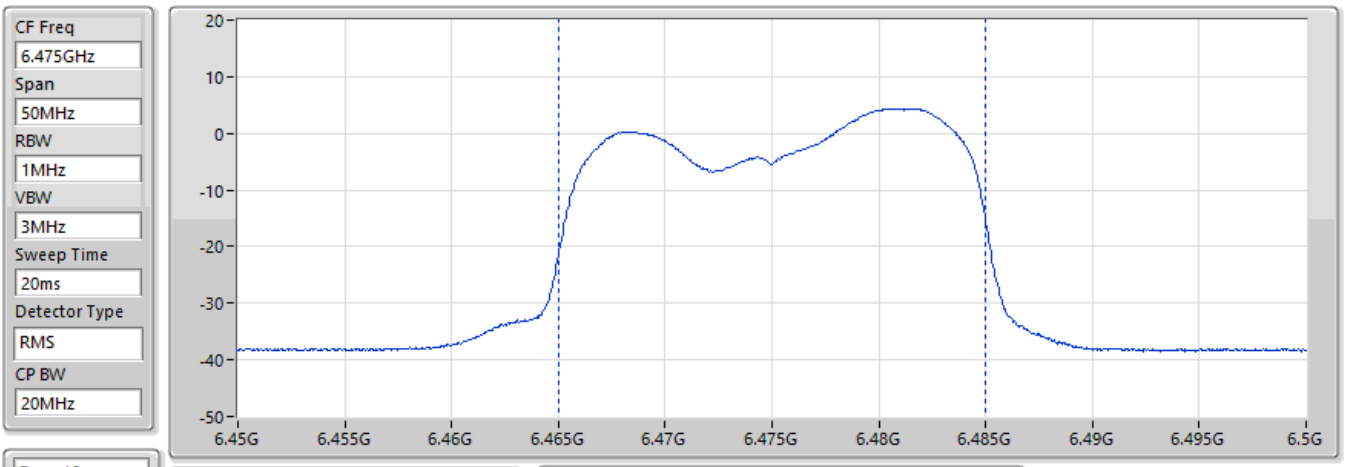

EIRP (dBm)
14.01

EIRP=Pr+Lp [Lp Free Space Path Loss]
Pr=Pmeas-Gr+Lc-Gamp

Pmeas	Gr (dBi)	Lc (dB)	Gamp (dB)	Lp (dB)
-5.30	11.85	8.11	35.22	58.27

EIRP;Band:6.4G;ax20;BWch:20MHz;Nss:1,(M0);Nant:4;Ch:6515MHz;TX

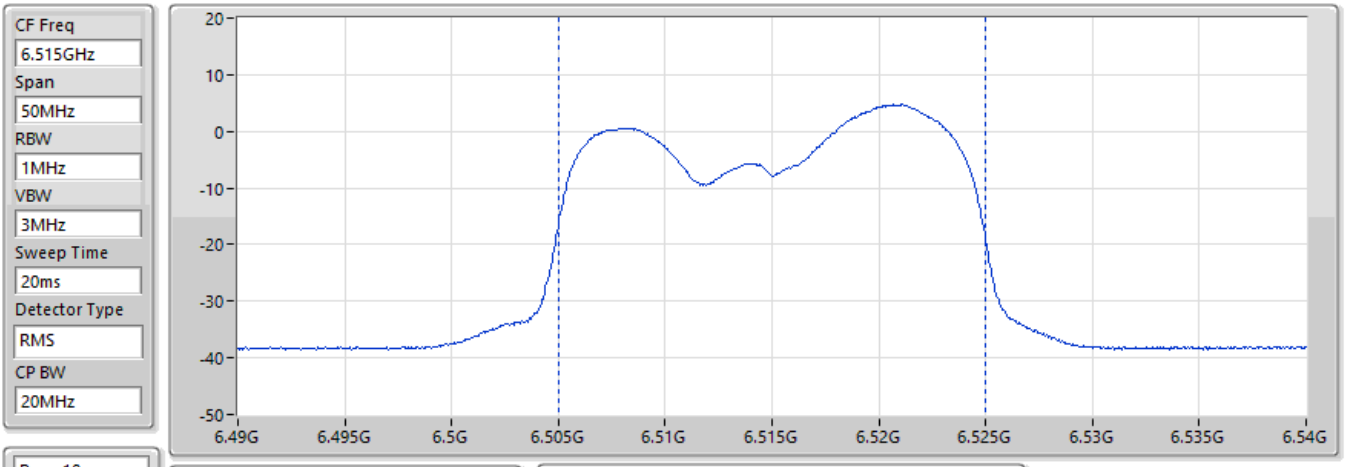

EIRP (dBm)
13.68

EIRP=Pr+Lp [Lp Free Space Path Loss]
Pr=Pmeas-Gr+Lc-Gamp

Pmeas	Gr (dBi)	Lc (dB)	Gamp (dB)	Lp (dB)
-5.68	11.87	8.13	35.22	58.32

EIRP;Band:6.7G;ax20;BWch:20MHz;Nss:1,(M0);Nant:4;Ch:6535MHz;TX

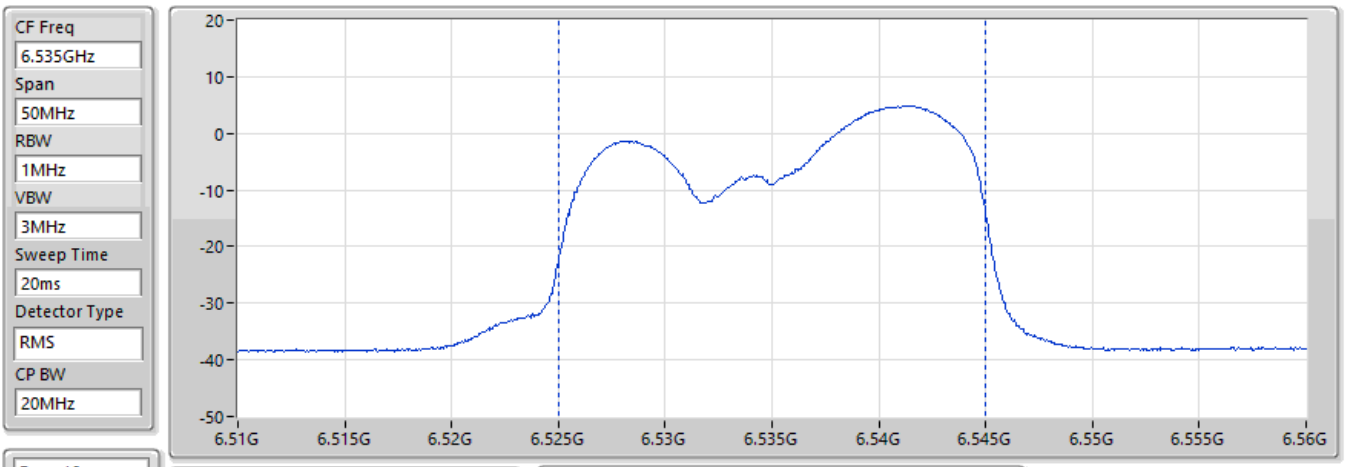

EIRP (dBm)
13.57

EIRP=Pr+Lp [Lp Free Space Path Loss]
Pr=Pmeas-Gr+Lc-Gamp

Pmeas	Gr (dBi)	Lc (dB)	Gamp (dB)	Lp (dB)
-5.89	11.83	8.15	35.21	58.35

EIRP;Band:6.7G;ax20;BWch:20MHz;Nss:1,(M0);Nant:4;Ch:6695MHz;TX

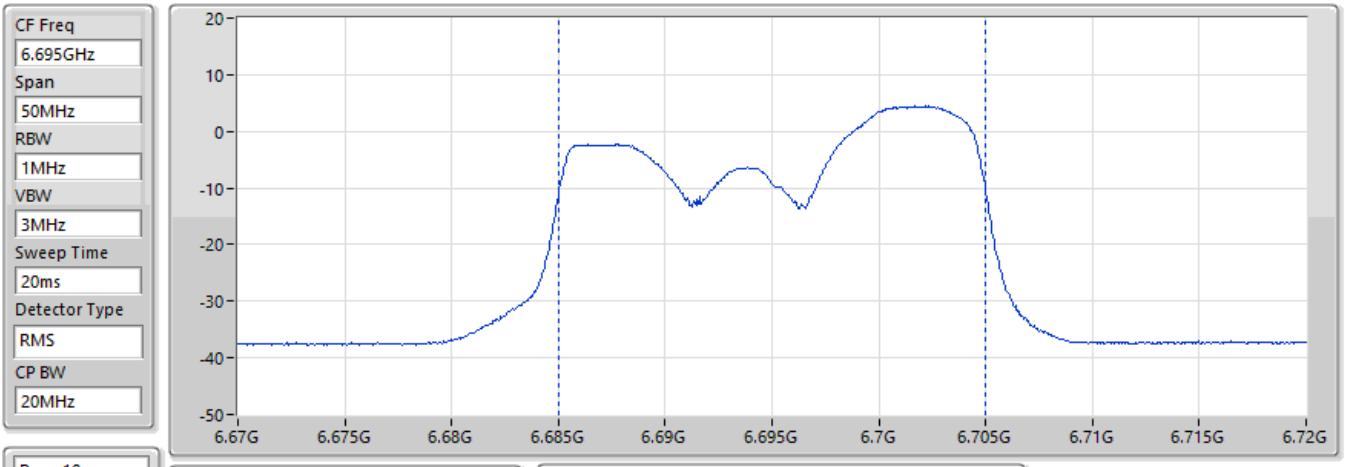

EIRP (dBm)
13.34

EIRP=Pr+Lp [Lp Free Space Path Loss]
Pr=Pmeas-Gr+Lc-Gamp

Pmeas	Gr (dBi)	Lc (dB)	Gamp (dB)	Lp (dB)
-6.79	11.50	8.25	35.18	58.56

EIRP;Band:6.7G;ax20;BWch:20MHz;Nss:1,(M0);Nant:4;Ch:6875MHz;TX

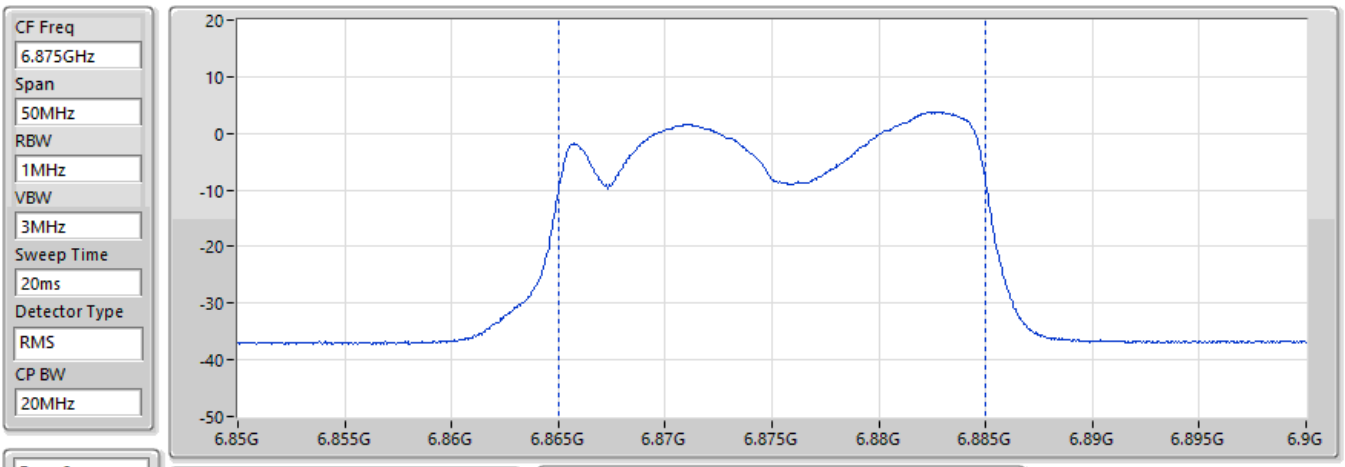

EIRP (dBm)
13.4

EIRP=Pr+Lp [Lp Free Space Path Loss]
Pr=Pmeas-Gr+Lc-Gamp

Pmeas	Gr (dBi)	Lc (dB)	Gamp (dB)	Lp (dB)
-7.19	11.40	8.35	35.15	58.79

EIRP;Band:7.0G;ax20;BWch:20MHz;Nss:1,(M0);Nant:4;Ch:6895MHz;TX

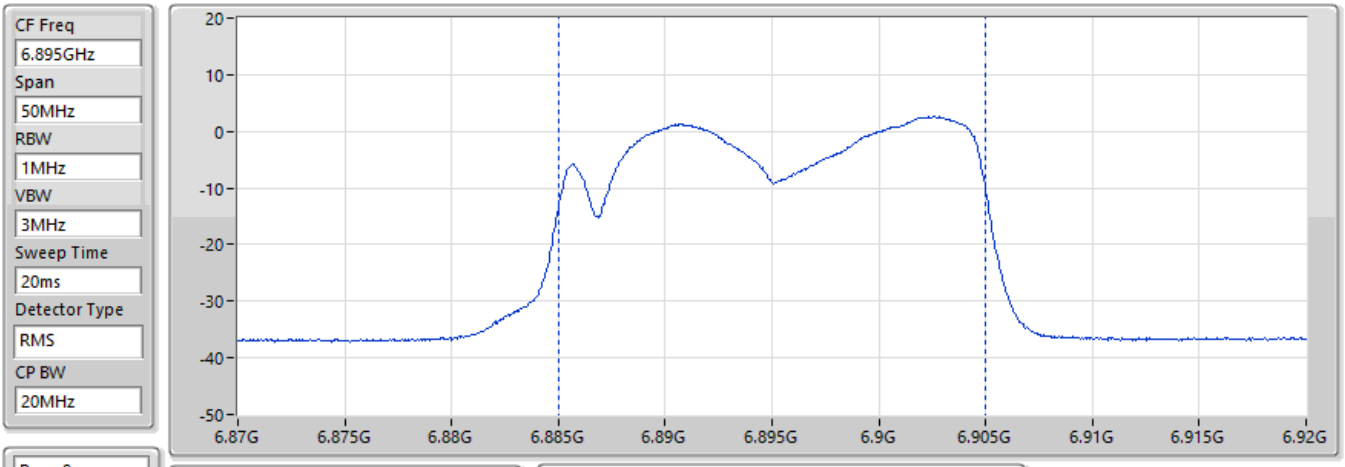

EIRP (dBm)
12.78

EIRP=Pr+Lp [Lp Free Space Path Loss]
Pr=Pmeas-Gr+Lc-Gamp

Pmeas	Gr (dBi)	Lc (dB)	Gamp (dB)	Lp (dB)
-7.84	11.40	8.36	35.15	58.81

EIRP;Band:7.0G;ax20;BWch:20MHz;Nss:1,(M0);Nant:4;Ch:6995MHz;TX

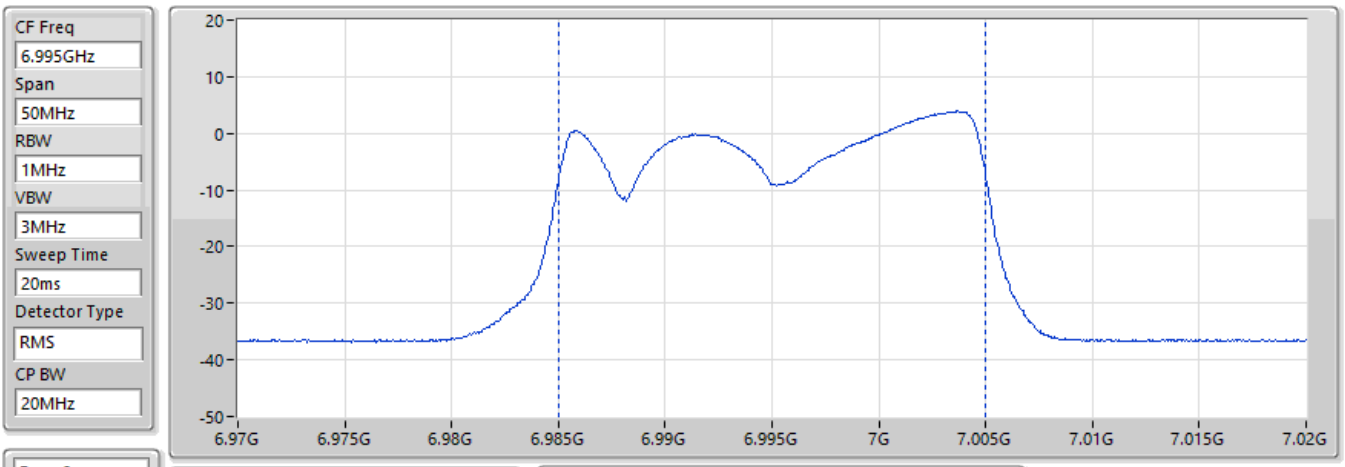

EIRP (dBm)
13.23

EIRP=Pr+Lp [Lp Free Space Path Loss]
Pr=Pmeas-Gr+Lc-Gamp

Pmeas	Gr (dBi)	Lc (dB)	Gamp (dB)	Lp (dB)
-7.49	11.49	8.40	35.13	58.94

EIRP;Band:7.0G;ax20;BWch:20MHz;Nss:1,(M0);Nant:4;Ch:7095MHz;TX

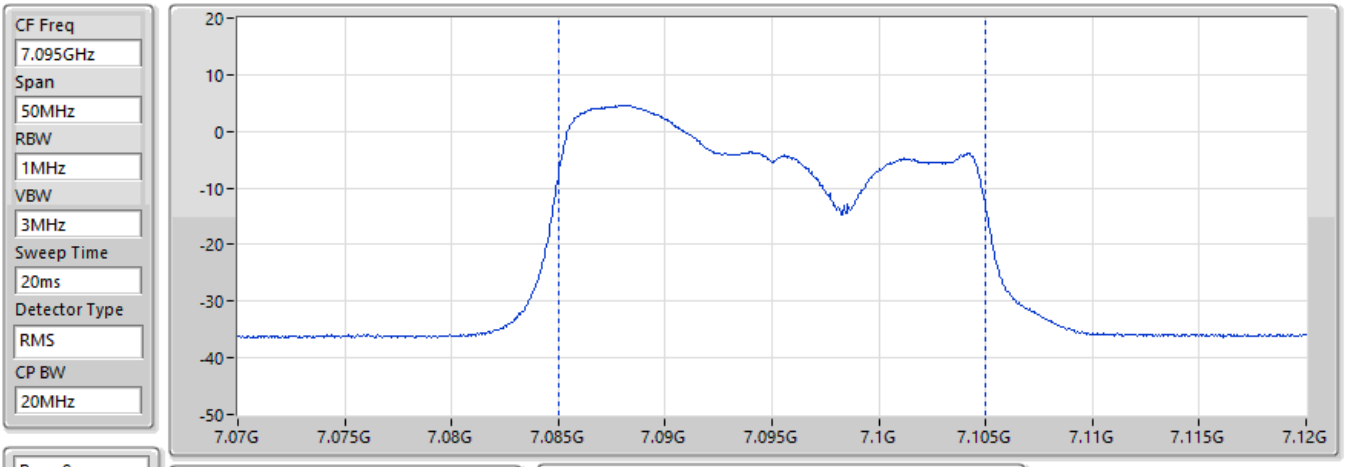

EIRP (dBm)
13.29

EIRP=Pr+Lp [Lp Free Space Path Loss]
Pr=Pmeas-Gr+Lc-Gamp

Pmeas	Gr (dBi)	Lc (dB)	Gamp (dB)	Lp (dB)
-7.54	11.51	8.42	35.14	59.06

EIRP;Band:7.0G;ax20;BWch:20MHz;Nss:1,(M0);Nant:4;Ch:7115MHz;TX

CF Freq	7.115GHz
Span	50MHz
RBW	1MHz
VBW	3MHz
Sweep Time	20ms
Detector Type	RMS
CP BW	20MHz

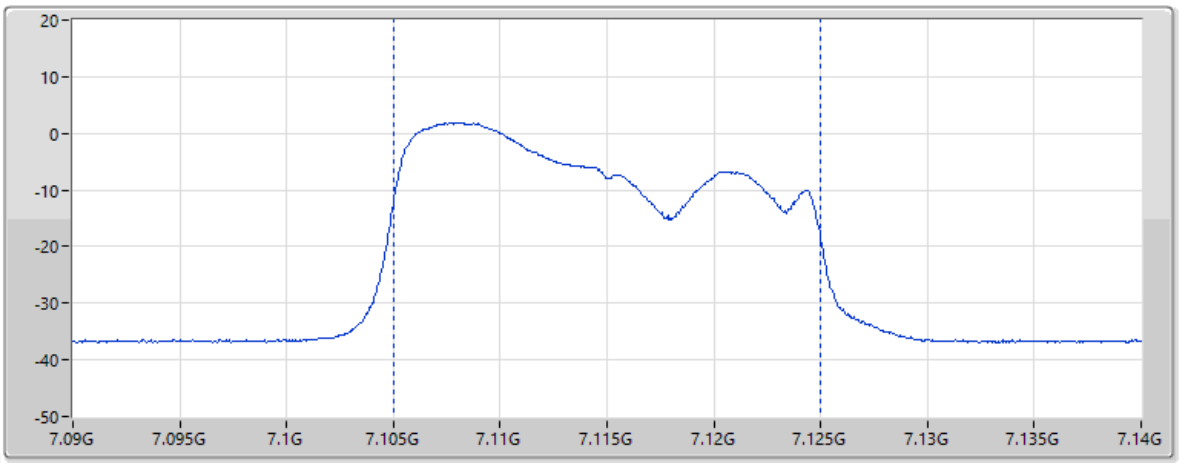

Page 9

EIRP (dBm)
10.69

EIRP=Pr+Lp [Lp Free Space Path Loss]
Pr=Pmeas-Gr+Lc-Gamp

Pmeas	Gr (dBi)	Lc (dB)	Gamp (dB)	Lp (dB)
-10.22	11.47	8.43	35.14	59.09

EIRP;Band:6.2G;ax40;BWch:40MHz;Nss:1,(M0);Nant:4;Ch:5965MHz;TX

CF Freq	5.965GHz
Span	100MHz
RBW	1MHz
VBW	3MHz
Sweep Time	20ms
Detector Type	RMS
CP BW	40MHz

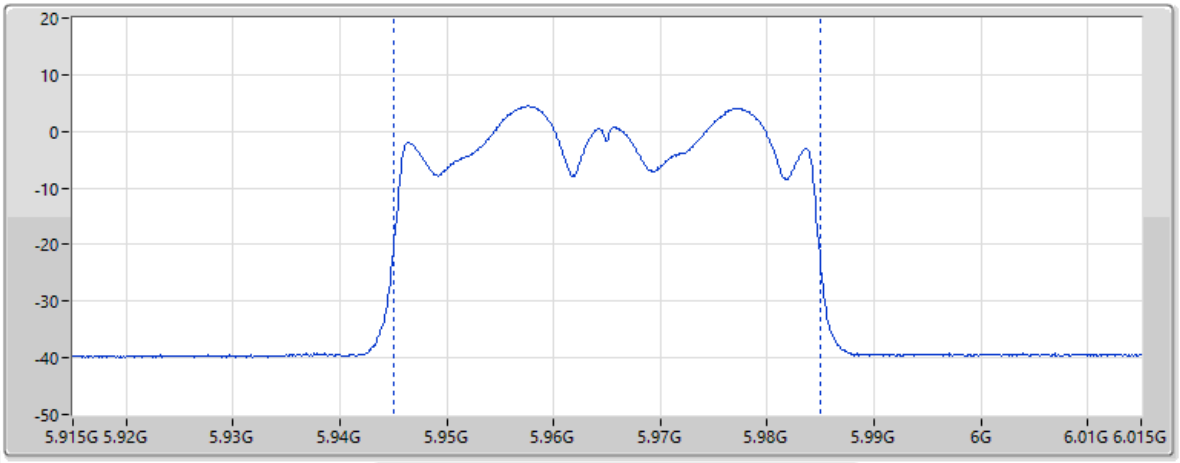

Page 10

EIRP (dBm)
16.67

EIRP=Pr+Lp [Lp Free Space Path Loss]
Pr=Pmeas-Gr+Lc-Gamp

Pmeas	Gr (dBi)	Lc (dB)	Gamp (dB)	Lp (dB)
-2.22	11.13	7.66	35.19	57.55

EIRP;Band:6.2G;ax40;BWch:40MHz;Nss:1,(M0);Nant:4;Ch:6205MHz;TX

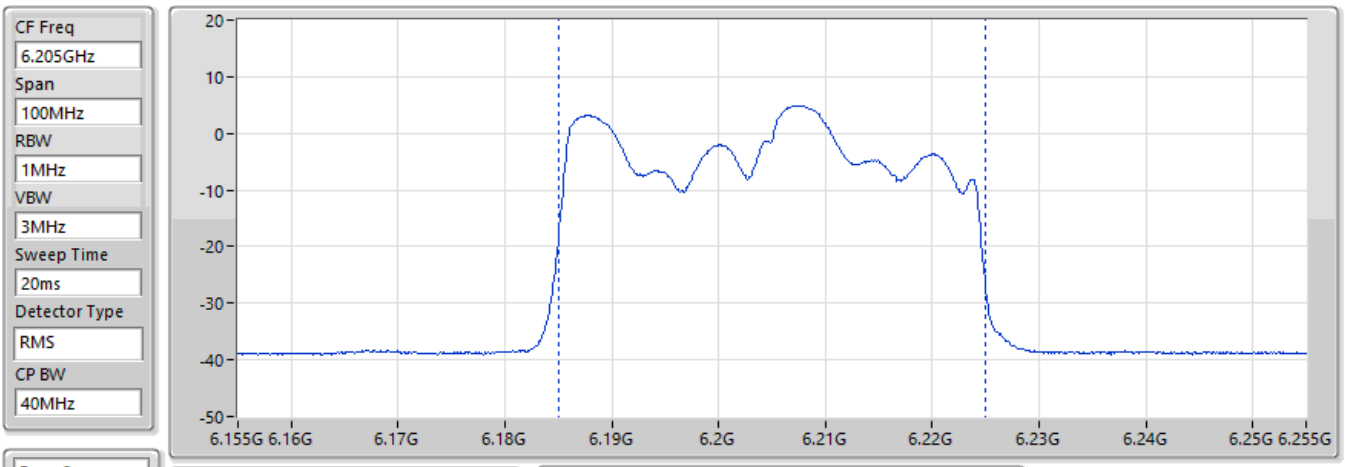

EIRP (dBm)
15.86

EIRP=Pr+Lp [Lp Free Space Path Loss]
Pr=Pmeas-Gr+Lc-Gamp

Pmeas	Gr (dBi)	Lc (dB)	Gamp (dB)	Lp (dB)
-3.65	11.11	7.92	35.20	57.90

EIRP;Band:6.2G;ax40;BWch:40MHz;Nss:1,(M0);Nant:4;Ch:6405MHz;TX

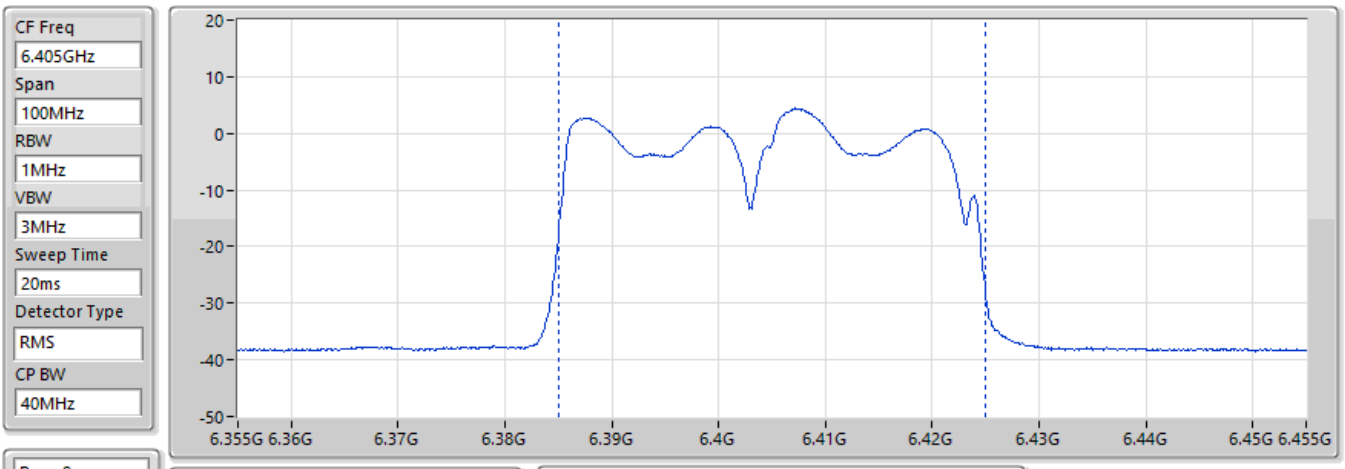

EIRP (dBm)
16.55

EIRP=Pr+Lp [Lp Free Space Path Loss]
Pr=Pmeas-Gr+Lc-Gamp

Pmeas	Gr (dBi)	Lc (dB)	Gamp (dB)	Lp (dB)
-2.76	11.71	8.06	35.21	58.17

EIRP;Band:6.4G;ax40;BWch:40MHz;Nss:1,(M0);Nant:4;Ch:6445MHz;TX

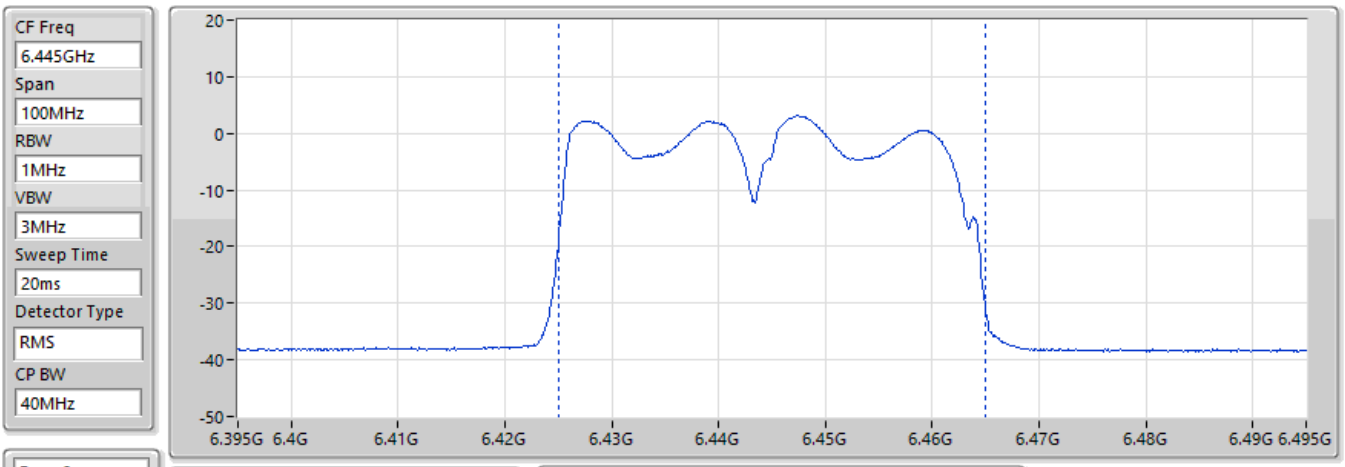

Page 9

EIRP (dBm)
16.18

EIRP=Pr+Lp [Lp Free Space Path Loss]
Pr=Pmeas-Gr+Lc-Gamp

Pmeas	Gr (dBi)	Lc (dB)	Gamp (dB)	Lp (dB)
-3.13	11.79	8.09	35.22	58.23

EIRP;Band:6.4G;ax40;BWch:40MHz;Nss:1,(M0);Nant:4;Ch:6485MHz;TX

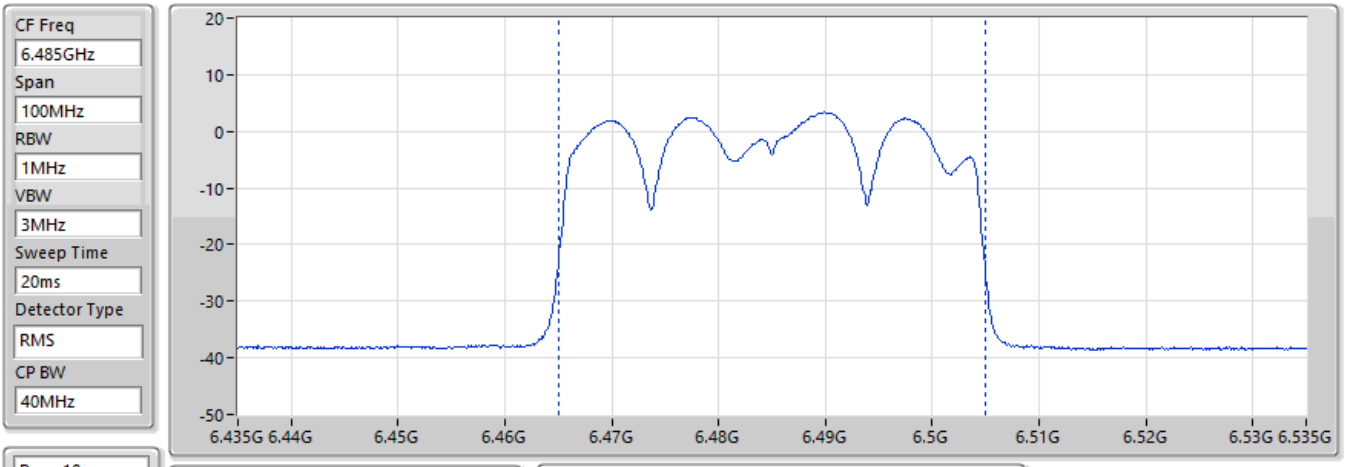

Page 10

EIRP (dBm)
16.53

EIRP=Pr+Lp [Lp Free Space Path Loss]
Pr=Pmeas-Gr+Lc-Gamp

Pmeas	Gr (dBi)	Lc (dB)	Gamp (dB)	Lp (dB)
-2.78	11.87	8.12	35.22	58.28

EIRP;Band:6.4G;ax40;BWch:40MHz;Nss:1,(M0);Nant:4;Ch:6525MHz;TX

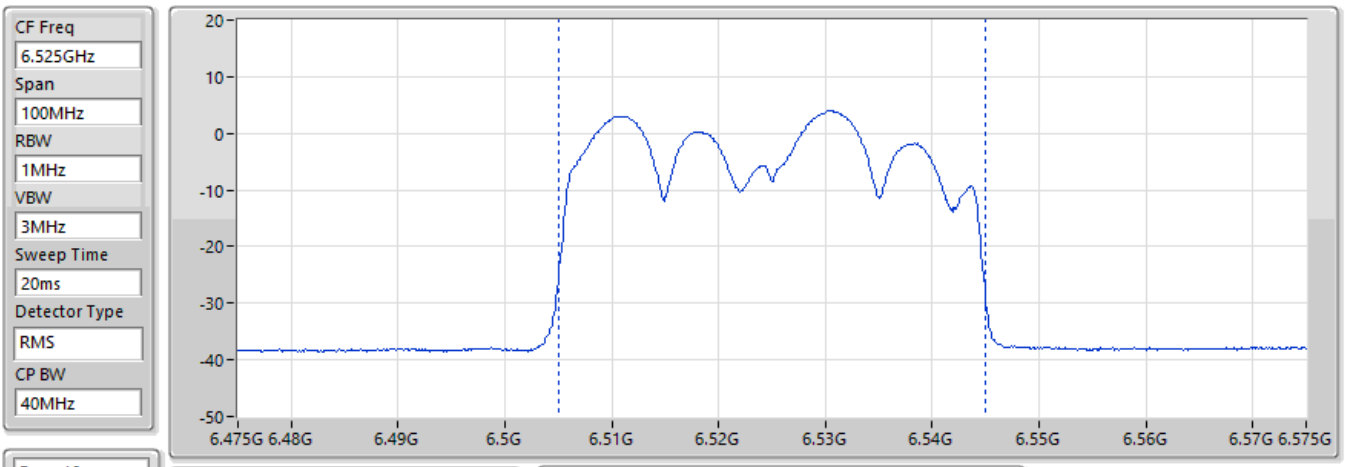

EIRP (dBm)
15.71

EIRP=Pr+Lp [Lp Free Space Path Loss]
Pr=Pmeas-Gr+Lc-Gamp

Pmeas	Gr (dBi)	Lc (dB)	Gamp (dB)	Lp (dB)
-3.69	11.85	8.14	35.22	58.33

EIRP;Band:6.7G;ax40;BWch:40MHz;Nss:1,(M0);Nant:4;Ch:6565MHz;TX

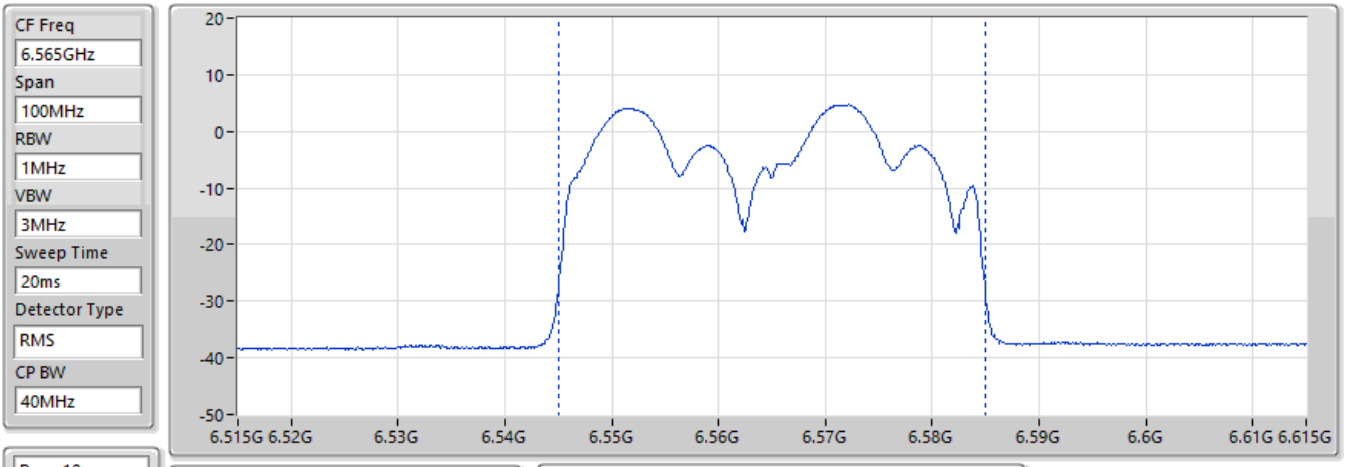

EIRP (dBm)
16.28

EIRP=Pr+Lp [Lp Free Space Path Loss]
Pr=Pmeas-Gr+Lc-Gamp

Pmeas	Gr (dBi)	Lc (dB)	Gamp (dB)	Lp (dB)
-3.33	11.74	8.17	35.21	58.39

EIRP;Band:6.7G;ax40;BWch:40MHz;Nss:1,(M0);Nant:4;Ch:6685MHz;TX

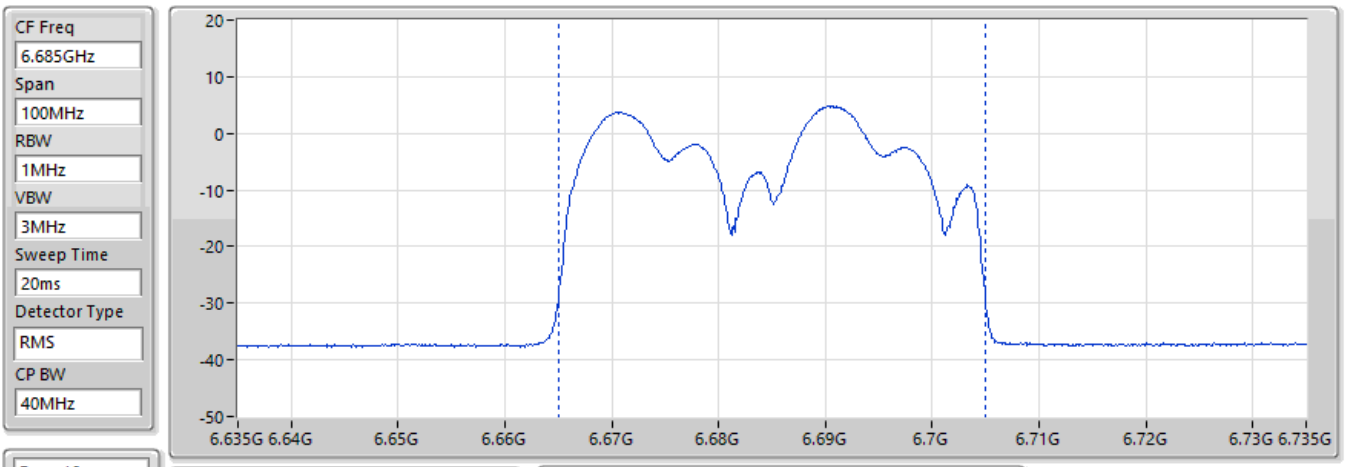

Page 10

EIRP (dBm)
16.11

EIRP=Pr+Lp [Lp Free Space Path Loss]
Pr=Pmeas-Gr+Lc-Gamp

Pmeas	Gr (dBi)	Lc (dB)	Gamp (dB)	Lp (dB)
-3.99	11.50	8.25	35.19	58.54

EIRP;Band:6.7G;ax40;BWch:40MHz;Nss:1,(M0);Nant:4;Ch:6885MHz;TX

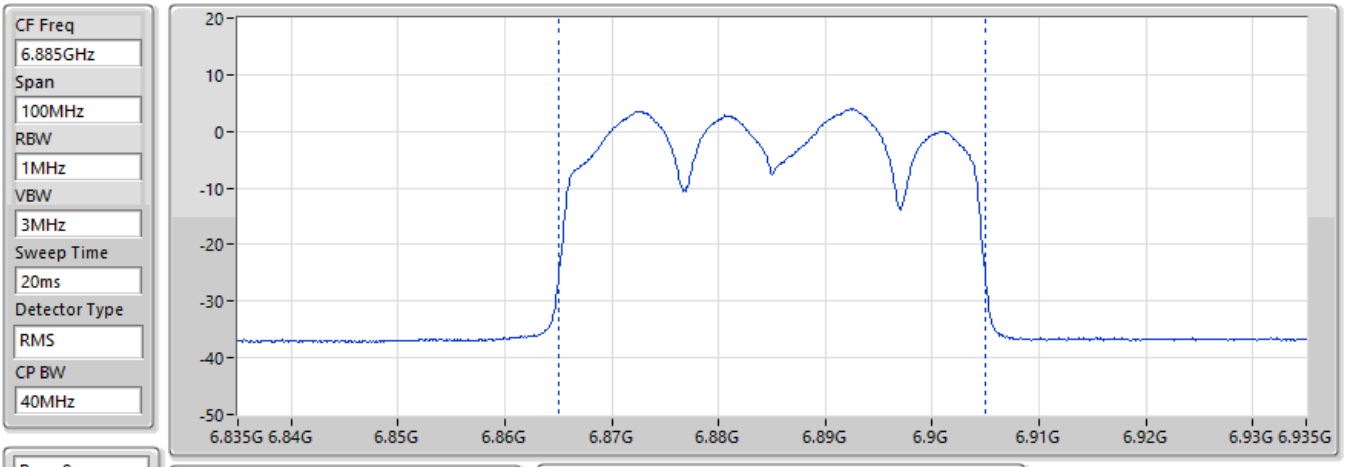

Page 9

EIRP (dBm)
16.76

EIRP=Pr+Lp [Lp Free Space Path Loss]
Pr=Pmeas-Gr+Lc-Gamp

Pmeas	Gr (dBi)	Lc (dB)	Gamp (dB)	Lp (dB)
-3.84	11.40	8.35	35.15	58.80

EIRP;Band:7.0G;ax40;BWch:40MHz;Nss:1,(M0);Nant:4;Ch:6925MHz;TX

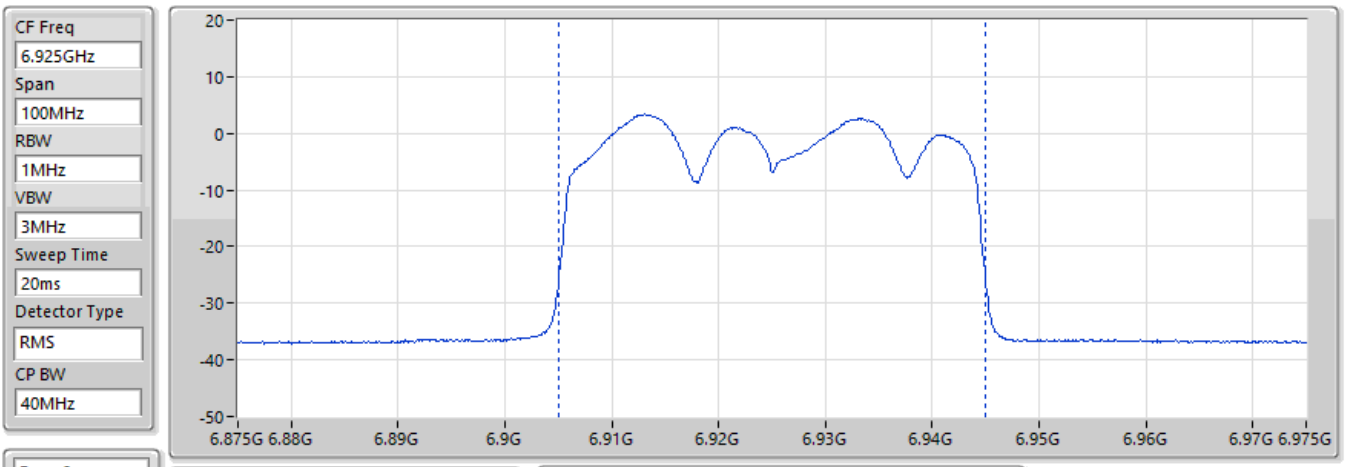

EIRP (dBm)
16.36

EIRP=Pr+Lp [Lp Free Space Path Loss]
Pr=Pmeas-Gr+Lc-Gamp

Pmeas	Gr (dBi)	Lc (dB)	Gamp (dB)	Lp (dB)
-4.32	11.40	8.37	35.14	58.85

EIRP;Band:7.0G;ax40;BWch:40MHz;Nss:1,(M0);Nant:4;Ch:7005MHz;TX

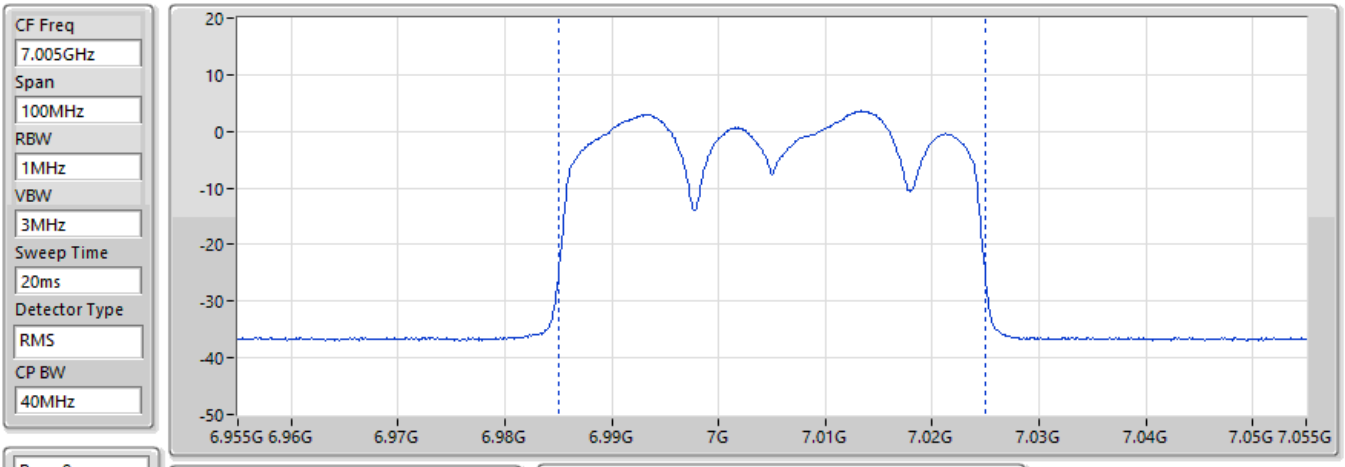

EIRP (dBm)
16.61

EIRP=Pr+Lp [Lp Free Space Path Loss]
Pr=Pmeas-Gr+Lc-Gamp

Pmeas	Gr (dBi)	Lc (dB)	Gamp (dB)	Lp (dB)
-4.10	11.51	8.40	35.13	58.95

EIRP;Band:7.0G;ax40;BWch:40MHz;Nss:1,(M0);Nant:4;Ch:7085MHz;TX

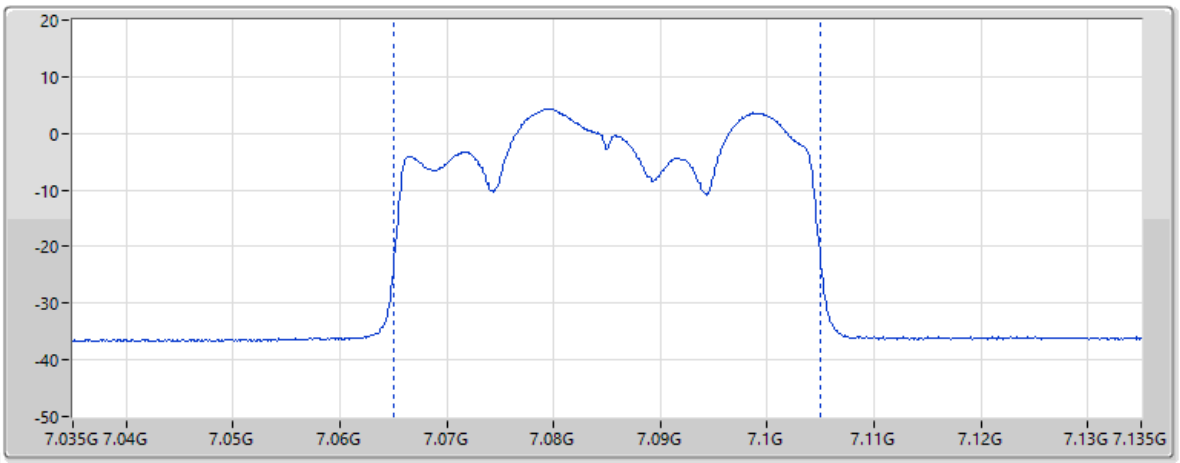

Page 9

EIRP (dBm)
16.5

EIRP=Pr+Lp [Lp Free Space Path Loss]
Pr=Pmeas-Gr+Lc-Gamp

Pmeas	Gr (dBi)	Lc (dB)	Gamp (dB)	Lp (dB)
-4.30	11.53	8.42	35.14	59.05

EIRP;Band:6.2G;ax80;BWch:80MHz;Nss:1,(M0);Nant:4;Ch:5985MHz;TX

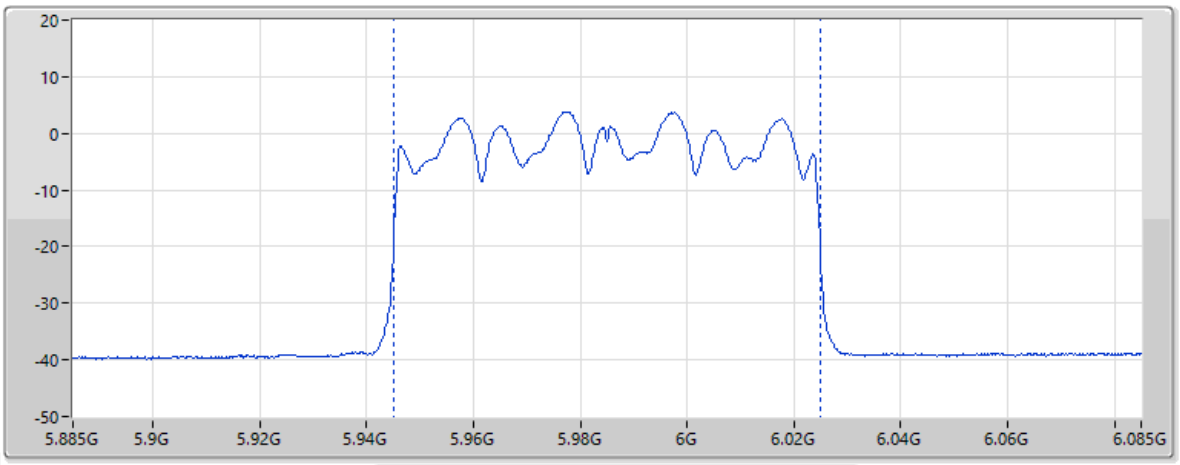

Page 10

EIRP (dBm)
19.29

EIRP=Pr+Lp [Lp Free Space Path Loss]
Pr=Pmeas-Gr+Lc-Gamp

Pmeas	Gr (dBi)	Lc (dB)	Gamp (dB)	Lp (dB)
0.39	11.17	7.68	35.19	57.58

EIRP;Band:6.2G;ax80;BWch:80MHz;Nss:1,(M0);Nant:4;Ch:6225MHz;TX

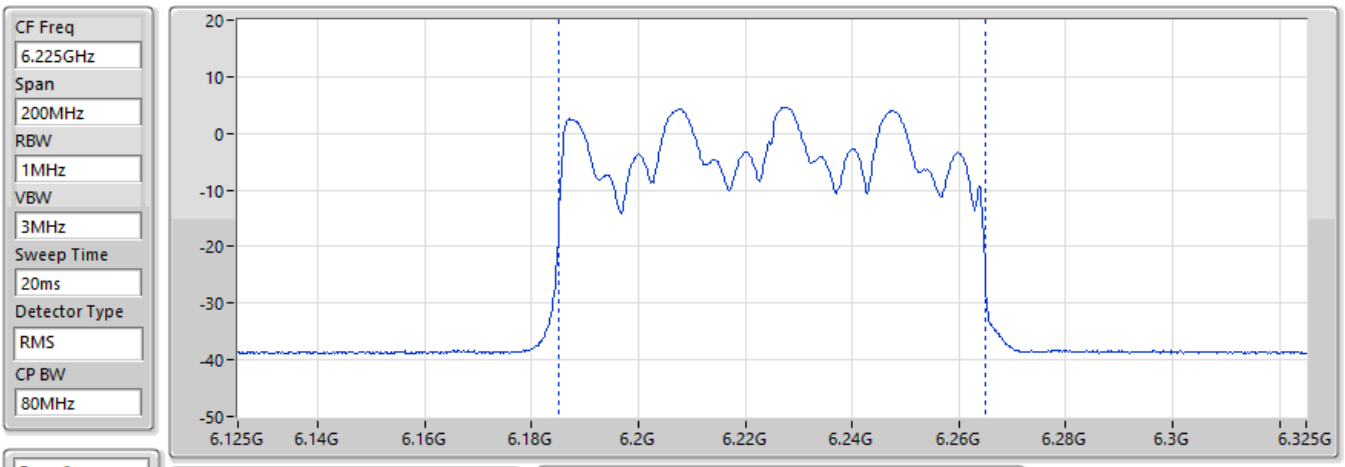

EIRP (dBm)
18.73

EIRP=Pr+Lp [Lp Free Space Path Loss]
Pr=Pmeas-Gr+Lc-Gamp

Pmeas	Gr (dBi)	Lc (dB)	Gamp (dB)	Lp (dB)
-0.79	11.15	7.94	35.20	57.93

EIRP;Band:6.2G;ax80;BWch:80MHz;Nss:1,(M0);Nant:4;Ch:6385MHz;TX

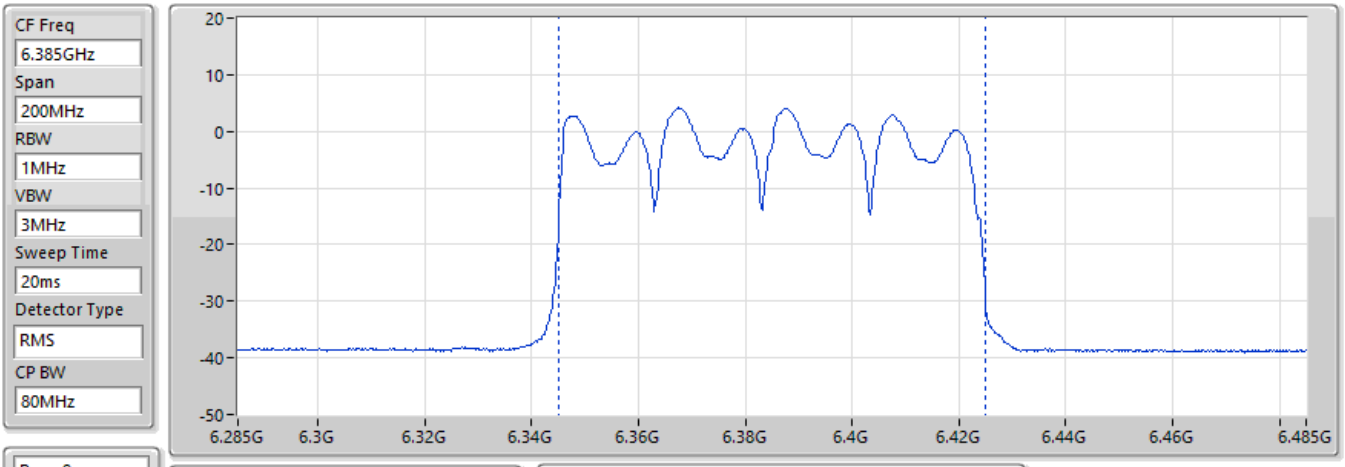

EIRP (dBm)
19.3

EIRP=Pr+Lp [Lp Free Space Path Loss]
Pr=Pmeas-Gr+Lc-Gamp

Pmeas	Gr (dBi)	Lc (dB)	Gamp (dB)	Lp (dB)
-0.02	11.67	8.05	35.21	58.15

EIRP;Band:6.4G;ax80;BWch:80MHz;Nss:1,(M0);Nant:4;Ch:6465MHz;TX

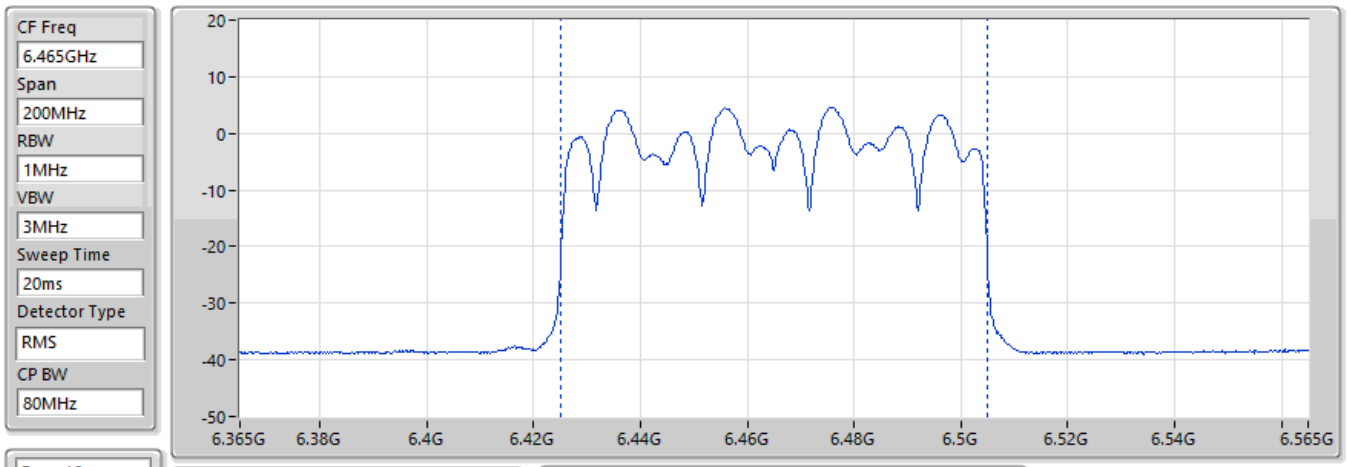

EIRP (dBm)
19.77

EIRP=Pr+Lp [Lp Free Space Path Loss]
Pr=Pmeas-Gr+Lc-Gamp

Pmeas	Gr (dBi)	Lc (dB)	Gamp (dB)	Lp (dB)
0.47	11.83	8.10	35.22	58.25

EIRP;Band:6.4G;ax80;BWch:80MHz;Nss:1,(M0);Nant:4;Ch:6545MHz;TX

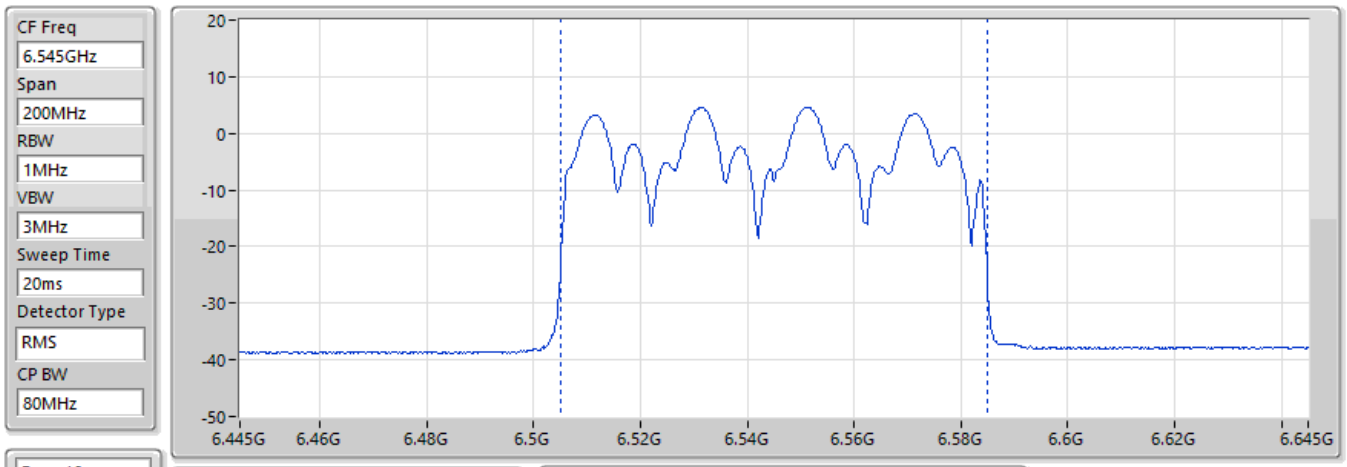

EIRP (dBm)
18.93

EIRP=Pr+Lp [Lp Free Space Path Loss]
Pr=Pmeas-Gr+Lc-Gamp

Pmeas	Gr (dBi)	Lc (dB)	Gamp (dB)	Lp (dB)
-0.56	11.81	8.15	35.21	58.36

EIRP;Band:6.7G;ax80;BWch:80MHz;Nss:1,(M0);Nant:4;Ch:6625MHz;TX

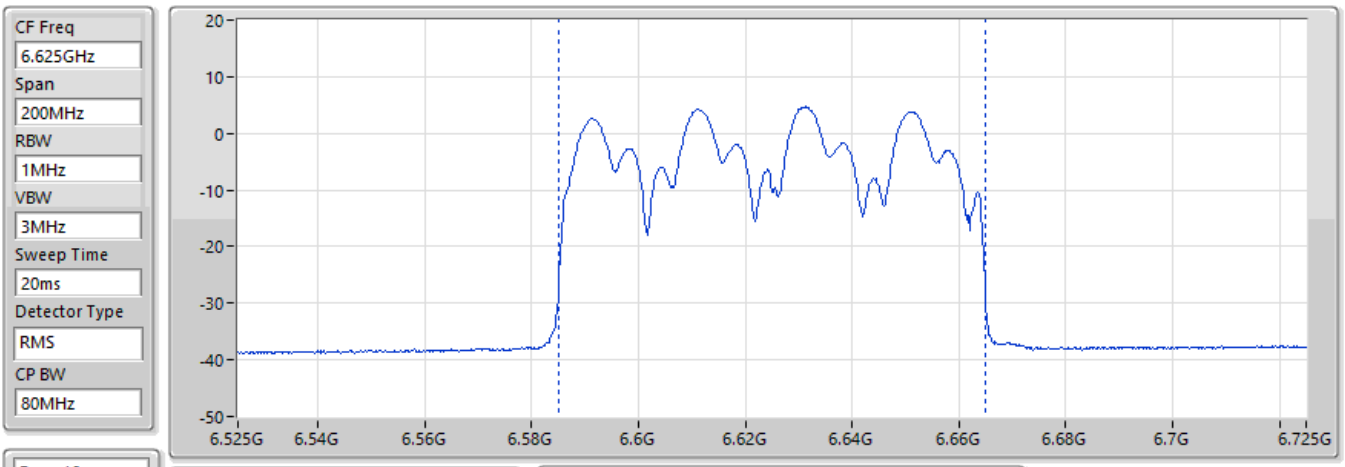

EIRP (dBm)
18.79

EIRP=Pr+Lp [Lp Free Space Path Loss]
Pr=Pmeas-Gr+Lc-Gamp

Pmeas	Gr (dBi)	Lc (dB)	Gamp (dB)	Lp (dB)
-1.14	11.55	8.21	35.20	58.47

EIRP;Band:6.7G;ax80;BWch:80MHz;Nss:1,(M0);Nant:4;Ch:6705MHz;TX

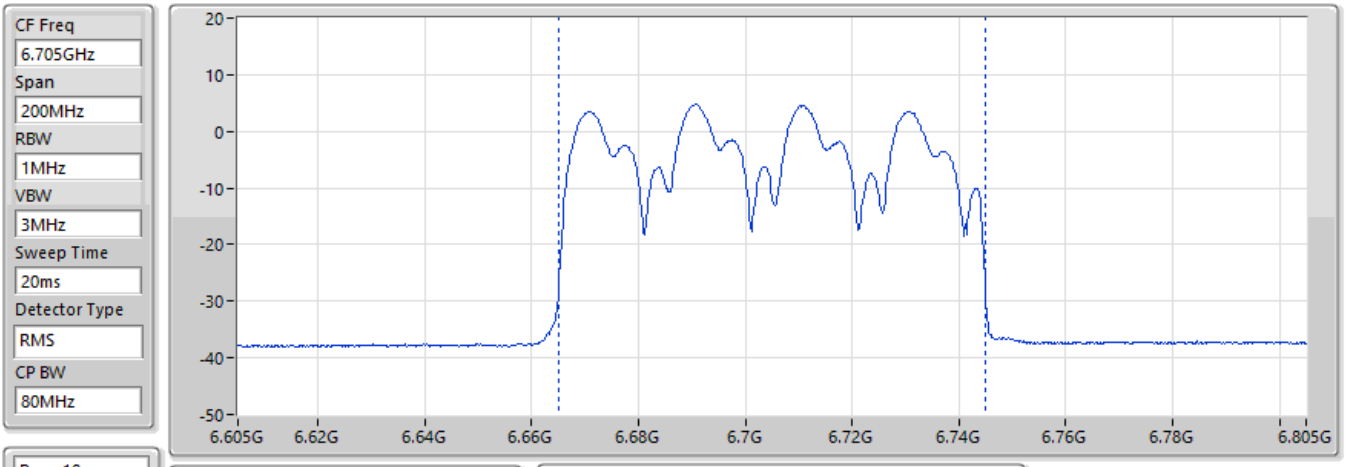

EIRP (dBm)
18.99

EIRP=Pr+Lp [Lp Free Space Path Loss]
Pr=Pmeas-Gr+Lc-Gamp

Pmeas	Gr (dBi)	Lc (dB)	Gamp (dB)	Lp (dB)
-1.17	11.49	8.26	35.18	58.57

EIRP;Band:6.7G;ax80;BWch:80MHz;Nss:1,(M0);Nant:4;Ch:6785MHz;TX

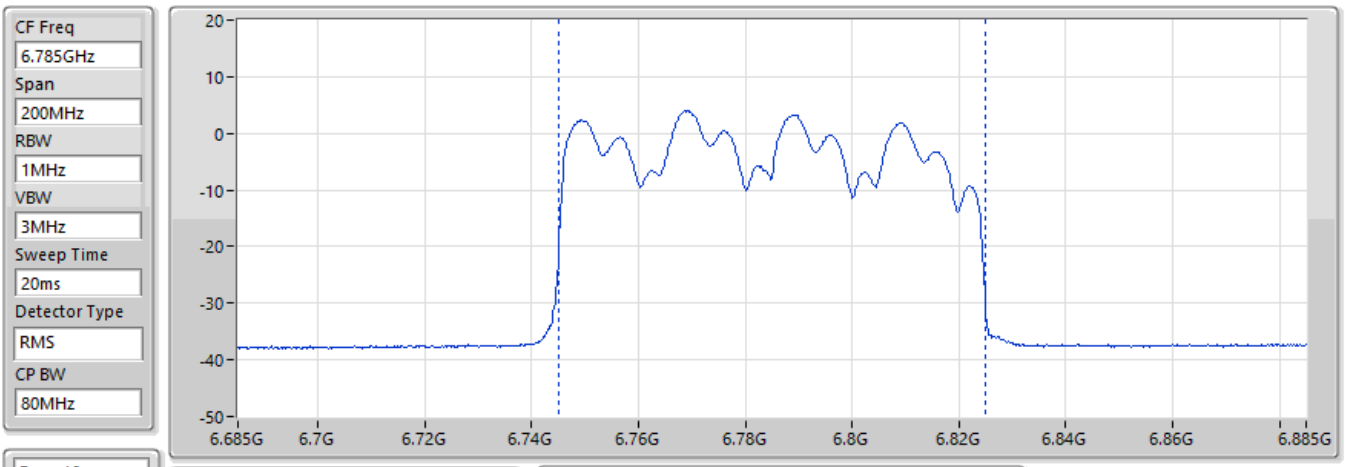

EIRP (dBm)
18.61

EIRP=Pr+Lp [Lp Free Space Path Loss]
Pr=Pmeas-Gr+Lc-Gamp

Pmeas	Gr (dBi)	Lc (dB)	Gamp (dB)	Lp (dB)
-1.87	11.33	8.31	35.17	58.67

EIRP;Band:6.7G;ax80;BWch:80MHz;Nss:1,(M0);Nant:4;Ch:6865MHz;TX

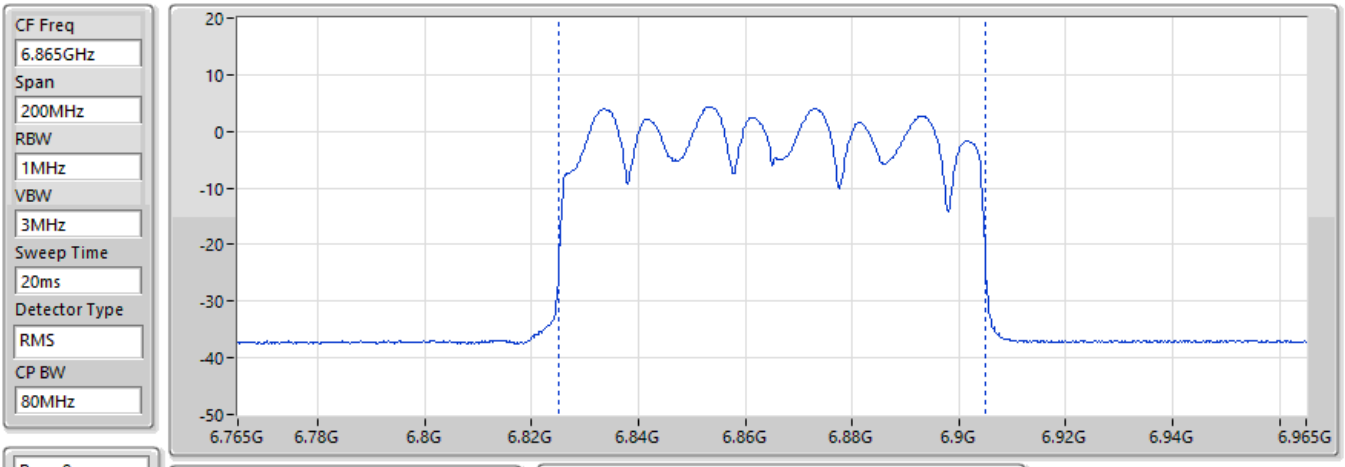

EIRP (dBm)
20.03

EIRP=Pr+Lp [Lp Free Space Path Loss]
Pr=Pmeas-Gr+Lc-Gamp

Pmeas	Gr (dBi)	Lc (dB)	Gamp (dB)	Lp (dB)
-0.55	11.40	8.35	35.15	58.78

EIRP;Band:7.0G;ax80;BWch:80MHz;Nss:1,(M0);Nant:4;Ch:6945MHz;TX

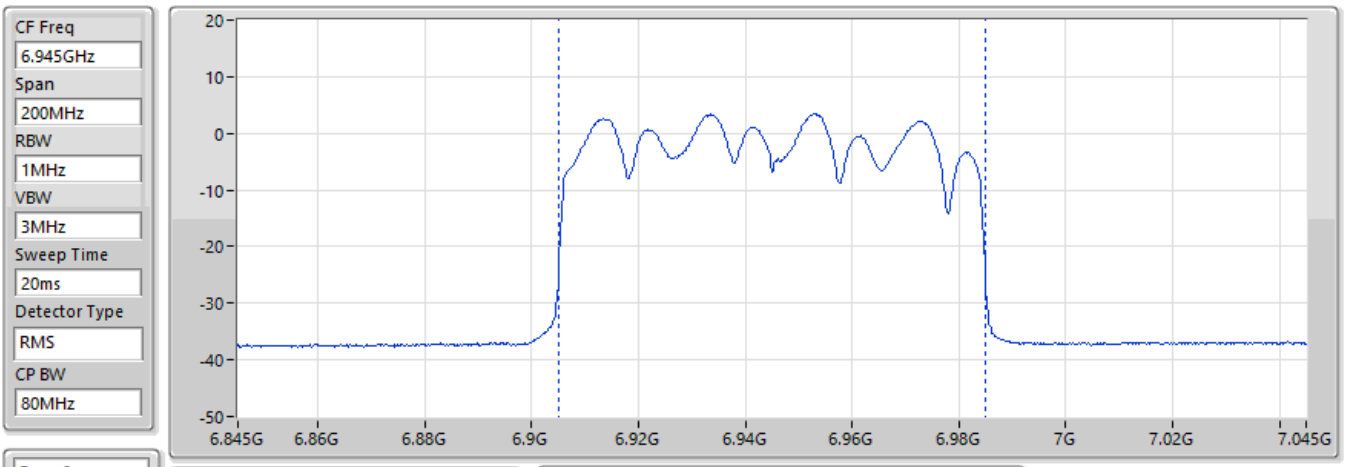

EIRP (dBm)
19.25

EIRP=Pr+Lp [Lp Free Space Path Loss]
Pr=Pmeas-Gr+Lc-Gamp

Pmeas	Gr (dBi)	Lc (dB)	Gamp (dB)	Lp (dB)
-1.47	11.40	8.38	35.14	58.88

EIRP;Band:7.0G;ax80;BWch:80MHz;Nss:1,(M0);Nant:4;Ch:7025MHz;TX

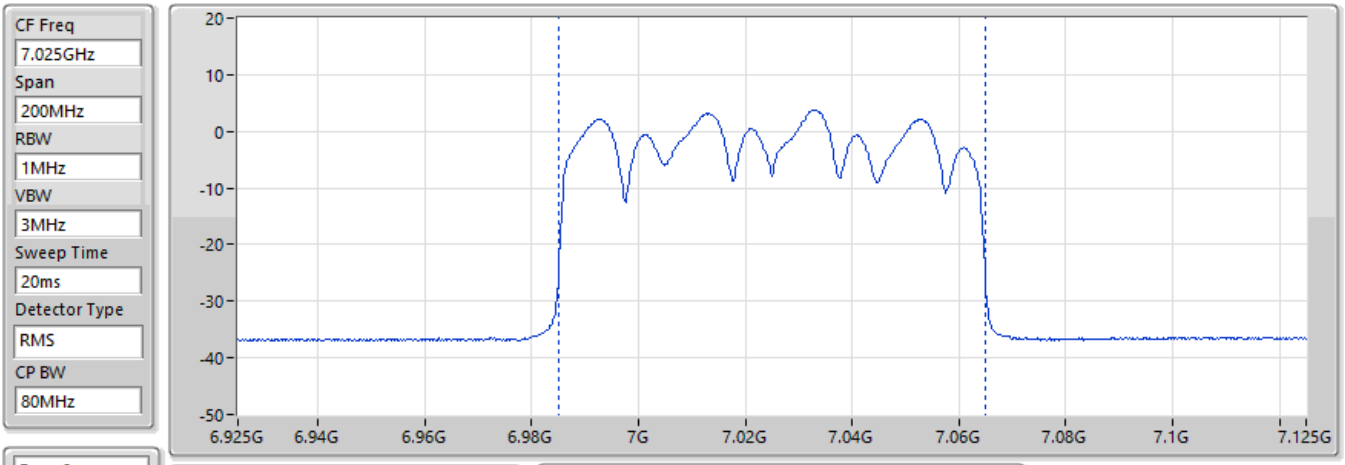

EIRP (dBm)
19.09

EIRP=Pr+Lp [Lp Free Space Path Loss]
Pr=Pmeas-Gr+Lc-Gamp

Pmeas	Gr (dBi)	Lc (dB)	Gamp (dB)	Lp (dB)
-1.62	11.55	8.41	35.13	58.98

EIRP;Band:6.2G;ax160;BWch:160MHz;Nss:1,(M0);Nant:4;Ch:6025MHz;TX

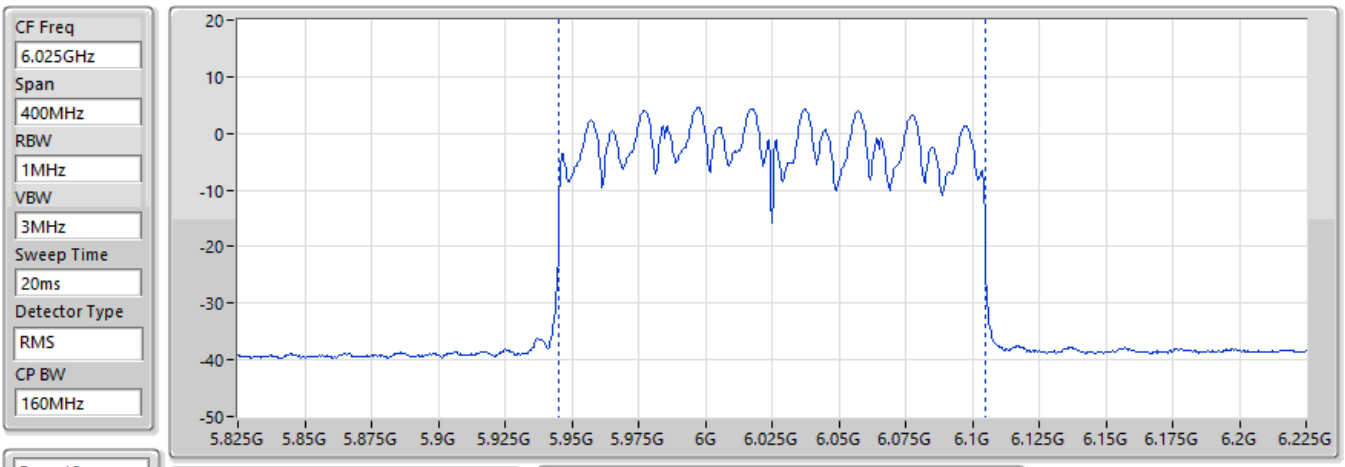

EIRP (dBm)
22.36

EIRP=Pr+Lp [Lp Free Space Path Loss]
Pr=Pmeas-Gr+Lc-Gamp

Pmeas	Gr (dBi)	Lc (dB)	Gamp (dB)	Lp (dB)
3.39	11.20	7.72	35.19	57.64

EIRP;Band:6.2G;ax160;BWch:160MHz;Nss:1,(M0);Nant:4;Ch:6185MHz;TX

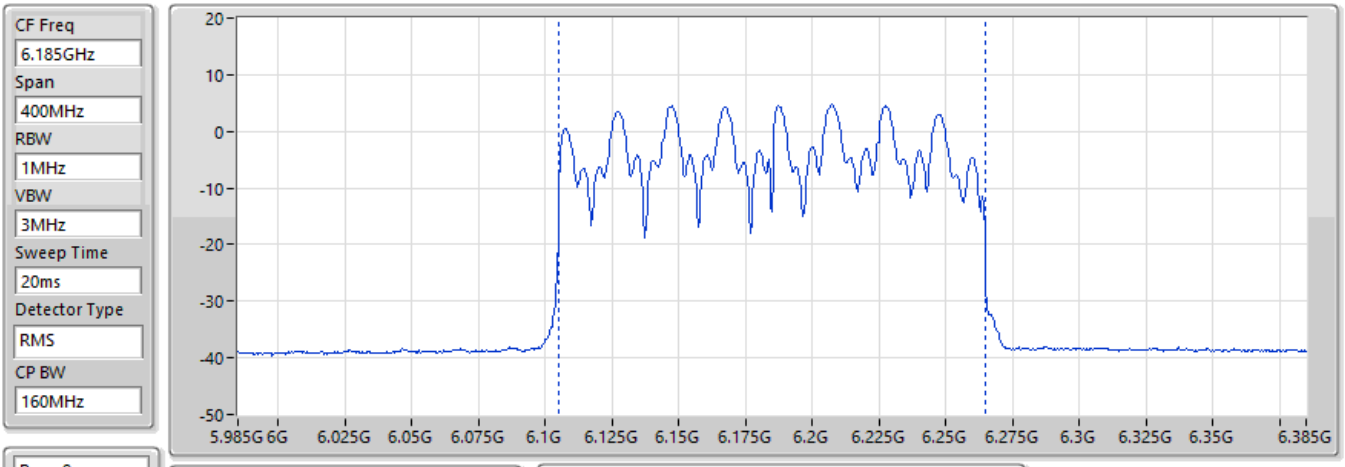

EIRP (dBm)
21.58

EIRP=Pr+Lp [Lp Free Space Path Loss]
Pr=Pmeas-Gr+Lc-Gamp

Pmeas	Gr (dBi)	Lc (dB)	Gamp (dB)	Lp (dB)
2.11	11.10	7.90	35.20	57.87

EIRP;Band:6.2G;ax160;BWch:160MHz;Nss:1,(M0);Nant:4;Ch:6345MHz;TX

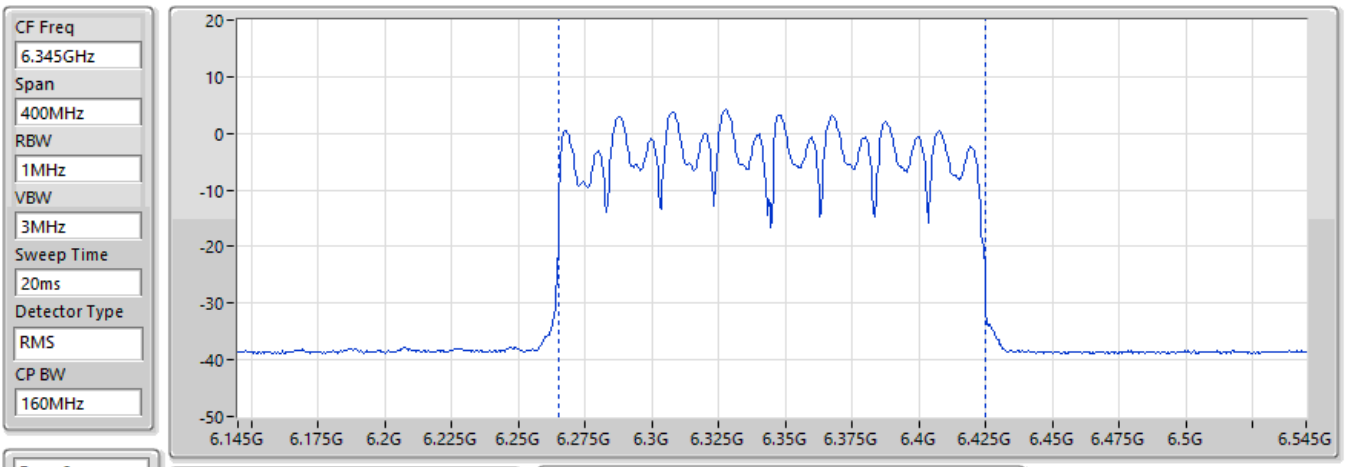

EIRP (dBm)
21.3

EIRP=Pr+Lp [Lp Free Space Path Loss]
Pr=Pmeas-Gr+Lc-Gamp

Pmeas	Gr (dBi)	Lc (dB)	Gamp (dB)	Lp (dB)
1.98	11.58	8.02	35.21	58.09

EIRP;Band:6.4G;ax160;BWch:160MHz;Nss:1,(M0);Nant:4;Ch:6505MHz;TX

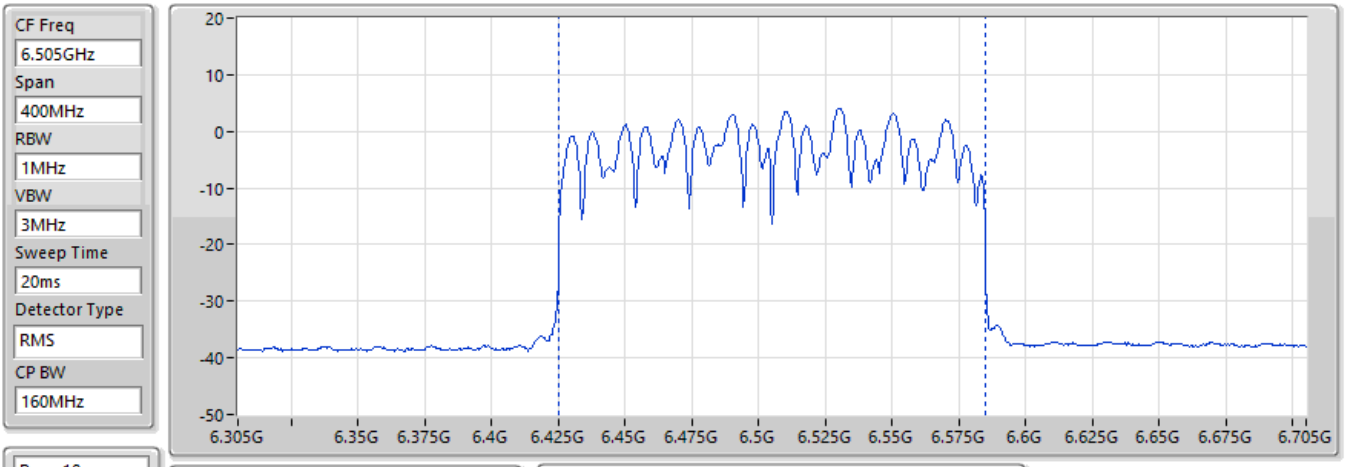

EIRP (dBm)
21.48

EIRP=Pr+Lp [Lp Free Space Path Loss]
Pr=Pmeas-Gr+Lc-Gamp

Pmeas	Gr (dBi)	Lc (dB)	Gamp (dB)	Lp (dB)
2.15	11.89	8.13	35.22	58.31

EIRP;Band:6.7G;ax160;BWch:160MHz;Nss:1,(M0);Nant:4;Ch:6665MHz;TX

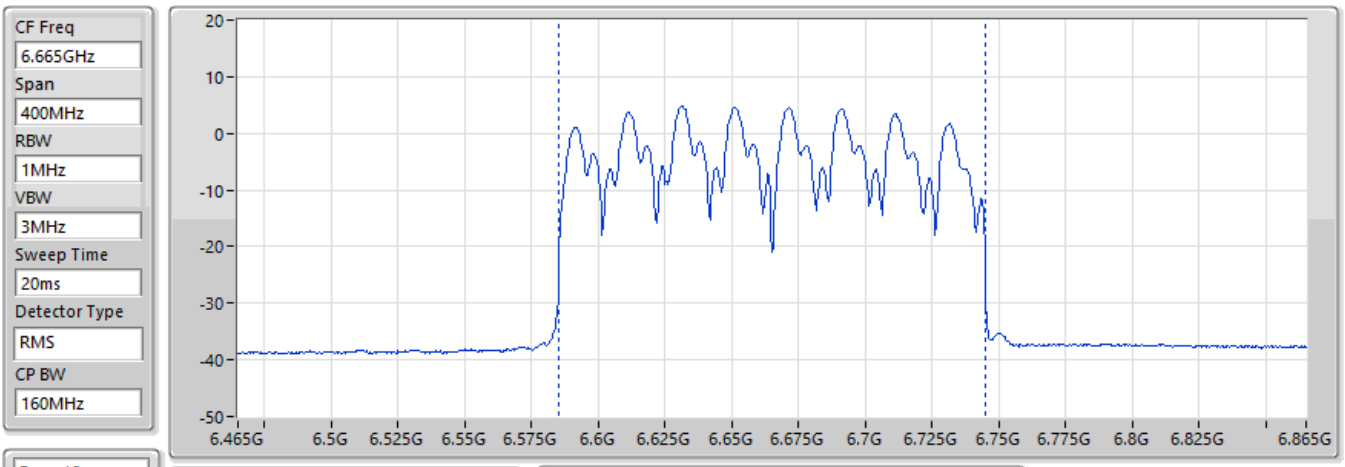

Page 10

EIRP (dBm)
21.69

EIRP=Pr+Lp [Lp Free Space Path Loss]
Pr=Pmeas-Gr+Lc-Gamp

Pmeas	Gr (dBi)	Lc (dB)	Gamp (dB)	Lp (dB)
1.63	11.50	8.23	35.19	58.52

EIRP;Band:6.7G;ax160;BWch:160MHz;Nss:1,(M0);Nant:4;Ch:6825MHz;TX

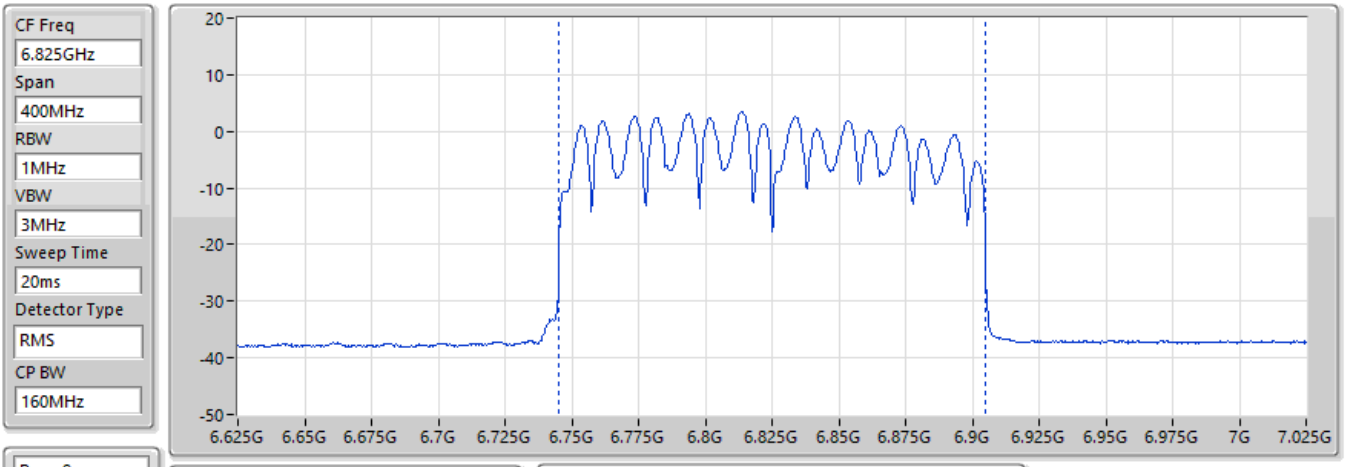

Page 9

EIRP (dBm)
21.51

EIRP=Pr+Lp [Lp Free Space Path Loss]
Pr=Pmeas-Gr+Lc-Gamp

Pmeas	Gr (dBi)	Lc (dB)	Gamp (dB)	Lp (dB)
0.97	11.35	8.33	35.16	58.72

EIRP;Band:7.0G;ax160;BWch:160MHz;Nss:1,(M0);Nant:4;Ch:6985MHz;TX

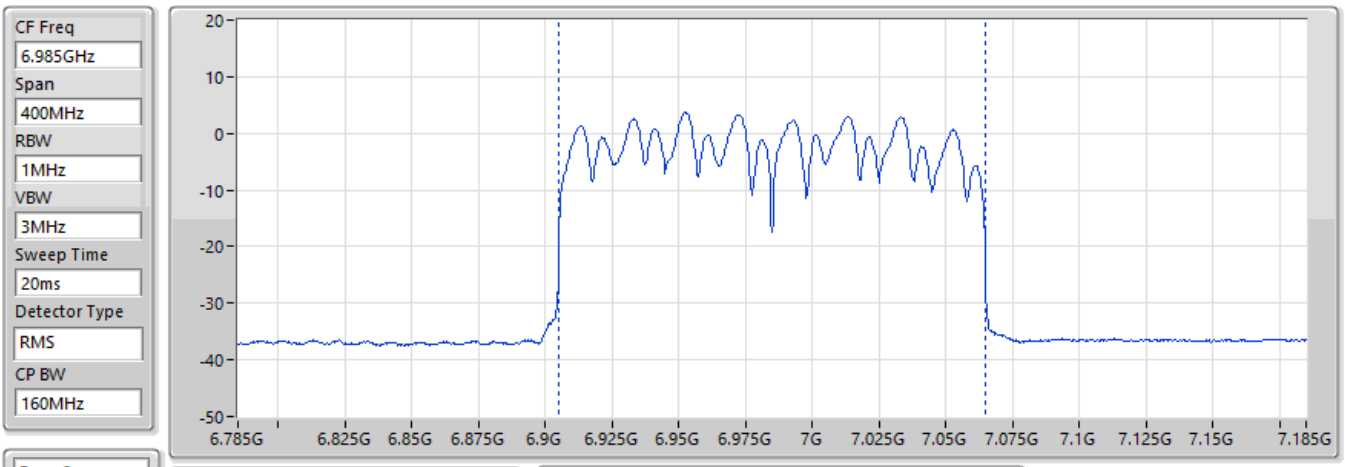

EIRP (dBm)
21.86

EIRP=Pr+Lp [Lp Free Space Path Loss]
Pr=Pmeas-Gr+Lc-Gamp

Pmeas	Gr (dBi)	Lc (dB)	Gamp (dB)	Lp (dB)
1.14	11.47	8.39	35.13	58.93

EIRP;Band:6.2G;ax20,BF;BWch:20MHz;Nss:1,(M4);Nant:4;Ch:5955MHz;TX

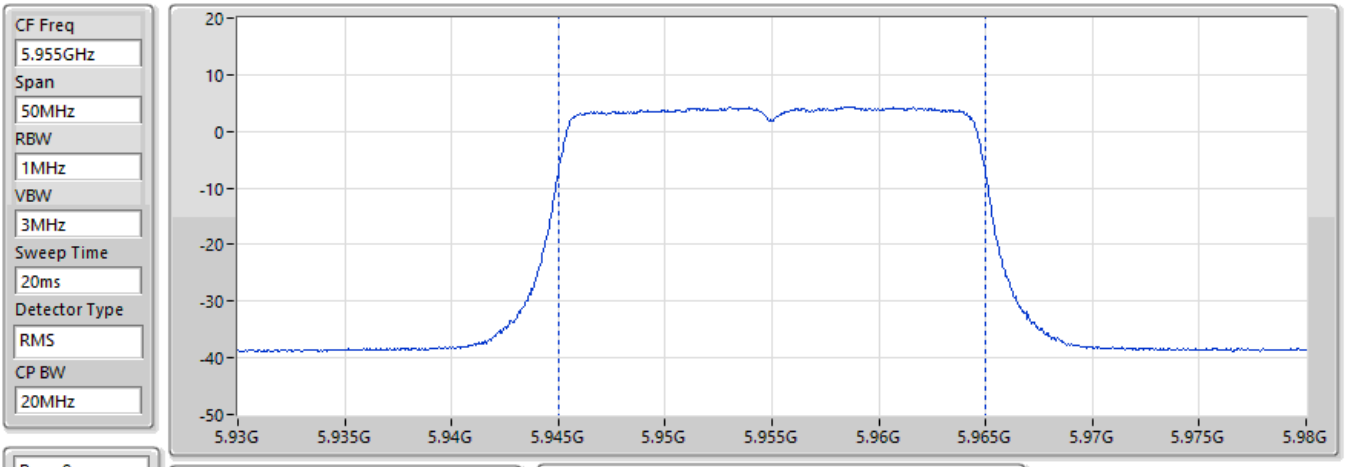

EIRP (dBm)
17.65

EIRP=Pr+Lp [Lp Free Space Path Loss]
Pr=Pmeas-Gr+Lc-Gamp

Pmeas	Gr (dBi)	Lc (dB)	Gamp (dB)	Lp (dB)
-1.71	11.11	8.12	35.19	57.54

EIRP;Band:6.2G;ax20,BF;BWch:20MHz;Nss:1,(M4);Nant:4;Ch:6195MHz;TX

CF Freq	6.195GHz
Span	50MHz
RBW	1MHz
VBW	3MHz
Sweep Time	20ms
Detector Type	RMS
CP BW	20MHz

Page 9

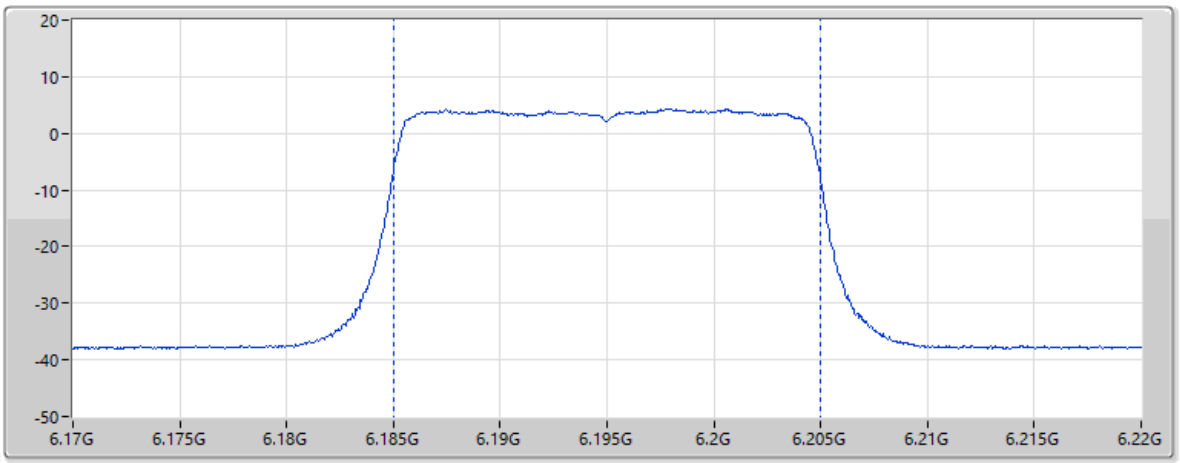

EIRP (dBm)
17.56

EIRP=Pr+Lp [Lp Free Space Path Loss]
Pr=Pmeas-Gr+Lc-Gamp

Pmeas	Gr (dBi)	Lc (dB)	Gamp (dB)	Lp (dB)
-2.48	11.10	8.46	35.20	57.88

EIRP;Band:6.2G;ax20,BF;BWch:20MHz;Nss:1,(M4);Nant:4;Ch:6415MHz;TX

CF Freq	6.415GHz
Span	50MHz
RBW	1MHz
VBW	3MHz
Sweep Time	20ms
Detector Type	RMS
CP BW	20MHz

Page 9

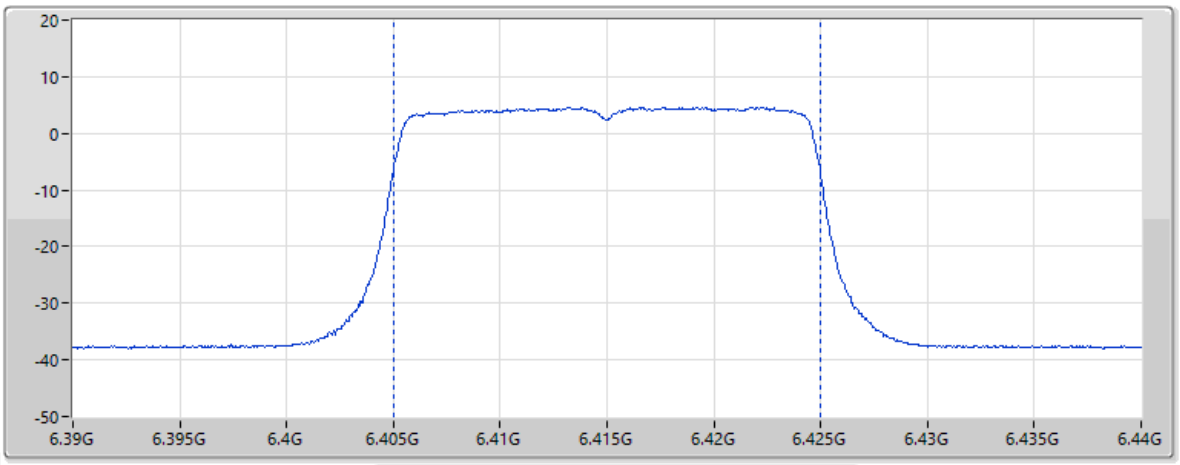

EIRP (dBm)
18

EIRP=Pr+Lp [Lp Free Space Path Loss]
Pr=Pmeas-Gr+Lc-Gamp

Pmeas	Gr (dBi)	Lc (dB)	Gamp (dB)	Lp (dB)
-2.03	11.73	8.78	35.21	58.19

EIRP;Band:6.4G;ax20,BF;BWch:20MHz;Nss:1,(M4);Nant:4;Ch:6435MHz;TX

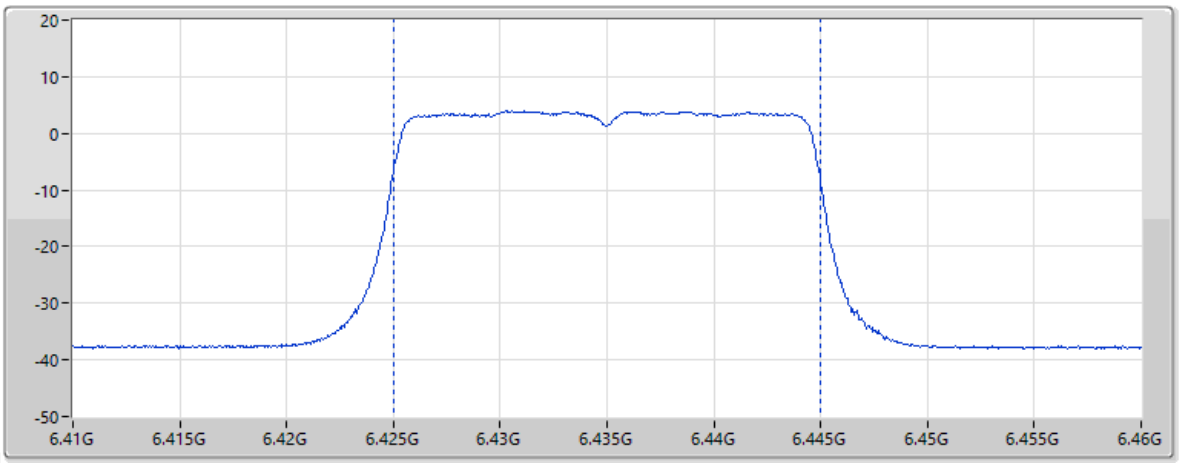

EIRP (dBm)
17.32

EIRP=Pr+Lp [Lp Free Space Path Loss]
Pr=Pmeas-Gr+Lc-Gamp

Pmeas	Gr (dBi)	Lc (dB)	Gamp (dB)	Lp (dB)
-2.69	11.77	8.79	35.22	58.21

EIRP;Band:6.4G;ax20,BF;BWch:20MHz;Nss:1,(M4);Nant:4;Ch:6475MHz;TX

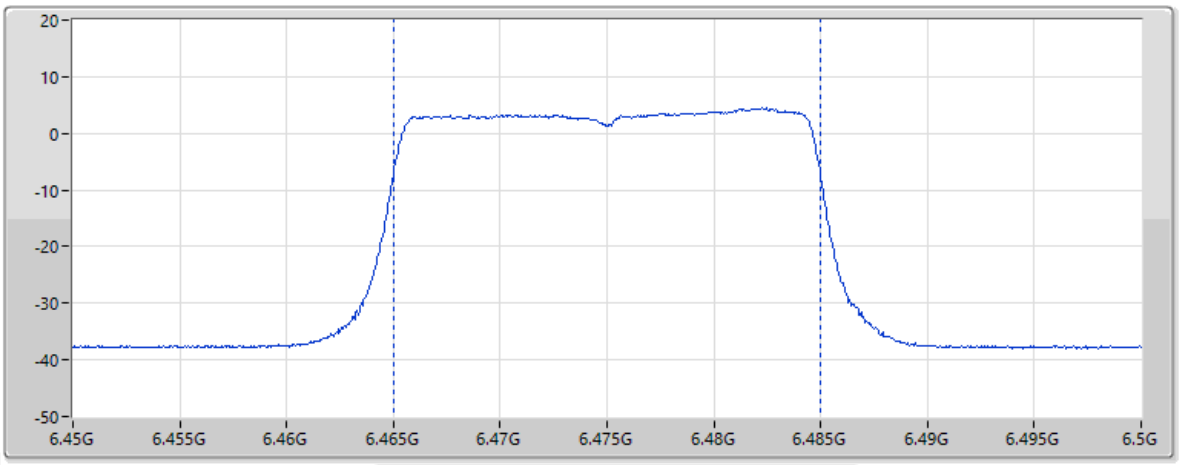

EIRP (dBm)
17.2

EIRP=Pr+Lp [Lp Free Space Path Loss]
Pr=Pmeas-Gr+Lc-Gamp

Pmeas	Gr (dBi)	Lc (dB)	Gamp (dB)	Lp (dB)
-2.82	11.85	8.82	35.22	58.27

EIRP;Band:6.4G;ax20,BF;BWch:20MHz;Nss:1,(M4);Nant:4;Ch:6515MHz;TX

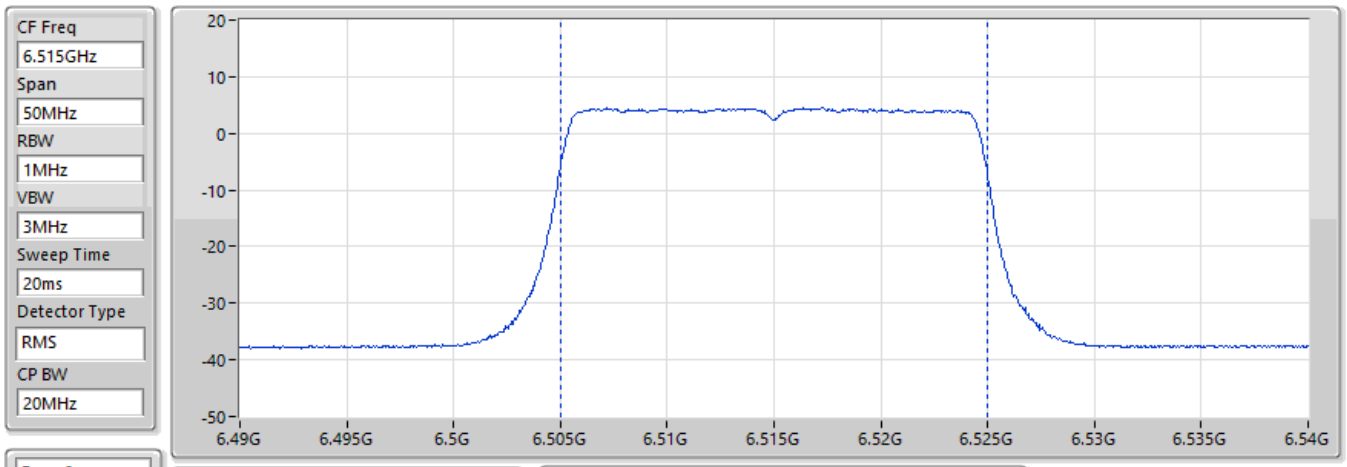

EIRP (dBm)
17.99

EIRP=Pr+Lp [Lp Free Space Path Loss]
Pr=Pmeas-Gr+Lc-Gamp

Pmeas	Gr (dBi)	Lc (dB)	Gamp (dB)	Lp (dB)
-2.09	11.87	8.85	35.22	58.32

EIRP;Band:6.7G;ax20,BF;BWch:20MHz;Nss:1,(M4);Nant:4;Ch:6535MHz;TX

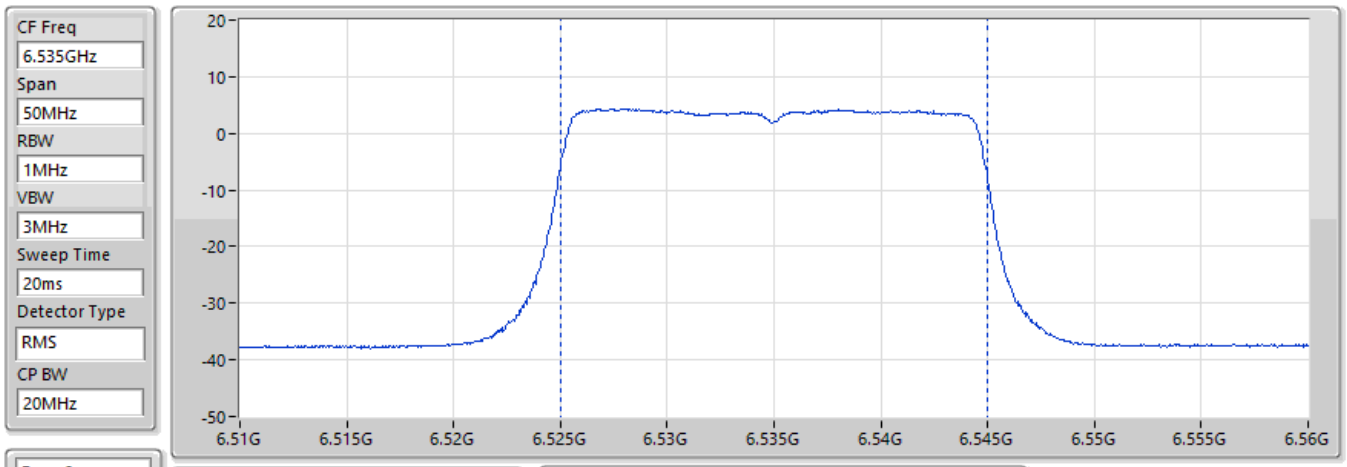

EIRP (dBm)
17.67

EIRP=Pr+Lp [Lp Free Space Path Loss]
Pr=Pmeas-Gr+Lc-Gamp

Pmeas	Gr (dBi)	Lc (dB)	Gamp (dB)	Lp (dB)
-2.50	11.83	8.86	35.21	58.35

EIRP;Band:6.7G;ax20,BF;BWch:20MHz;Nss:1,(M4);Nant:4;Ch:6695MHz;TX

CF Freq	6.695GHz
Span	50MHz
RBW	1MHz
VBW	3MHz
Sweep Time	20ms
Detector Type	RMS
CP BW	20MHz

Page 9

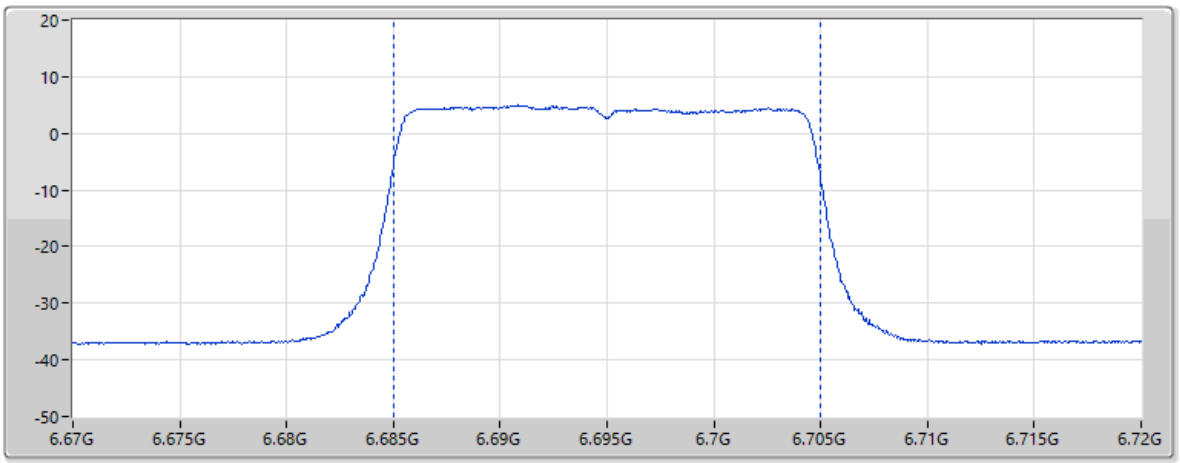

EIRP (dBm)
18.18

EIRP=Pr+Lp [Lp Free Space Path Loss]
Pr=Pmeas-Gr+Lc-Gamp

Pmeas	Gr (dBi)	Lc (dB)	Gamp (dB)	Lp (dB)
-2.66	11.50	8.96	35.18	58.56

EIRP;Band:6.7G;ax20,BF;BWch:20MHz;Nss:1,(M4);Nant:4;Ch:6875MHz;TX

CF Freq	6.875GHz
Span	50MHz
RBW	1MHz
VBW	3MHz
Sweep Time	20ms
Detector Type	RMS
CP BW	20MHz

Page 9

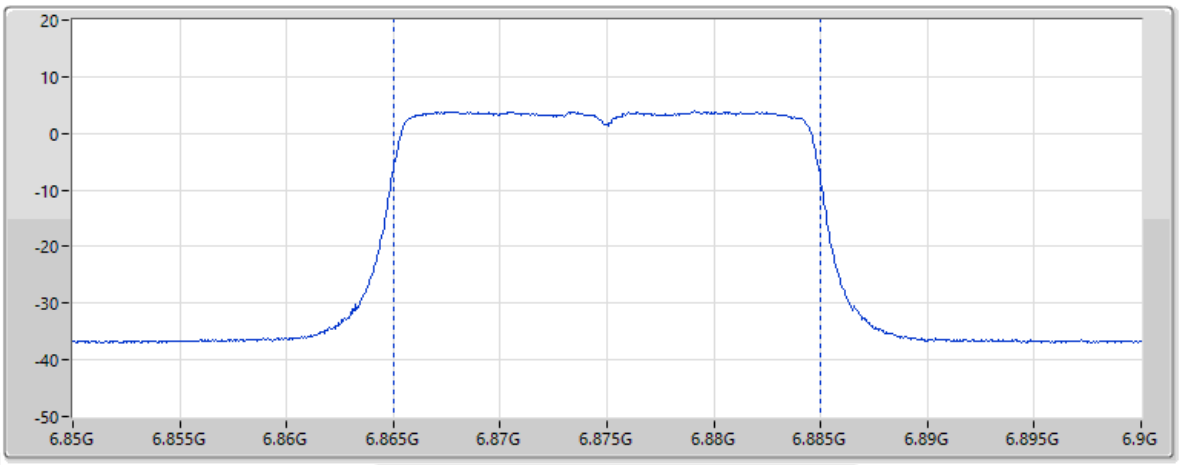

EIRP (dBm)
17.35

EIRP=Pr+Lp [Lp Free Space Path Loss]
Pr=Pmeas-Gr+Lc-Gamp

Pmeas	Gr (dBi)	Lc (dB)	Gamp (dB)	Lp (dB)
-3.67	11.40	8.78	35.15	58.79

EIRP;Band:7.0G;ax20,BF;BWch:20MHz;Nss:1,(M4);Nant:4;Ch:6895MHz;TX

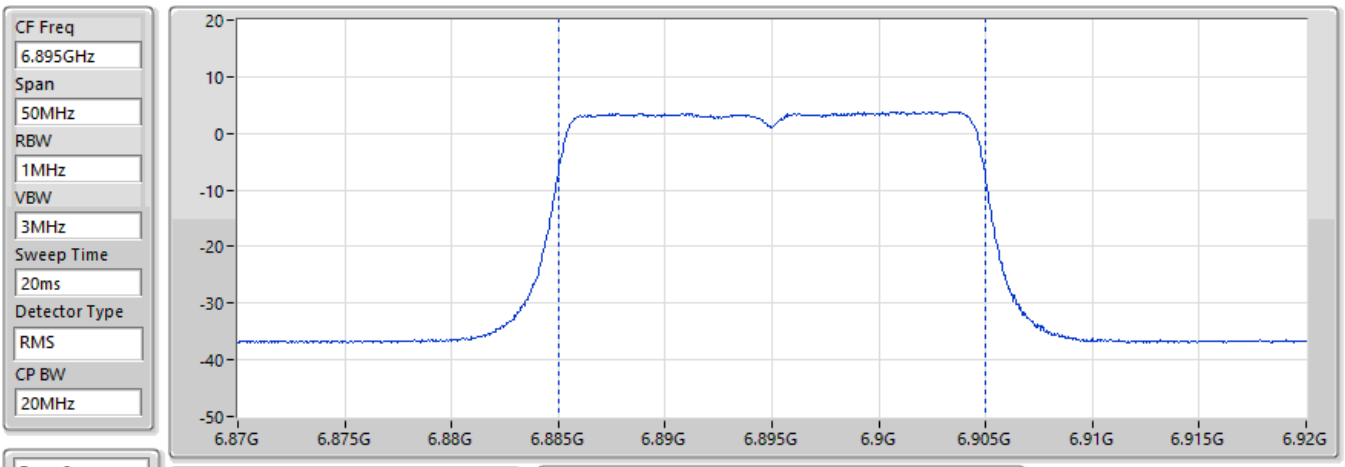

EIRP (dBm)
17.21

EIRP=Pr+Lp [Lp Free Space Path Loss]
Pr=Pmeas-Gr+Lc-Gamp

Pmeas	Gr (dBi)	Lc (dB)	Gamp (dB)	Lp (dB)
-3.76	11.40	8.71	35.15	58.81

EIRP;Band:7.0G;ax20,BF;BWch:20MHz;Nss:1,(M4);Nant:4;Ch:6995MHz;TX

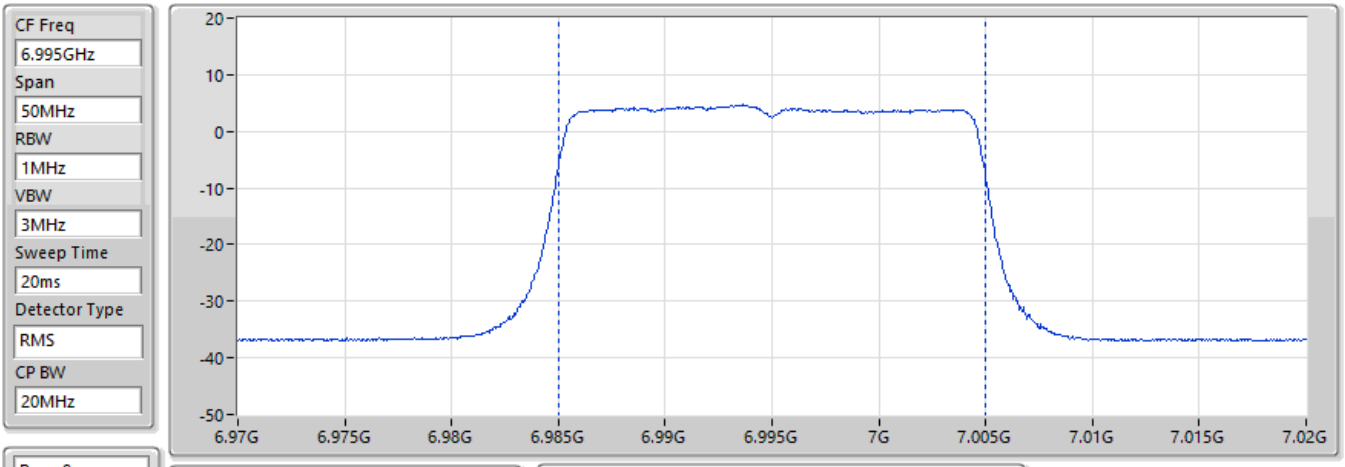

EIRP (dBm)
17.77

EIRP=Pr+Lp [Lp Free Space Path Loss]
Pr=Pmeas-Gr+Lc-Gamp

Pmeas	Gr (dBi)	Lc (dB)	Gamp (dB)	Lp (dB)
-2.94	11.49	8.39	35.13	58.94

EIRP;Band:7.0G;ax20,BF;BWch:20MHz;Nss:1,(M4);Nant:4;Ch:7095MHz;TX

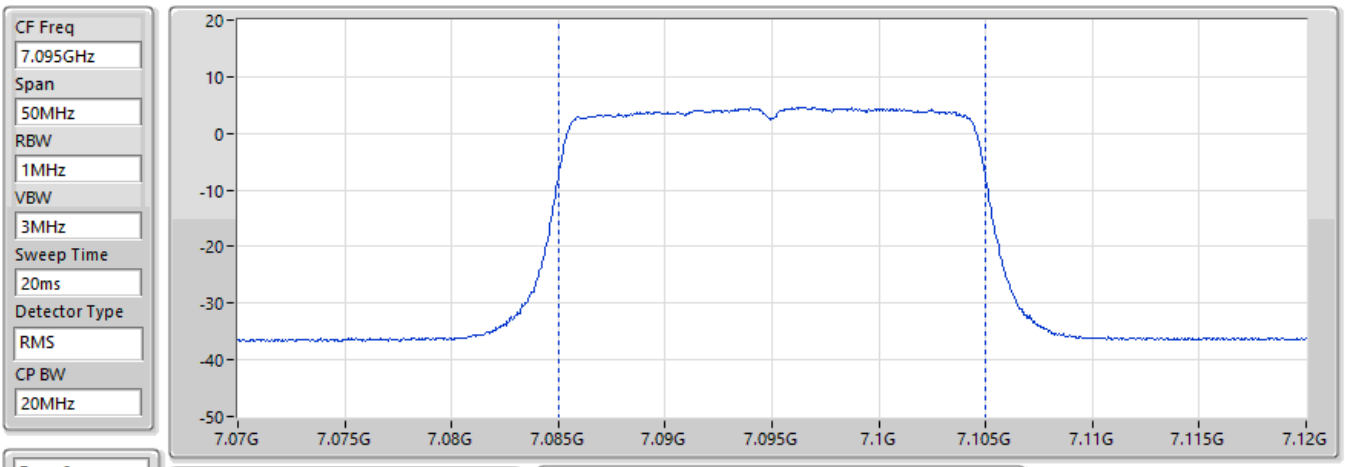

EIRP (dBm)
17.78

EIRP=Pr+Lp [Lp Free Space Path Loss]
Pr=Pmeas-Gr+Lc-Gamp

Pmeas	Gr (dBi)	Lc (dB)	Gamp (dB)	Lp (dB)
-3.08	11.51	8.45	35.14	59.06

EIRP;Band:7.0G;ax20,BF;BWch:20MHz;Nss:1,(M4);Nant:4;Ch:7115MHz;TX

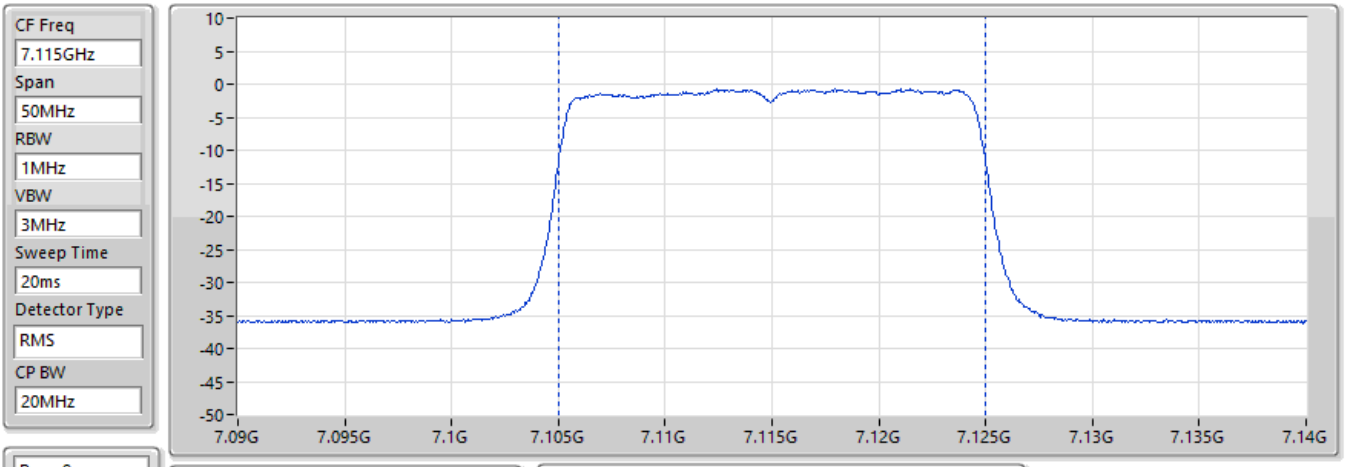

EIRP (dBm)
12.63

EIRP=Pr+Lp [Lp Free Space Path Loss]
Pr=Pmeas-Gr+Lc-Gamp

Pmeas	Gr (dBi)	Lc (dB)	Gamp (dB)	Lp (dB)
-8.28	11.47	8.43	35.14	59.09

EIRP;Band:6.2G;ax40,BF;BWch:40MHz;Nss:1,(M4);Nant:4;Ch:5965MHz;TX

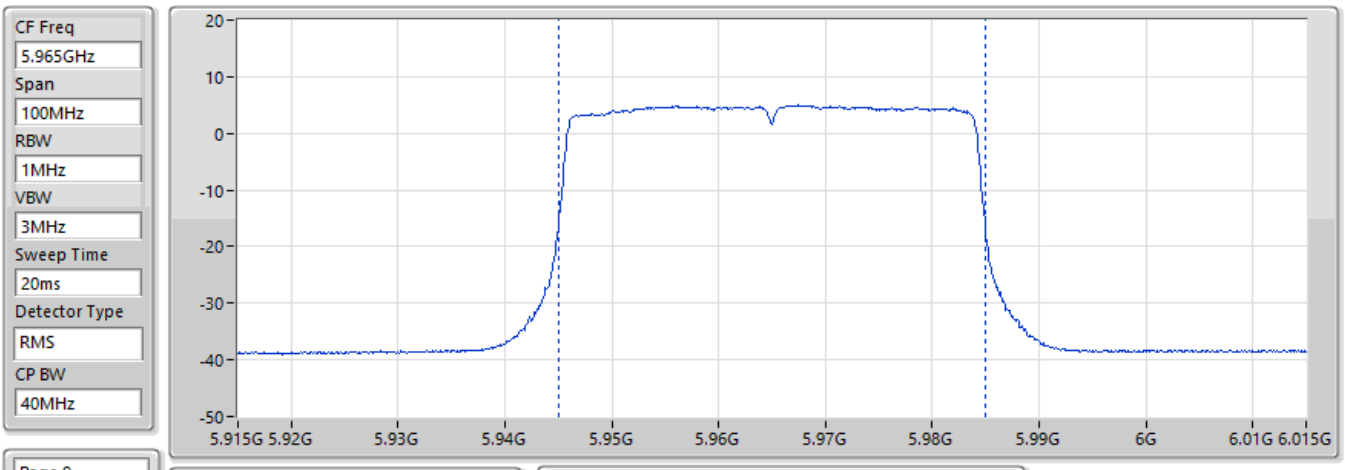

EIRP (dBm)
21.26

EIRP=Pr+Lp [Lp Free Space Path Loss]
Pr=Pmeas-Gr+Lc-Gamp

Pmeas	Gr (dBi)	Lc (dB)	Gamp (dB)	Lp (dB)
1.90	11.13	8.13	35.19	57.55

EIRP;Band:6.2G;ax40,BF;BWch:40MHz;Nss:1,(M4);Nant:4;Ch:6205MHz;TX

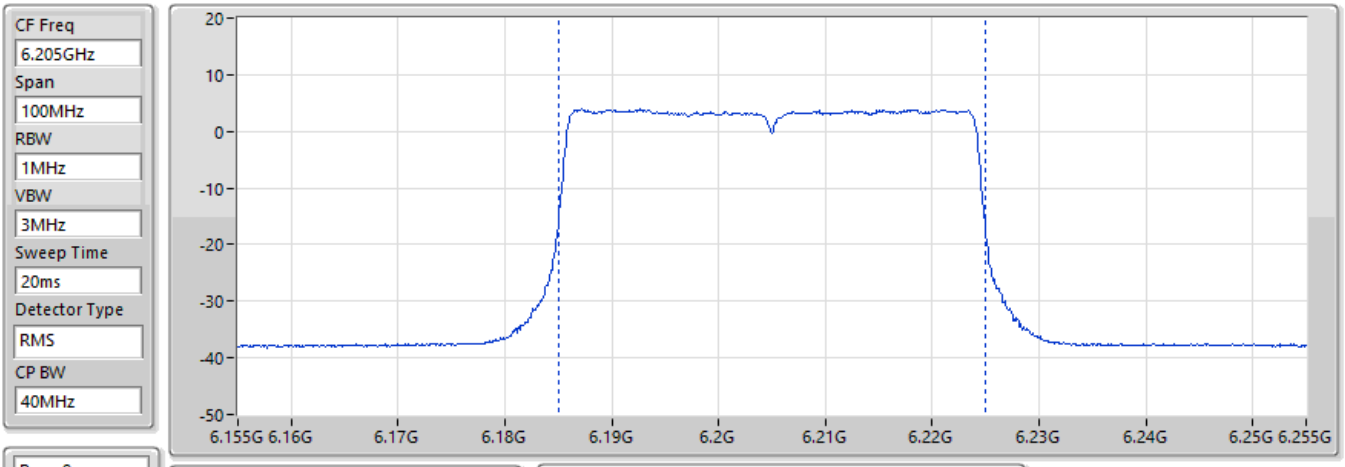

EIRP (dBm)
20.28

EIRP=Pr+Lp [Lp Free Space Path Loss]
Pr=Pmeas-Gr+Lc-Gamp

Pmeas	Gr (dBi)	Lc (dB)	Gamp (dB)	Lp (dB)
0.21	11.11	8.48	35.20	57.90

EIRP;Band:6.2G;ax40,BF;BWch:40MHz;Nss:1,(M4);Nant:4;Ch:6405MHz;TX

CF Freq	6.405GHz
Span	100MHz
RBW	1MHz
VBW	3MHz
Sweep Time	20ms
Detector Type	RMS
CP BW	40MHz

Page 9

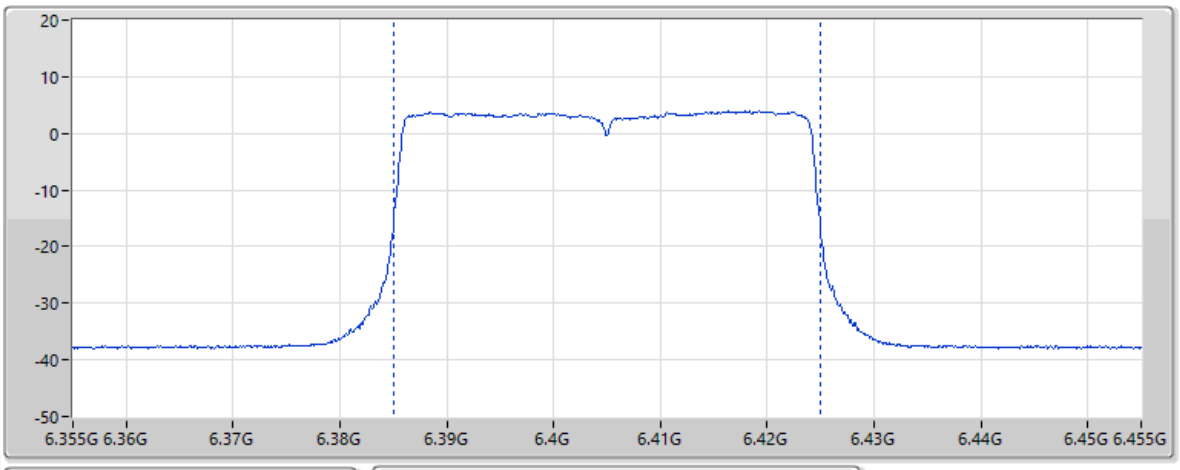

EIRP (dBm)
20.2

EIRP=Pr+Lp [Lp Free Space Path Loss]
Pr=Pmeas-Gr+Lc-Gamp

Pmeas	Gr (dBi)	Lc (dB)	Gamp (dB)	Lp (dB)
0.18	11.71	8.77	35.21	58.17

EIRP;Band:6.4G;ax40,BF;BWch:40MHz;Nss:1,(M4);Nant:4;Ch:6445MHz;TX

CF Freq	6.445GHz
Span	100MHz
RBW	1MHz
VBW	3MHz
Sweep Time	20ms
Detector Type	RMS
CP BW	40MHz

Page 9

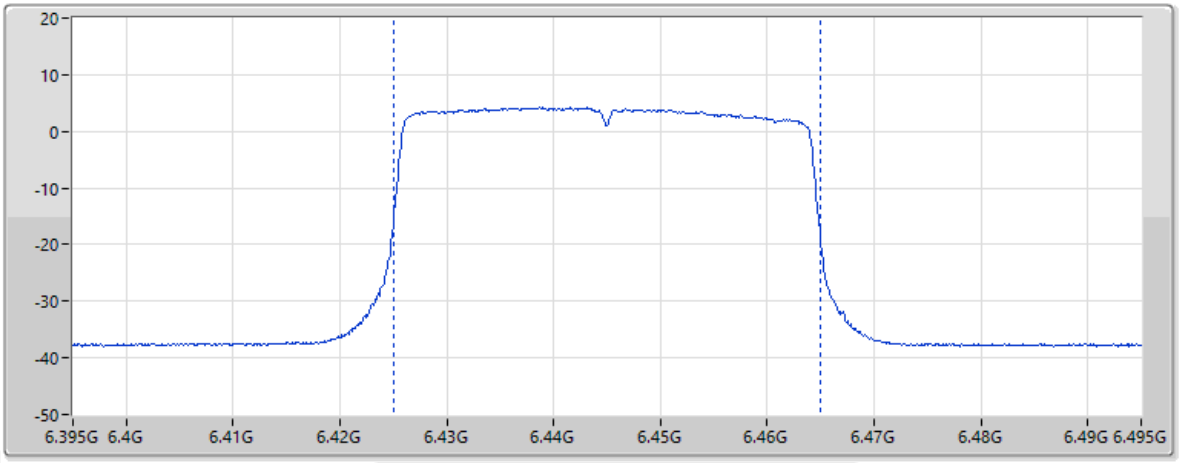

EIRP (dBm)
20.29

EIRP=Pr+Lp [Lp Free Space Path Loss]
Pr=Pmeas-Gr+Lc-Gamp

Pmeas	Gr (dBi)	Lc (dB)	Gamp (dB)	Lp (dB)
0.27	11.79	8.80	35.22	58.23

EIRP;Band:6.4G;ax40,BF;BWch:40MHz;Nss:1,(M4);Nant:4;Ch:6485MHz;TX

CF Freq	6.485GHz
Span	100MHz
RBW	1MHz
VBW	3MHz
Sweep Time	20ms
Detector Type	RMS
CP BW	40MHz

Page 9

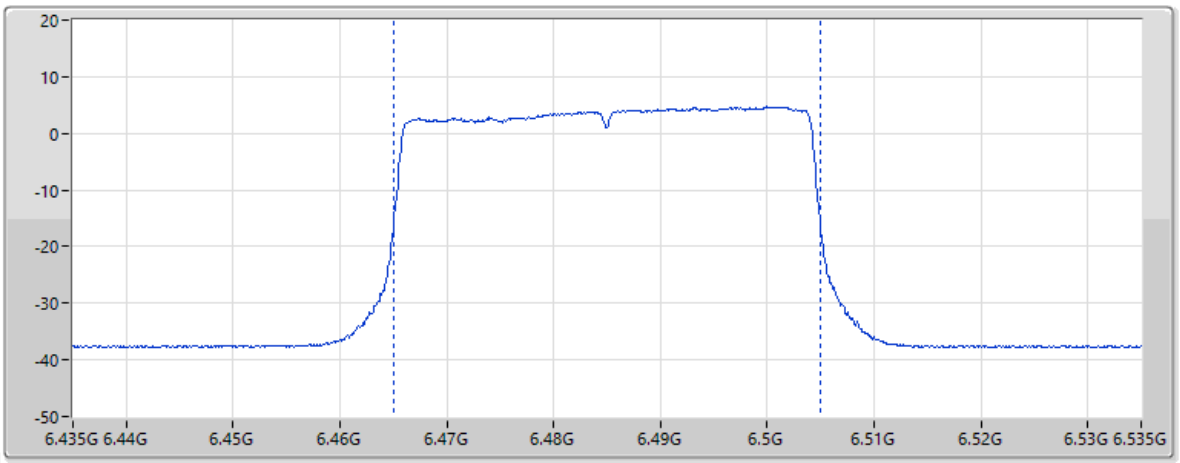

EIRP (dBm)
20.51

EIRP=Pr+Lp [Lp Free Space Path Loss]
Pr=Pmeas-Gr+Lc-Gamp

Pmeas	Gr (dBi)	Lc (dB)	Gamp (dB)	Lp (dB)
0.49	11.87	8.83	35.22	58.28

EIRP;Band:6.4G;ax40,BF;BWch:40MHz;Nss:1,(M4);Nant:4;Ch:6525MHz;TX

CF Freq	6.525GHz
Span	100MHz
RBW	1MHz
VBW	3MHz
Sweep Time	20ms
Detector Type	RMS
CP BW	40MHz

Page 9

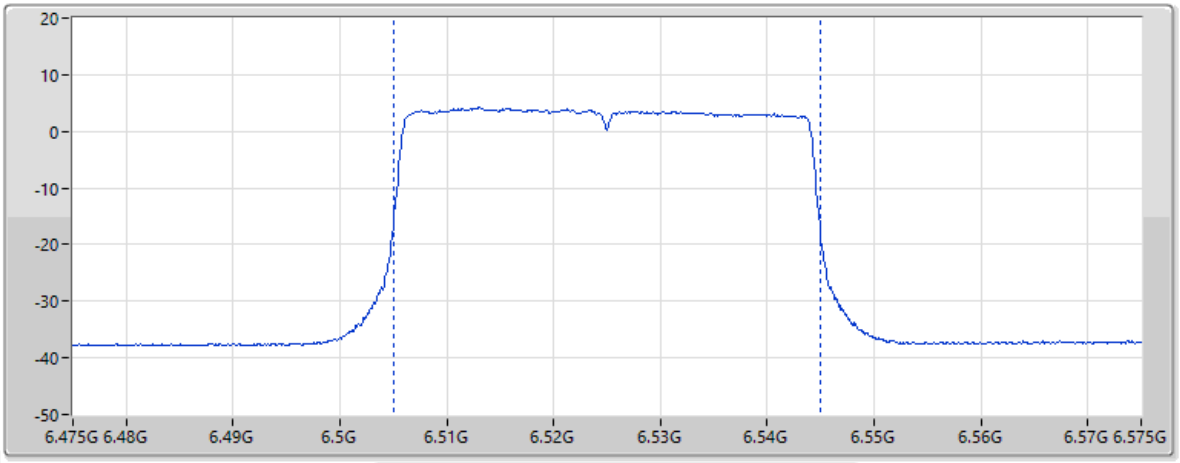

EIRP (dBm)
20.28

EIRP=Pr+Lp [Lp Free Space Path Loss]
Pr=Pmeas-Gr+Lc-Gamp

Pmeas	Gr (dBi)	Lc (dB)	Gamp (dB)	Lp (dB)
0.16	11.85	8.86	35.22	58.33

EIRP;Band:6.7G;ax40,BF;BWch:40MHz;Nss:1,(M4);Nant:4;Ch:6565MHz;TX

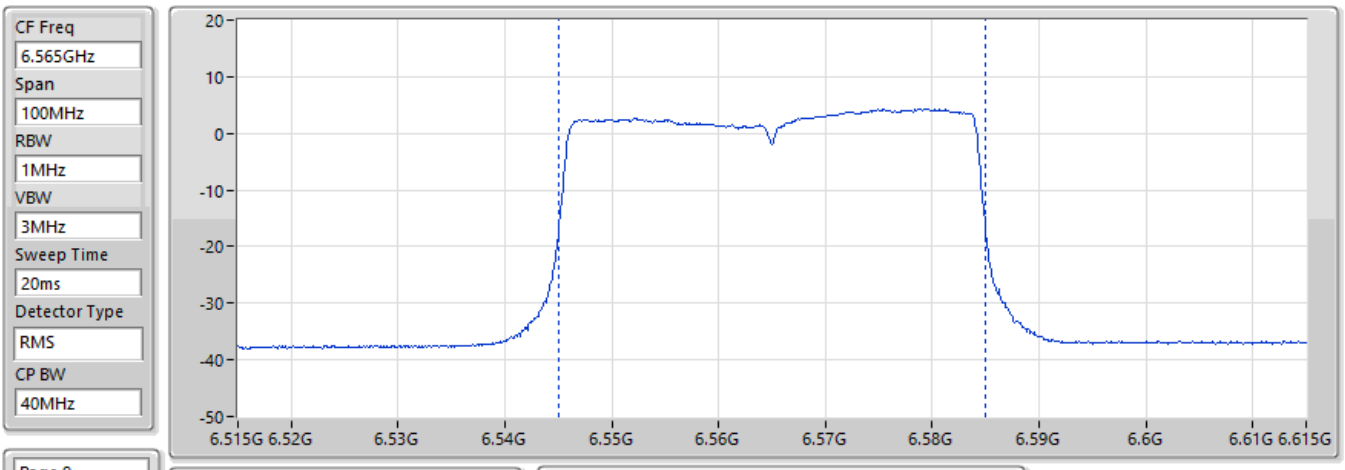

EIRP (dBm)
19.7

EIRP=Pr+Lp [Lp Free Space Path Loss]
Pr=Pmeas-Gr+Lc-Gamp

Pmeas	Gr (dBi)	Lc (dB)	Gamp (dB)	Lp (dB)
-0.63	11.74	8.89	35.21	58.39

EIRP;Band:6.7G;ax40,BF;BWch:40MHz;Nss:1,(M4);Nant:4;Ch:6685MHz;TX

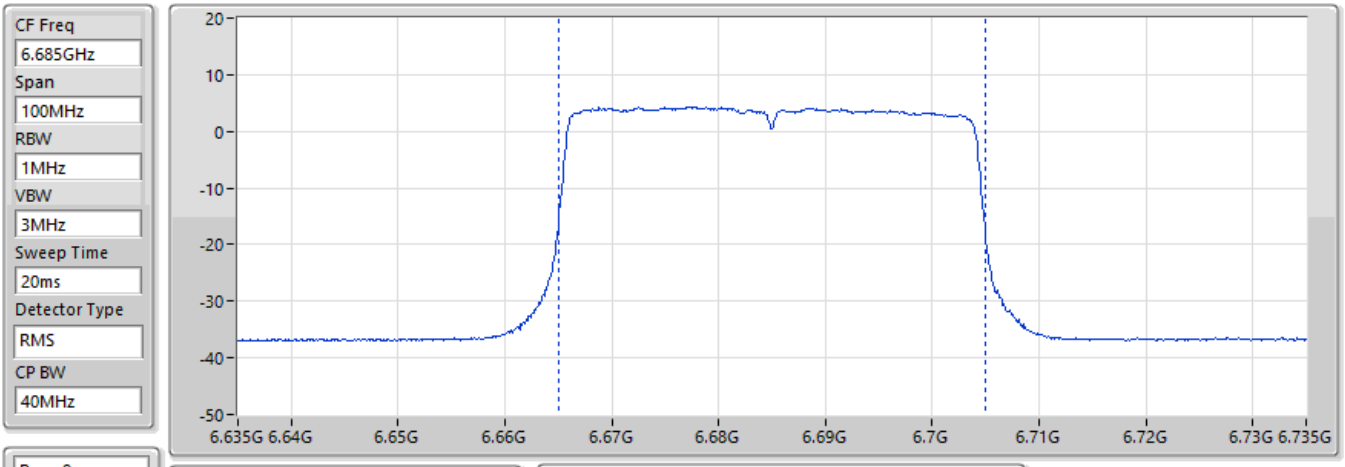

EIRP (dBm)
20.54

EIRP=Pr+Lp [Lp Free Space Path Loss]
Pr=Pmeas-Gr+Lc-Gamp

Pmeas	Gr (dBi)	Lc (dB)	Gamp (dB)	Lp (dB)
-0.27	11.50	8.96	35.19	58.54

EIRP;Band:6.7G;ax40,BF;BWch:40MHz;Nss:1,(M4);Nant:4;Ch:6885MHz;TX

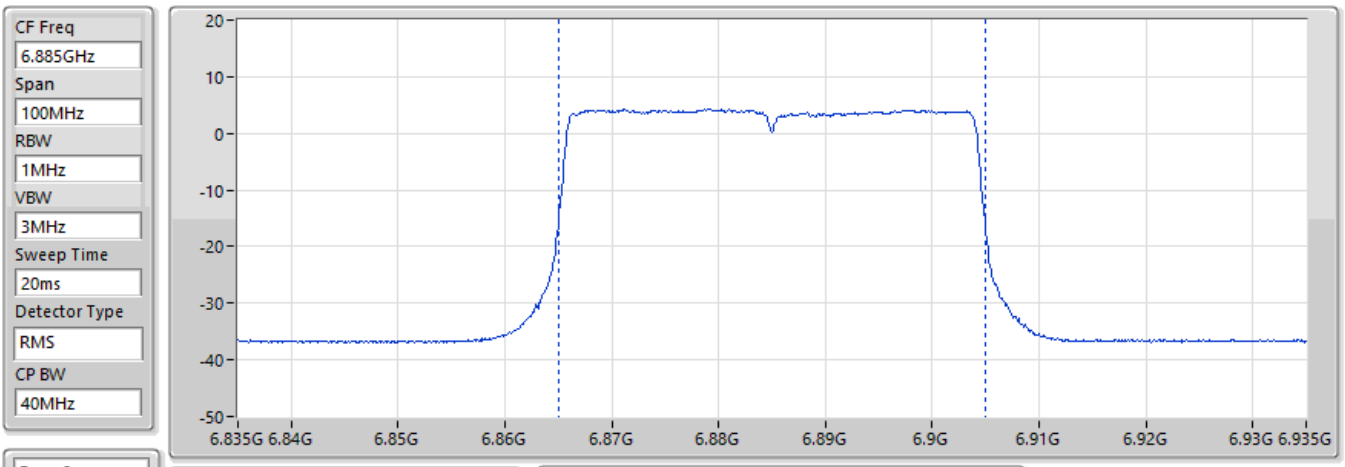

EIRP (dBm)
20.68

EIRP=Pr+Lp [Lp Free Space Path Loss]
Pr=Pmeas-Gr+Lc-Gamp

Pmeas	Gr (dBi)	Lc (dB)	Gamp (dB)	Lp (dB)
-0.31	11.40	8.74	35.15	58.80

EIRP;Band:7.0G;ax40,BF;BWch:40MHz;Nss:1,(M4);Nant:4;Ch:6925MHz;TX

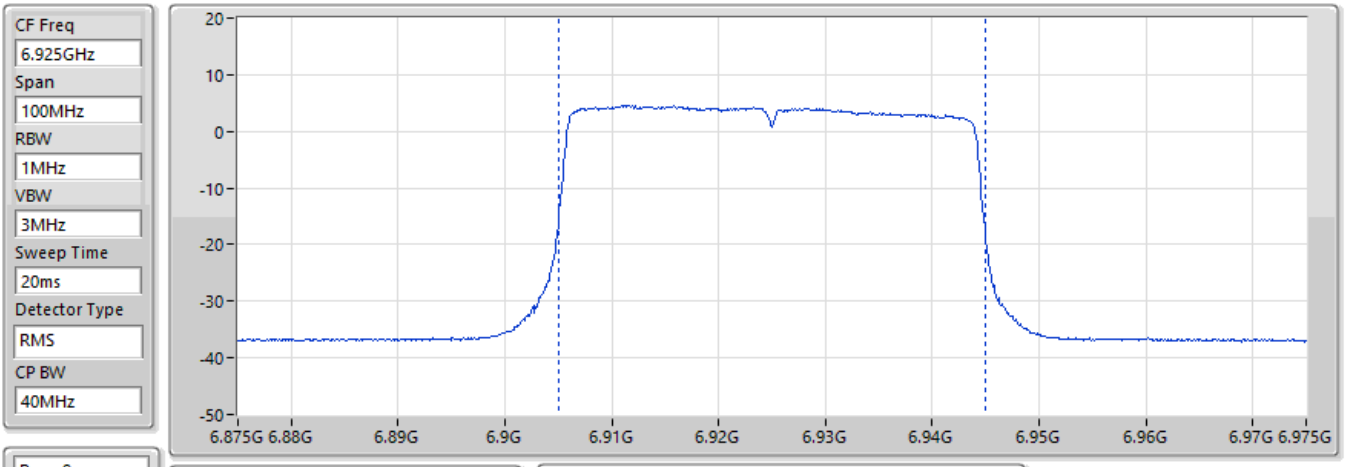

EIRP (dBm)
20.59

EIRP=Pr+Lp [Lp Free Space Path Loss]
Pr=Pmeas-Gr+Lc-Gamp

Pmeas	Gr (dBi)	Lc (dB)	Gamp (dB)	Lp (dB)
-0.33	11.40	8.61	35.14	58.85

EIRP;Band:7.0G;ax40,BF;BWch:40MHz;Nss:1,(M4);Nant:4;Ch:7005MHz;TX

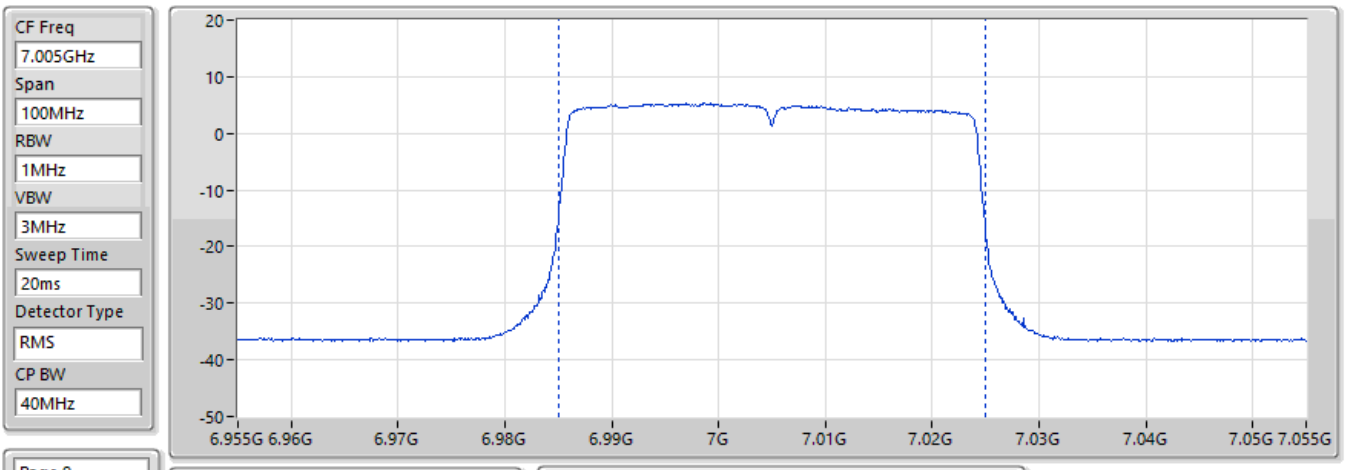

EIRP (dBm)
21.45

EIRP=Pr+Lp [Lp Free Space Path Loss]
Pr=Pmeas-Gr+Lc-Gamp

Pmeas	Gr (dBi)	Lc (dB)	Gamp (dB)	Lp (dB)
0.77	11.51	8.37	35.13	58.95

EIRP;Band:7.0G;ax40,BF;BWch:40MHz;Nss:1,(M4);Nant:4;Ch:7085MHz;TX

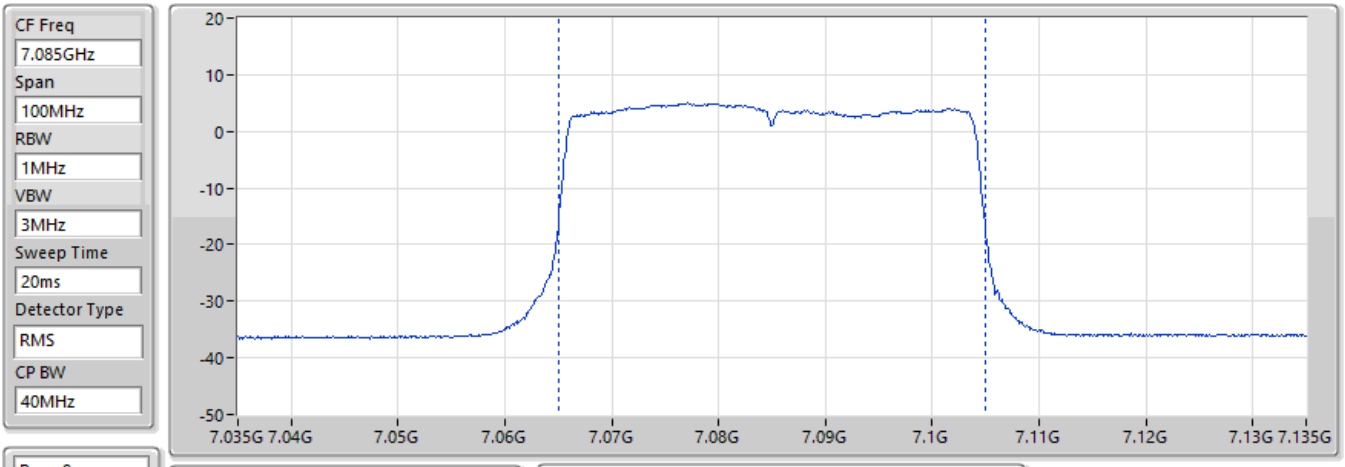

EIRP (dBm)
20.67

EIRP=Pr+Lp [Lp Free Space Path Loss]
Pr=Pmeas-Gr+Lc-Gamp

Pmeas	Gr (dBi)	Lc (dB)	Gamp (dB)	Lp (dB)
-0.15	11.53	8.44	35.14	59.05

EIRP;Band:6.2G;ax80,BF;BWch:80MHz;Nss:1,(M4);Nant:4;Ch:5985MHz;TX

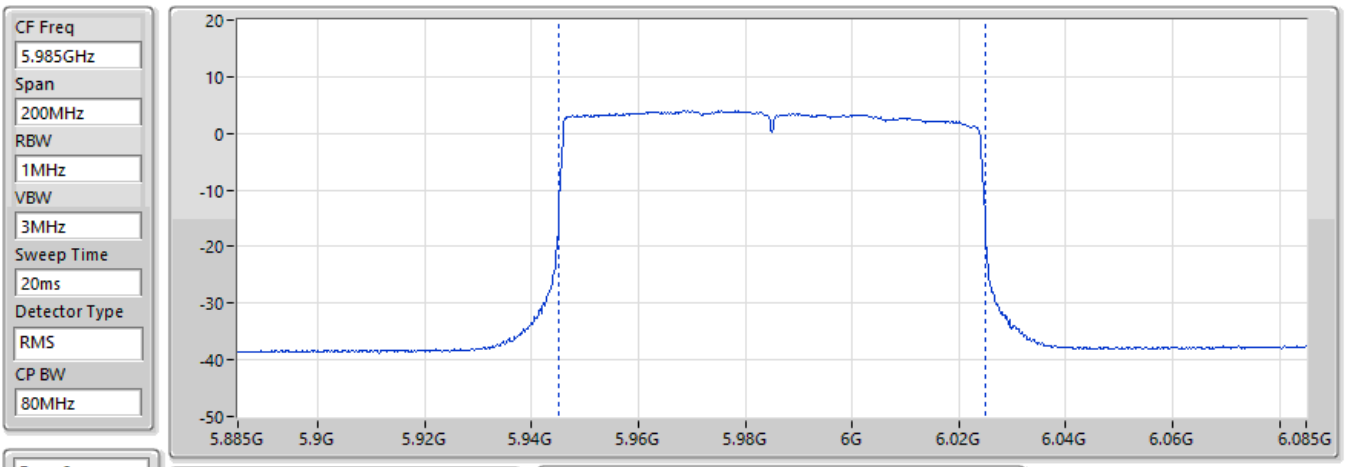

Page 9

EIRP (dBm)
23.18

EIRP=Pr+Lp [Lp Free Space Path Loss]
Pr=Pmeas-Gr+Lc-Gamp

Pmeas	Gr (dBi)	Lc (dB)	Gamp (dB)	Lp (dB)
3.81	11.17	8.15	35.19	57.58

EIRP;Band:6.2G;ax80,BF;BWch:80MHz;Nss:1,(M4);Nant:4;Ch:6225MHz;TX

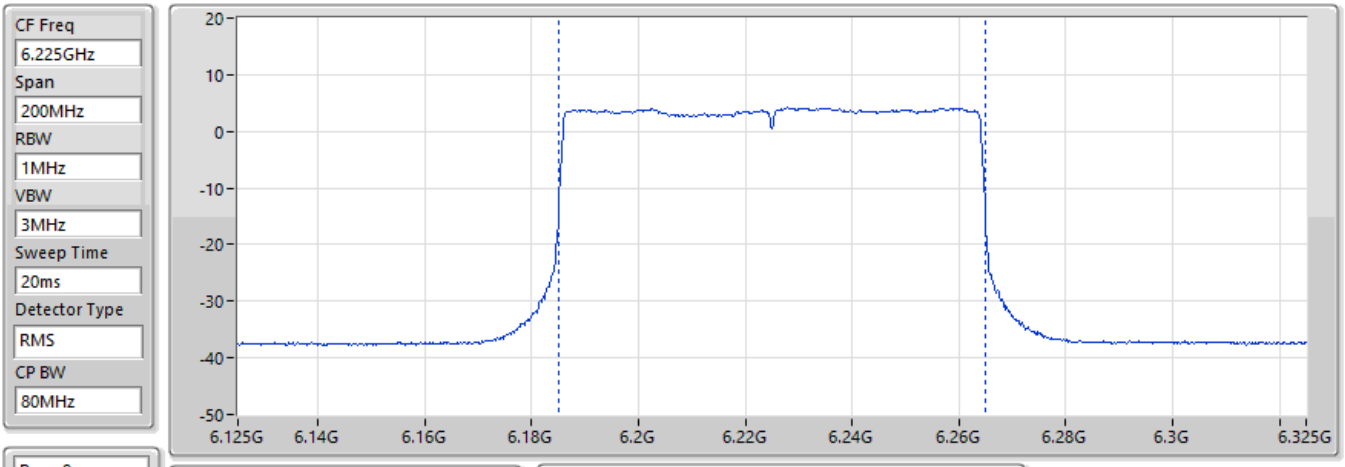

Page 9

EIRP (dBm)
23.6

EIRP=Pr+Lp [Lp Free Space Path Loss]
Pr=Pmeas-Gr+Lc-Gamp

Pmeas	Gr (dBi)	Lc (dB)	Gamp (dB)	Lp (dB)
3.51	11.15	8.51	35.20	57.93

EIRP;Band:6.2G;ax80,BF;BWch:80MHz;Nss:1,(M4);Nant:4;Ch:6385MHz;TX

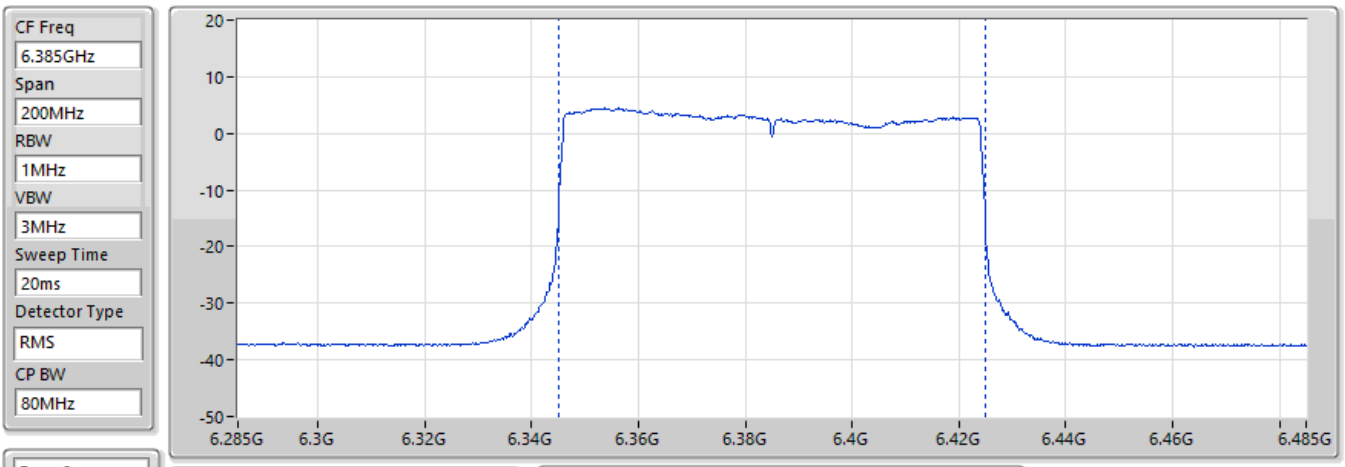

EIRP (dBm)
22.89

EIRP=Pr+Lp [Lp Free Space Path Loss]
Pr=Pmeas-Gr+Lc-Gamp

Pmeas	Gr (dBi)	Lc (dB)	Gamp (dB)	Lp (dB)
2.87	11.67	8.75	35.21	58.15

EIRP;Band:6.4G;ax80,BF;BWch:80MHz;Nss:1,(M4);Nant:4;Ch:6465MHz;TX

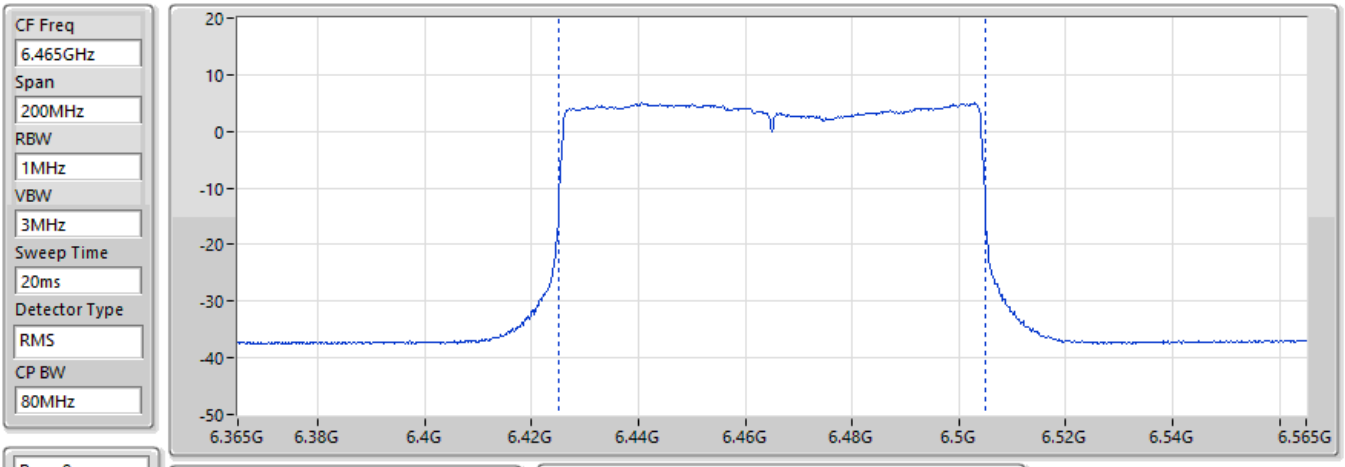

EIRP (dBm)
23.92

EIRP=Pr+Lp [Lp Free Space Path Loss]
Pr=Pmeas-Gr+Lc-Gamp

Pmeas	Gr (dBi)	Lc (dB)	Gamp (dB)	Lp (dB)
3.90	11.83	8.82	35.22	58.25

EIRP;Band:6.4G;ax80,BF;BWch:80MHz;Nss:1,(M4);Nant:4;Ch:6545MHz;TX

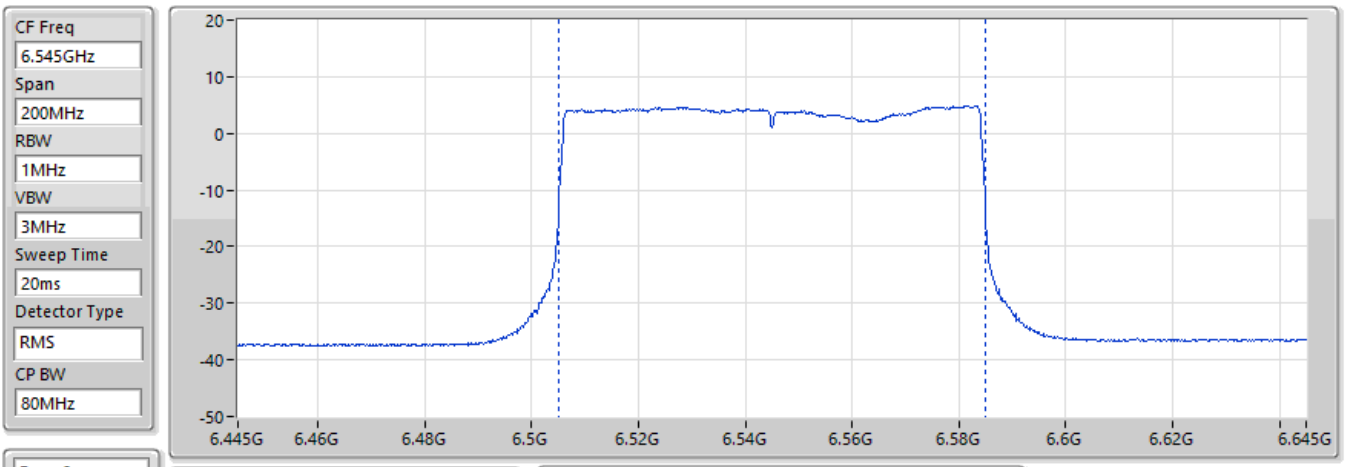

EIRP (dBm)
23.96

EIRP=Pr+Lp [Lp Free Space Path Loss]
Pr=Pmeas-Gr+Lc-Gamp

Pmeas	Gr (dBi)	Lc (dB)	Gamp (dB)	Lp (dB)
3.75	11.81	8.87	35.21	58.36

EIRP;Band:6.7G;ax80,BF;BWch:80MHz;Nss:1,(M4);Nant:4;Ch:6625MHz;TX

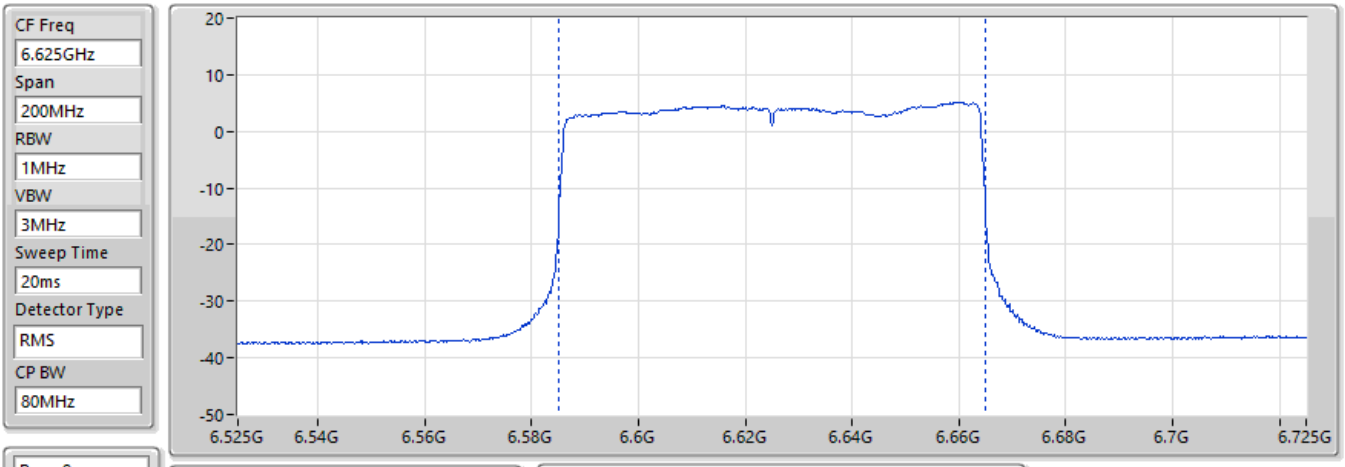

EIRP (dBm)
23.87

EIRP=Pr+Lp [Lp Free Space Path Loss]
Pr=Pmeas-Gr+Lc-Gamp

Pmeas	Gr (dBi)	Lc (dB)	Gamp (dB)	Lp (dB)
3.23	11.55	8.92	35.20	58.47

EIRP;Band:6.7G;ax80,BF;BWch:80MHz;Nss:1,(M4);Nant:4;Ch:6705MHz;TX

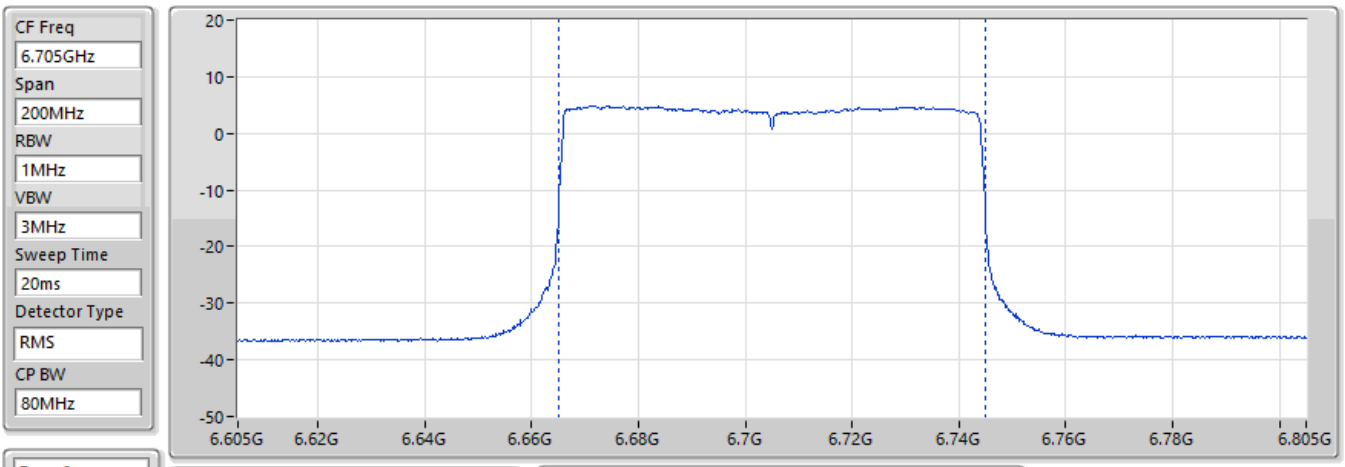

EIRP (dBm)
24.24

EIRP=Pr+Lp [Lp Free Space Path Loss]
Pr=Pmeas-Gr+Lc-Gamp

Pmeas	Gr (dBi)	Lc (dB)	Gamp (dB)	Lp (dB)
3.37	11.49	8.97	35.18	58.57

EIRP;Band:6.7G;ax80,BF;BWch:80MHz;Nss:1,(M4);Nant:4;Ch:6785MHz;TX

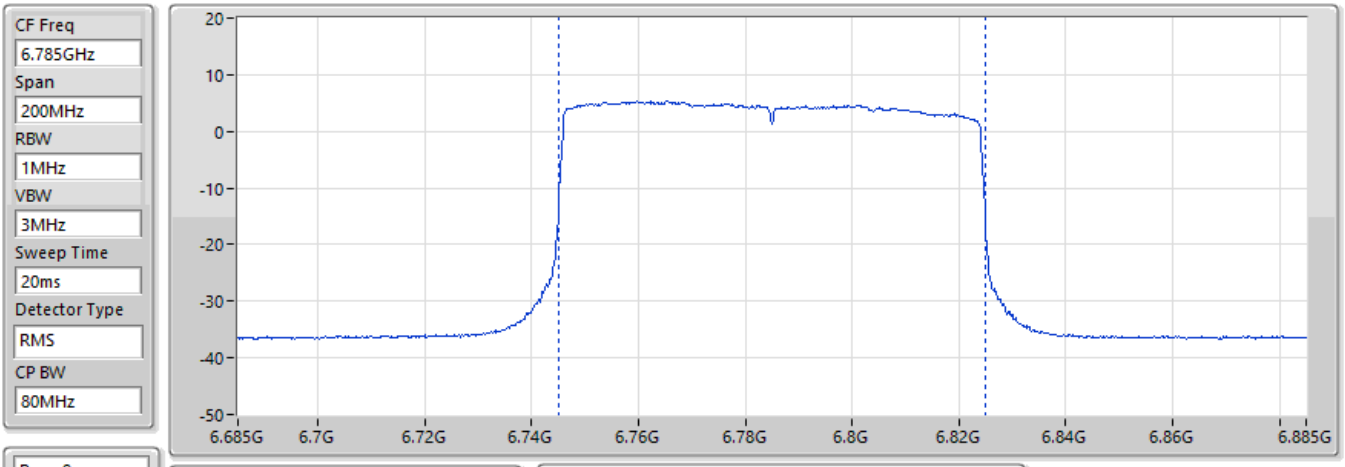

EIRP (dBm)
24.33

EIRP=Pr+Lp [Lp Free Space Path Loss]
Pr=Pmeas-Gr+Lc-Gamp

Pmeas	Gr (dBi)	Lc (dB)	Gamp (dB)	Lp (dB)
3.15	11.33	9.01	35.17	58.67

EIRP;Band:6.7G;ax80,BF;BWch:80MHz;Nss:1,(M4);Nant:4;Ch:6865MHz;TX

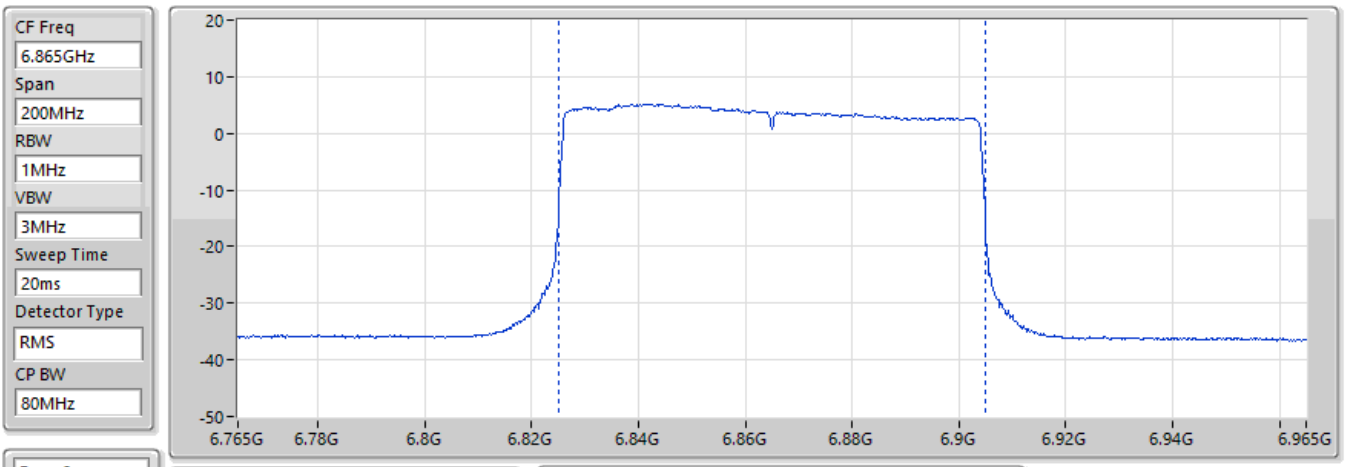

EIRP (dBm)
23.85

EIRP=Pr+Lp [Lp Free Space Path Loss]
Pr=Pmeas-Gr+Lc-Gamp

Pmeas	Gr (dBi)	Lc (dB)	Gamp (dB)	Lp (dB)
2.81	11.40	8.81	35.15	58.78

EIRP;Band:7.0G;ax80,BF;BWch:80MHz;Nss:1,(M4);Nant:4;Ch:6945MHz;TX

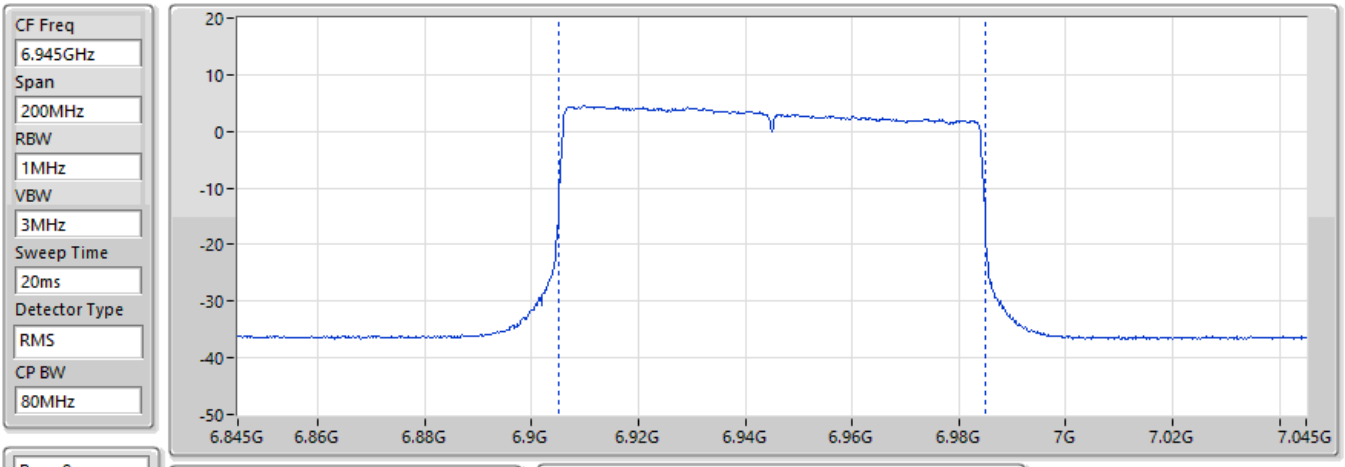

EIRP (dBm)
23.17

EIRP=Pr+Lp [Lp Free Space Path Loss]
Pr=Pmeas-Gr+Lc-Gamp

Pmeas	Gr (dBi)	Lc (dB)	Gamp (dB)	Lp (dB)
2.28	11.40	8.55	35.14	58.88

EIRP;Band:7.0G;ax80,BF;BWch:80MHz;Nss:1,(M4);Nant:4;Ch:7025MHz;TX

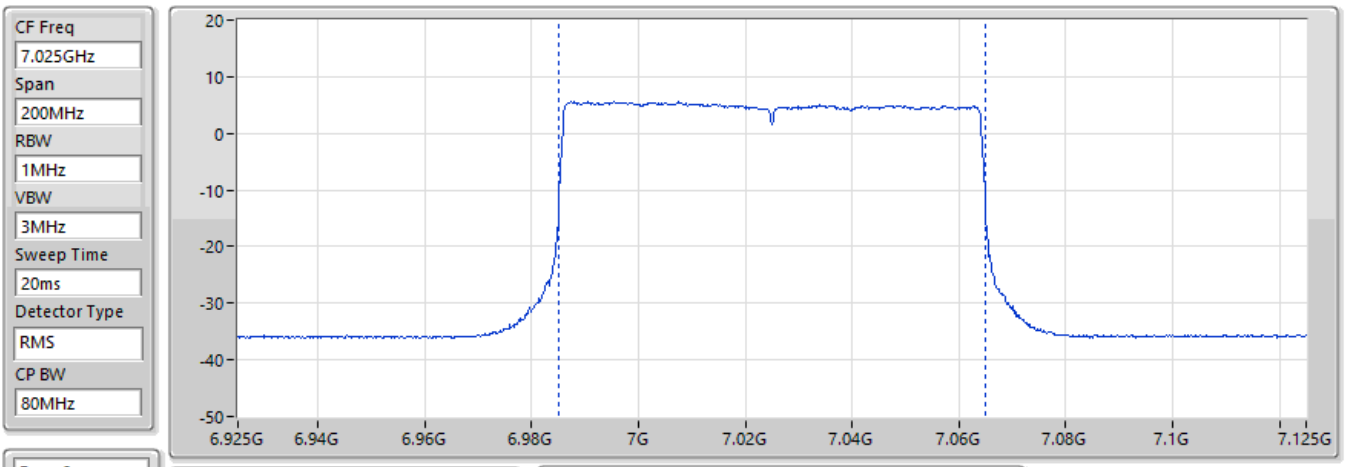

EIRP (dBm)
24.93

EIRP=Pr+Lp [Lp Free Space Path Loss]
Pr=Pmeas-Gr+Lc-Gamp

Pmeas	Gr (dBi)	Lc (dB)	Gamp (dB)	Lp (dB)
4.24	11.55	8.39	35.13	58.98

EIRP;Band:6.2G;ax160,BF;BWch:160MHz;Nss:1,(M4);Nant:4;Ch:6025MHz;TX

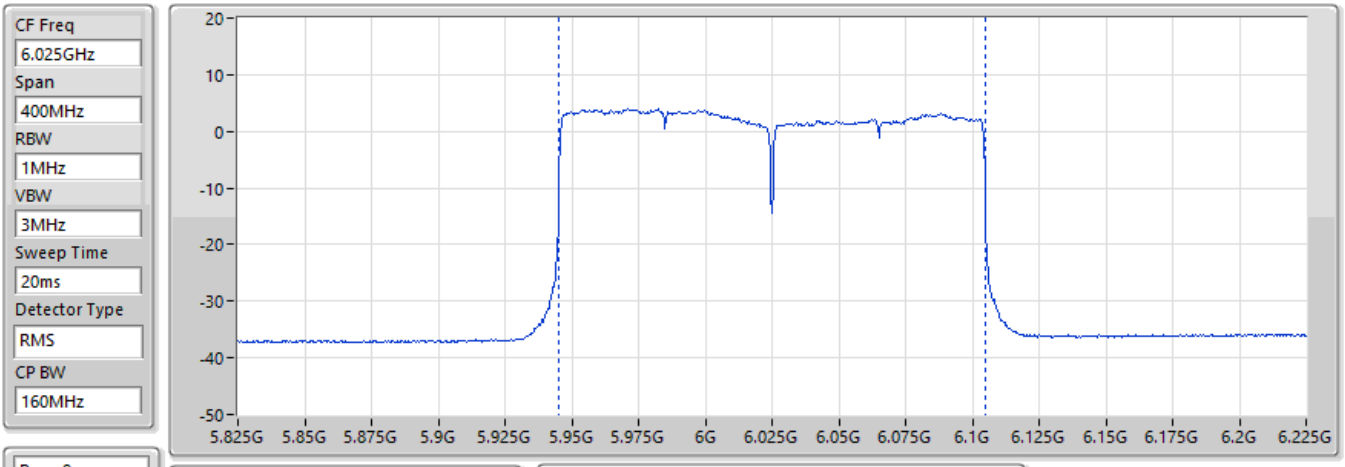

EIRP (dBm)
25.58

EIRP=Pr+Lp [Lp Free Space Path Loss]
Pr=Pmeas-Gr+Lc-Gamp

Pmeas	Gr (dBi)	Lc (dB)	Gamp (dB)	Lp (dB)
6.12	11.20	8.21	35.19	57.64

EIRP;Band:6.2G;ax160,BF;BWch:160MHz;Nss:1,(M4);Nant:4;Ch:6185MHz;TX

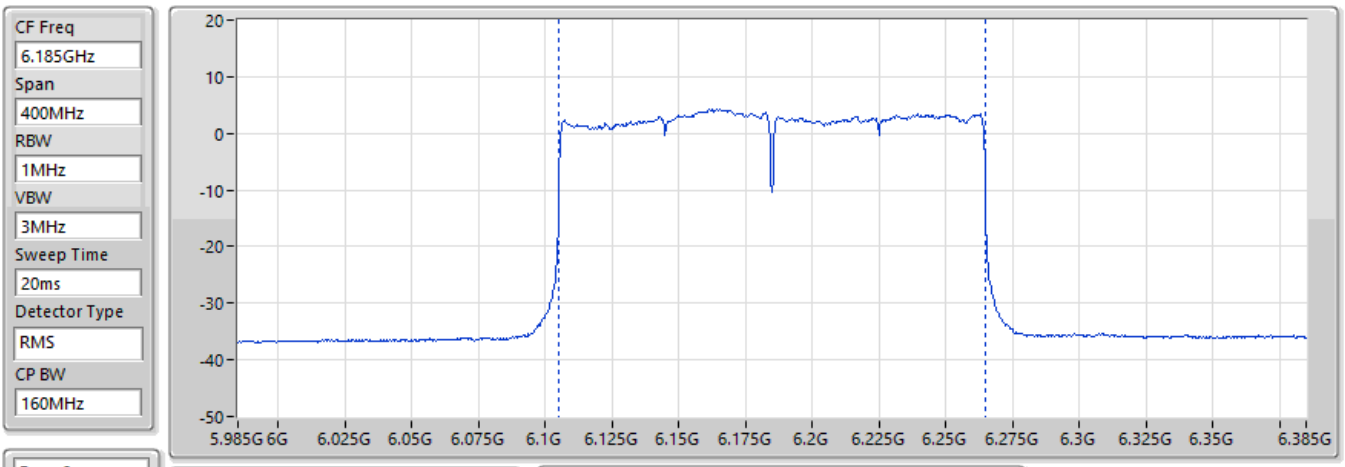

EIRP (dBm)
25.68

EIRP=Pr+Lp [Lp Free Space Path Loss]
Pr=Pmeas-Gr+Lc-Gamp

Pmeas	Gr (dBi)	Lc (dB)	Gamp (dB)	Lp (dB)
5.66	11.10	8.45	35.20	57.87

EIRP;Band:6.2G;ax160,BF;BWch:160MHz;Nss:1,(M4);Nant:4;Ch:6345MHz;TX

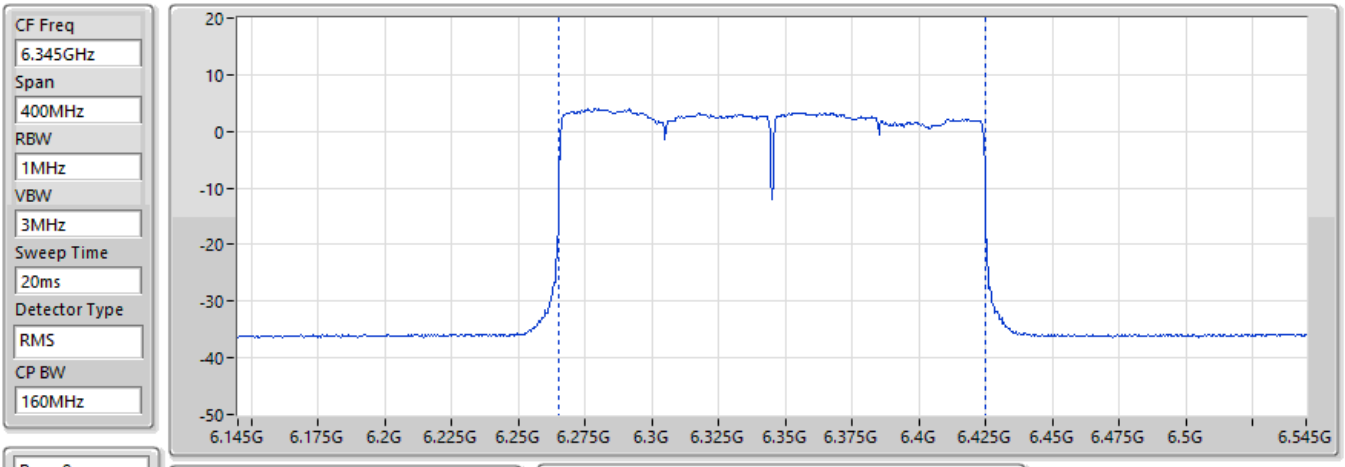

EIRP (dBm)
25.65

EIRP=Pr+Lp [Lp Free Space Path Loss]
Pr=Pmeas-Gr+Lc-Gamp

Pmeas	Gr (dBi)	Lc (dB)	Gamp (dB)	Lp (dB)
5.66	11.58	8.69	35.21	58.09

EIRP;Band:6.4G;ax160,BF;BWch:160MHz;Nss:1,(M4);Nant:4;Ch:6505MHz;TX

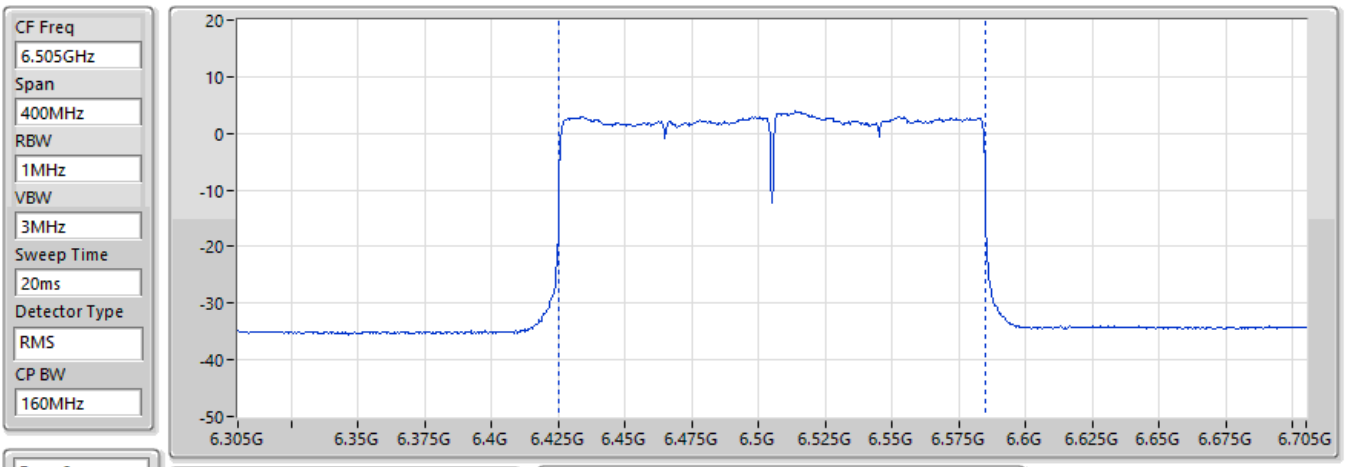

EIRP (dBm)
25.35

EIRP=Pr+Lp [Lp Free Space Path Loss]
Pr=Pmeas-Gr+Lc-Gamp

Pmeas	Gr (dBi)	Lc (dB)	Gamp (dB)	Lp (dB)
5.31	11.89	8.84	35.22	58.31

EIRP;Band:6.7G;ax160,BF;BWch:160MHz;Nss:1,(M4);Nant:4;Ch:6665MHz;TX

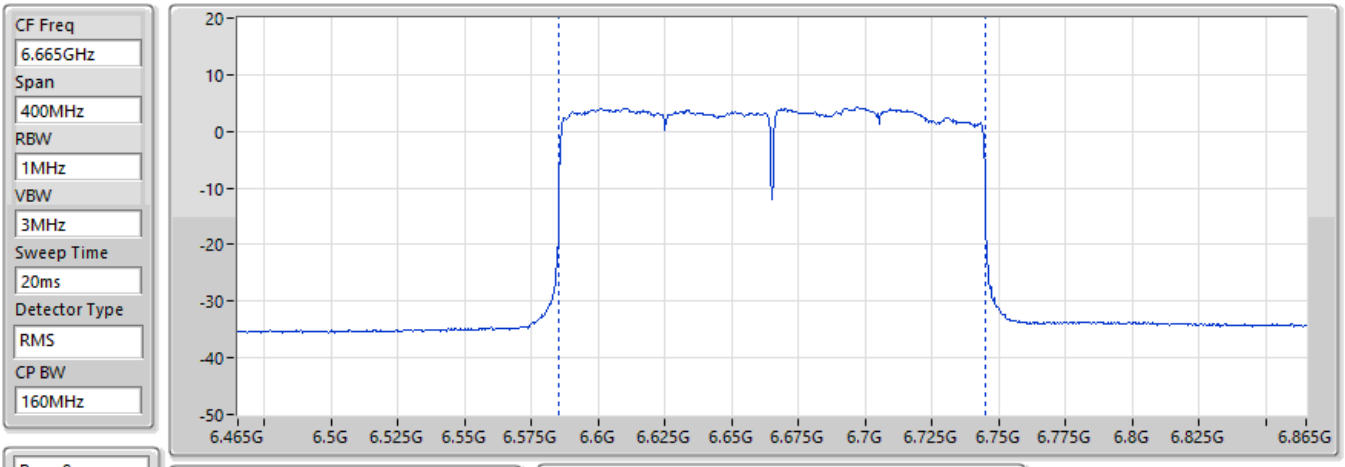

EIRP (dBm)
26.22

EIRP=Pr+Lp [Lp Free Space Path Loss]
Pr=Pmeas-Gr+Lc-Gamp

Pmeas	Gr (dBi)	Lc (dB)	Gamp (dB)	Lp (dB)
5.44	11.50	8.95	35.19	58.52

EIRP;Band:6.7G;ax160,BF;BWch:160MHz;Nss:1,(M4);Nant:4;Ch:6825MHz;TX

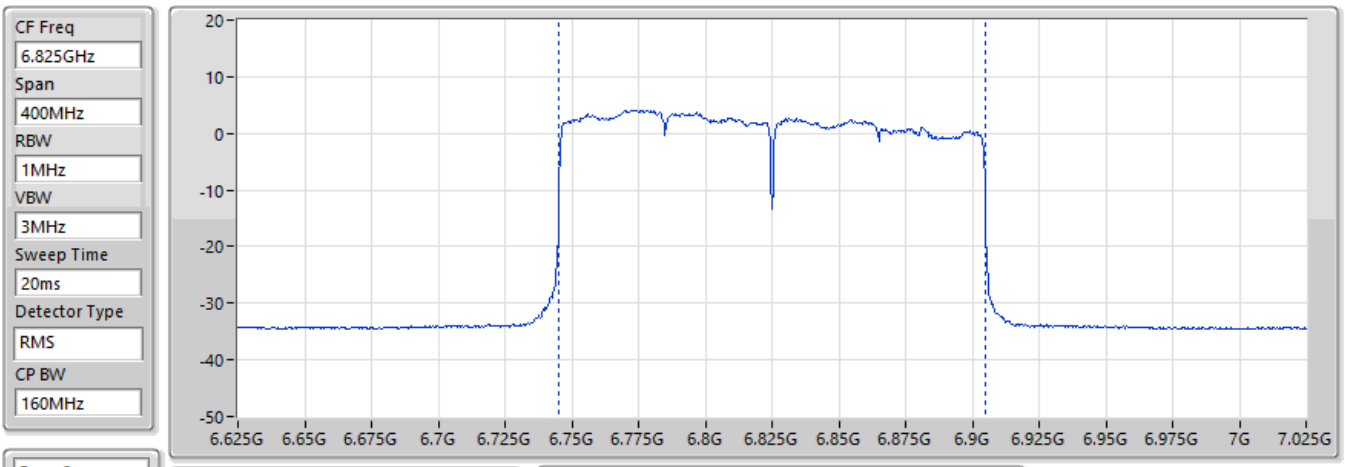

EIRP (dBm)
25.08

EIRP=Pr+Lp [Lp Free Space Path Loss]
Pr=Pmeas-Gr+Lc-Gamp

Pmeas	Gr (dBi)	Lc (dB)	Gamp (dB)	Lp (dB)
3.93	11.35	8.94	35.16	58.72

EIRP;Band:7.0G;ax160,BF;BWch:160MHz;Nss:1,(M4);Nant:4;Ch:6985MHz;TX

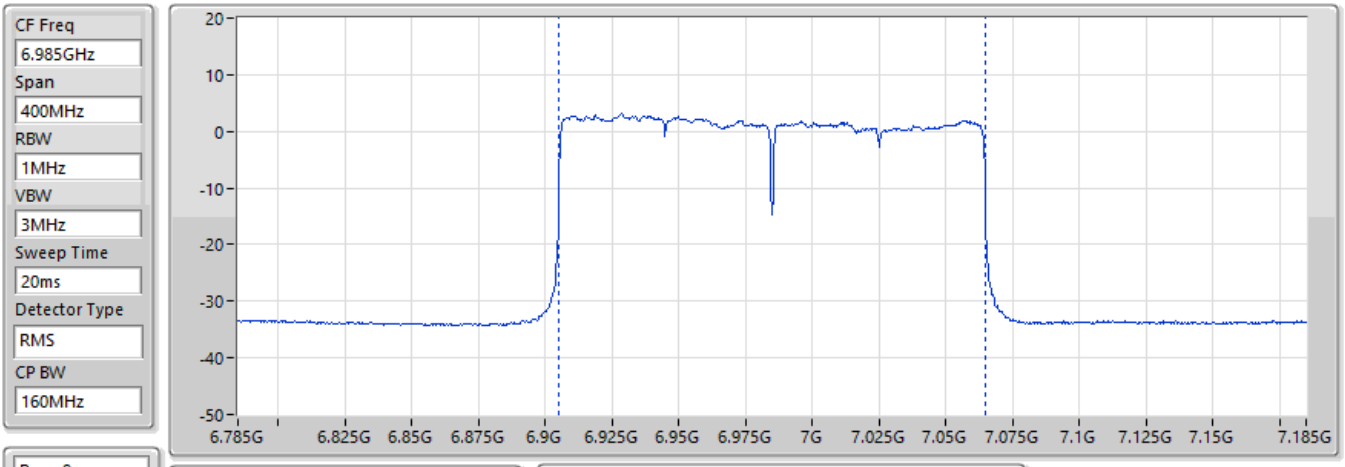

EIRP (dBm)
24.53

EIRP=Pr+Lp [Lp Free Space Path Loss]
Pr=Pmeas-Gr+Lc-Gamp

Pmeas	Gr (dBi)	Lc (dB)	Gamp (dB)	Lp (dB)
3.78	11.47	8.42	35.13	58.93

Summary

Mode	EIRP PD (dBm/RBW)
5.925-6.425GHz	-
802.11ax HEW20_Nss1,(MCS0)_4TX	4.98
802.11ax HEW20-BF_Nss1,(MCS4)_4TX	4.78
802.11ax HEW40_Nss1,(MCS0)_4TX	4.95
802.11ax HEW40-BF_Nss1,(MCS4)_4TX	4.87
802.11ax HEW80_Nss1,(MCS0)_4TX	4.80
802.11ax HEW80-BF_Nss1,(MCS4)_4TX	4.89
802.11ax HEW160_Nss1,(MCS0)_4TX	4.89
802.11ax HEW160-BF_Nss1,(MCS4)_4TX	4.80
6.425-6.525GHz	-
802.11ax HEW20_Nss1,(MCS0)_4TX	4.93
802.11ax HEW20-BF_Nss1,(MCS4)_4TX	4.78
802.11ax HEW40_Nss1,(MCS0)_4TX	4.66
802.11ax HEW40-BF_Nss1,(MCS4)_4TX	4.82
802.11ax HEW80_Nss1,(MCS0)_4TX	4.84
802.11ax HEW80-BF_Nss1,(MCS4)_4TX	4.92
802.11ax HEW160_Nss1,(MCS0)_4TX	4.67
802.11ax HEW160-BF_Nss1,(MCS4)_4TX	4.47
6.525-6.875GHz	-
802.11ax HEW20_Nss1,(MCS0)_4TX	4.88
802.11ax HEW20-BF_Nss1,(MCS4)_4TX	4.43
802.11ax HEW40_Nss1,(MCS0)_4TX	4.91
802.11ax HEW40-BF_Nss1,(MCS4)_4TX	4.64
802.11ax HEW80_Nss1,(MCS0)_4TX	4.94
802.11ax HEW80-BF_Nss1,(MCS4)_4TX	4.96
802.11ax HEW160_Nss1,(MCS0)_4TX	4.70
802.11ax HEW160-BF_Nss1,(MCS4)_4TX	4.41
6.875-7.125GHz	-
802.11ax HEW20_Nss1,(MCS0)_4TX	4.75
802.11ax HEW20-BF_Nss1,(MCS4)_4TX	4.28
802.11ax HEW40_Nss1,(MCS0)_4TX	4.73
802.11ax HEW40-BF_Nss1,(MCS4)_4TX	4.96
802.11ax HEW80_Nss1,(MCS0)_4TX	4.99
802.11ax HEW80-BF_Nss1,(MCS4)_4TX	4.92
802.11ax HEW160_Nss1,(MCS0)_4TX	4.74
802.11ax HEW160-BF_Nss1,(MCS4)_4TX	4.26

RBW = 500kHz for 5.725-5.85GHz band / 1MHz for other band;

Result

Mode	EIRP PD (dBm/RBW)	EIRP PD Limit (dBm/RBW)
802.11ax HEW20_Nss1,(MCS0)_4TX	-	-
5955MHz	4.85	5.00
6195MHz	4.83	5.00
6415MHz	4.98	5.00
6435MHz	4.70	5.00
6475MHz	4.87	5.00
6515MHz	4.93	5.00
6535MHz	4.88	5.00
6695MHz	4.70	5.00
6875MHz Straddle 6.525-6.875GHz	4.68	5.00
6895MHz	4.58	5.00
6995MHz	4.58	5.00
7095MHz	4.75	5.00
7115MHz	2.18	5.00
802.11ax HEW40_Nss1,(MCS0)_4TX	-	-
5965MHz	4.78	5.00
6205MHz	4.95	5.00
6405MHz	4.67	5.00
6445MHz	4.51	5.00
6485MHz	4.66	5.00
6525MHz Straddle 6.425-6.525GHz	4.63	5.00
6565MHz	4.78	5.00
6685MHz	4.61	5.00
6885MHz Straddle 6.525-6.875GHz	4.91	5.00
6925MHz	4.73	5.00
7005MHz	4.63	5.00
7085MHz	4.69	5.00
802.11ax HEW80_Nss1,(MCS0)_4TX	-	-
5985MHz	4.52	5.00
6225MHz	4.80	5.00
6385MHz	4.58	5.00
6465MHz	4.84	5.00
6545MHz Straddle 6.425-6.525GHz	4.52	5.00
6625MHz	4.94	5.00
6705MHz	4.89	5.00
6785MHz	4.65	5.00
6865MHz Straddle 6.525-6.875GHz	4.72	5.00
6945MHz	4.99	5.00
7025MHz	4.52	5.00
802.11ax HEW160_Nss1,(MCS0)_4TX	-	-
6025MHz	4.89	5.00
6185MHz	4.83	5.00
6345MHz	4.57	5.00
6505MHz Straddle 6.425-6.525GHz	4.67	5.00
6665MHz	4.63	5.00
6825MHz Straddle 6.525-6.875GHz	4.70	5.00
6985MHz	4.74	5.00
802.11ax HEW20-BF_Nss1,(MCS4)_4TX	-	-
5955MHz	4.28	5.00
6195MHz	4.63	5.00
6415MHz	4.78	5.00
6435MHz	4.32	5.00
6475MHz	4.03	5.00
6515MHz	4.78	5.00
6535MHz	4.39	5.00

Mode	EIRP PD (dBm/RBW)	EIRP PD Limit (dBm/RBW)
6695MHz	4.43	5.00
6875MHz Straddle 6.525-6.875GHz	4.29	5.00
6895MHz	4.03	5.00
6995MHz	4.06	5.00
7095MHz	4.28	5.00
7115MHz	-3.22	5.00
802.11ax HEW40-BF_Nss1,(MCS4)_4TX	-	-
5965MHz	4.87	5.00
6205MHz	4.10	5.00
6405MHz	4.16	5.00
6445MHz	4.10	5.00
6485MHz	4.82	5.00
6525MHz Straddle 6.425-6.525GHz	4.55	5.00
6565MHz	4.30	5.00
6685MHz	4.58	5.00
6885MHz Straddle 6.525-6.875GHz	4.64	5.00
6925MHz	4.35	5.00
7005MHz	4.96	5.00
7085MHz	4.89	5.00
802.11ax HEW80-BF_Nss1,(MCS4)_4TX	-	-
5985MHz	4.84	5.00
6225MHz	4.89	5.00
6385MHz	4.61	5.00
6465MHz	4.84	5.00
6545MHz Straddle 6.425-6.525GHz	4.92	5.00
6625MHz	4.68	5.00
6705MHz	4.96	5.00
6785MHz	4.88	5.00
6865MHz Straddle 6.525-6.875GHz	4.80	5.00
6945MHz	4.92	5.00
7025MHz	4.72	5.00
802.11ax HEW160-BF_Nss1,(MCS4)_4TX	-	-
6025MHz	4.67	5.00
6185MHz	4.80	5.00
6345MHz	4.56	5.00
6505MHz Straddle 6.425-6.525GHz	4.47	5.00
6665MHz	4.01	5.00
6825MHz Straddle 6.525-6.875GHz	4.41	5.00
6985MHz	4.26	5.00

DG = Directional Gain; RBW = 500kHz for 5.725-5.85GHz band / 1MHz for other band;
PD = trace bin-by-bin of each transmits port summing can be performed maximum power density; Port X = Port X Power Density;
Inf = There's no restriction for the limit.

EIRP PSD;Band:6.2G;ax20;BWch:20MHz;Nss:1,(M0);Nant:4;Ch:5955MHz;TX

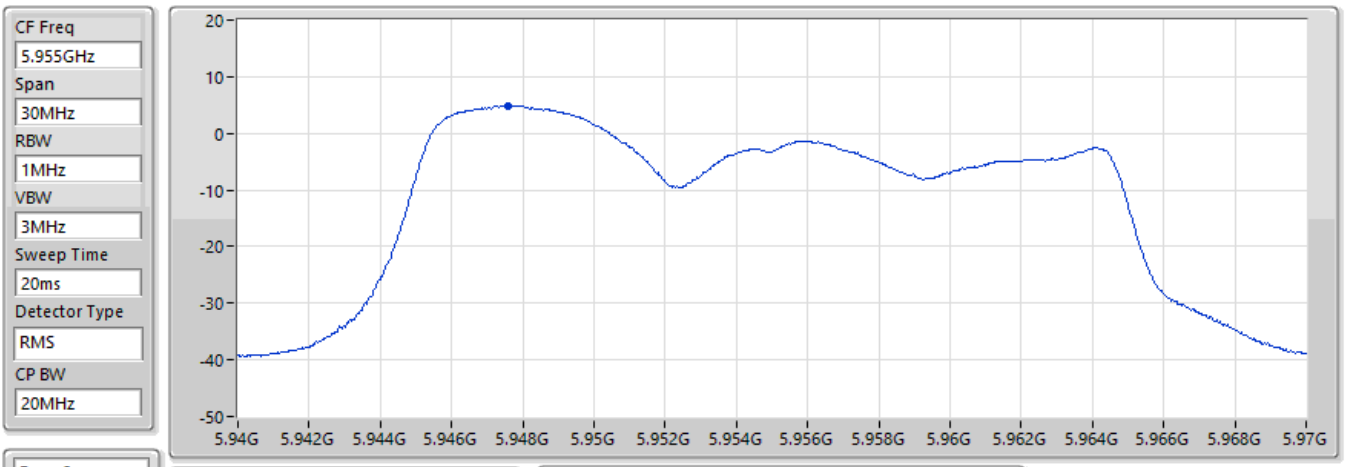

Page 8

EIRP PSD (dBm)
4.85

EIRP=Pr+Lp [Lp Free Space Path Loss]
Pr=Pmeas-Gr+Lc-Gamp

Pmeas	Gr (dBi)	Lc (dB)	Gamp (dB)	Lp (dB)
-14.03	11.10	7.65	35.20	57.53

EIRP PSD;Band:6.2G;ax20;BWch:20MHz;Nss:1,(M0);Nant:4;Ch:6195MHz;TX

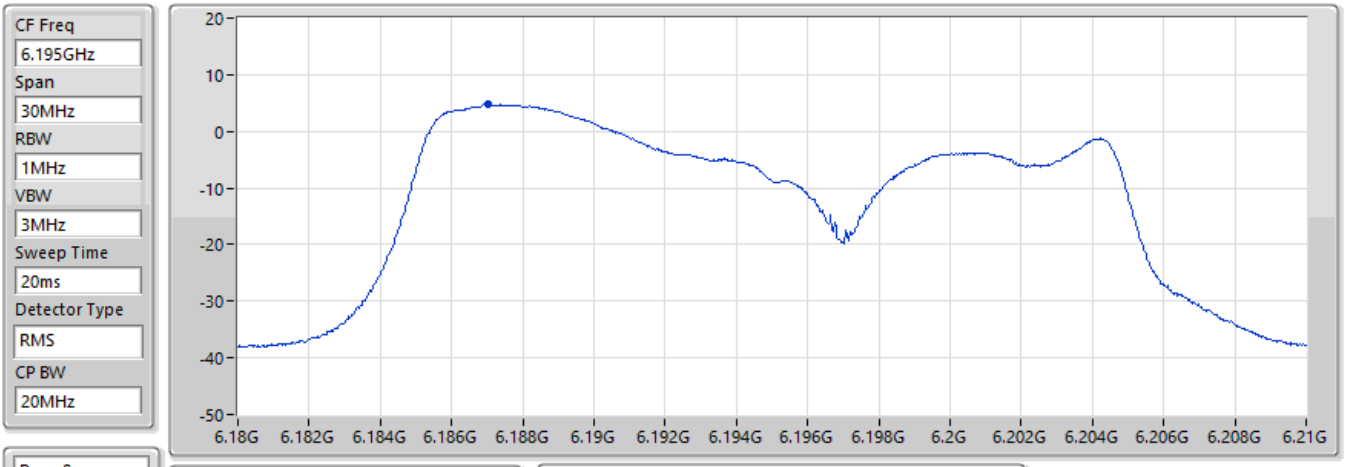

Page 8

EIRP PSD (dBm)
4.83

EIRP=Pr+Lp [Lp Free Space Path Loss]
Pr=Pmeas-Gr+Lc-Gamp

Pmeas	Gr (dBi)	Lc (dB)	Gamp (dB)	Lp (dB)
-14.65	11.10	7.91	35.20	57.87

EIRP PSD;Band:6.2G;ax20;BWch:20MHz;Nss:1,(M0);Nant:4;Ch:6415MHz;TX

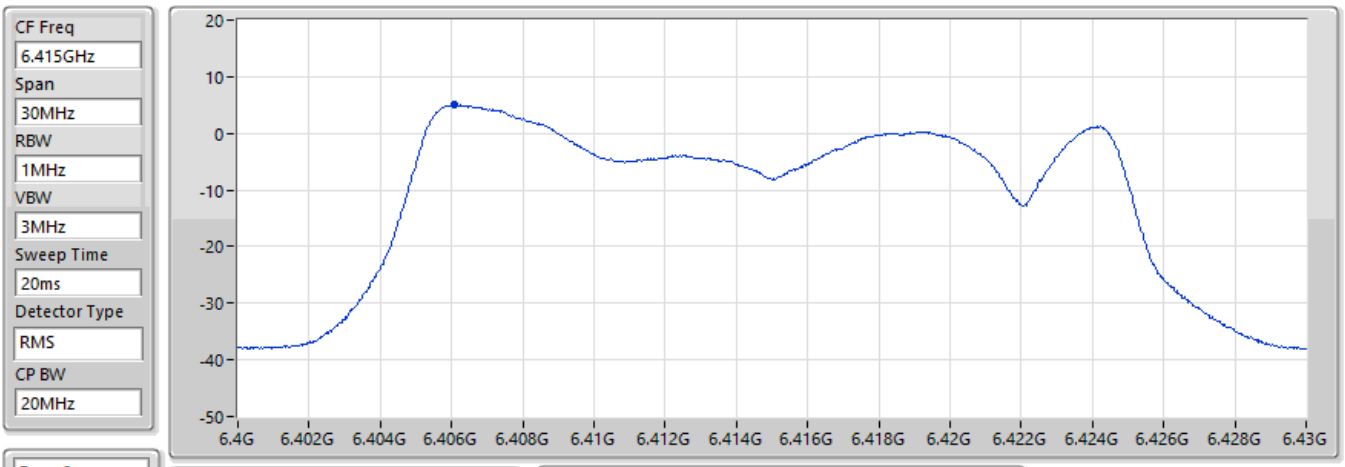

EIRP PSD (dBm)
4.98

EIRP=Pr+Lp [Lp Free Space Path Loss]
Pr=Pmeas-Gr+Lc-Gamp

Pmeas	Gr (dBi)	Lc (dB)	Gamp (dB)	Lp (dB)
-14.33	11.71	8.06	35.21	58.17

EIRP PSD;Band:6.4G;ax20;BWch:20MHz;Nss:1,(M0);Nant:4;Ch:6435MHz;TX

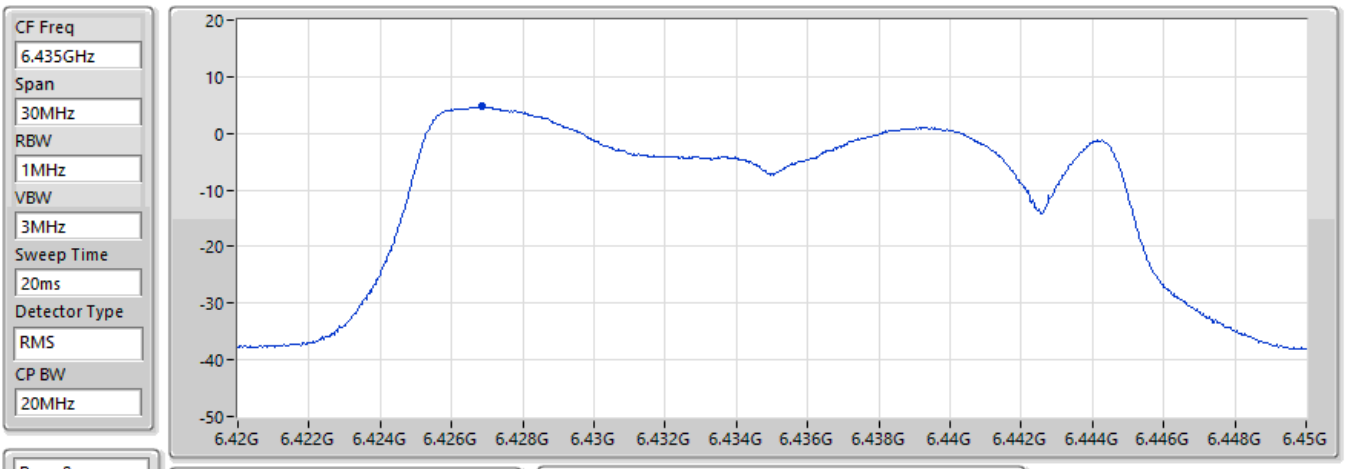

EIRP PSD (dBm)
4.7

EIRP=Pr+Lp [Lp Free Space Path Loss]
Pr=Pmeas-Gr+Lc-Gamp

Pmeas	Gr (dBi)	Lc (dB)	Gamp (dB)	Lp (dB)
-14.61	11.75	8.08	35.22	58.20

EIRP PSD;Band:6.4G;ax20;BWch:20MHz;Nss:1,(M0);Nant:4;Ch:6475MHz;TX

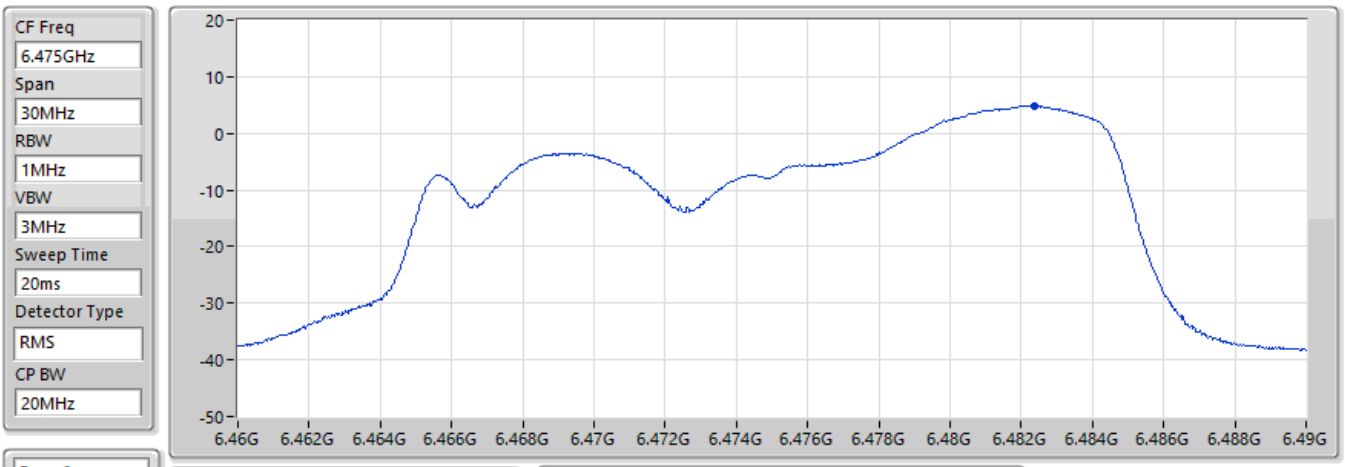

EIRP PSD (dBm)
4.87

EIRP=Pr+Lp [Lp Free Space Path Loss]
Pr=Pmeas-Gr+Lc-Gamp

Pmeas	Gr (dBi)	Lc (dB)	Gamp (dB)	Lp (dB)
-14.44	11.86	8.11	35.22	58.28

EIRP PSD;Band:6.4G;ax20;BWch:20MHz;Nss:1,(M0);Nant:4;Ch:6515MHz;TX

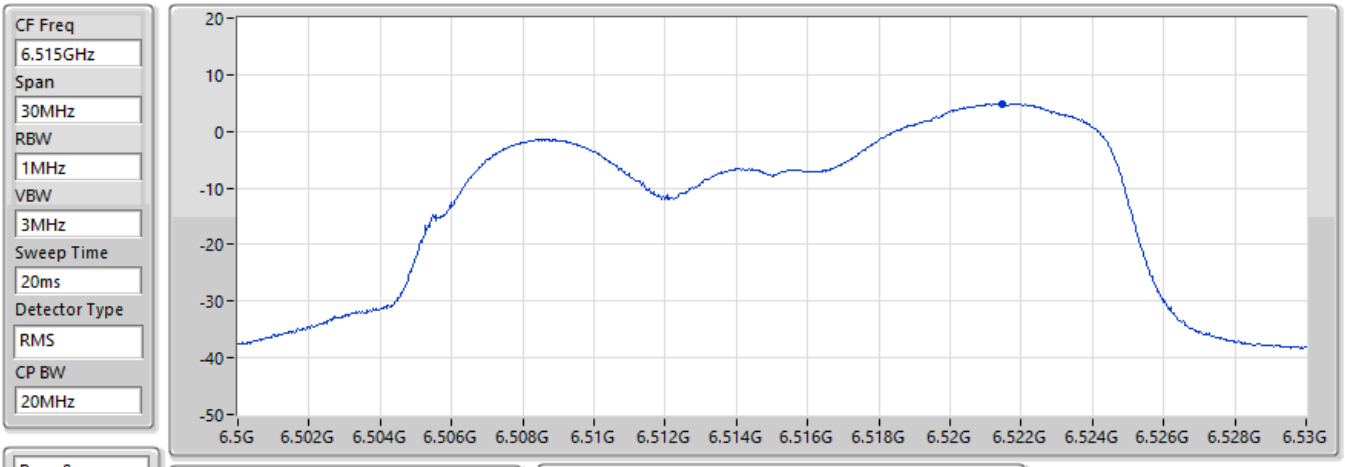

EIRP PSD (dBm)
4.93

EIRP=Pr+Lp [Lp Free Space Path Loss]
Pr=Pmeas-Gr+Lc-Gamp

Pmeas	Gr (dBi)	Lc (dB)	Gamp (dB)	Lp (dB)
-14.46	11.86	8.14	35.22	58.33

EIRP PSD;Band:6.7G;ax20;BWch:20MHz;Nss:1,(M0);Nant:4;Ch:6535MHz;TX

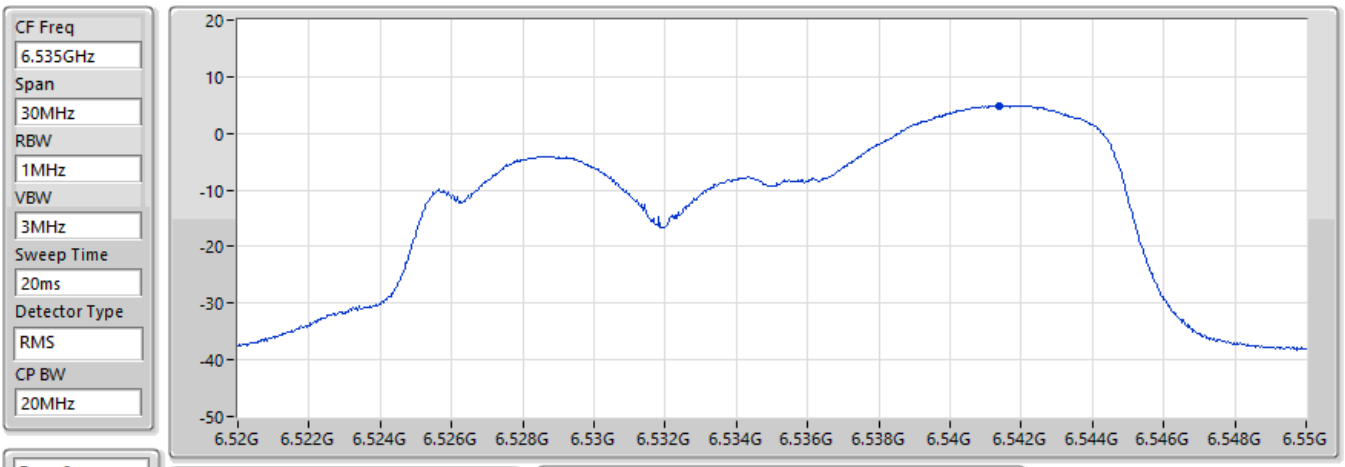

EIRP PSD (dBm)
4.88

EIRP=Pr+Lp [Lp Free Space Path Loss]
Pr=Pmeas-Gr+Lc-Gamp

Pmeas	Gr (dBi)	Lc (dB)	Gamp (dB)	Lp (dB)
-14.60	11.82	8.15	35.21	58.36

EIRP PSD;Band:6.7G;ax20;BWch:20MHz;Nss:1,(M0);Nant:4;Ch:6695MHz;TX

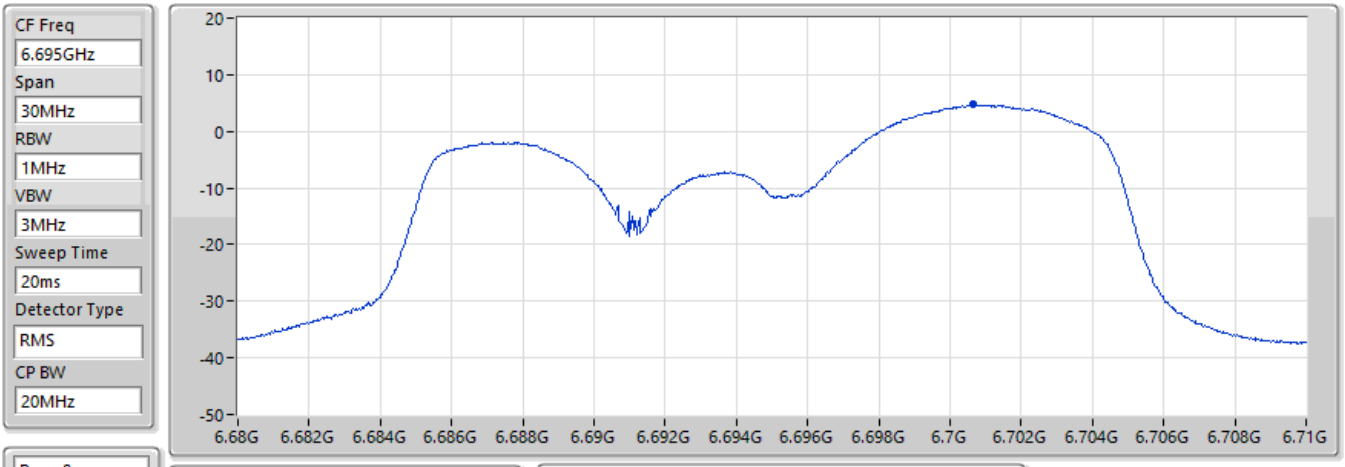

EIRP PSD (dBm)
4.7

EIRP=Pr+Lp [Lp Free Space Path Loss]
Pr=Pmeas-Gr+Lc-Gamp

Pmeas	Gr (dBi)	Lc (dB)	Gamp (dB)	Lp (dB)
-15.44	11.50	8.26	35.18	58.56

EIRP PSD;Band:6.7G;ax20;BWch:20MHz;Nss:1,(M0);Nant:4;Ch:6875MHz;TX

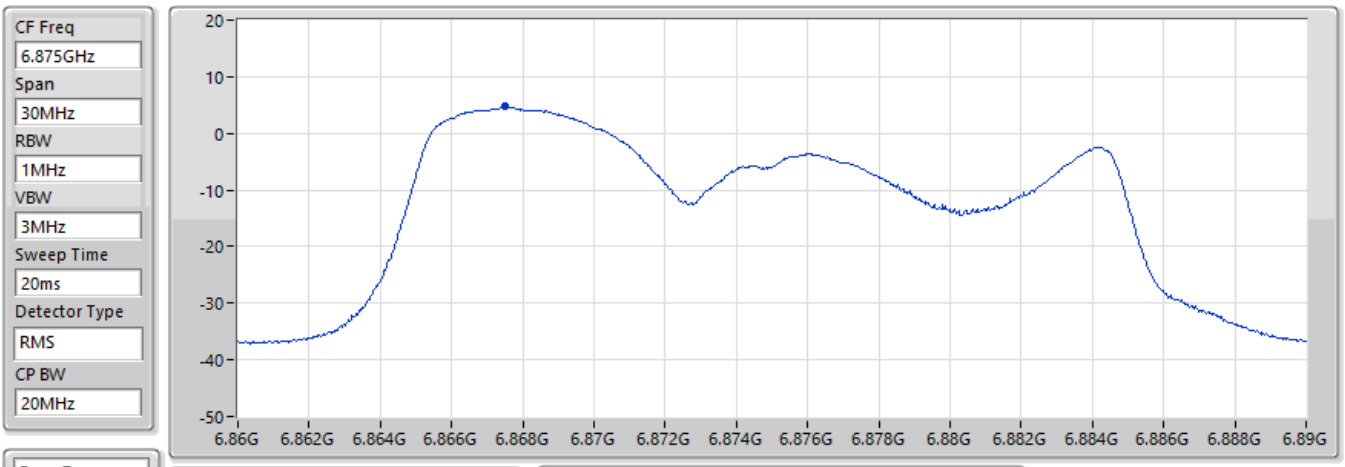

EIRP PSD (dBm)
4.68

EIRP=Pr+Lp [Lp Free Space Path Loss]
Pr=Pmeas-Gr+Lc-Gamp

Pmeas	Gr (dBi)	Lc (dB)	Gamp (dB)	Lp (dB)
-15.90	11.40	8.35	35.15	58.78

EIRP PSD;Band:7.0G;ax20;BWch:20MHz;Nss:1,(M0);Nant:4;Ch:6895MHz;TX

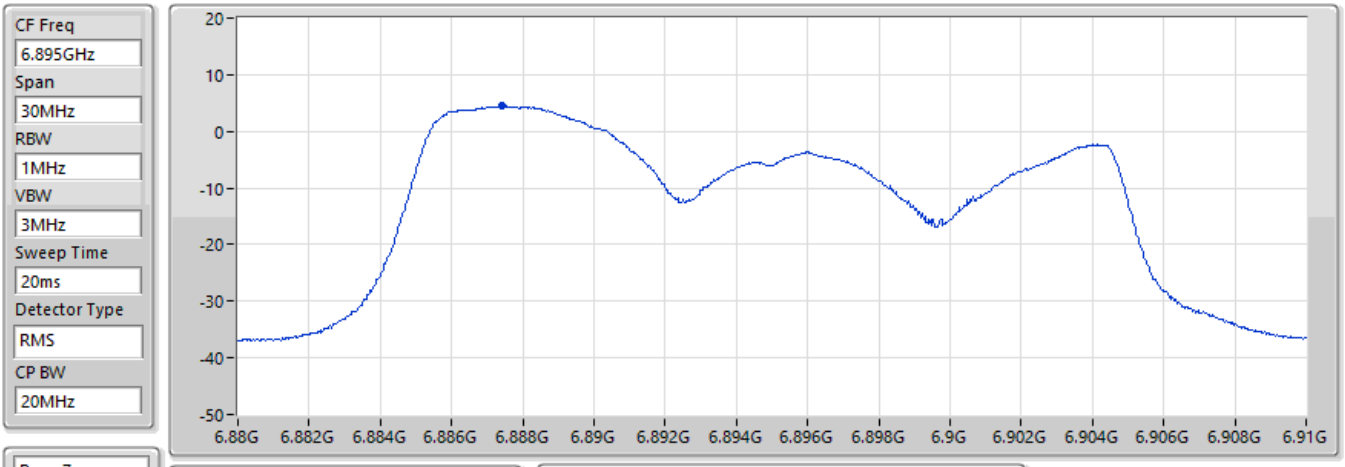

EIRP PSD (dBm)
4.58

EIRP=Pr+Lp [Lp Free Space Path Loss]
Pr=Pmeas-Gr+Lc-Gamp

Pmeas	Gr (dBi)	Lc (dB)	Gamp (dB)	Lp (dB)
-16.02	11.40	8.35	35.15	58.80

EIRP PSD;Band:7.0G;ax20;BWch:20MHz;Nss:1,(M0);Nant:4;Ch:6995MHz;TX

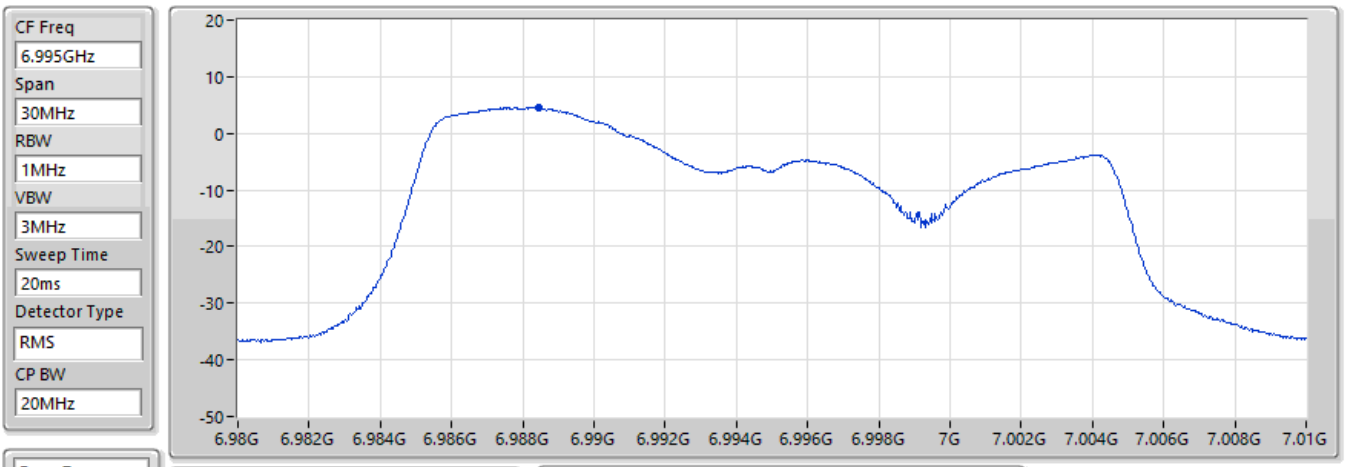

EIRP PSD (dBm)
4.58

EIRP=Pr+Lp [Lp Free Space Path Loss]
Pr=Pmeas-Gr+Lc-Gamp

Pmeas	Gr (dBi)	Lc (dB)	Gamp (dB)	Lp (dB)
-16.14	11.48	8.40	35.13	58.93

EIRP PSD;Band:7.0G;ax20;BWch:20MHz;Nss:1,(M0);Nant:4;Ch:7095MHz;TX

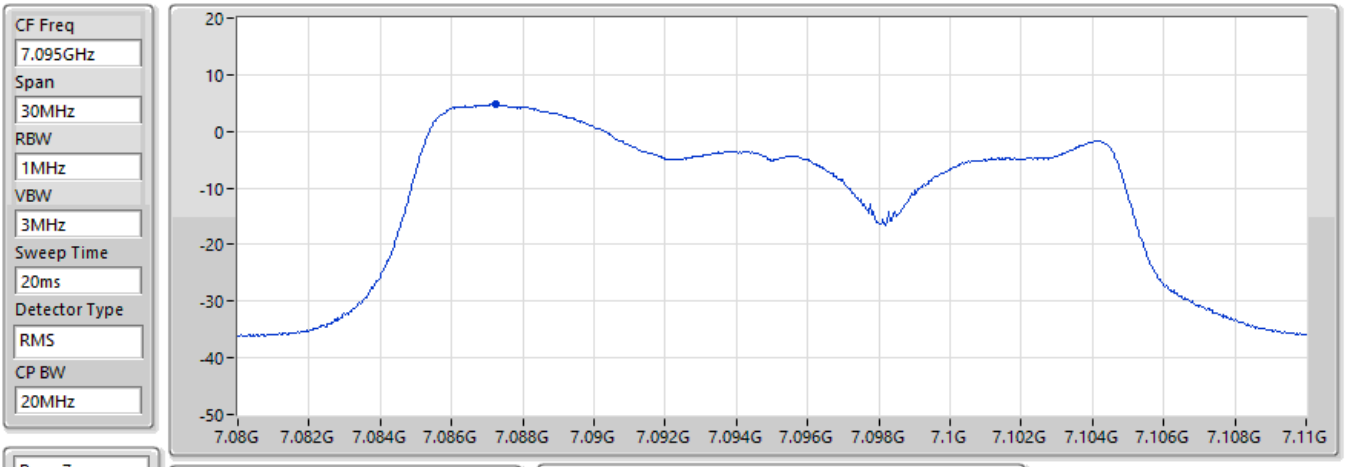

EIRP PSD (dBm)
4.75

EIRP=Pr+Lp [Lp Free Space Path Loss]
Pr=Pmeas-Gr+Lc-Gamp

Pmeas	Gr (dBi)	Lc (dB)	Gamp (dB)	Lp (dB)
-16.05	11.53	8.42	35.14	59.05

EIRP PSD;Band:7.0G;ax20;BWch:20MHz;Nss:1,(M0);Nant:4;Ch:7115MHz;TX

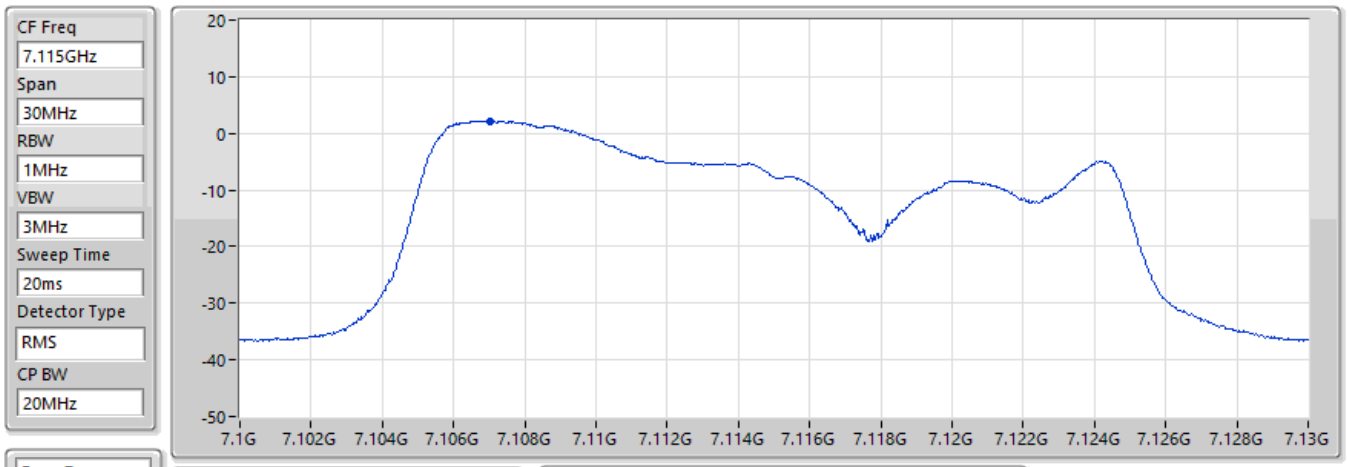

EIRP PSD (dBm)
2.18

EIRP=Pr+Lp [Lp Free Space Path Loss]
Pr=Pmeas-Gr+Lc-Gamp

Pmeas	Gr (dBi)	Lc (dB)	Gamp (dB)	Lp (dB)
-18.70	11.49	8.43	35.14	59.08

EIRP PSD;Band:6.2G;ax40;BWch:40MHz;Nss:1,(M0);Nant:4;Ch:5965MHz;TX

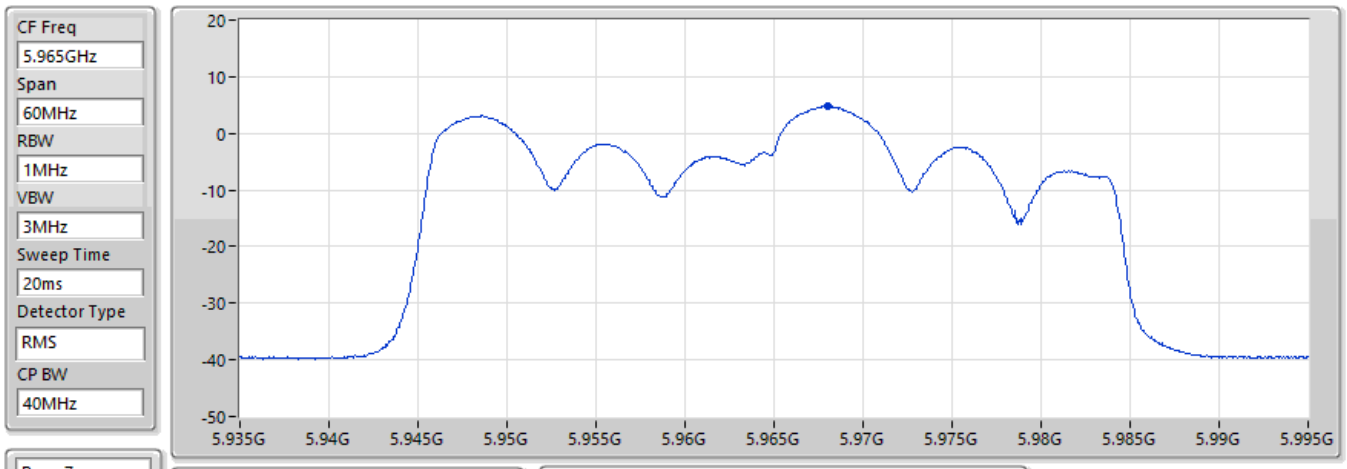

EIRP PSD (dBm)
4.78

EIRP=Pr+Lp [Lp Free Space Path Loss]
Pr=Pmeas-Gr+Lc-Gamp

Pmeas	Gr (dBi)	Lc (dB)	Gamp (dB)	Lp (dB)
-14.11	11.14	7.66	35.19	57.56

EIRP PSD;Band:6.2G;ax40;BWch:40MHz;Nss:1,(M0);Nant:4;Ch:6205MHz;TX

CF Freq	6.205GHz
Span	60MHz
RBW	1MHz
VBW	3MHz
Sweep Time	20ms
Detector Type	RMS
CP BW	40MHz

Page 7

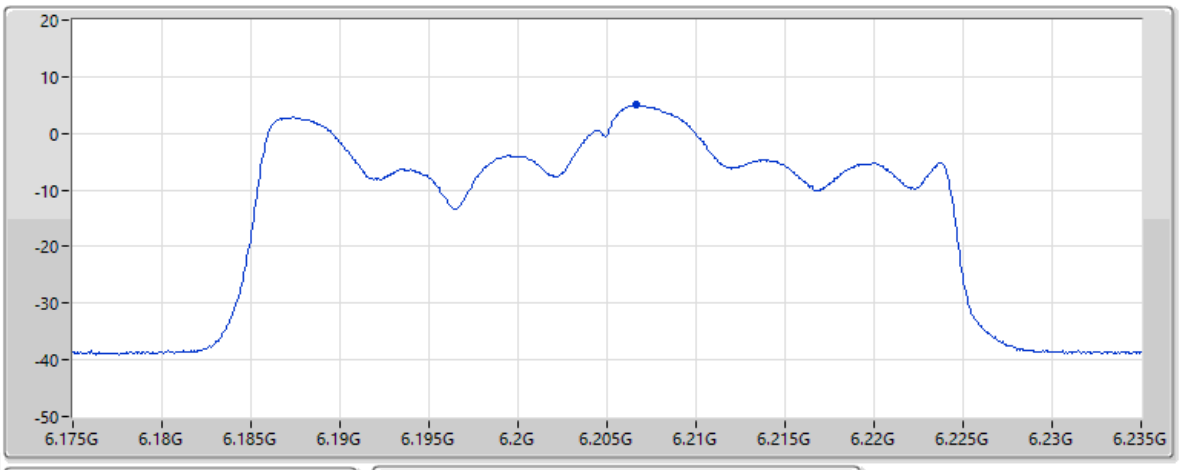

EIRP PSD (dBm)
4.95

EIRP=Pr+Lp [Lp Free Space Path Loss]
Pr=Pmeas-Gr+Lc-Gamp

Pmeas	Gr (dBi)	Lc (dB)	Gamp (dB)	Lp (dB)
-14.56	11.11	7.92	35.20	57.90

EIRP PSD;Band:6.2G;ax40;BWch:40MHz;Nss:1,(M0);Nant:4;Ch:6405MHz;TX

CF Freq	6.405GHz
Span	60MHz
RBW	1MHz
VBW	3MHz
Sweep Time	20ms
Detector Type	RMS
CP BW	40MHz

Page 7

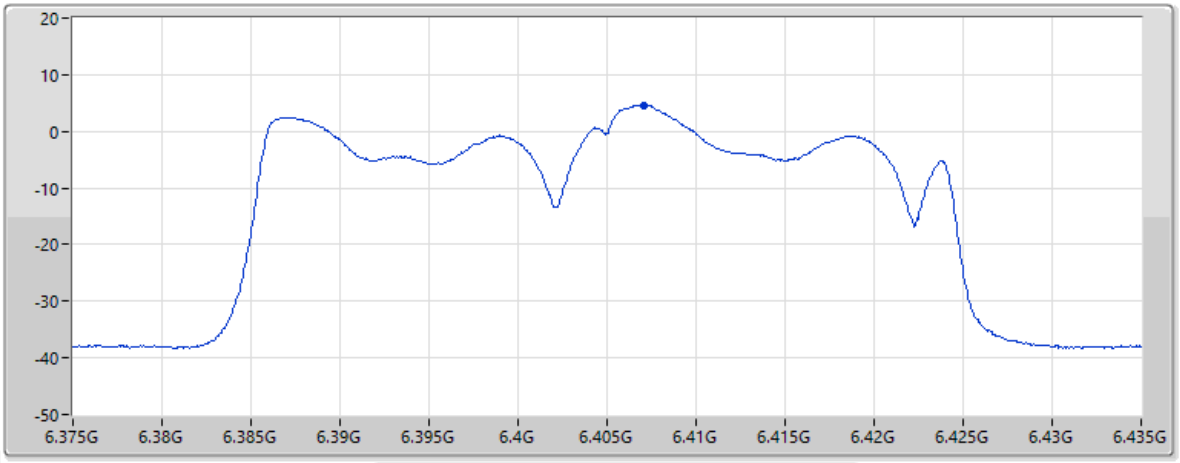

EIRP PSD (dBm)
4.67

EIRP=Pr+Lp [Lp Free Space Path Loss]
Pr=Pmeas-Gr+Lc-Gamp

Pmeas	Gr (dBi)	Lc (dB)	Gamp (dB)	Lp (dB)
-14.65	11.71	8.06	35.21	58.18

EIRP PSD;Band:6.4G;ax40;BWch:40MHz;Nss:1,(M0);Nant:4;Ch:6445MHz;TX

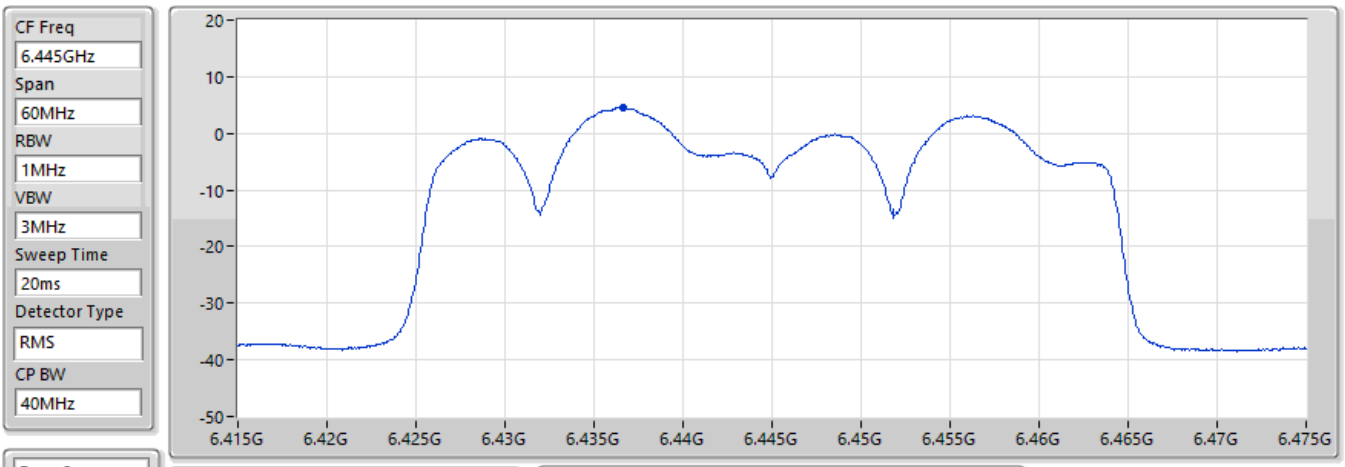

EIRP PSD (dBm)
4.51

EIRP=Pr+Lp [Lp Free Space Path Loss]
Pr=Pmeas-Gr+Lc-Gamp

Pmeas	Gr (dBi)	Lc (dB)	Gamp (dB)	Lp (dB)
-14.80	11.77	8.08	35.22	58.22

EIRP PSD;Band:6.4G;ax40;BWch:40MHz;Nss:1,(M0);Nant:4;Ch:6485MHz;TX

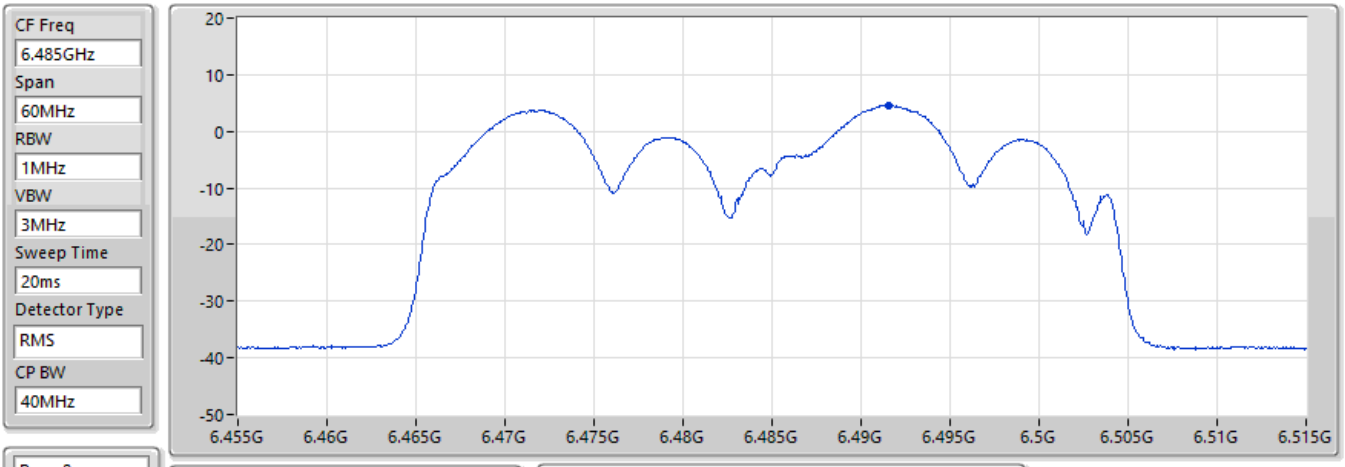

EIRP PSD (dBm)
4.66

EIRP=Pr+Lp [Lp Free Space Path Loss]
Pr=Pmeas-Gr+Lc-Gamp

Pmeas	Gr (dBi)	Lc (dB)	Gamp (dB)	Lp (dB)
-14.65	11.88	8.12	35.22	58.29

EIRP PSD;Band:6.4G;ax40;BWch:40MHz;Nss:1,(M0);Nant:4;Ch:6525MHz;TX

CF Freq	6.525GHz
Span	60MHz
RBW	1MHz
VBW	3MHz
Sweep Time	20ms
Detector Type	RMS
CP BW	40MHz

Page 8

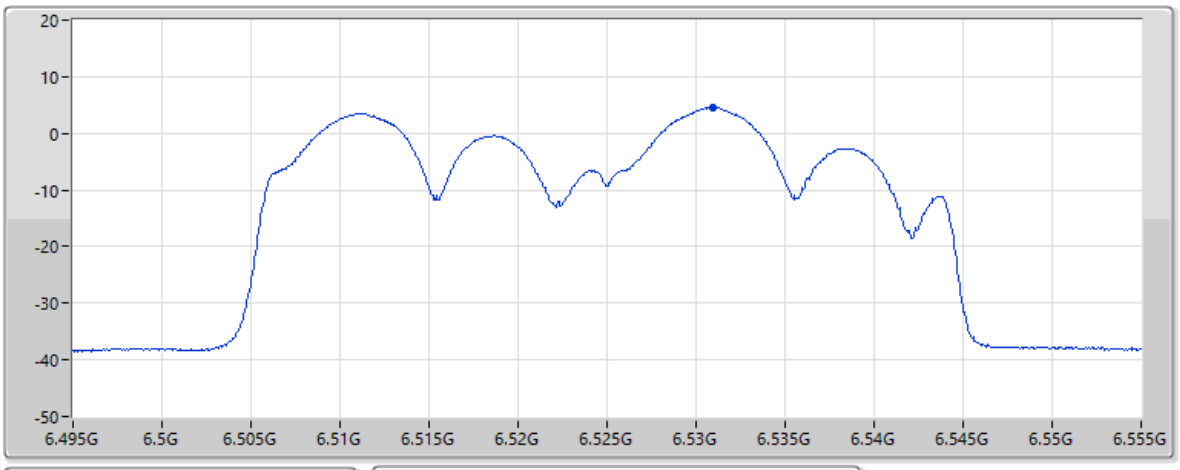

EIRP PSD (dBm)
4.63

EIRP=Pr+Lp [Lp Free Space Path Loss]
Pr=Pmeas-Gr+Lc-Gamp

Pmeas	Gr (dBi)	Lc (dB)	Gamp (dB)	Lp (dB)
-14.81	11.84	8.15	35.21	58.34

EIRP PSD;Band:6.7G;ax40;BWch:40MHz;Nss:1,(M0);Nant:4;Ch:6565MHz;TX

CF Freq	6.565GHz
Span	60MHz
RBW	1MHz
VBW	3MHz
Sweep Time	20ms
Detector Type	RMS
CP BW	40MHz

Page 8

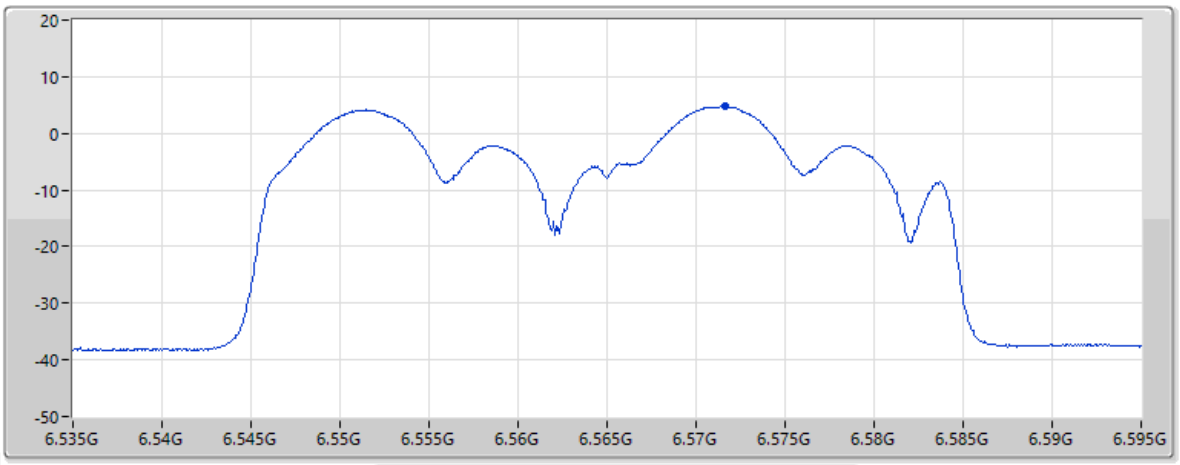

EIRP PSD (dBm)
4.78

EIRP=Pr+Lp [Lp Free Space Path Loss]
Pr=Pmeas-Gr+Lc-Gamp

Pmeas	Gr (dBi)	Lc (dB)	Gamp (dB)	Lp (dB)
-14.87	11.71	8.17	35.21	58.40

EIRP PSD;Band:6.7G;ax40;BWch:40MHz;Nss:1,(M0);Nant:4;Ch:6685MHz;TX

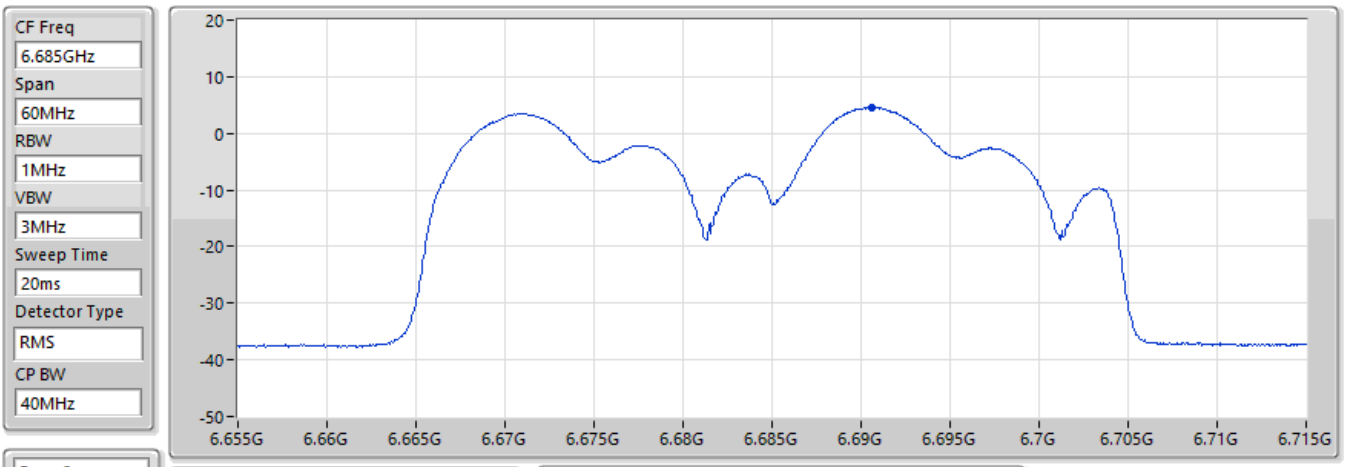

EIRP PSD (dBm)
4.61

EIRP=Pr+Lp [Lp Free Space Path Loss]
Pr=Pmeas-Gr+Lc-Gamp

Pmeas	Gr (dBi)	Lc (dB)	Gamp (dB)	Lp (dB)
-15.50	11.50	8.25	35.19	58.55

EIRP PSD;Band:6.7G;ax40;BWch:40MHz;Nss:1,(M0);Nant:4;Ch:6885MHz;TX

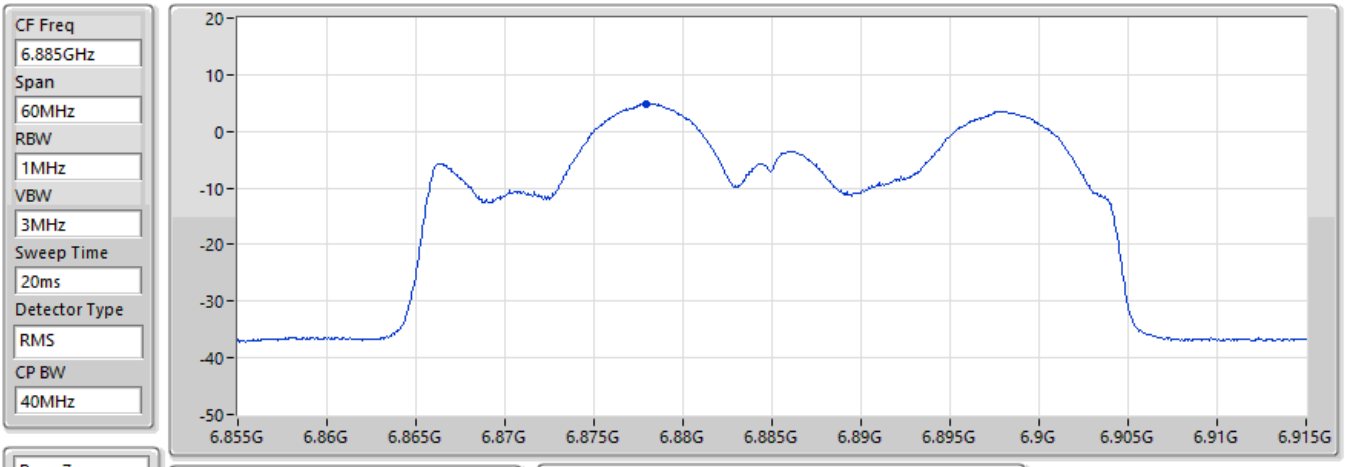

EIRP PSD (dBm)
4.91

EIRP=Pr+Lp [Lp Free Space Path Loss]
Pr=Pmeas-Gr+Lc-Gamp

Pmeas	Gr (dBi)	Lc (dB)	Gamp (dB)	Lp (dB)
-15.68	11.40	8.35	35.15	58.79

EIRP PSD;Band:7.0G;ax40;BWch:40MHz;Nss:1,(M0);Nant:4;Ch:6925MHz;TX

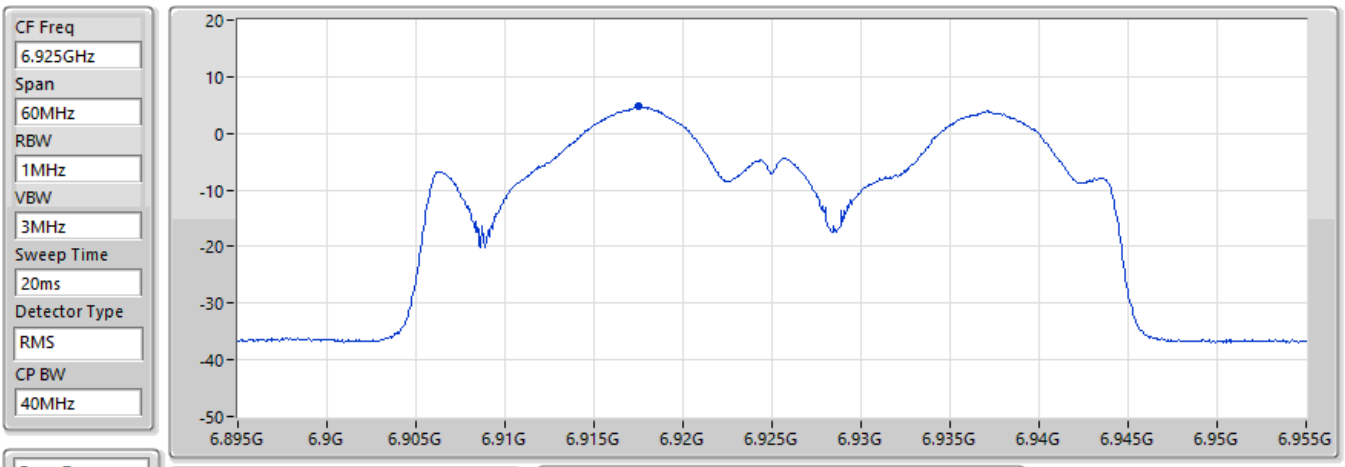

EIRP PSD (dBm)
4.73

EIRP=Pr+Lp [Lp Free Space Path Loss]
Pr=Pmeas-Gr+Lc-Gamp

Pmeas	Gr (dBi)	Lc (dB)	Gamp (dB)	Lp (dB)
-15.94	11.40	8.37	35.14	58.84

EIRP PSD;Band:7.0G;ax40;BWch:40MHz;Nss:1,(M0);Nant:4;Ch:7005MHz;TX

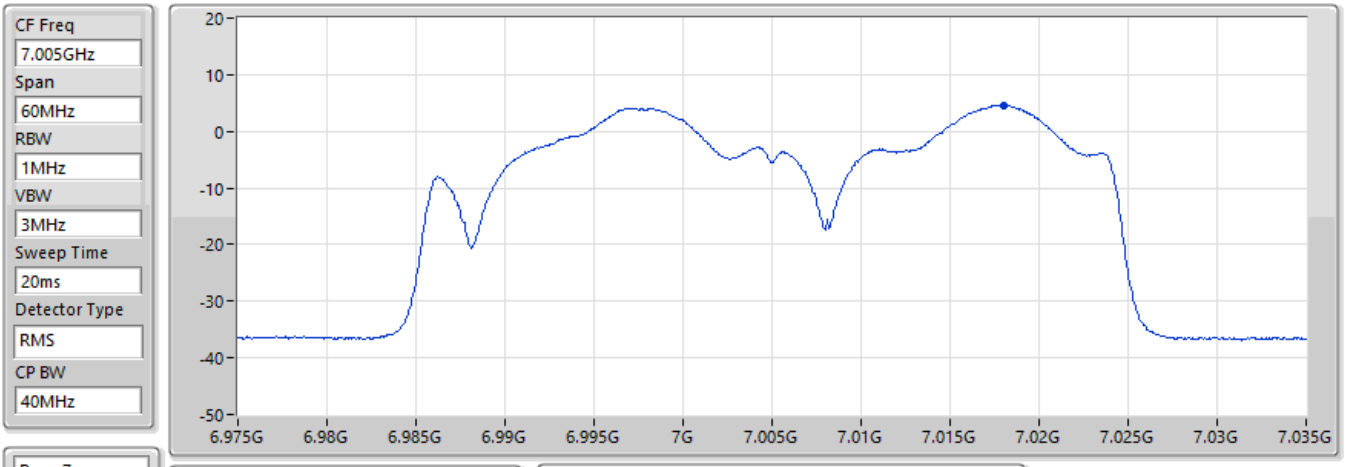

EIRP PSD (dBm)
4.63

EIRP=Pr+Lp [Lp Free Space Path Loss]
Pr=Pmeas-Gr+Lc-Gamp

Pmeas	Gr (dBi)	Lc (dB)	Gamp (dB)	Lp (dB)
-16.07	11.54	8.40	35.13	58.97

EIRP PSD;Band:7.0G;ax40;BWch:40MHz;Nss:1,(M0);Nant:4;Ch:7085MHz;TX

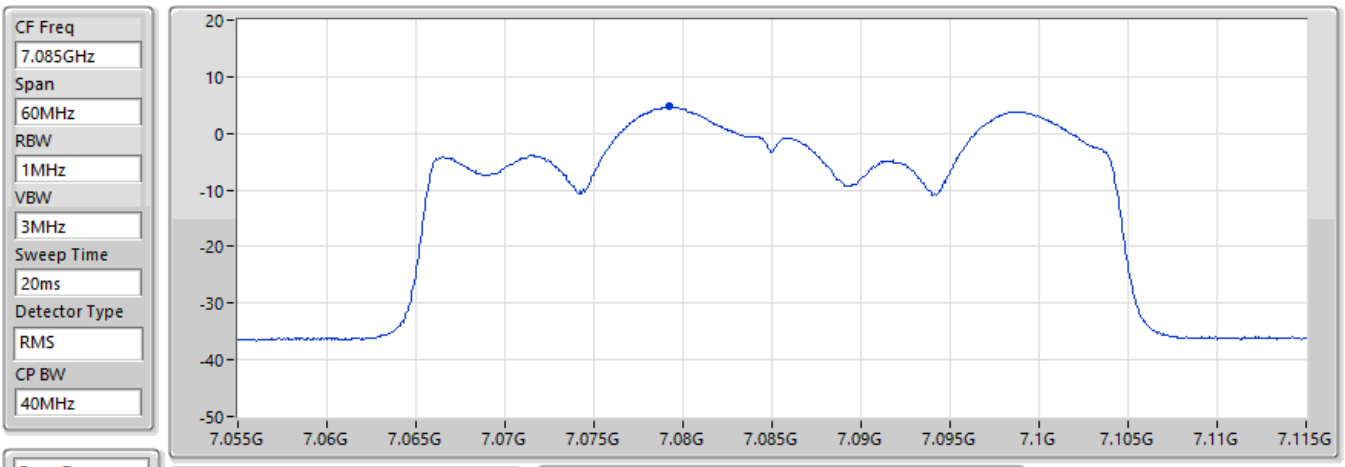

EIRP PSD (dBm)
4.69

EIRP=Pr+Lp [Lp Free Space Path Loss]
Pr=Pmeas-Gr+Lc-Gamp

Pmeas	Gr (dBi)	Lc (dB)	Gamp (dB)	Lp (dB)
-16.09	11.54	8.42	35.14	59.04

EIRP PSD;Band:6.2G;ax80;BWch:80MHz;Nss:1,(M0);Nant:4;Ch:5985MHz;TX

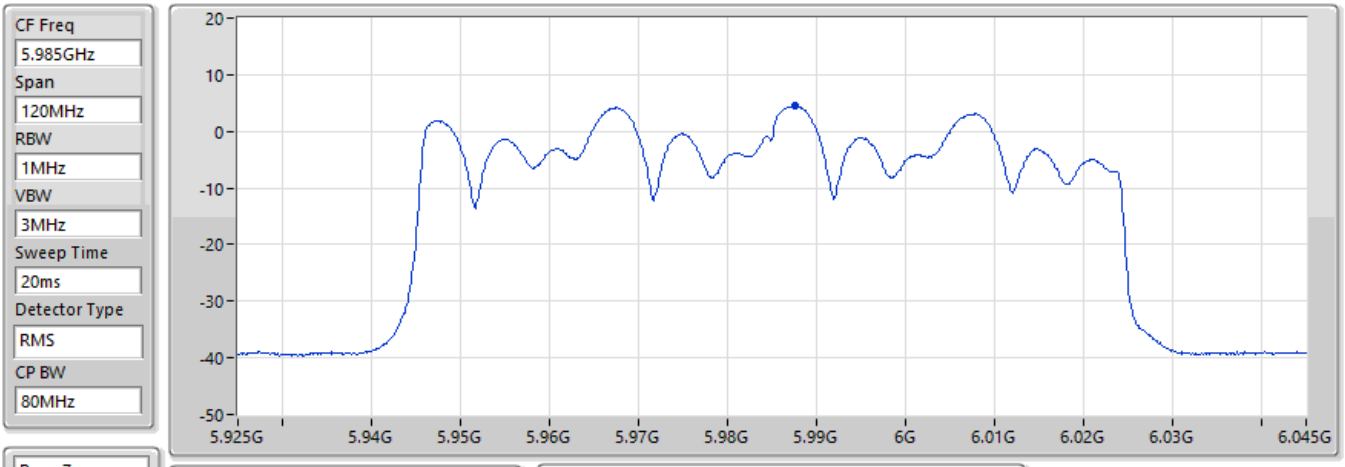

EIRP PSD (dBm)
4.52

EIRP=Pr+Lp [Lp Free Space Path Loss]
Pr=Pmeas-Gr+Lc-Gamp

Pmeas	Gr (dBi)	Lc (dB)	Gamp (dB)	Lp (dB)
-14.38	11.18	7.68	35.19	57.59

EIRP PSD;Band:6.2G;ax80;BWch:80MHz;Nss:1,(M0);Nant:4;Ch:6225MHz;TX

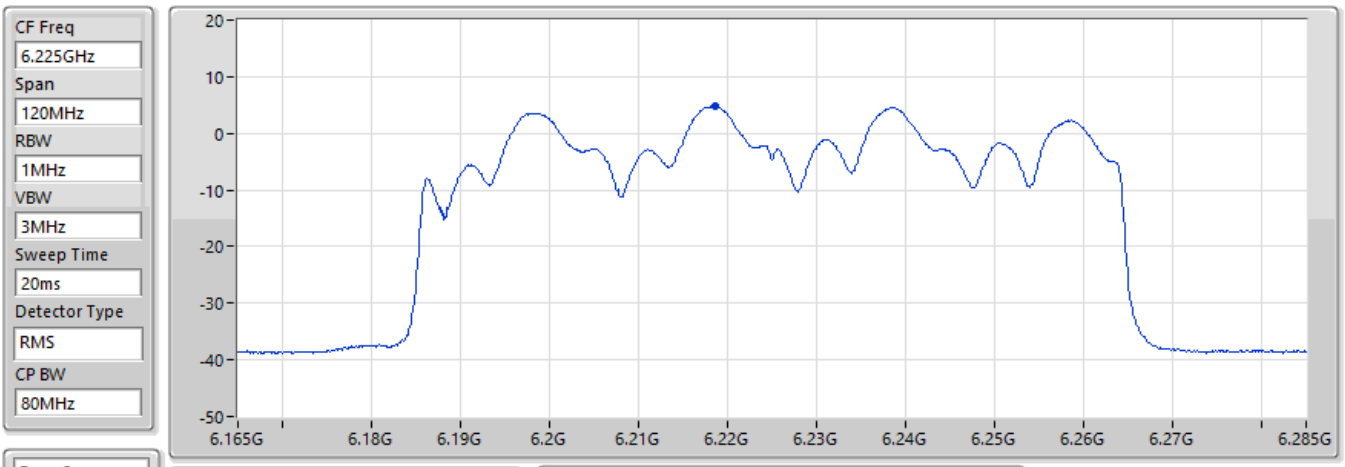

EIRP PSD (dBm)
4.8

EIRP=Pr+Lp [Lp Free Space Path Loss]
Pr=Pmeas-Gr+Lc-Gamp

Pmeas	Gr (dBi)	Lc (dB)	Gamp (dB)	Lp (dB)
-14.71	11.14	7.93	35.20	57.92

EIRP PSD;Band:6.2G;ax80;BWch:80MHz;Nss:1,(M0);Nant:4;Ch:6385MHz;TX

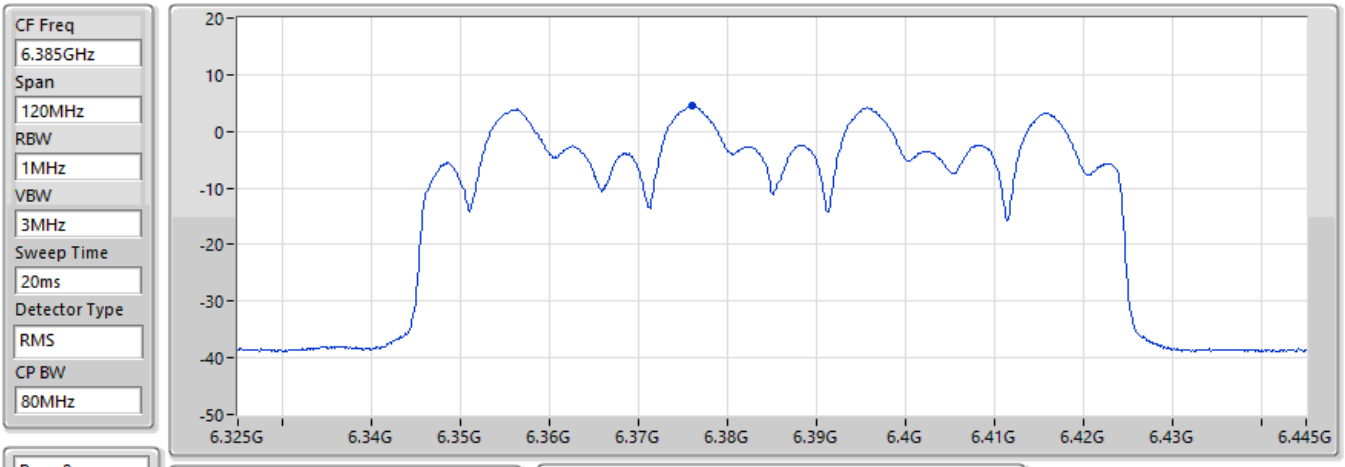

EIRP PSD (dBm)
4.58

EIRP=Pr+Lp [Lp Free Space Path Loss]
Pr=Pmeas-Gr+Lc-Gamp

Pmeas	Gr (dBi)	Lc (dB)	Gamp (dB)	Lp (dB)
-14.73	11.65	8.04	35.21	58.13

EIRP PSD;Band:6.4G;ax80;BWch:80MHz;Nss:1,(M0);Nant:4;Ch:6465MHz;TX

CF Freq	6.465GHz
Span	120MHz
RBW	1MHz
VBW	3MHz
Sweep Time	20ms
Detector Type	RMS
CP BW	80MHz

Page 8

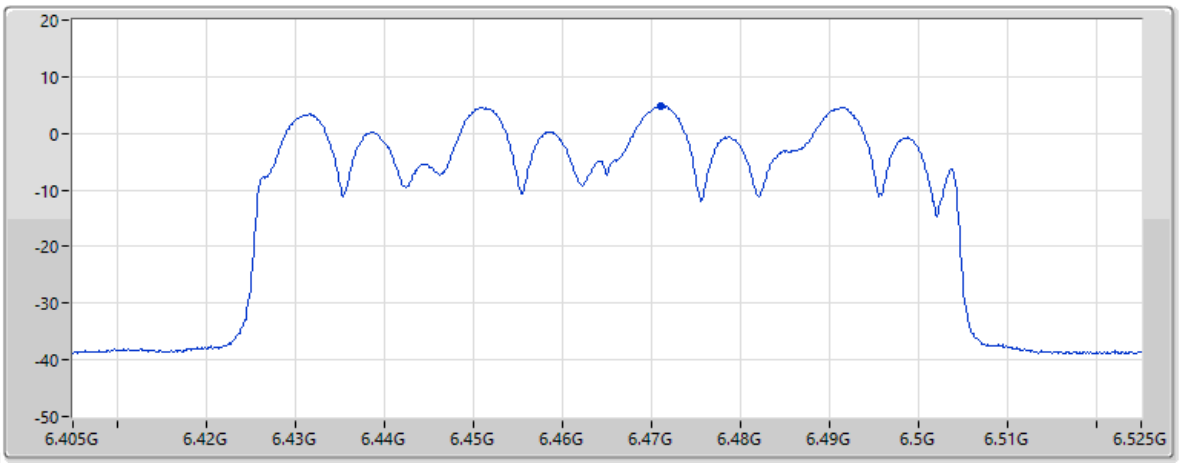

EIRP PSD (dBm)
4.84

EIRP=Pr+Lp [Lp Free Space Path Loss]
Pr=Pmeas-Gr+Lc-Gamp

Pmeas	Gr (dBi)	Lc (dB)	Gamp (dB)	Lp (dB)
-14.47	11.84	8.11	35.22	58.26

EIRP PSD;Band:6.4G;ax80;BWch:80MHz;Nss:1,(M0);Nant:4;Ch:6545MHz;TX

CF Freq	6.545GHz
Span	120MHz
RBW	1MHz
VBW	3MHz
Sweep Time	20ms
Detector Type	RMS
CP BW	80MHz

Page 8

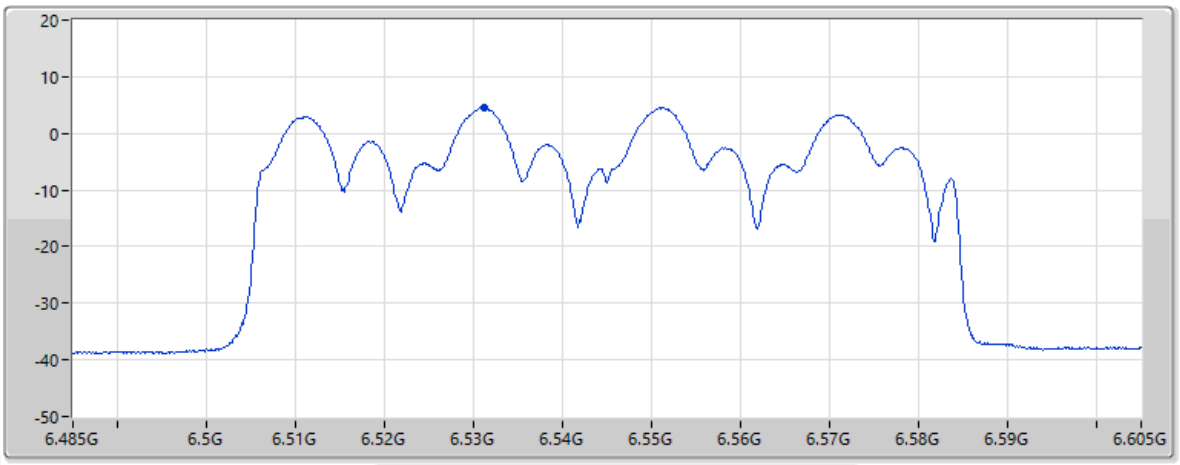

EIRP PSD (dBm)
4.52

EIRP=Pr+Lp [Lp Free Space Path Loss]
Pr=Pmeas-Gr+Lc-Gamp

Pmeas	Gr (dBi)	Lc (dB)	Gamp (dB)	Lp (dB)
-14.92	11.84	8.15	35.21	58.34

EIRP PSD;Band:6.7G;ax80;BWch:80MHz;Nss:1,(M0);Nant:4;Ch:6625MHz;TX

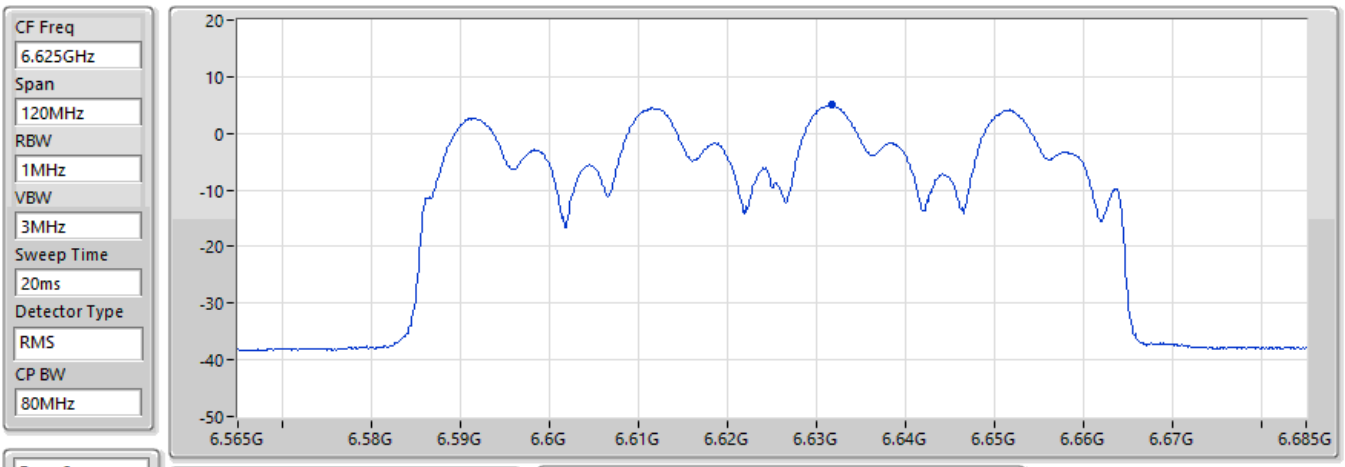

EIRP PSD (dBm)
4.94

EIRP=Pr+Lp [Lp Free Space Path Loss]
Pr=Pmeas-Gr+Lc-Gamp

Pmeas	Gr (dBi)	Lc (dB)	Gamp (dB)	Lp (dB)
-15.00	11.54	8.21	35.20	58.47

EIRP PSD;Band:6.7G;ax80;BWch:80MHz;Nss:1,(M0);Nant:4;Ch:6705MHz;TX

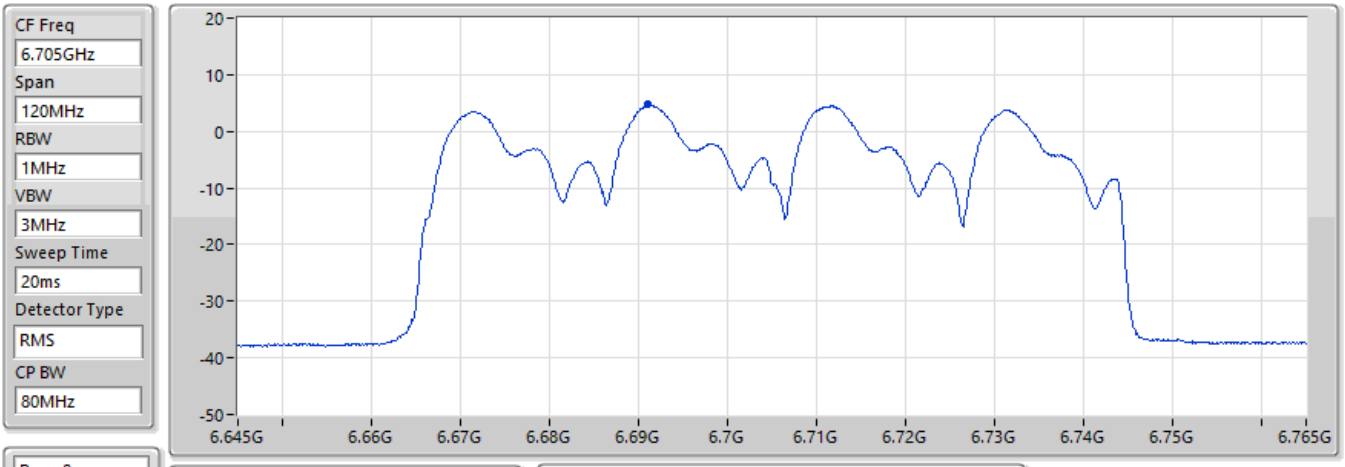

EIRP PSD (dBm)
4.89

EIRP=Pr+Lp [Lp Free Space Path Loss]
Pr=Pmeas-Gr+Lc-Gamp

Pmeas	Gr (dBi)	Lc (dB)	Gamp (dB)	Lp (dB)
-15.22	11.50	8.25	35.19	58.55

EIRP PSD;Band:6.7G;ax80;BWch:80MHz;Nss:1,(M0);Nant:4;Ch:6785MHz;TX

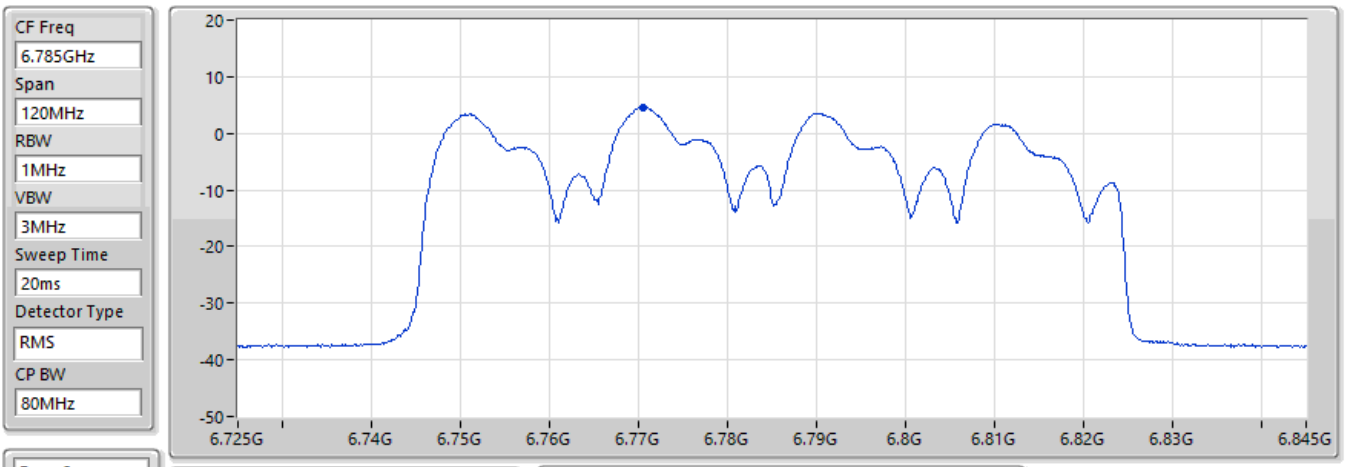

EIRP PSD (dBm)
4.65

EIRP=Pr+Lp [Lp Free Space Path Loss]
Pr=Pmeas-Gr+Lc-Gamp

Pmeas	Gr (dBi)	Lc (dB)	Gamp (dB)	Lp (dB)
-15.77	11.36	8.30	35.17	58.65

EIRP PSD;Band:6.7G;ax80;BWch:80MHz;Nss:1,(M0);Nant:4;Ch:6865MHz;TX

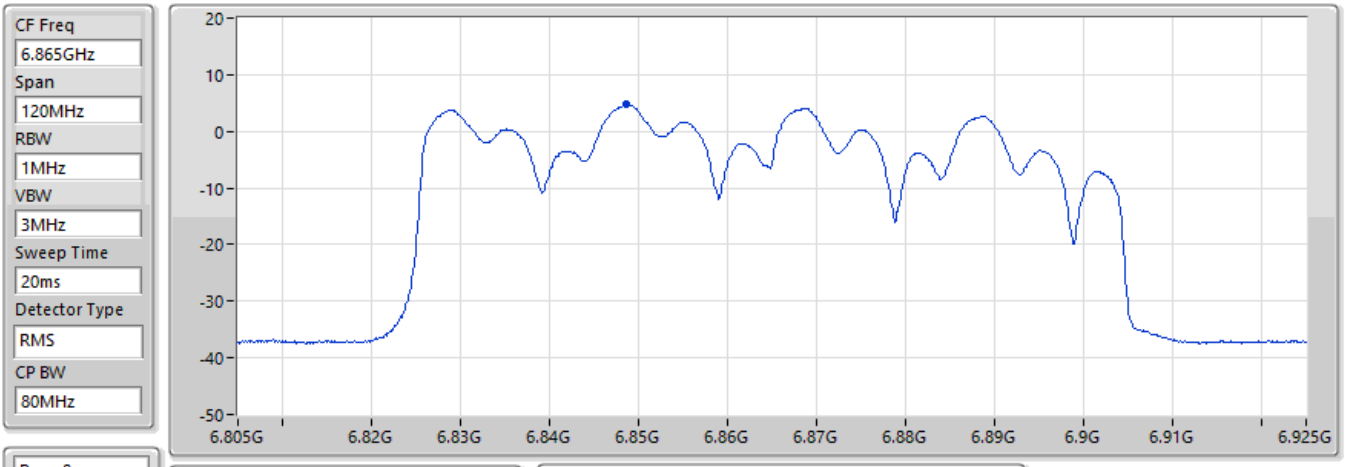

EIRP PSD (dBm)
4.72

EIRP=Pr+Lp [Lp Free Space Path Loss]
Pr=Pmeas-Gr+Lc-Gamp

Pmeas	Gr (dBi)	Lc (dB)	Gamp (dB)	Lp (dB)
-15.81	11.40	8.34	35.16	58.75

EIRP PSD;Band:7.0G;ax80;BWch:80MHz;Nss:1,(M0);Nant:4;Ch:6945MHz;TX

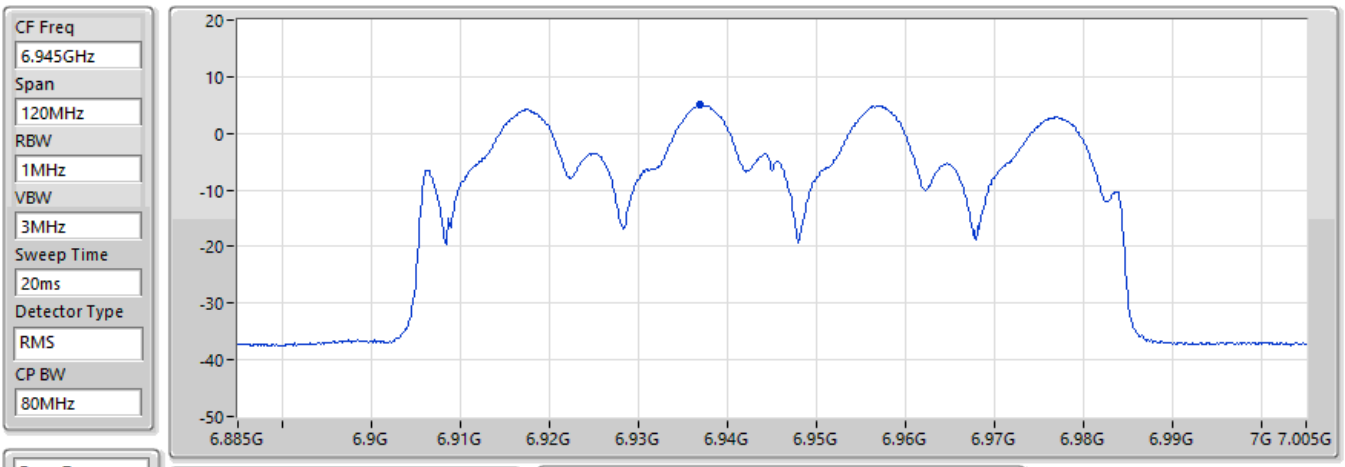

EIRP PSD (dBm)
4.99

EIRP=Pr+Lp [Lp Free Space Path Loss]
Pr=Pmeas-Gr+Lc-Gamp

Pmeas	Gr (dBi)	Lc (dB)	Gamp (dB)	Lp (dB)
-15.71	11.40	8.37	35.14	58.87

EIRP PSD;Band:7.0G;ax80;BWch:80MHz;Nss:1,(M0);Nant:4;Ch:7025MHz;TX

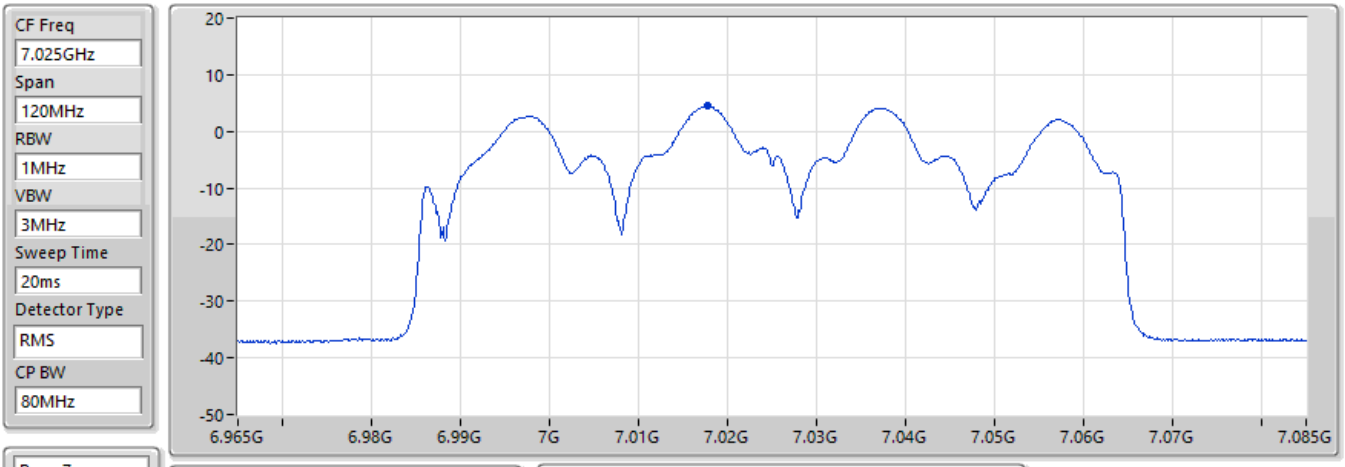

EIRP PSD (dBm)
4.52

EIRP=Pr+Lp [Lp Free Space Path Loss]
Pr=Pmeas-Gr+Lc-Gamp

Pmeas	Gr (dBi)	Lc (dB)	Gamp (dB)	Lp (dB)
-16.18	11.54	8.40	35.13	58.97

EIRP PSD;Band:6.2G;ax160;BWch:160MHz;Nss:1,(M0);Nant:4;Ch:6025MHz;TX

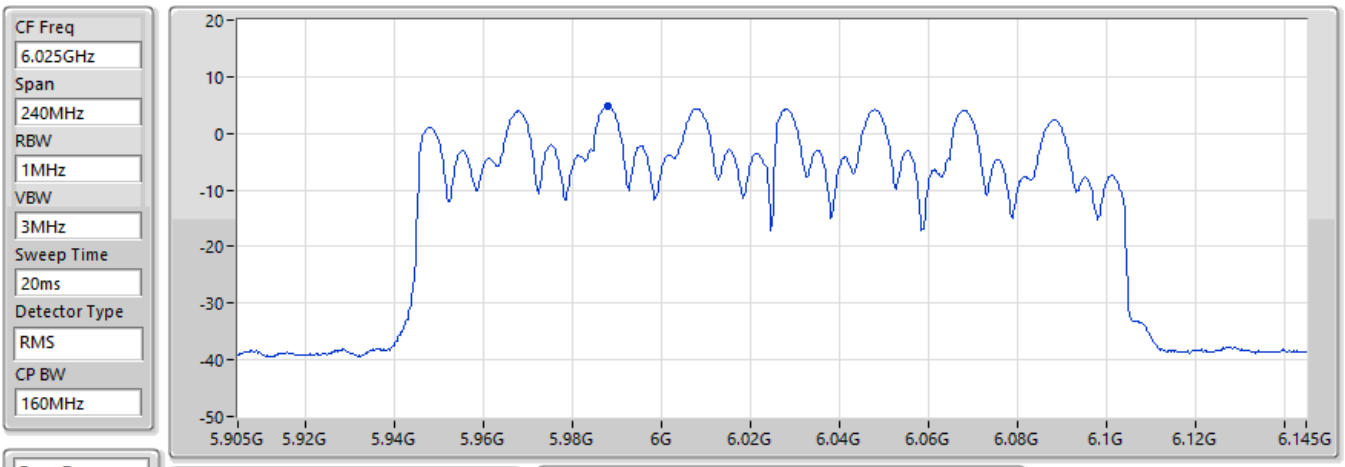

EIRP PSD (dBm)
4.89

EIRP=Pr+Lp [Lp Free Space Path Loss]
Pr=Pmeas-Gr+Lc-Gamp

Pmeas	Gr (dBi)	Lc (dB)	Gamp (dB)	Lp (dB)
-14.01	11.18	7.68	35.19	57.59

EIRP PSD;Band:6.2G;ax160;BWch:160MHz;Nss:1,(M0);Nant:4;Ch:6185MHz;TX

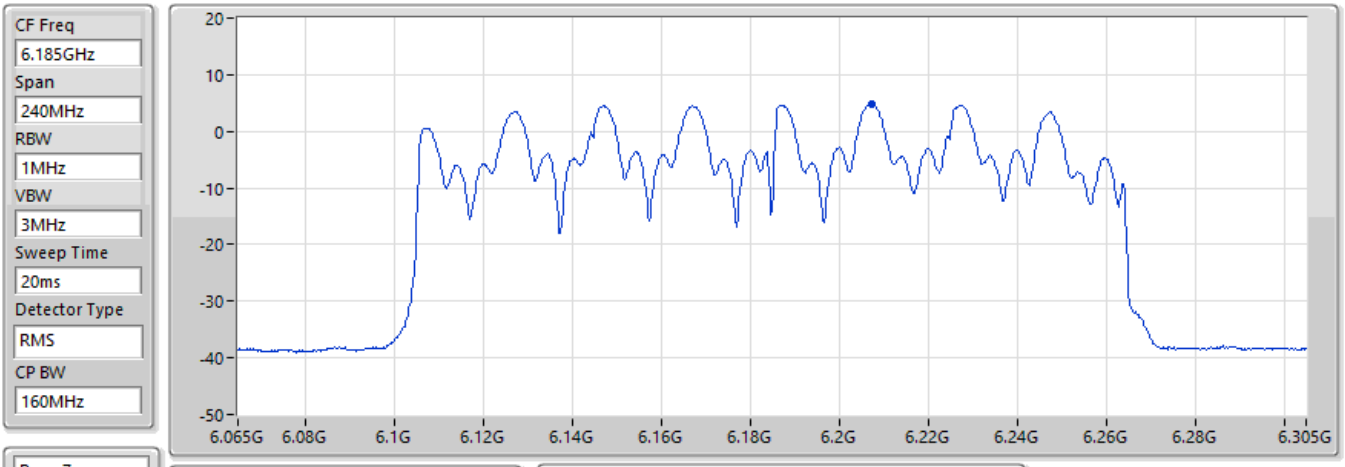

EIRP PSD (dBm)
4.83

EIRP=Pr+Lp [Lp Free Space Path Loss]
Pr=Pmeas-Gr+Lc-Gamp

Pmeas	Gr (dBi)	Lc (dB)	Gamp (dB)	Lp (dB)
-14.68	11.12	7.93	35.20	57.90

EIRP PSD;Band:6.2G;ax160;BWch:160MHz;Nss:1,(M0);Nant:4;Ch:6345MHz;TX

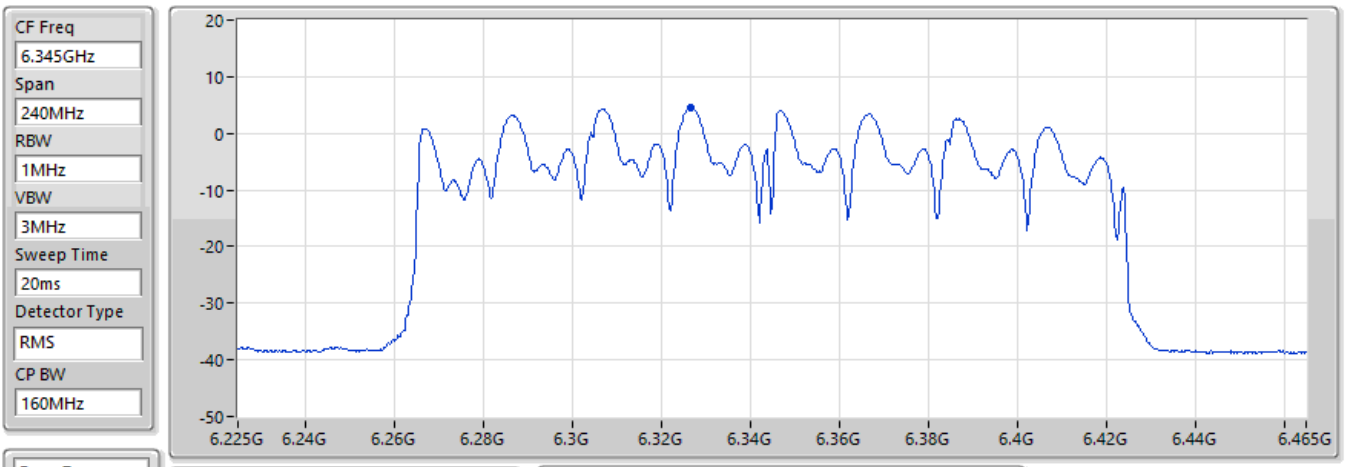

Page 7

EIRP PSD (dBm)
4.57

EIRP=Pr+Lp [Lp Free Space Path Loss]
Pr=Pmeas-Gr+Lc-Gamp

Pmeas	Gr (dBi)	Lc (dB)	Gamp (dB)	Lp (dB)
-14.79	11.51	8.01	35.21	58.07

EIRP PSD;Band:6.4G;ax160;BWch:160MHz;Nss:1,(M0);Nant:4;Ch:6505MHz;TX

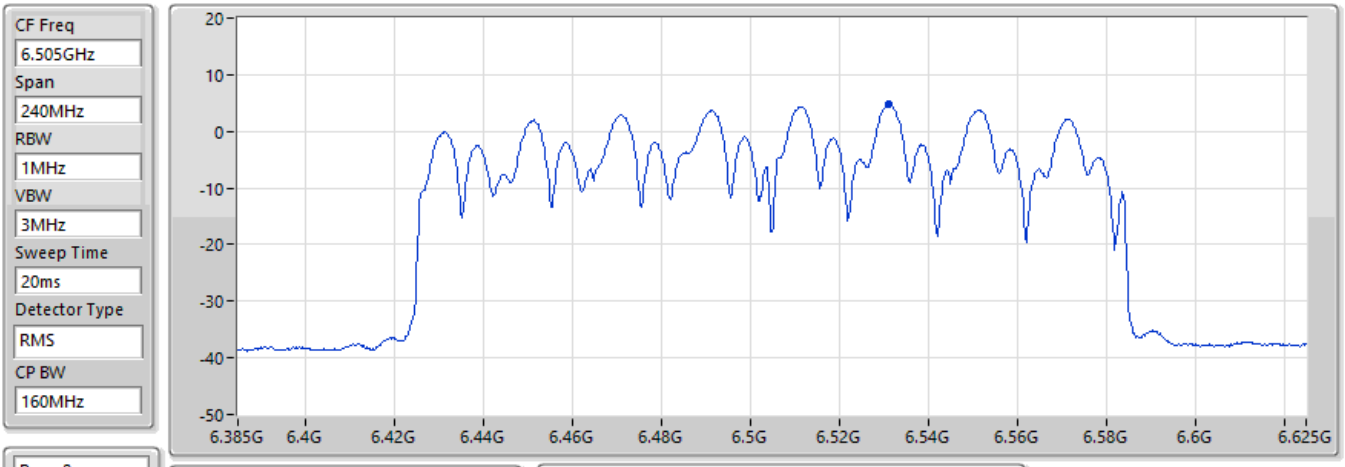

Page 8

EIRP PSD (dBm)
4.67

EIRP=Pr+Lp [Lp Free Space Path Loss]
Pr=Pmeas-Gr+Lc-Gamp

Pmeas	Gr (dBi)	Lc (dB)	Gamp (dB)	Lp (dB)
-14.77	11.84	8.15	35.21	58.34

EIRP PSD;Band:6.7G;ax160;BWch:160MHz;Nss:1,(M0);Nant:4;Ch:6665MHz;TX

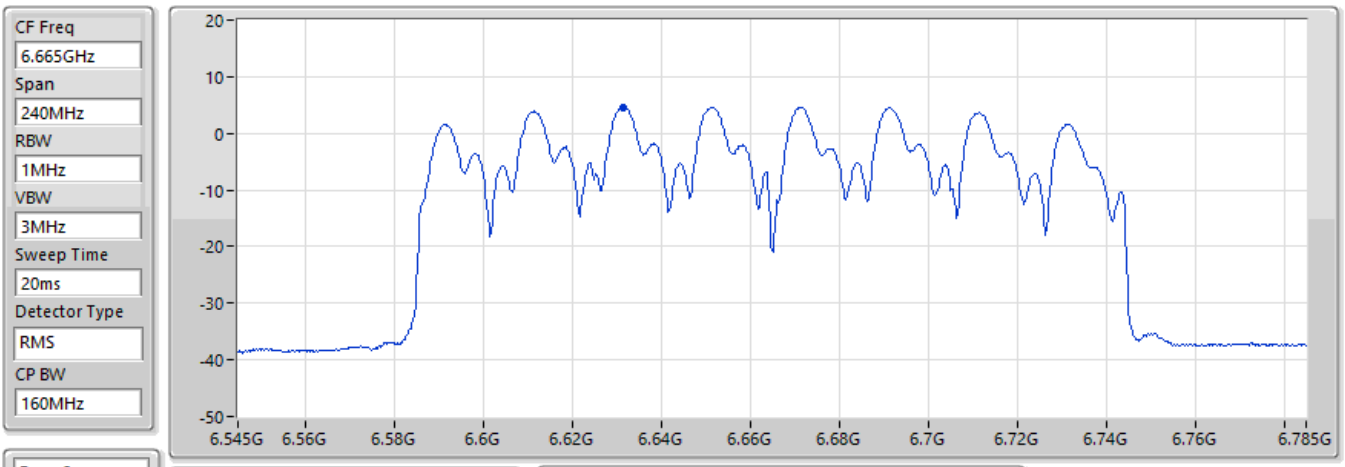

EIRP PSD (dBm)
4.63

EIRP=Pr+Lp [Lp Free Space Path Loss]
Pr=Pmeas-Gr+Lc-Gamp

Pmeas	Gr (dBi)	Lc (dB)	Gamp (dB)	Lp (dB)
-15.31	11.54	8.21	35.20	58.47

EIRP PSD;Band:6.7G;ax160;BWch:160MHz;Nss:1,(M0);Nant:4;Ch:6825MHz;TX

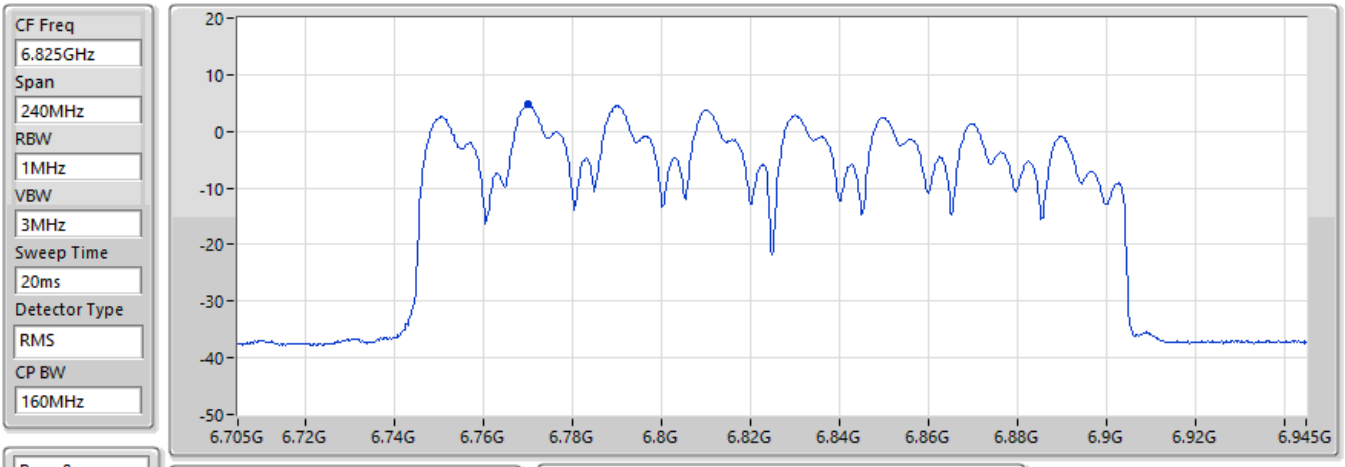

EIRP PSD (dBm)
4.7

EIRP=Pr+Lp [Lp Free Space Path Loss]
Pr=Pmeas-Gr+Lc-Gamp

Pmeas	Gr (dBi)	Lc (dB)	Gamp (dB)	Lp (dB)
-15.72	11.36	8.30	35.17	58.65

EIRP PSD;Band:7.0G;ax160;BWch:160MHz;Nss:1,(M0);Nant:4;Ch:6985MHz;TX

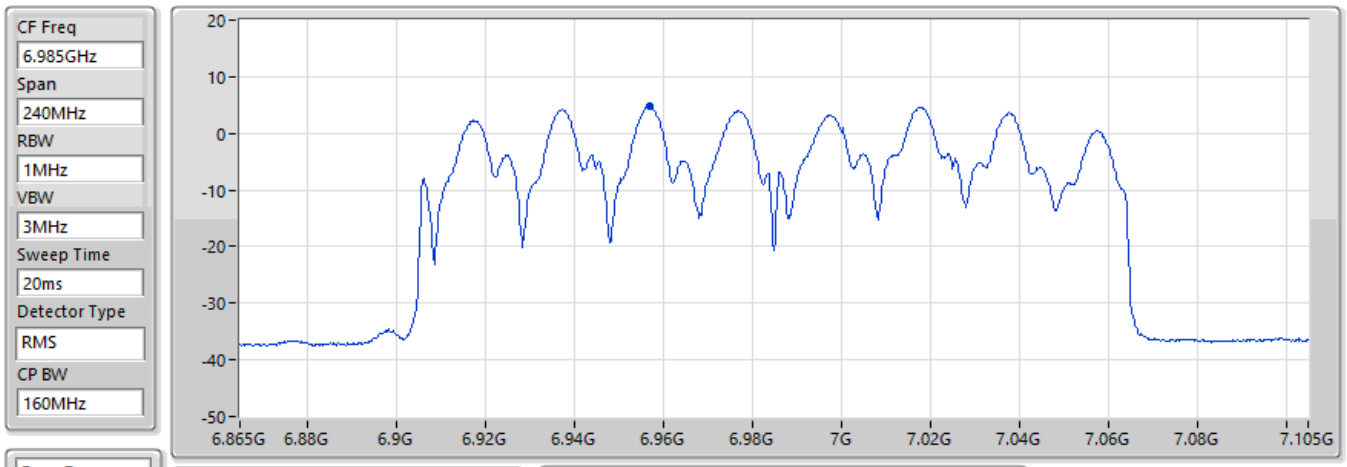

EIRP PSD (dBm)
4.74

EIRP=Pr+Lp [Lp Free Space Path Loss]
Pr=Pmeas-Gr+Lc-Gamp

Pmeas	Gr (dBi)	Lc (dB)	Gamp (dB)	Lp (dB)
-15.98	11.41	8.38	35.14	58.89

EIRP PSD;Band:6.2G;ax20,BF;BWch:20MHz;Nss:1,(M4);Nant:4;Ch:5955MHz;TX

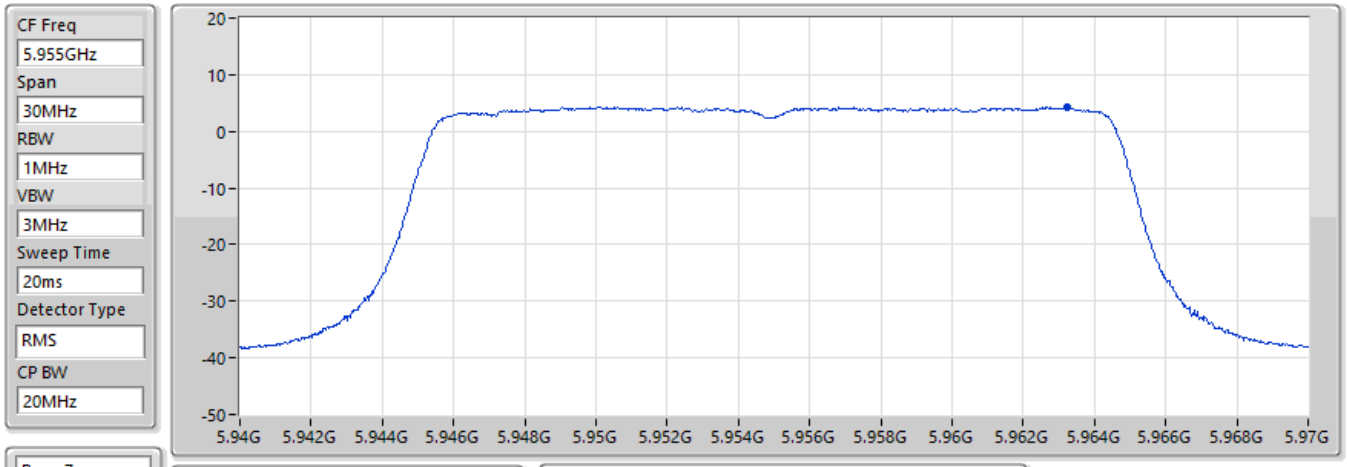

EIRP PSD (dBm)
4.28

EIRP=Pr+Lp [Lp Free Space Path Loss]
Pr=Pmeas-Gr+Lc-Gamp

Pmeas	Gr (dBi)	Lc (dB)	Gamp (dB)	Lp (dB)
-15.08	11.13	8.13	35.19	57.55

EIRP PSD;Band:6.2G;ax20,BF;BWch:20MHz;Nss:1,(M4);Nant:4;Ch:6195MHz;TX

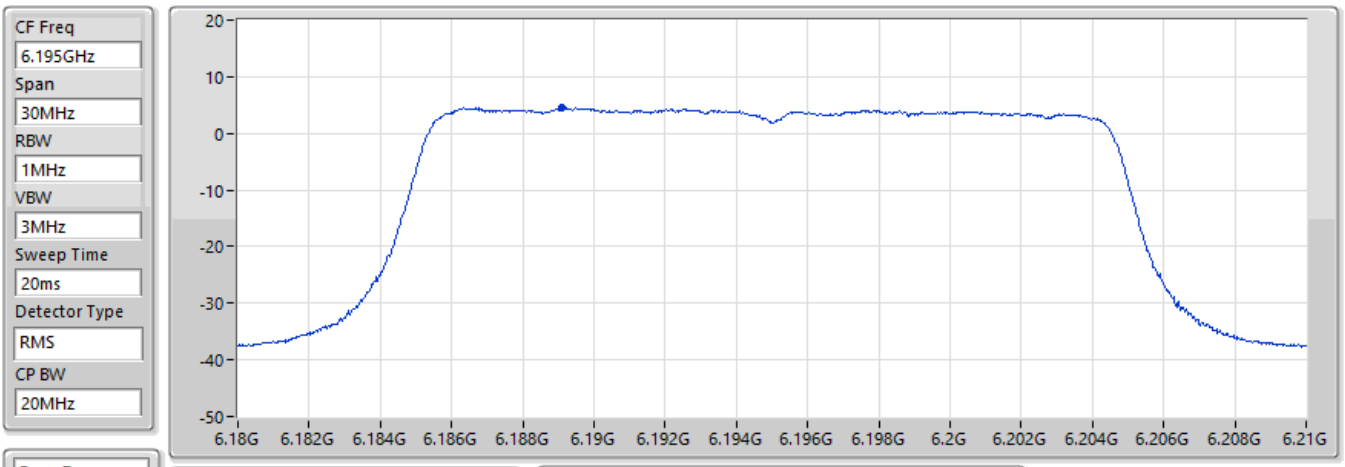

EIRP PSD (dBm)
4.63

EIRP=Pr+Lp [Lp Free Space Path Loss]
Pr=Pmeas-Gr+Lc-Gamp

Pmeas	Gr (dBi)	Lc (dB)	Gamp (dB)	Lp (dB)
-15.39	11.10	8.45	35.20	57.87

EIRP PSD;Band:6.2G;ax20,BF;BWch:20MHz;Nss:1,(M4);Nant:4;Ch:6415MHz;TX

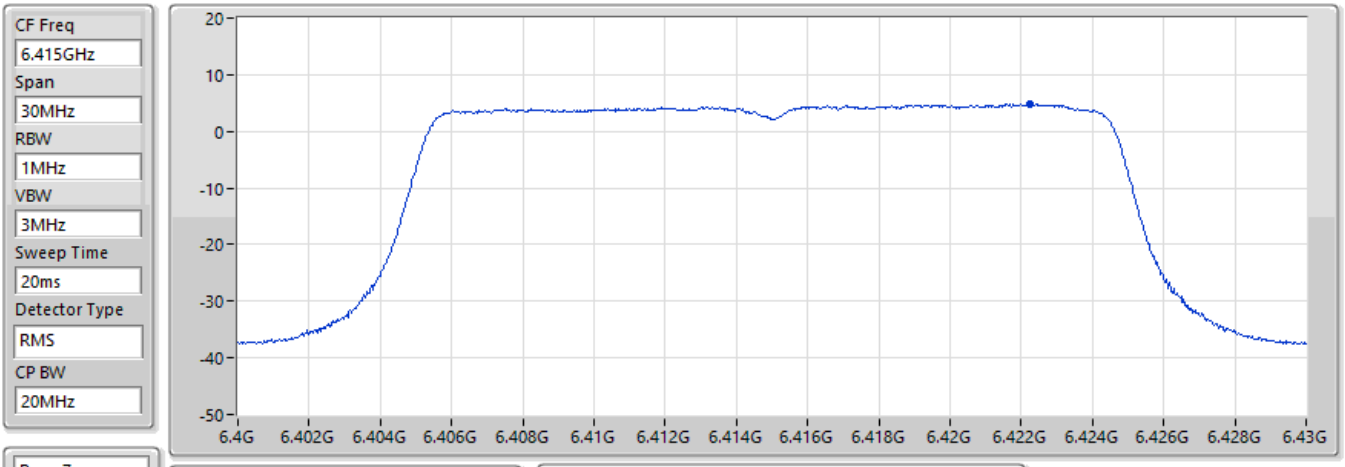

EIRP PSD (dBm)
4.78

EIRP=Pr+Lp [Lp Free Space Path Loss]
Pr=Pmeas-Gr+Lc-Gamp

Pmeas	Gr (dBi)	Lc (dB)	Gamp (dB)	Lp (dB)
-15.25	11.74	8.79	35.22	58.20

EIRP PSD;Band:6.4G;ax20,BF;BWch:20MHz;Nss:1,(M4);Nant:4;Ch:6435MHz;TX

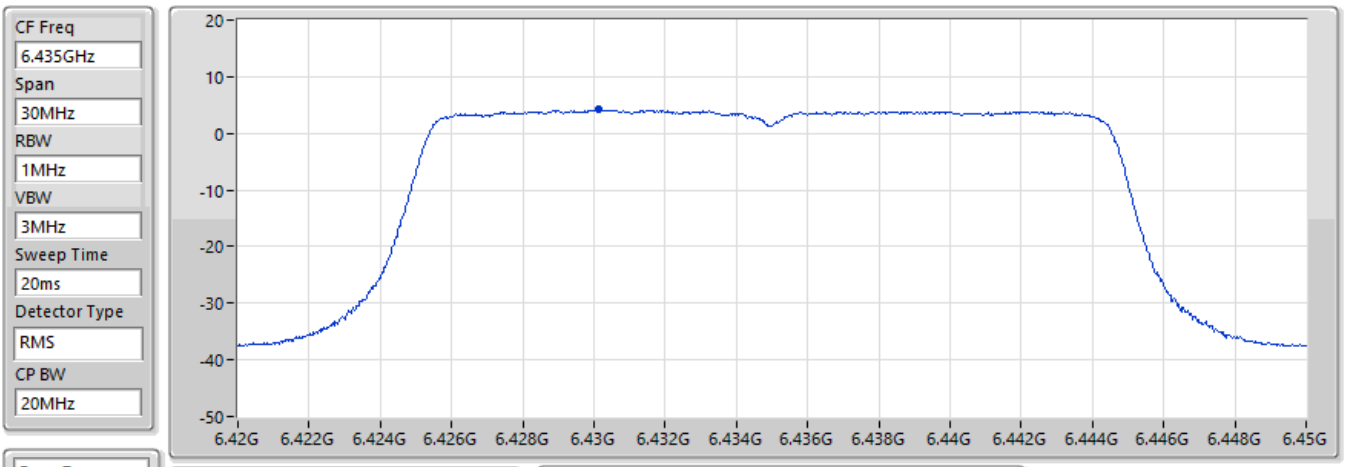

EIRP PSD (dBm)
4.32

EIRP=Pr+Lp [Lp Free Space Path Loss]
Pr=Pmeas-Gr+Lc-Gamp

Pmeas	Gr (dBi)	Lc (dB)	Gamp (dB)	Lp (dB)
-15.70	11.76	8.79	35.22	58.21

EIRP PSD;Band:6.4G;ax20,BF;BWch:20MHz;Nss:1,(M4);Nant:4;Ch:6475MHz;TX

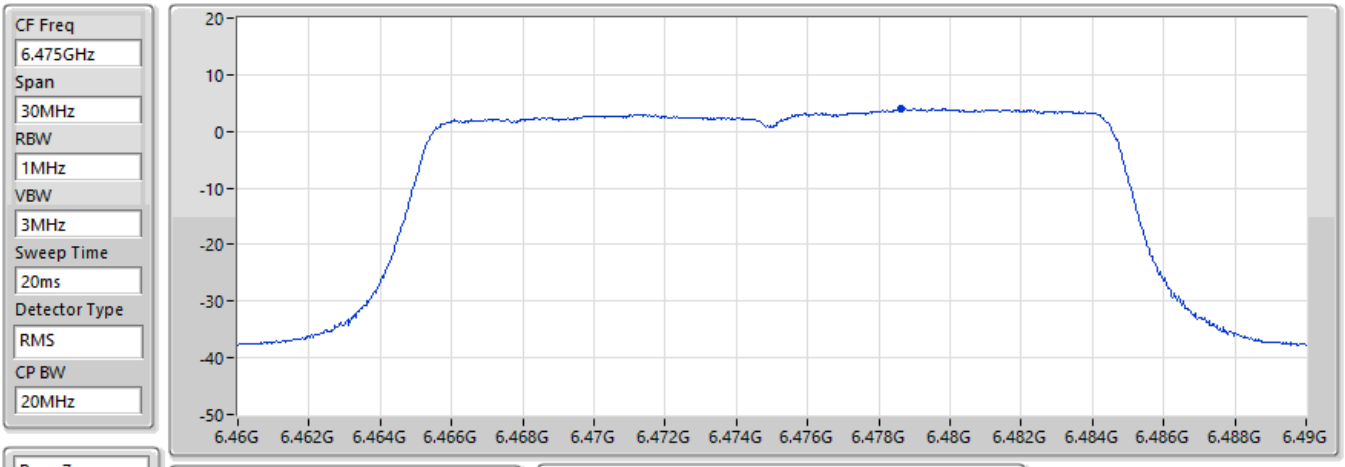

EIRP PSD (dBm)
4.03

EIRP=Pr+Lp [Lp Free Space Path Loss]
Pr=Pmeas-Gr+Lc-Gamp

Pmeas	Gr (dBi)	Lc (dB)	Gamp (dB)	Lp (dB)
-15.99	11.86	8.83	35.22	58.27

EIRP PSD;Band:6.4G;ax20,BF;BWch:20MHz;Nss:1,(M4);Nant:4;Ch:6515MHz;TX

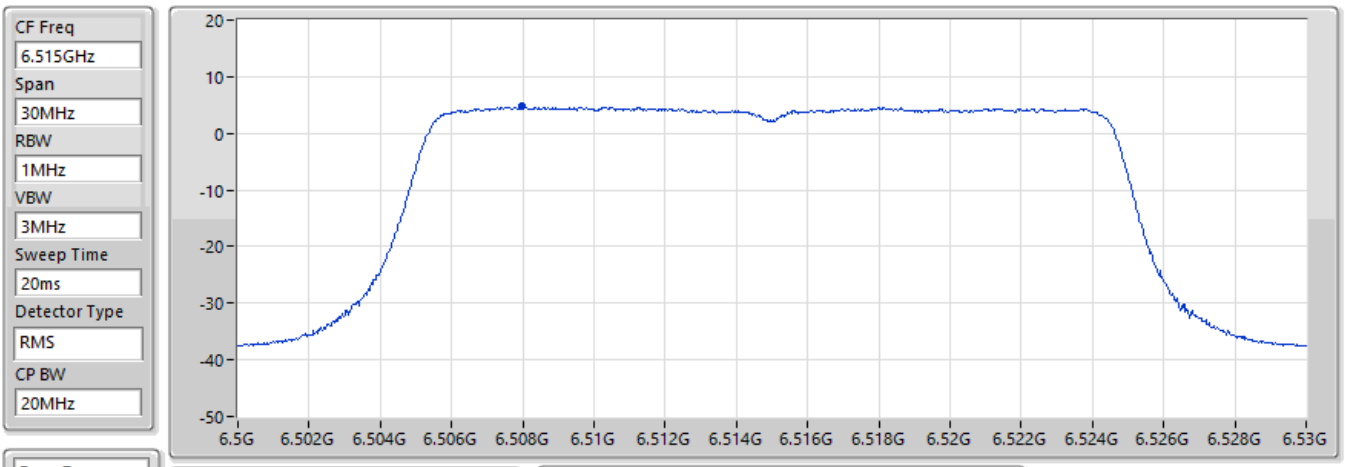

EIRP PSD (dBm)
4.78

EIRP=Pr+Lp [Lp Free Space Path Loss]
Pr=Pmeas-Gr+Lc-Gamp

Pmeas	Gr (dBi)	Lc (dB)	Gamp (dB)	Lp (dB)
-15.28	11.88	8.85	35.22	58.31

EIRP PSD;Band:6.7G;ax20,BF;BWch:20MHz;Nss:1,(M4);Nant:4;Ch:6535MHz;TX

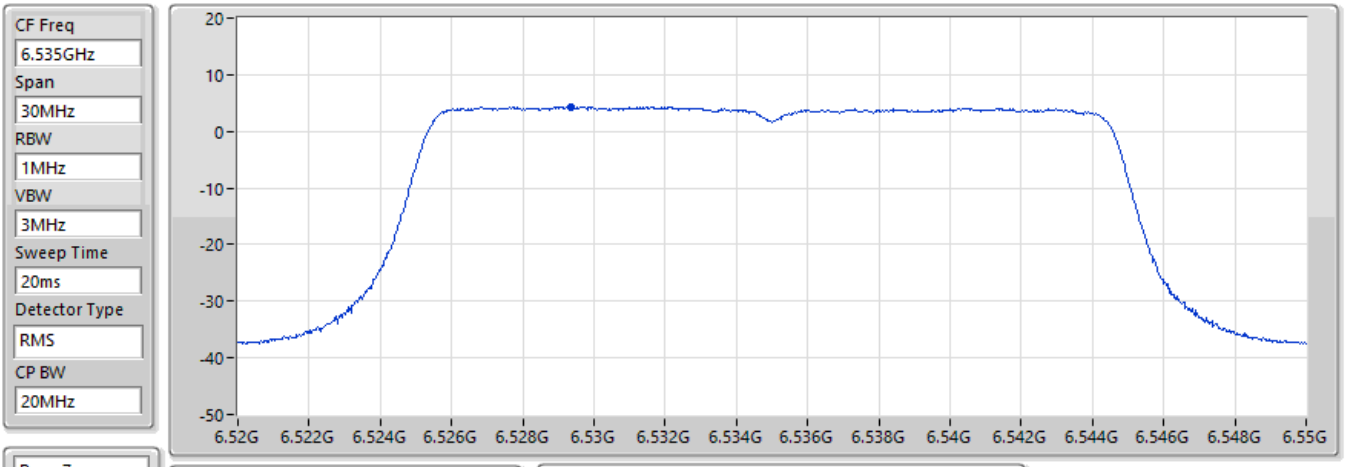

EIRP PSD (dBm)
4.39

EIRP=Pr+Lp [Lp Free Space Path Loss]
Pr=Pmeas-Gr+Lc-Gamp

Pmeas	Gr (dBi)	Lc (dB)	Gamp (dB)	Lp (dB)
-15.76	11.84	8.86	35.21	58.34

EIRP PSD;Band:6.7G;ax20,BF;BWch:20MHz;Nss:1,(M4);Nant:4;Ch:6695MHz;TX

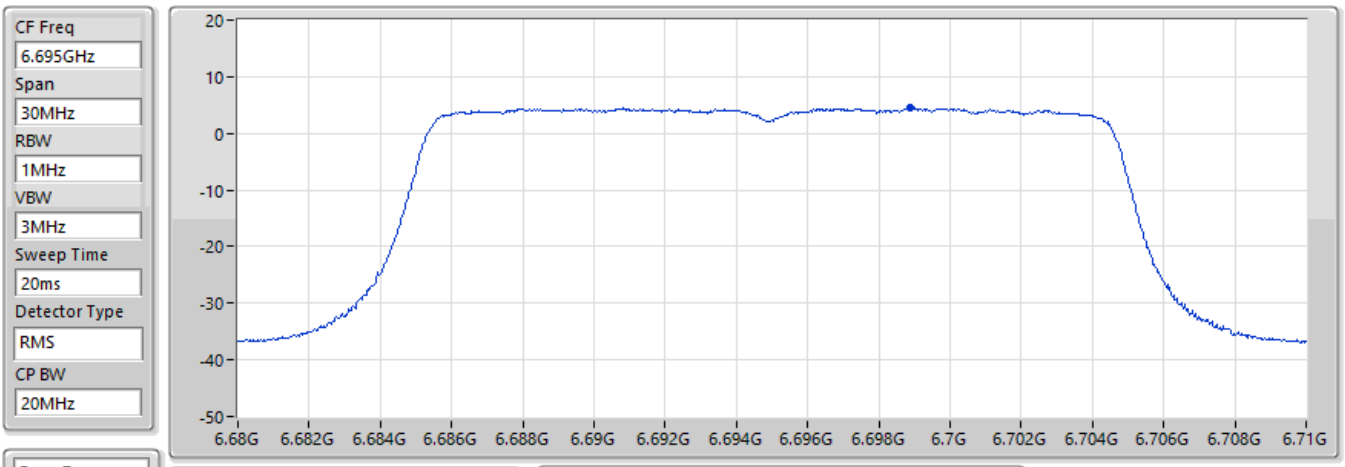

EIRP PSD (dBm)
4.43

EIRP=Pr+Lp [Lp Free Space Path Loss]
Pr=Pmeas-Gr+Lc-Gamp

Pmeas	Gr (dBi)	Lc (dB)	Gamp (dB)	Lp (dB)
-16.41	11.50	8.96	35.18	58.56

EIRP PSD;Band:6.7G;ax20,BF;BWch:20MHz;Nss:1,(M4);Nant:4;Ch:6875MHz;TX

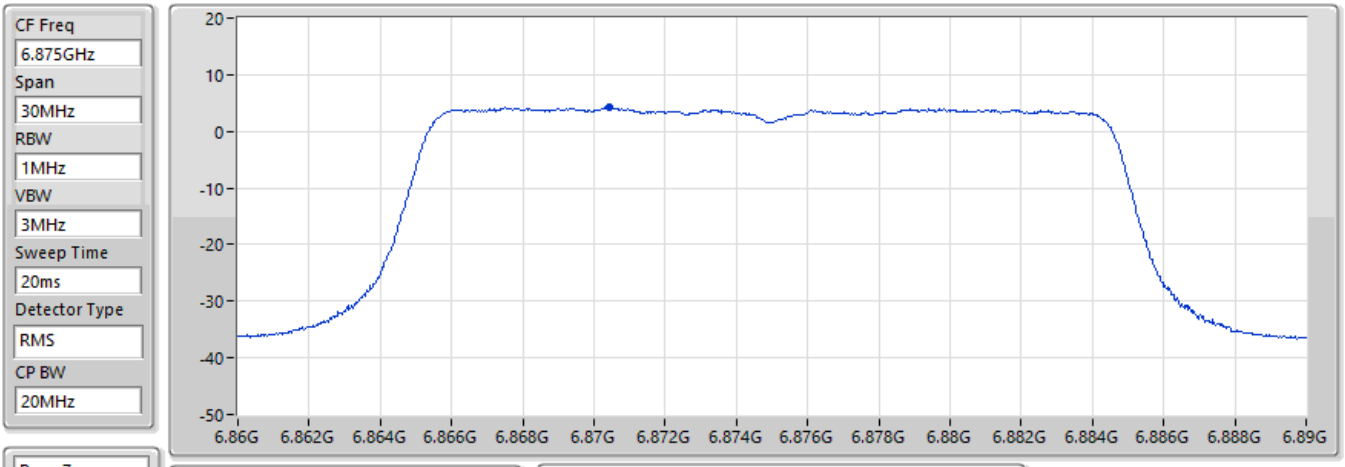

EIRP PSD (dBm)
4.29

EIRP=Pr+Lp [Lp Free Space Path Loss]
Pr=Pmeas-Gr+Lc-Gamp

Pmeas	Gr (dBi)	Lc (dB)	Gamp (dB)	Lp (dB)
-16.73	11.40	8.79	35.15	58.78

EIRP PSD;Band:7.0G;ax20,BF;BWch:20MHz;Nss:1,(M4);Nant:4;Ch:6895MHz;TX

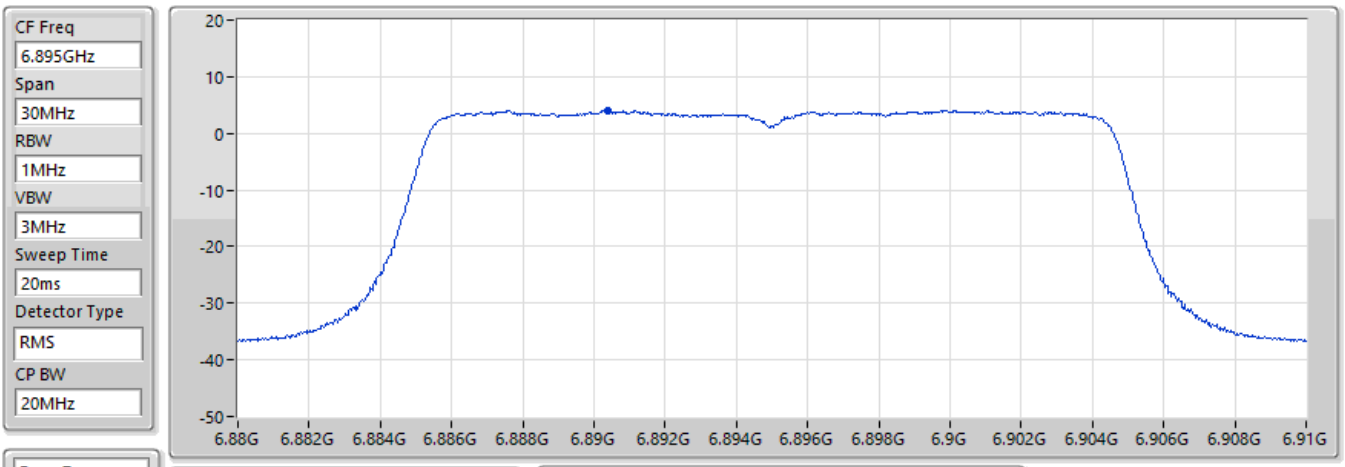

EIRP PSD (dBm)
4.03

EIRP=Pr+Lp [Lp Free Space Path Loss]
Pr=Pmeas-Gr+Lc-Gamp

Pmeas	Gr (dBi)	Lc (dB)	Gamp (dB)	Lp (dB)
-16.96	11.40	8.73	35.15	58.81

EIRP PSD;Band:7.0G;ax20,BF;BWch:20MHz;Nss:1,(M4);Nant:4;Ch:6995MHz;TX

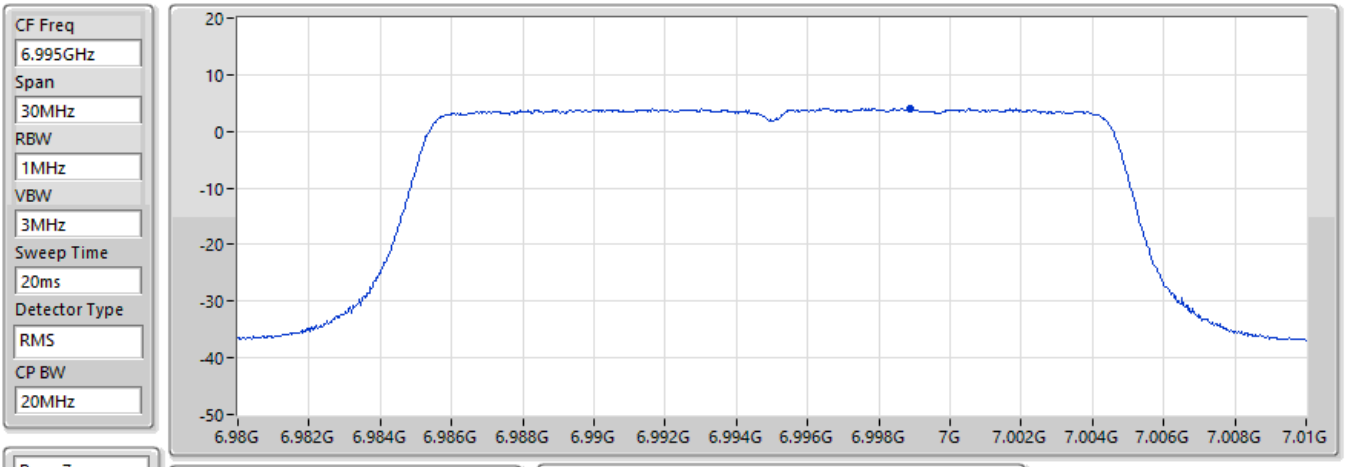

EIRP PSD (dBm)
4.06

EIRP=Pr+Lp [Lp Free Space Path Loss]
Pr=Pmeas-Gr+Lc-Gamp

Pmeas	Gr (dBi)	Lc (dB)	Gamp (dB)	Lp (dB)
-16.62	11.50	8.37	35.13	58.94

EIRP PSD;Band:7.0G;ax20,BF;BWch:20MHz;Nss:1,(M4);Nant:4;Ch:7095MHz;TX

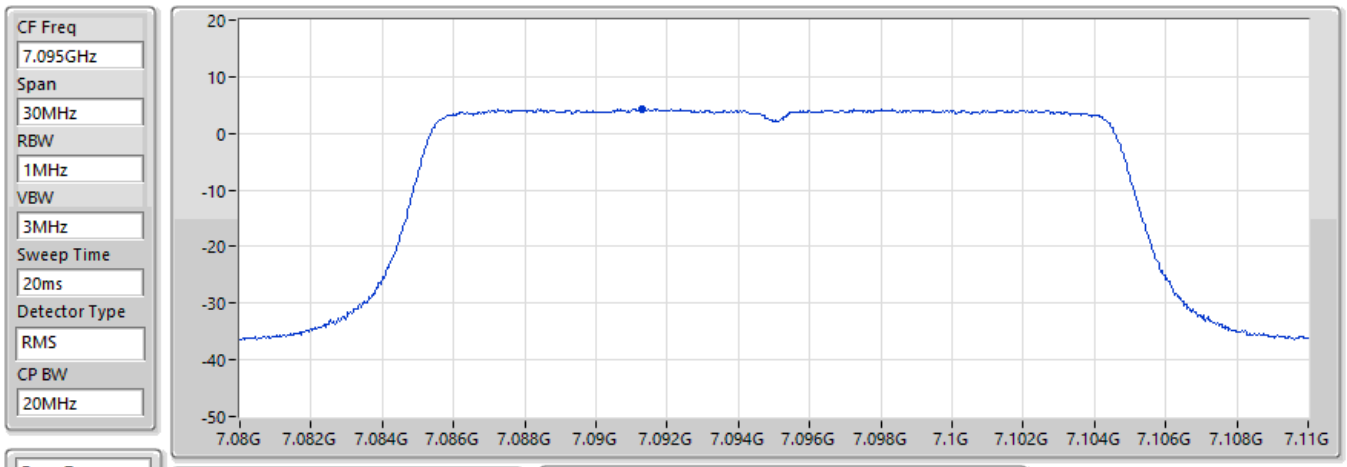

EIRP PSD (dBm)
4.28

EIRP=Pr+Lp [Lp Free Space Path Loss]
Pr=Pmeas-Gr+Lc-Gamp

Pmeas	Gr (dBi)	Lc (dB)	Gamp (dB)	Lp (dB)
-16.57	11.52	8.45	35.14	59.06

EIRP PSD;Band:7.0G;ax20,BF;BWch:20MHz;Nss:1,(M4);Nant:4;Ch:7115MHz;TX

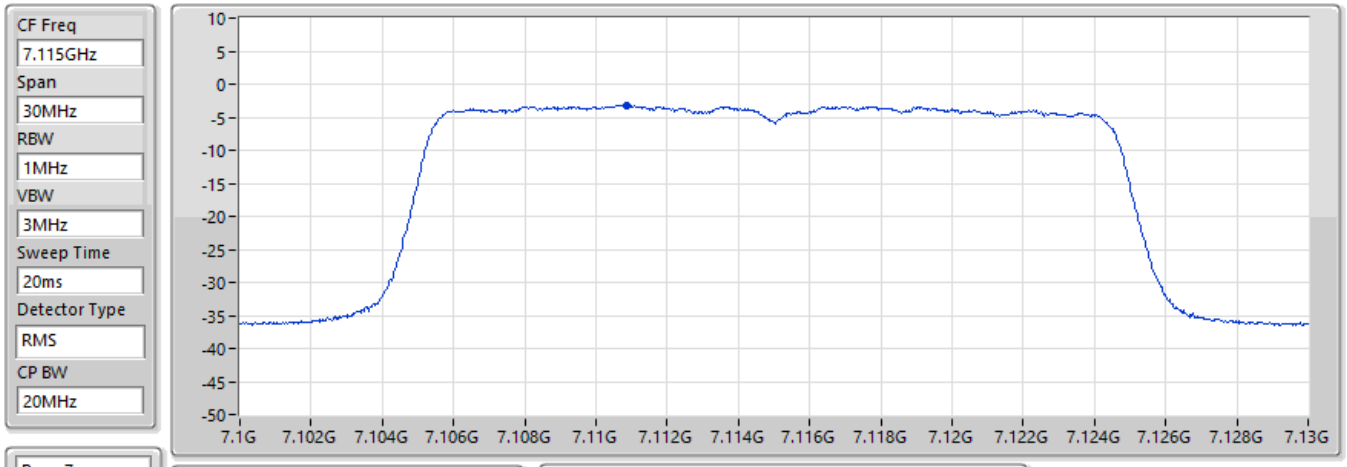

EIRP PSD (dBm)
-3.22

EIRP=Pr+Lp [Lp Free Space Path Loss]
Pr=Pmeas-Gr+Lc-Gamp

Pmeas	Gr (dBi)	Lc (dB)	Gamp (dB)	Lp (dB)
-24.14	11.48	8.46	35.14	59.08

EIRP PSD;Band:6.2G;ax40,BF;BWch:40MHz;Nss:1,(M4);Nant:4;Ch:5965MHz;TX

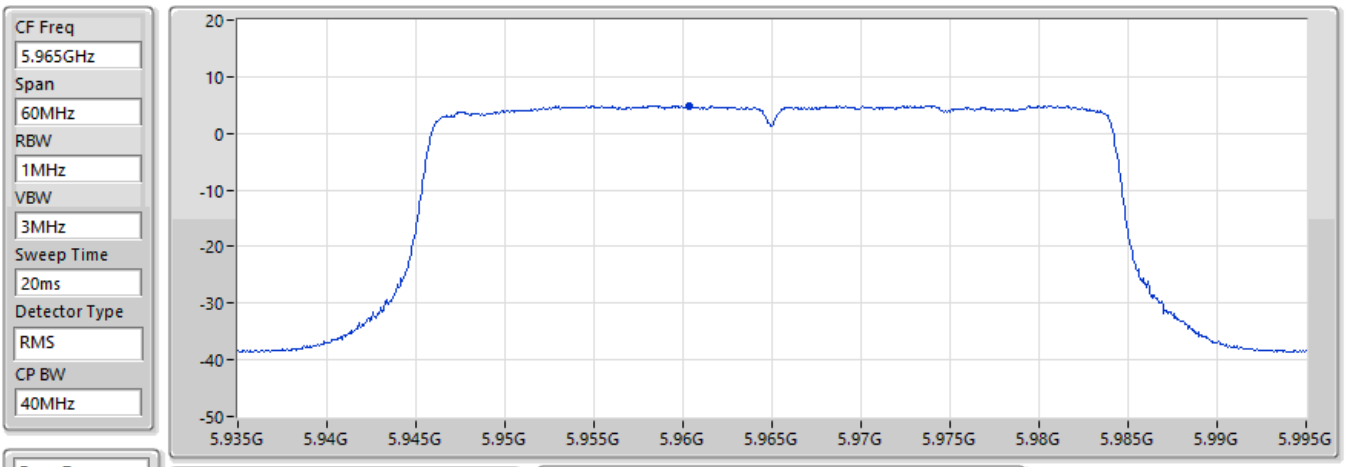

EIRP PSD (dBm)
4.87

EIRP=Pr+Lp [Lp Free Space Path Loss]
Pr=Pmeas-Gr+Lc-Gamp

Pmeas	Gr (dBi)	Lc (dB)	Gamp (dB)	Lp (dB)
-14.50	11.12	8.13	35.19	57.55

EIRP PSD;Band:6.2G;ax40,BF;BWch:40MHz;Nss:1,(M4);Nant:4;Ch:6205MHz;TX

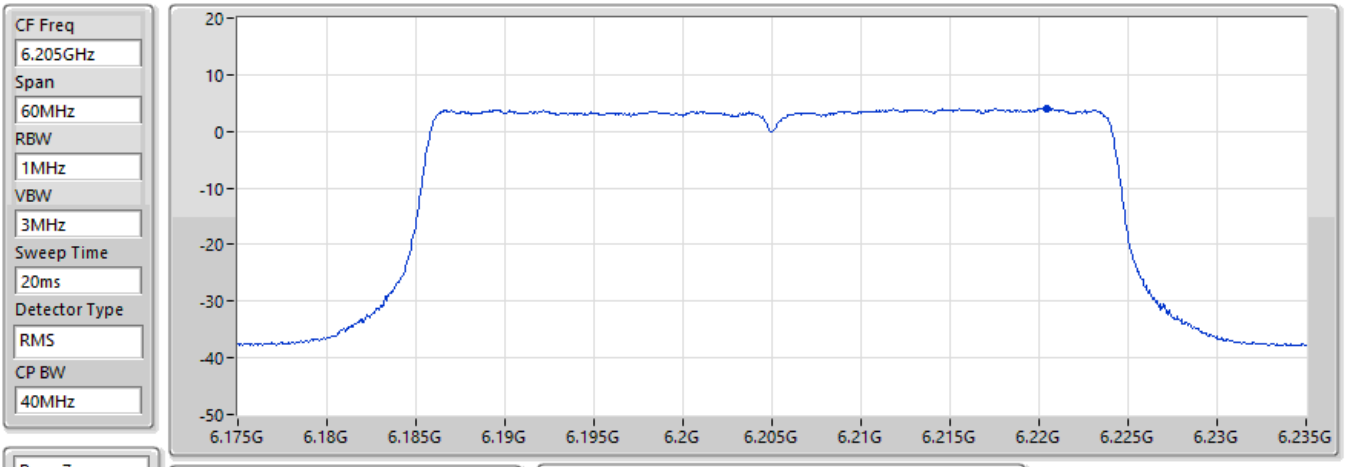

EIRP PSD (dBm)
4.1

EIRP=Pr+Lp [Lp Free Space Path Loss]
Pr=Pmeas-Gr+Lc-Gamp

Pmeas	Gr (dBi)	Lc (dB)	Gamp (dB)	Lp (dB)
-15.98	11.14	8.50	35.20	57.92

EIRP PSD;Band:6.2G;ax40,BF;BWch:40MHz;Nss:1,(M4);Nant:4;Ch:6405MHz;TX

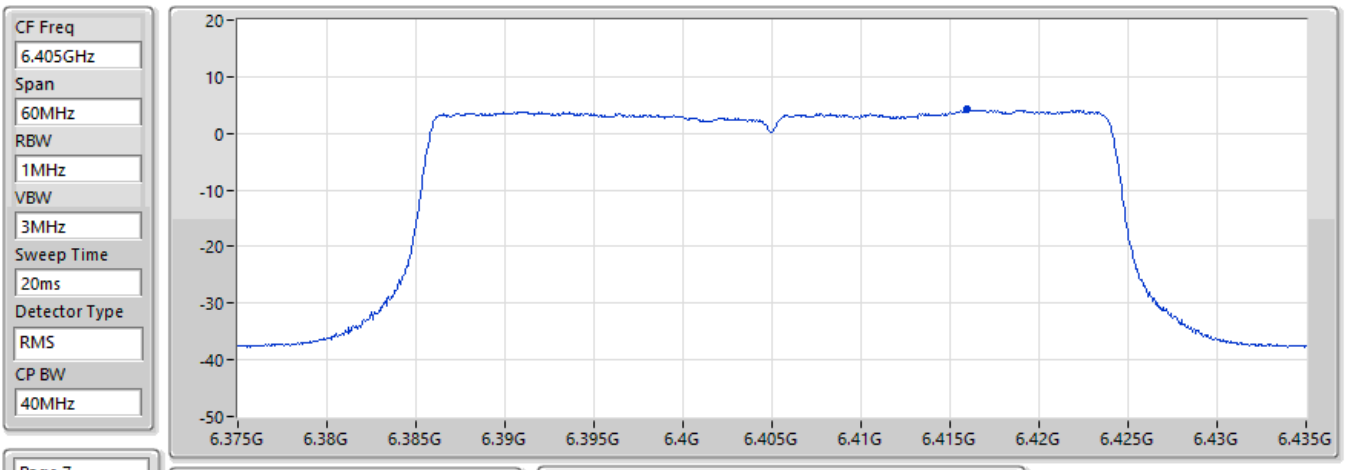

EIRP PSD (dBm)
4.16

EIRP=Pr+Lp [Lp Free Space Path Loss]
Pr=Pmeas-Gr+Lc-Gamp

Pmeas	Gr (dBi)	Lc (dB)	Gamp (dB)	Lp (dB)
-15.87	11.73	8.78	35.21	58.19

EIRP PSD;Band:6.4G;ax40,BF;BWch:40MHz;Nss:1,(M4);Nant:4;Ch:6445MHz;TX

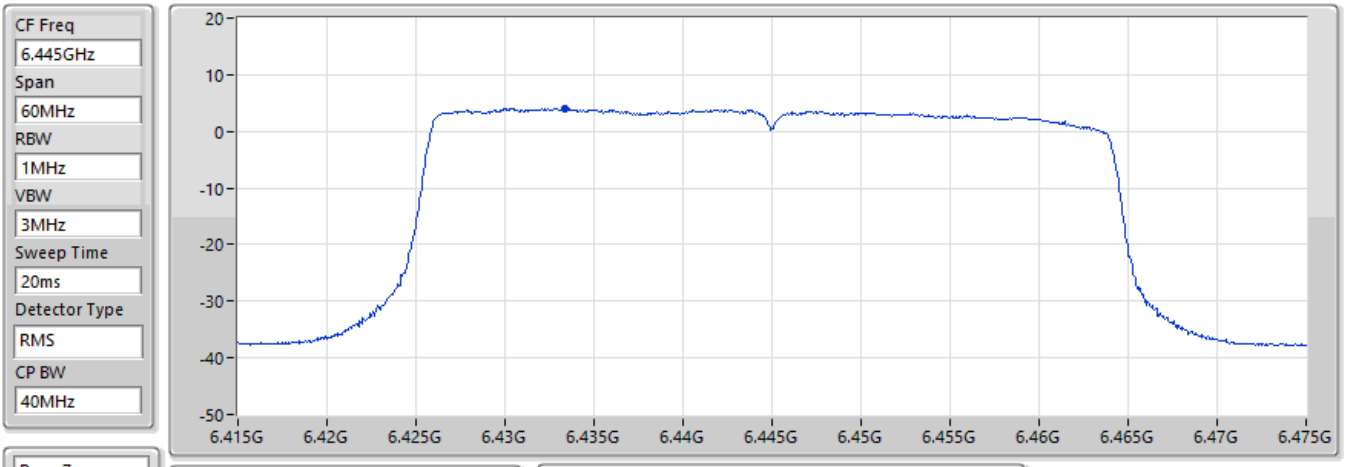

EIRP PSD (dBm)
4.1

EIRP=Pr+Lp [Lp Free Space Path Loss]
Pr=Pmeas-Gr+Lc-Gamp

Pmeas	Gr (dBi)	Lc (dB)	Gamp (dB)	Lp (dB)
-15.91	11.77	8.79	35.22	58.21

EIRP PSD;Band:6.4G;ax40,BF;BWch:40MHz;Nss:1,(M4);Nant:4;Ch:6485MHz;TX

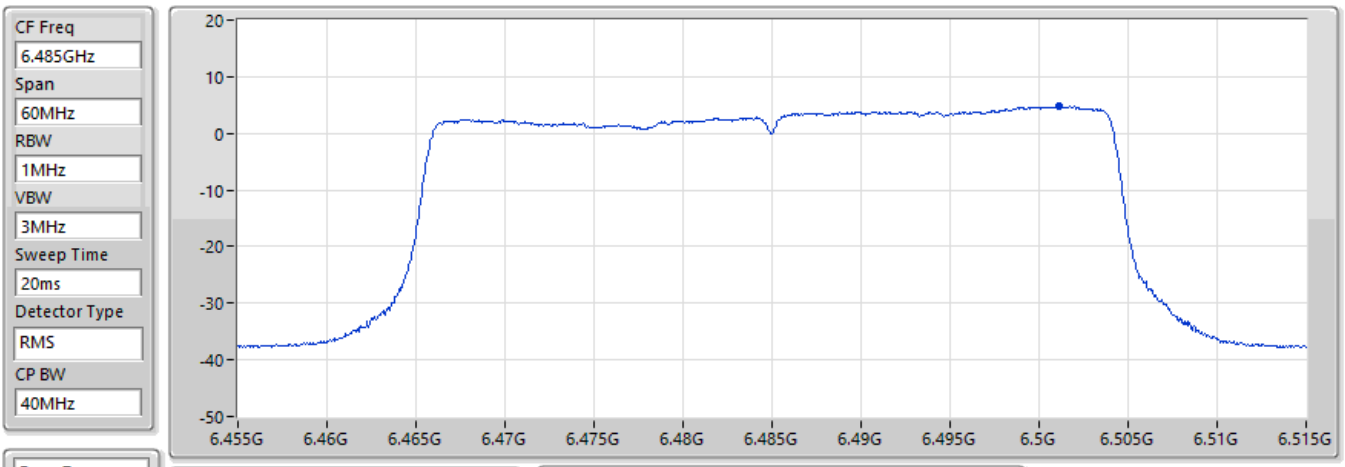

EIRP PSD (dBm)
4.82

EIRP=Pr+Lp [Lp Free Space Path Loss]
Pr=Pmeas-Gr+Lc-Gamp

Pmeas	Gr (dBi)	Lc (dB)	Gamp (dB)	Lp (dB)
-15.20	11.90	8.84	35.22	58.30

EIRP PSD;Band:6.4G;ax40,BF;BWch:40MHz;Nss:1,(M4);Nant:4;Ch:6525MHz;TX

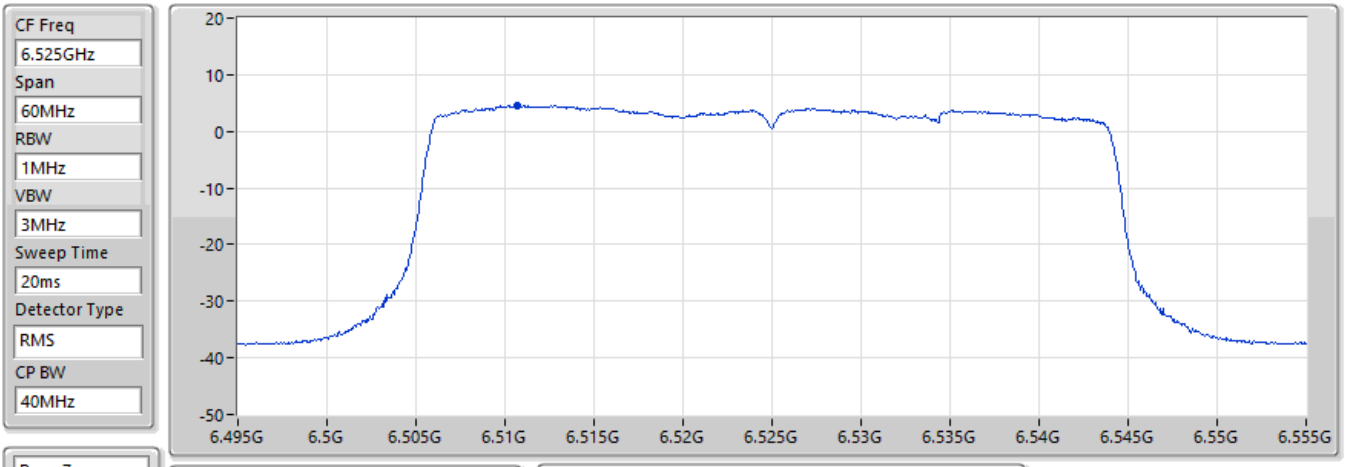

EIRP PSD (dBm)
4.55

EIRP=Pr+Lp [Lp Free Space Path Loss]
Pr=Pmeas-Gr+Lc-Gamp

Pmeas	Gr (dBi)	Lc (dB)	Gamp (dB)	Lp (dB)
-15.52	11.88	8.85	35.22	58.32

EIRP PSD;Band:6.7G;ax40,BF;BWch:40MHz;Nss:1,(M4);Nant:4;Ch:6565MHz;TX

CF Freq	6.565GHz
Span	60MHz
RBW	1MHz
VBW	3MHz
Sweep Time	20ms
Detector Type	RMS
CP BW	40MHz

Page 7

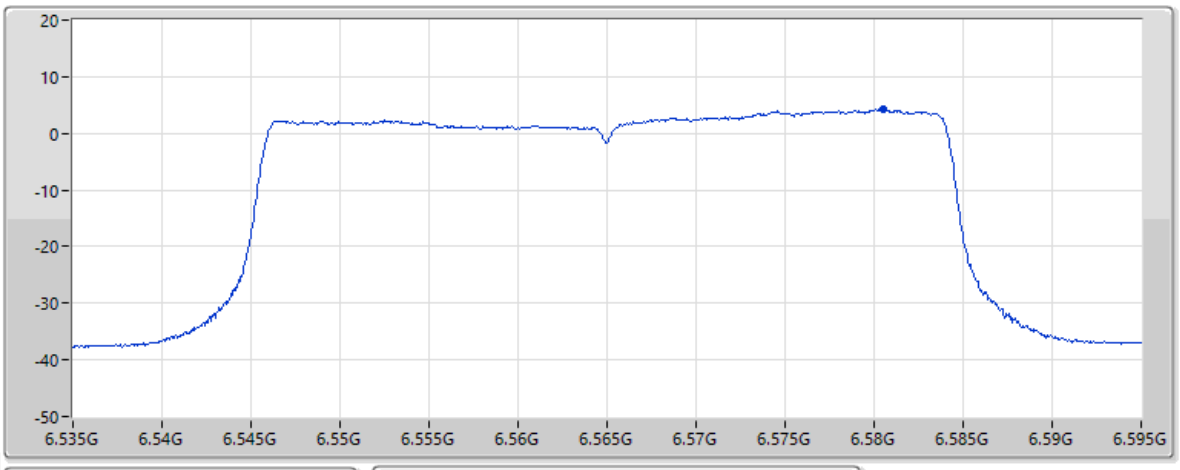

EIRP PSD (dBm)
4.3

EIRP=Pr+Lp [Lp Free Space Path Loss]
Pr=Pmeas-Gr+Lc-Gamp

Pmeas	Gr (dBi)	Lc (dB)	Gamp (dB)	Lp (dB)
-16.12	11.68	8.90	35.21	58.41

EIRP PSD;Band:6.7G;ax40,BF;BWch:40MHz;Nss:1,(M4);Nant:4;Ch:6685MHz;TX

CF Freq	6.685GHz
Span	60MHz
RBW	1MHz
VBW	3MHz
Sweep Time	20ms
Detector Type	RMS
CP BW	40MHz

Page 7

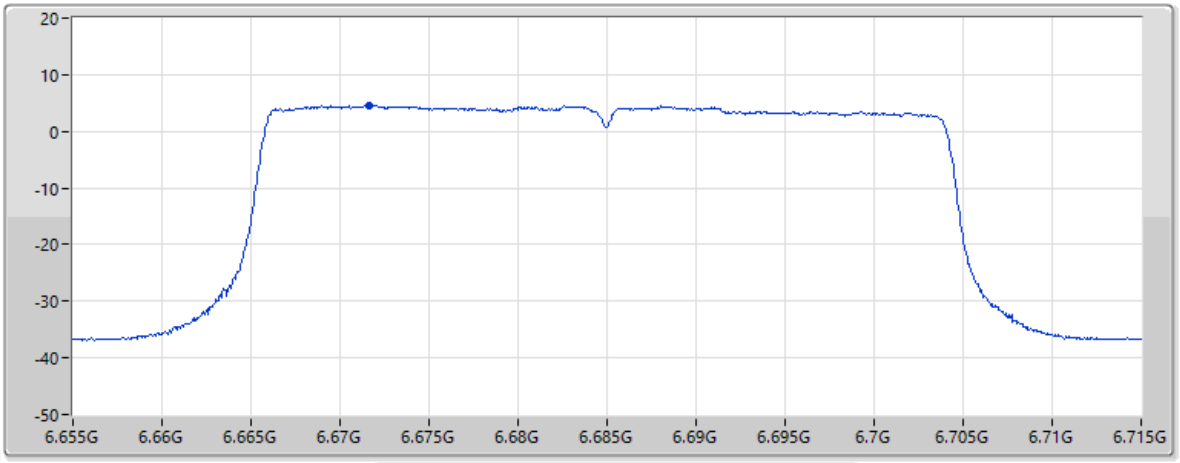

EIRP PSD (dBm)
4.58

EIRP=Pr+Lp [Lp Free Space Path Loss]
Pr=Pmeas-Gr+Lc-Gamp

Pmeas	Gr (dBi)	Lc (dB)	Gamp (dB)	Lp (dB)
-16.21	11.50	8.95	35.19	58.53

EIRP PSD;Band:6.7G;ax40,BF;BWch:40MHz;Nss:1,(M4);Nant:4;Ch:6885MHz;TX

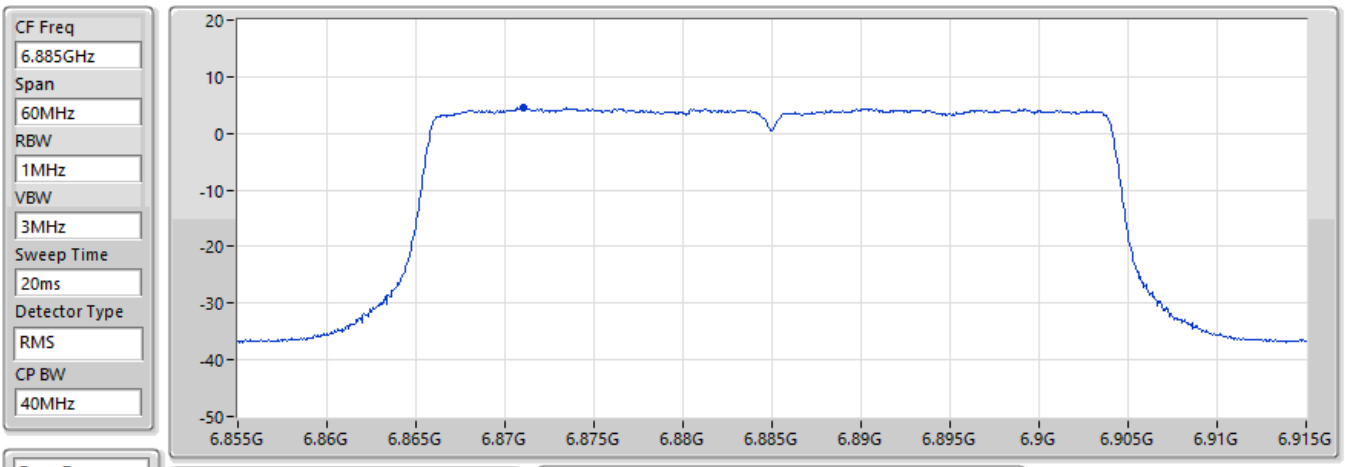

EIRP PSD (dBm)
4.64

EIRP=Pr+Lp [Lp Free Space Path Loss]
Pr=Pmeas-Gr+Lc-Gamp

Pmeas	Gr (dBi)	Lc (dB)	Gamp (dB)	Lp (dB)
-16.38	11.40	8.79	35.15	58.78

EIRP PSD;Band:7.0G;ax40,BF;BWch:40MHz;Nss:1,(M4);Nant:4;Ch:6925MHz;TX

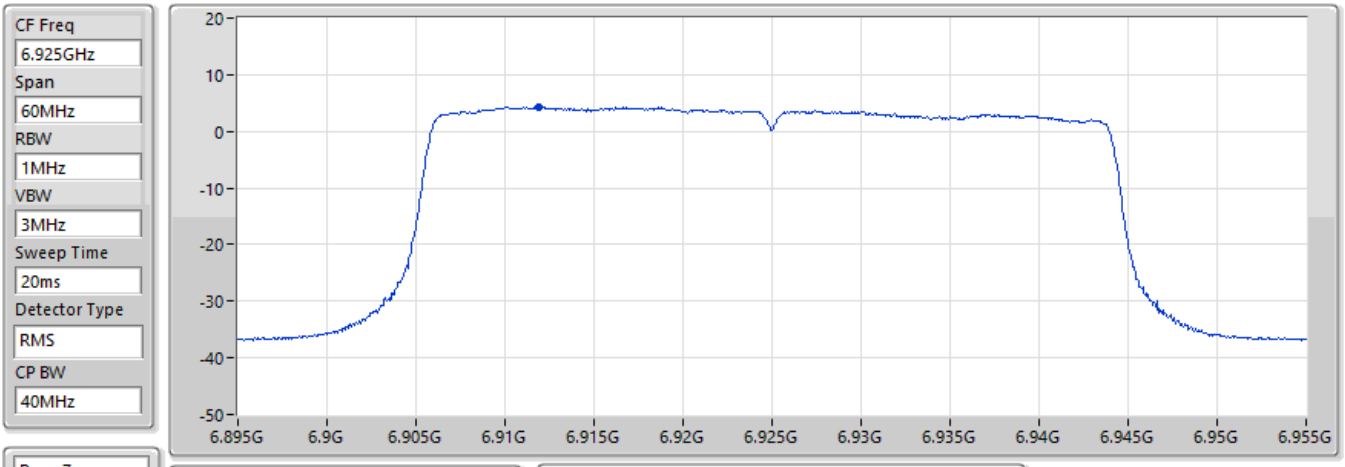

EIRP PSD (dBm)
4.35

EIRP=Pr+Lp [Lp Free Space Path Loss]
Pr=Pmeas-Gr+Lc-Gamp

Pmeas	Gr (dBi)	Lc (dB)	Gamp (dB)	Lp (dB)
-16.59	11.40	8.66	35.15	58.83

EIRP PSD;Band:7.0G;ax40,BF;BWch:40MHz;Nss:1,(M4);Nant:4;Ch:7005MHz;TX

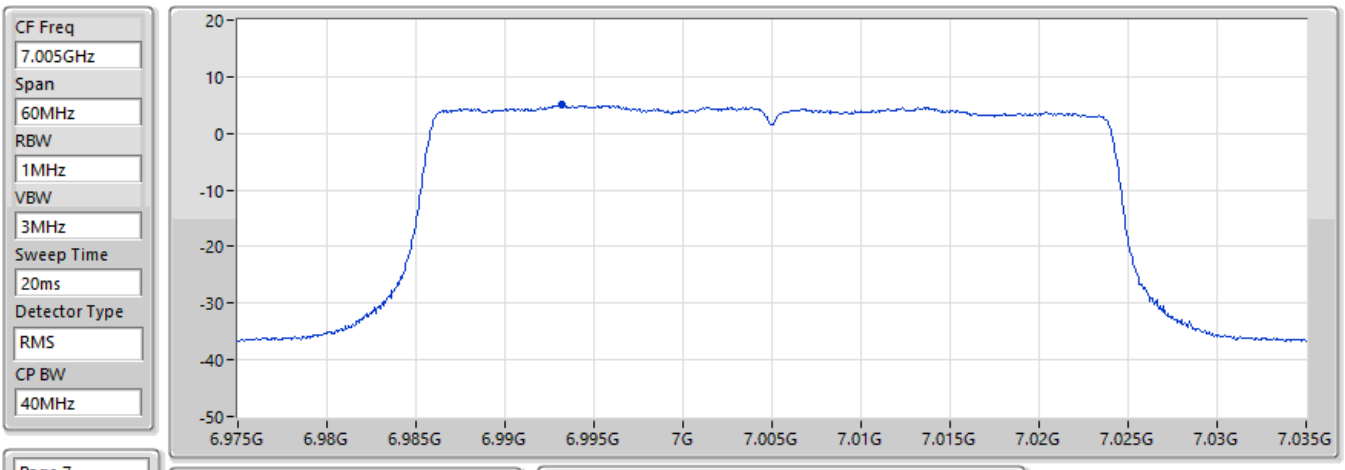

EIRP PSD (dBm)
4.96

EIRP=Pr+Lp [Lp Free Space Path Loss]
Pr=Pmeas-Gr+Lc-Gamp

Pmeas	Gr (dBi)	Lc (dB)	Gamp (dB)	Lp (dB)
-15.75	11.49	8.39	35.13	58.94

EIRP PSD;Band:7.0G;ax40,BF;BWch:40MHz;Nss:1,(M4);Nant:4;Ch:7085MHz;TX

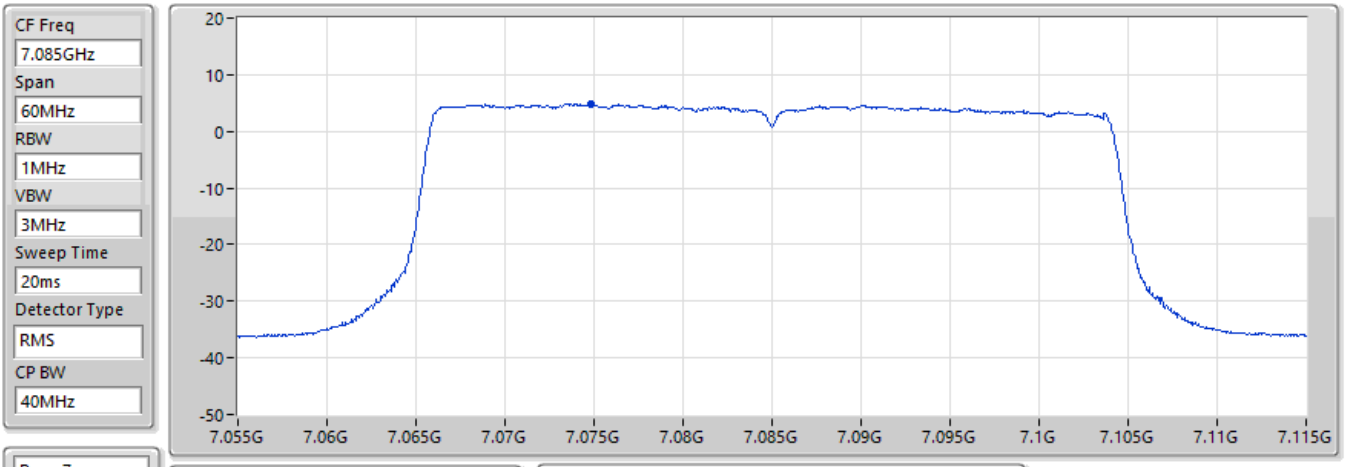

EIRP PSD (dBm)
4.89

EIRP=Pr+Lp [Lp Free Space Path Loss]
Pr=Pmeas-Gr+Lc-Gamp

Pmeas	Gr (dBi)	Lc (dB)	Gamp (dB)	Lp (dB)
-15.89	11.55	8.43	35.14	59.04

EIRP PSD;Band:6.2G;ax80,BF;BWch:80MHz;Nss:1,(M4);Nant:4;Ch:5985MHz;TX

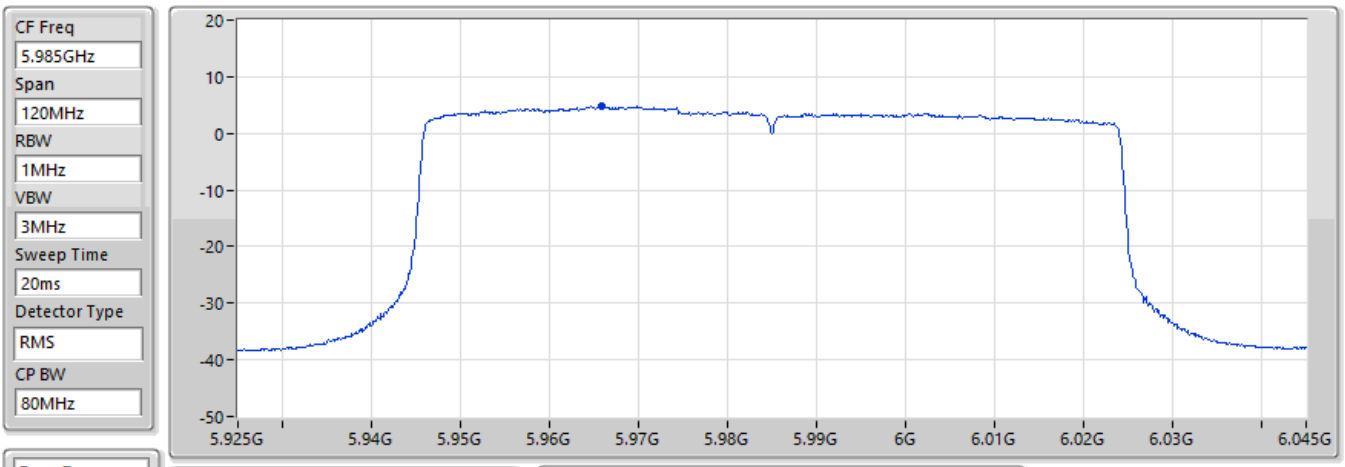

EIRP PSD (dBm)
4.84

EIRP=Pr+Lp [Lp Free Space Path Loss]
Pr=Pmeas-Gr+Lc-Gamp

Pmeas	Gr (dBi)	Lc (dB)	Gamp (dB)	Lp (dB)
-14.53	11.13	8.13	35.19	57.56

EIRP PSD;Band:6.2G;ax80,BF;BWch:80MHz;Nss:1,(M4);Nant:4;Ch:6225MHz;TX

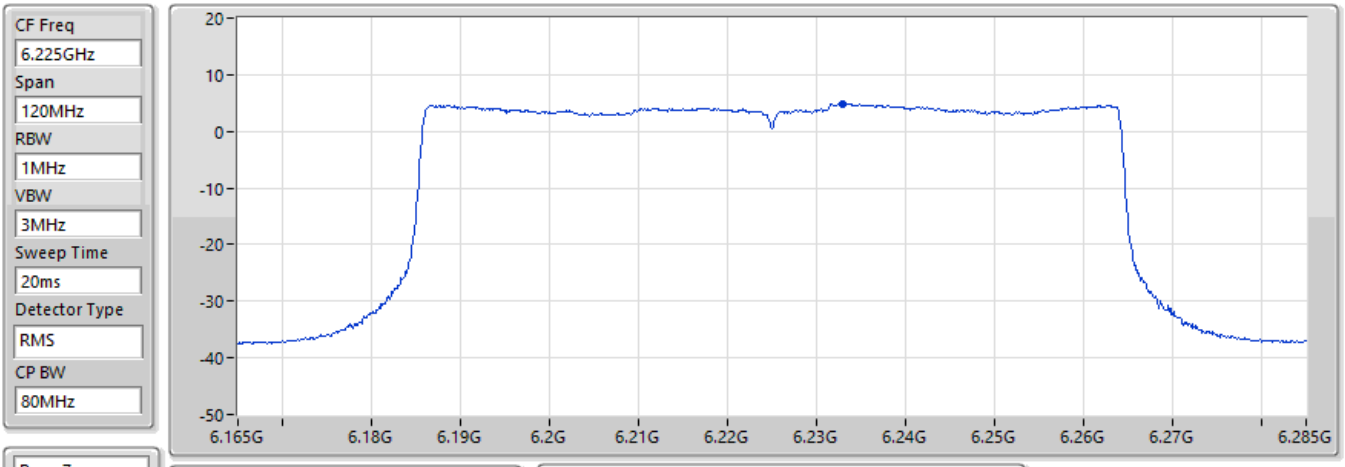

EIRP PSD (dBm)
4.89

EIRP=Pr+Lp [Lp Free Space Path Loss]
Pr=Pmeas-Gr+Lc-Gamp

Pmeas	Gr (dBi)	Lc (dB)	Gamp (dB)	Lp (dB)
-15.20	11.17	8.52	35.20	57.94

EIRP PSD;Band:6.2G;ax80,BF;BWch:80MHz;Nss:1,(M4);Nant:4;Ch:6385MHz;TX

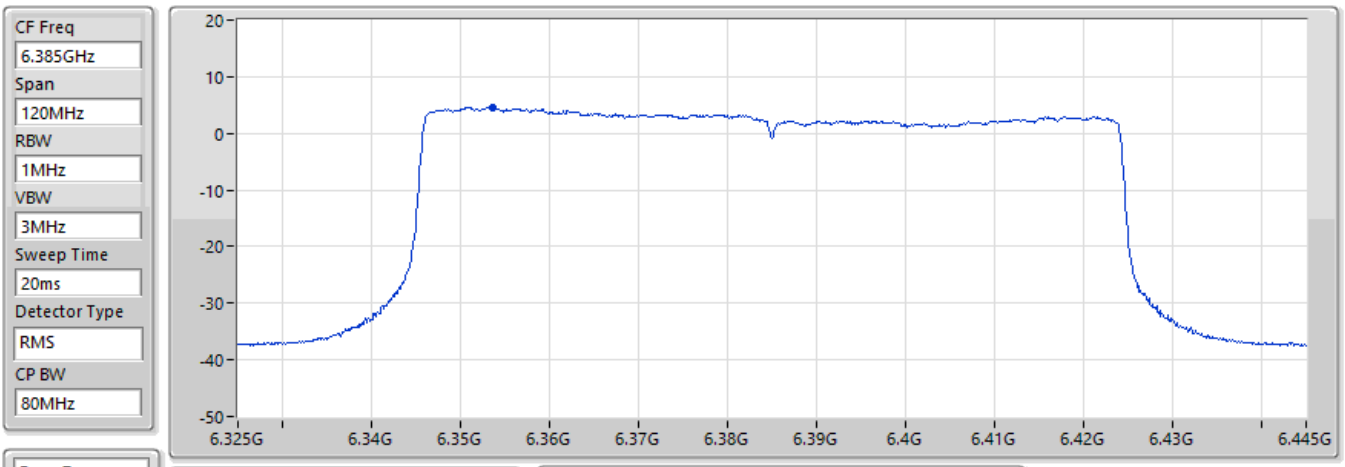

EIRP PSD (dBm)
4.61

EIRP=Pr+Lp [Lp Free Space Path Loss]
Pr=Pmeas-Gr+Lc-Gamp

Pmeas	Gr (dBi)	Lc (dB)	Gamp (dB)	Lp (dB)
-15.37	11.61	8.70	35.21	58.10

EIRP PSD;Band:6.4G;ax80,BF;BWch:80MHz;Nss:1,(M4);Nant:4;Ch:6465MHz;TX

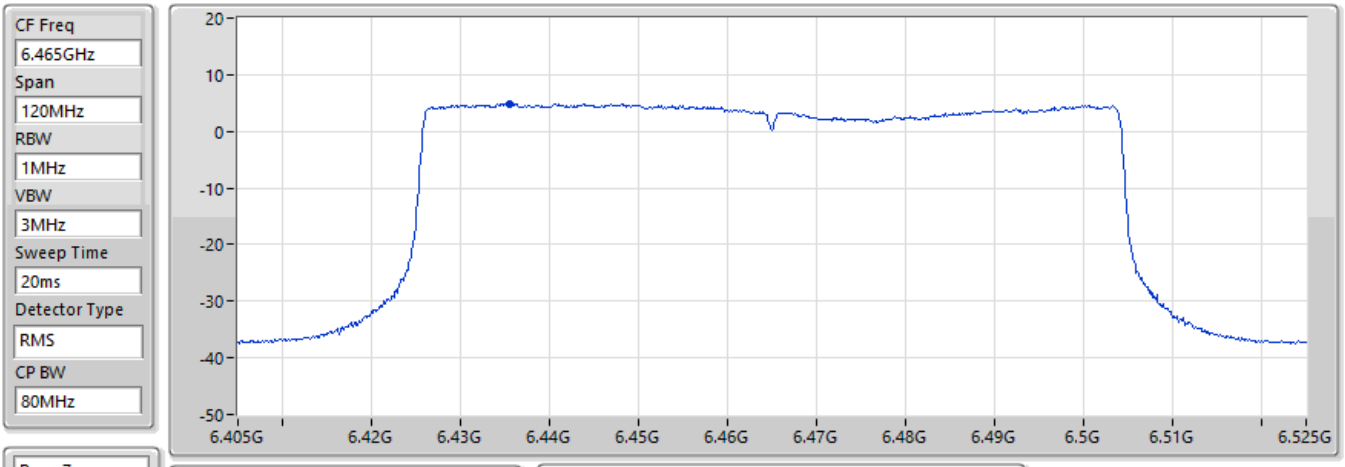

EIRP PSD (dBm)
4.84

EIRP=Pr+Lp [Lp Free Space Path Loss]
Pr=Pmeas-Gr+Lc-Gamp

Pmeas	Gr (dBi)	Lc (dB)	Gamp (dB)	Lp (dB)
-15.17	11.77	8.79	35.22	58.21

EIRP PSD;Band:6.4G;ax80,BF;BWch:80MHz;Nss:1,(M4);Nant:4;Ch:6545MHz;TX

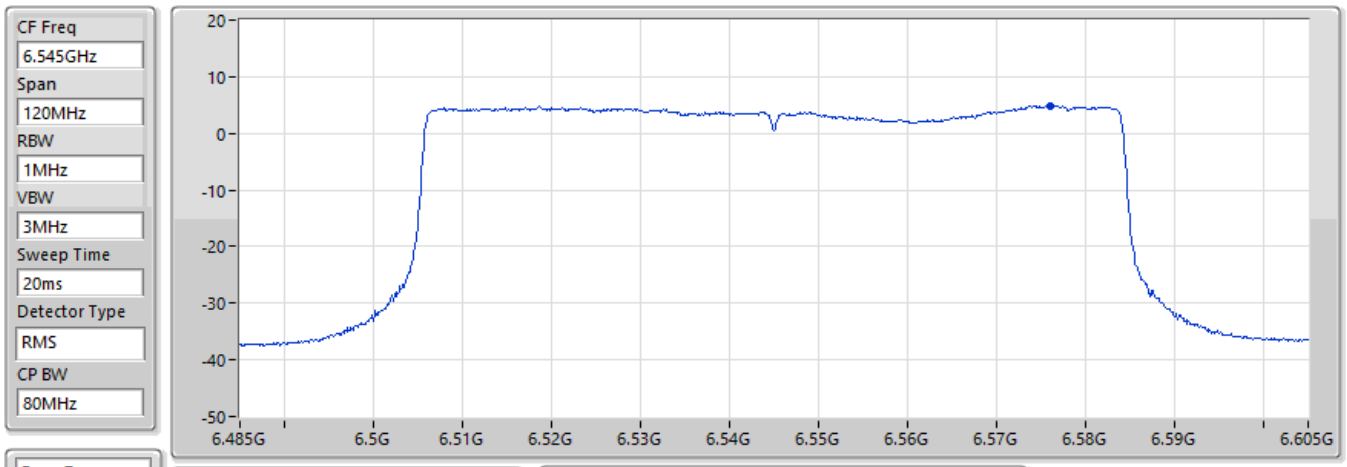

EIRP PSD (dBm)
4.92

EIRP=Pr+Lp [Lp Free Space Path Loss]
Pr=Pmeas-Gr+Lc-Gamp

Pmeas	Gr (dBi)	Lc (dB)	Gamp (dB)	Lp (dB)
-15.46	11.70	8.89	35.21	58.40

EIRP PSD;Band:6.7G;ax80,BF;BWch:80MHz;Nss:1,(M4);Nant:4;Ch:6625MHz;TX

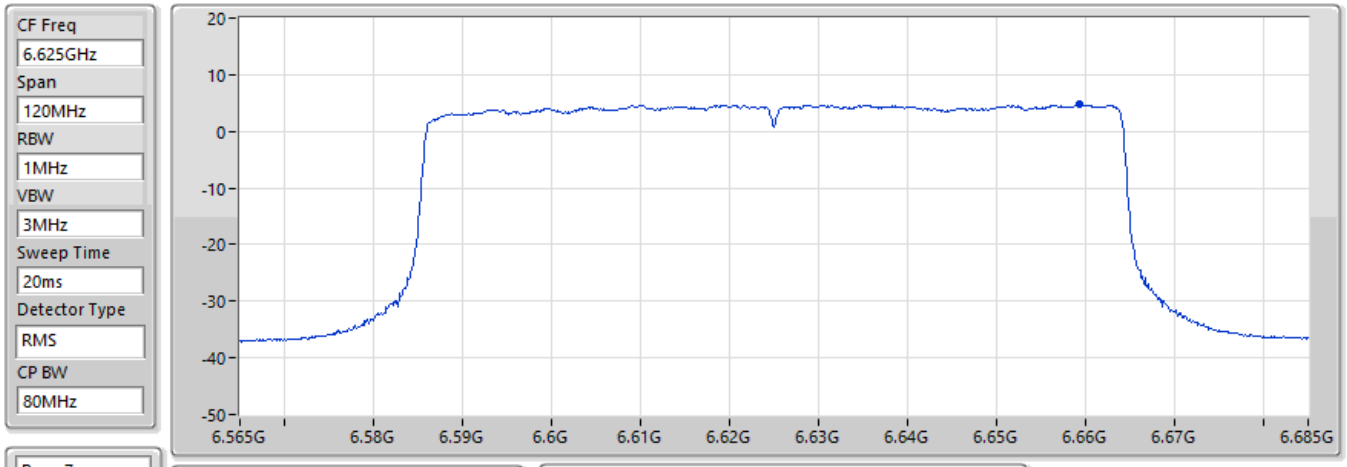

EIRP PSD (dBm)
4.68

EIRP=Pr+Lp [Lp Free Space Path Loss]
Pr=Pmeas-Gr+Lc-Gamp

Pmeas	Gr (dBi)	Lc (dB)	Gamp (dB)	Lp (dB)
-16.08	11.50	8.94	35.19	58.51

EIRP PSD;Band:6.7G;ax80,BF;BWch:80MHz;Nss:1,(M4);Nant:4;Ch:6705MHz;TX

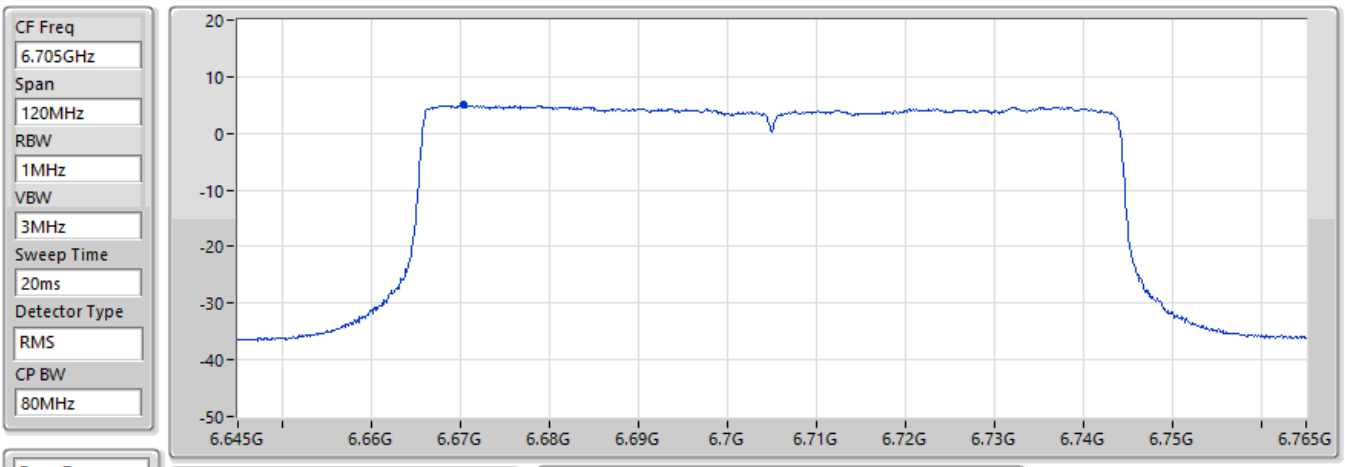

EIRP PSD (dBm)
4.96

EIRP=Pr+Lp [Lp Free Space Path Loss]
Pr=Pmeas-Gr+Lc-Gamp

Pmeas	Gr (dBi)	Lc (dB)	Gamp (dB)	Lp (dB)
-15.83	11.50	8.95	35.19	58.53

EIRP PSD;Band:6.7G;ax80,BF;BWch:80MHz;Nss:1,(M4);Nant:4;Ch:6785MHz;TX

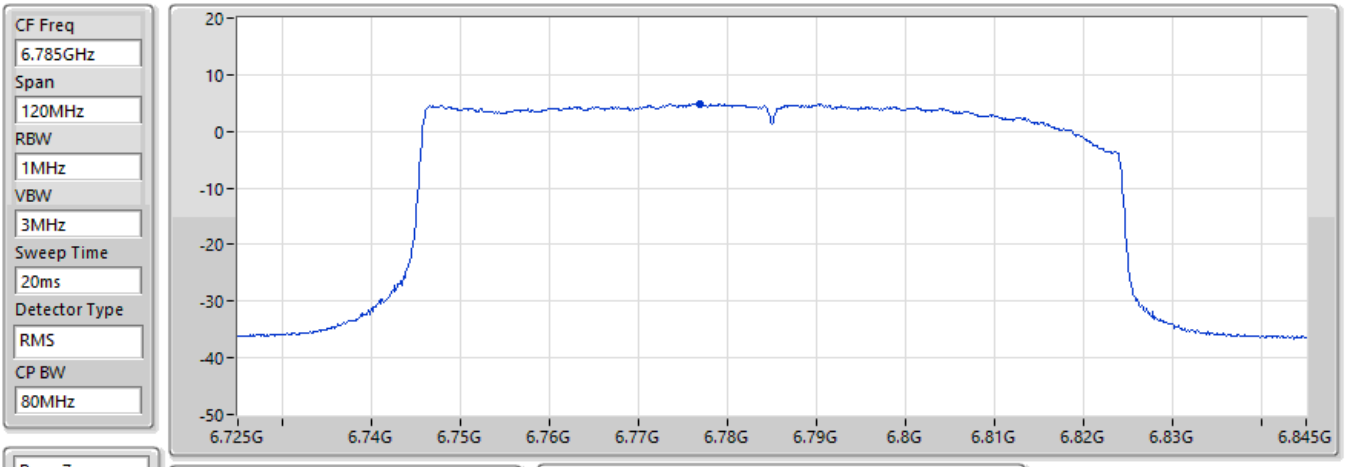

EIRP PSD (dBm)
4.88

EIRP=Pr+Lp [Lp Free Space Path Loss]
Pr=Pmeas-Gr+Lc-Gamp

Pmeas	Gr (dBi)	Lc (dB)	Gamp (dB)	Lp (dB)
-16.27	11.35	9.01	35.17	58.66