EIRP PSD;Band:6.7G;ax80,BF;BWch:80MHz;Nss:1,(M4);Nant:4;Ch:6865MHz;TX

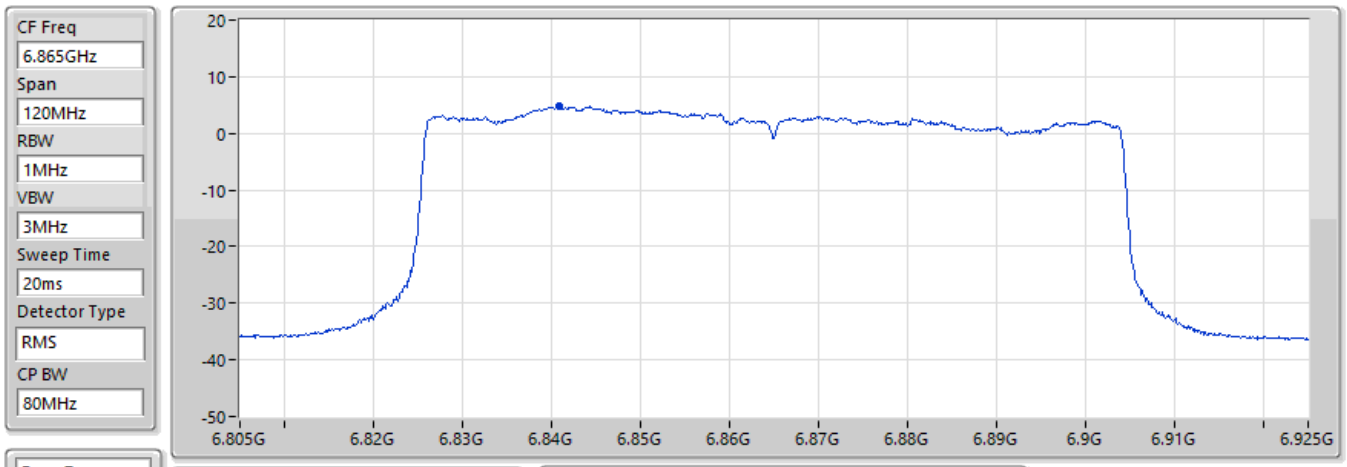

EIRP PSD (dBm)
4.8

EIRP=Pr+Lp [Lp Free Space Path Loss]
Pr=Pmeas-Gr+Lc-Gamp

Pmeas	Gr (dBi)	Lc (dB)	Gamp (dB)	Lp (dB)
-16.29	11.38	8.89	35.16	58.74

EIRP PSD;Band:7.0G;ax80,BF;BWch:80MHz;Nss:1,(M4);Nant:4;Ch:6945MHz;TX

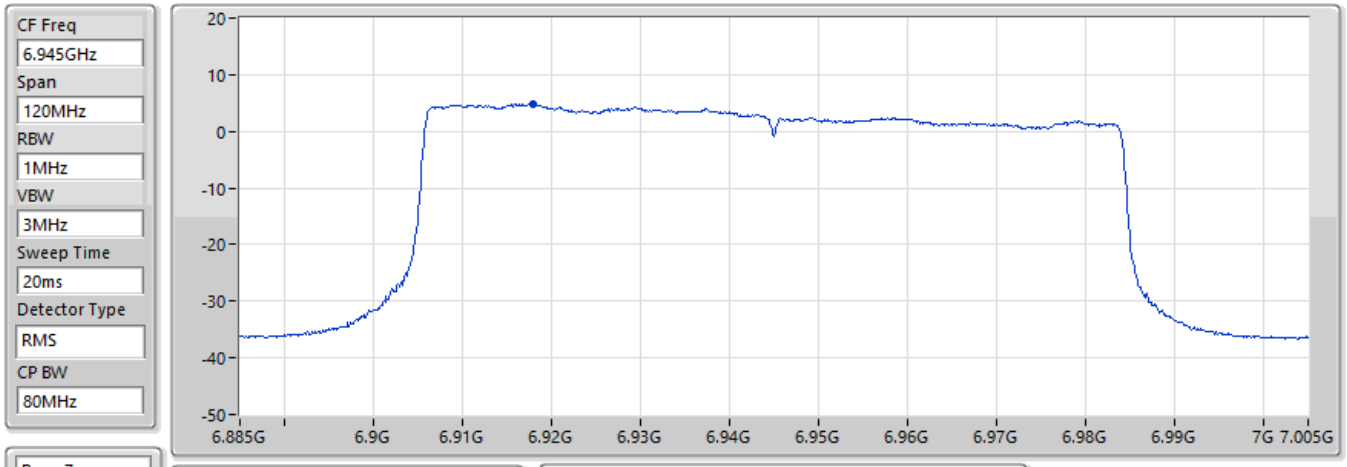

EIRP PSD (dBm)
4.92

EIRP=Pr+Lp [Lp Free Space Path Loss]
Pr=Pmeas-Gr+Lc-Gamp

Pmeas	Gr (dBi)	Lc (dB)	Gamp (dB)	Lp (dB)
-16.02	11.40	8.64	35.14	58.84

EIRP PSD;Band:7.0G;ax80,BF;BWch:80MHz;Nss:1,(M4);Nant:4;Ch:7025MHz;TX

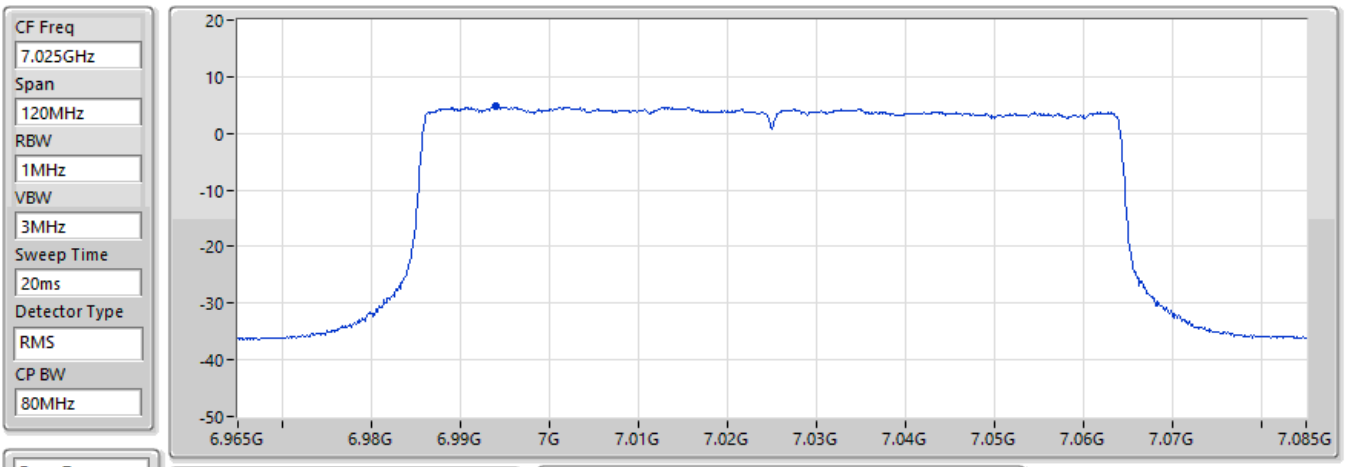

EIRP PSD (dBm)
4.72

EIRP=Pr+Lp [Lp Free Space Path Loss]
Pr=Pmeas-Gr+Lc-Gamp

Pmeas	Gr (dBi)	Lc (dB)	Gamp (dB)	Lp (dB)
-15.99	11.49	8.39	35.13	58.94

EIRP PSD;Band:6.2G;ax160,BF;BWch:160MHz;Nss:1,(M4);Nant:4;Ch:6025MHz;TX

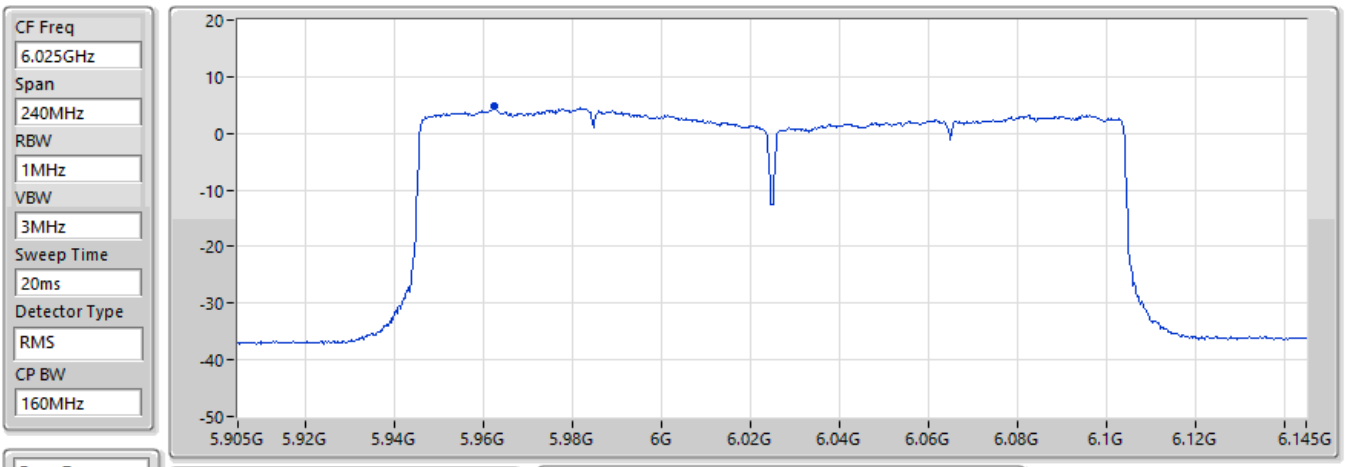

EIRP PSD (dBm)
4.67

EIRP=Pr+Lp [Lp Free Space Path Loss]
Pr=Pmeas-Gr+Lc-Gamp

Pmeas	Gr (dBi)	Lc (dB)	Gamp (dB)	Lp (dB)
-14.69	11.13	8.13	35.19	57.55

EIRP PSD;Band:6.2G;ax160,BF;BWch:160MHz;Nss:1,(M4);Nant:4;Ch:6185MHz;TX

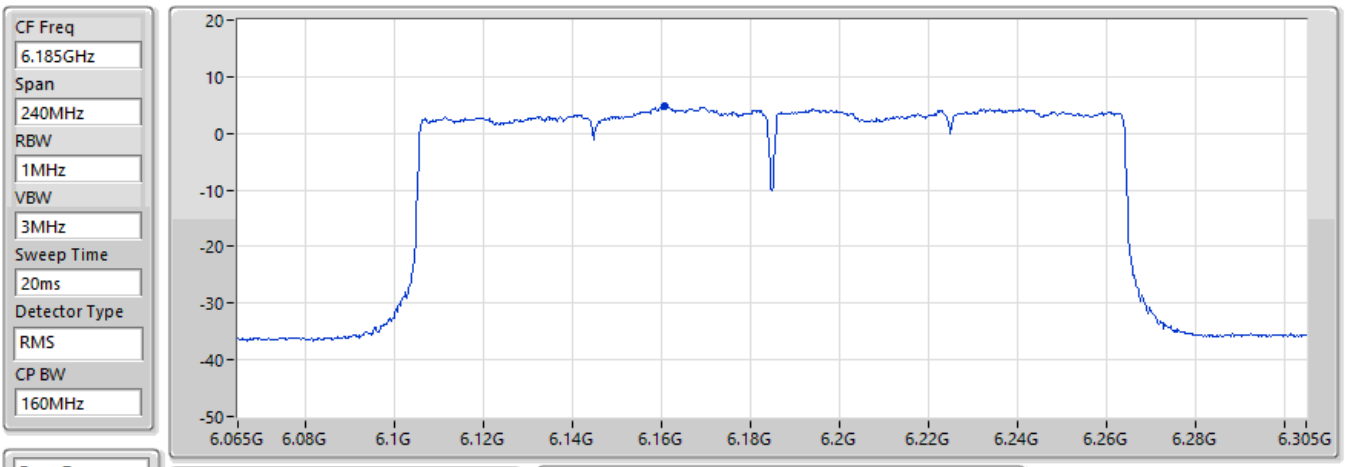

EIRP PSD (dBm)
4.8

EIRP=Pr+Lp [Lp Free Space Path Loss]
Pr=Pmeas-Gr+Lc-Gamp

Pmeas	Gr (dBi)	Lc (dB)	Gamp (dB)	Lp (dB)
-15.15	11.10	8.41	35.20	57.84

EIRP PSD;Band:6.2G;ax160,BF;BWch:160MHz;Nss:1,(M4);Nant:4;Ch:6345MHz;TX

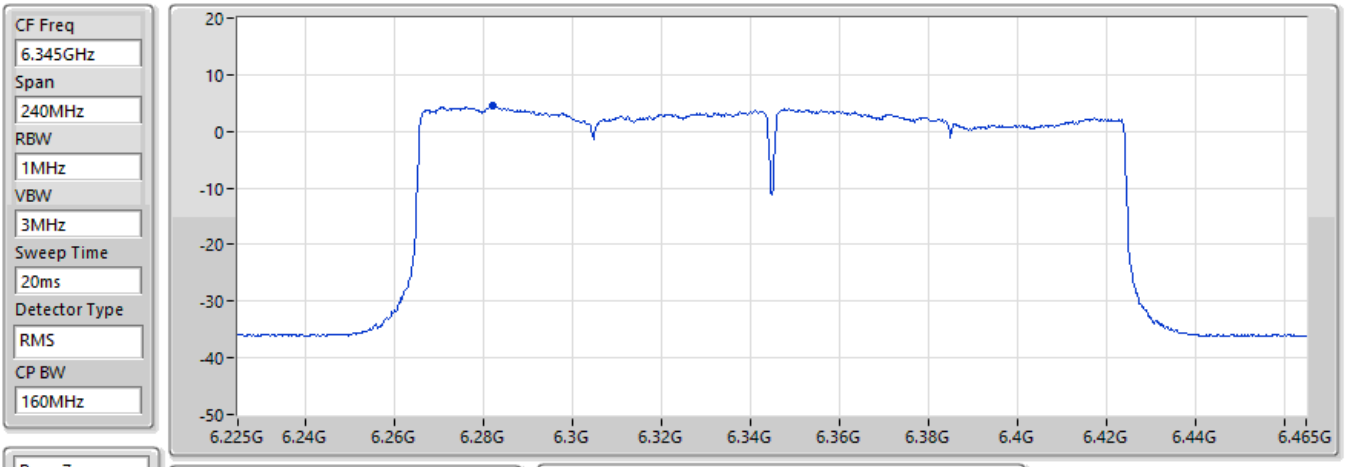

EIRP PSD (dBm)
4.56

EIRP=Pr+Lp [Lp Free Space Path Loss]
Pr=Pmeas-Gr+Lc-Gamp

Pmeas	Gr (dBi)	Lc (dB)	Gamp (dB)	Lp (dB)
-15.49	11.33	8.59	35.21	58.00

EIRP PSD;Band:6.4G;ax160,BF;BWch:160MHz;Nss:1,(M4);Nant:4;Ch:6505MHz;TX

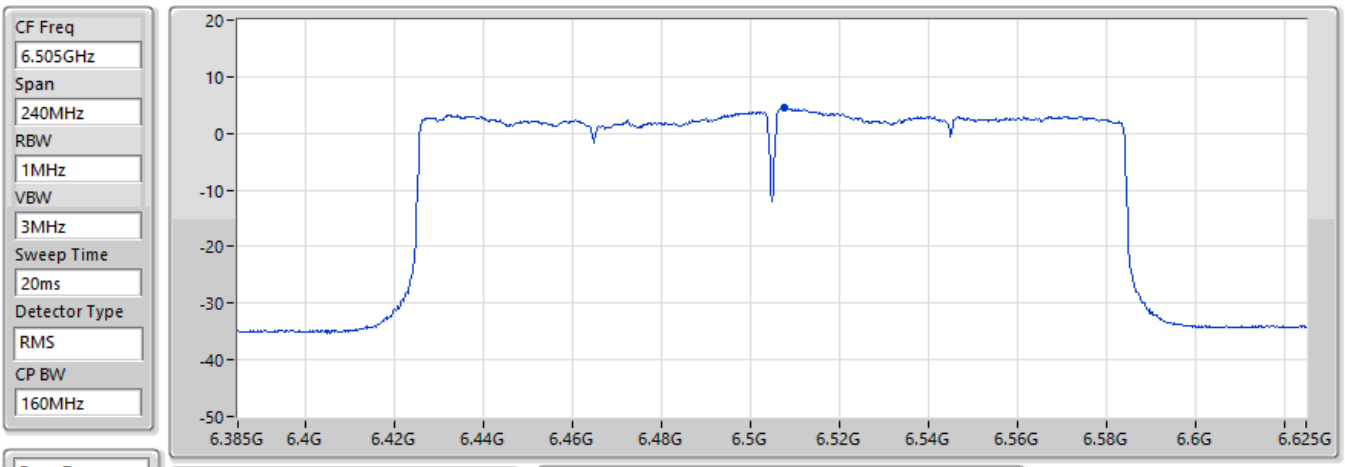

EIRP PSD (dBm)
4.47

EIRP=Pr+Lp [Lp Free Space Path Loss]
Pr=Pmeas-Gr+Lc-Gamp

Pmeas	Gr (dBi)	Lc (dB)	Gamp (dB)	Lp (dB)
-15.59	11.88	8.85	35.22	58.31

EIRP PSD;Band:6.7G;ax160,BF;BWch:160MHz;Nss:1,(M4);Nant:4;Ch:6665MHz;TX

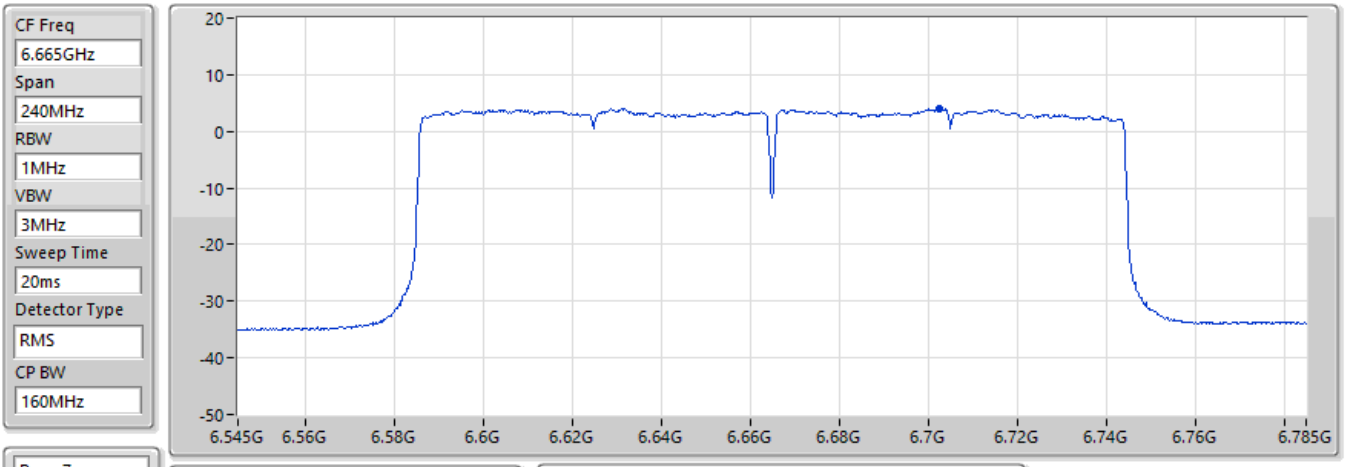

EIRP PSD (dBm)
4.01

EIRP=Pr+Lp [Lp Free Space Path Loss]
Pr=Pmeas-Gr+Lc-Gamp

Pmeas	Gr (dBi)	Lc (dB)	Gamp (dB)	Lp (dB)
-16.85	11.50	8.97	35.18	58.57

EIRP PSD;Band:6.7G;ax160,BF;BWch:160MHz;Nss:1,(M4);Nant:4;Ch:6825MHz;TX

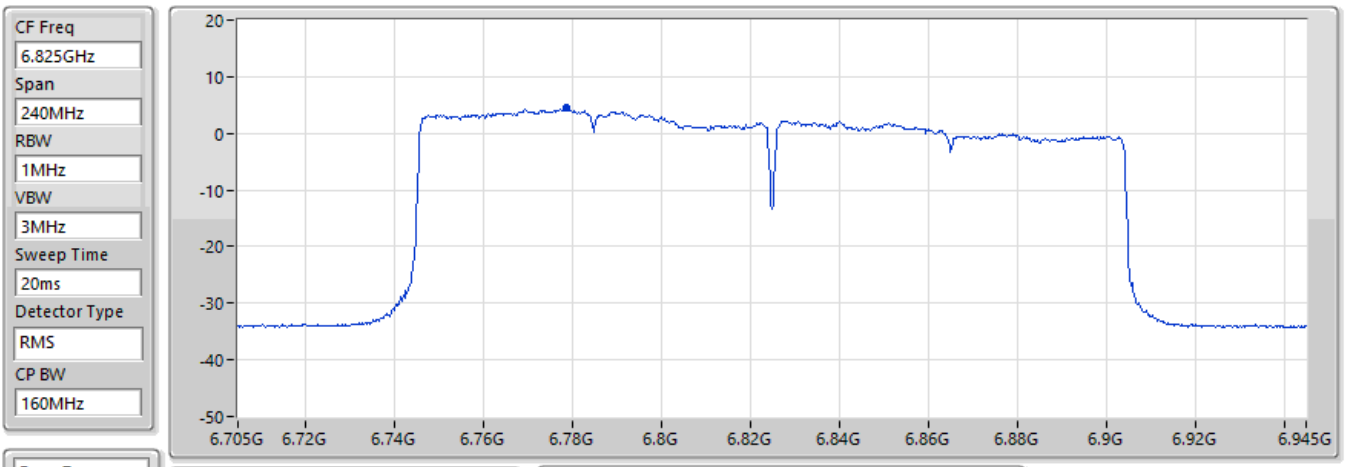

EIRP PSD (dBm)
4.41

EIRP=Pr+Lp [Lp Free Space Path Loss]
Pr=Pmeas-Gr+Lc-Gamp

Pmeas	Gr (dBi)	Lc (dB)	Gamp (dB)	Lp (dB)
-16.76	11.34	9.01	35.17	58.67

EIRP PSD;Band:7.0G;ax160,BF;BWch:160MHz;Nss:1,(M4);Nant:4;Ch:6985MHz;TX

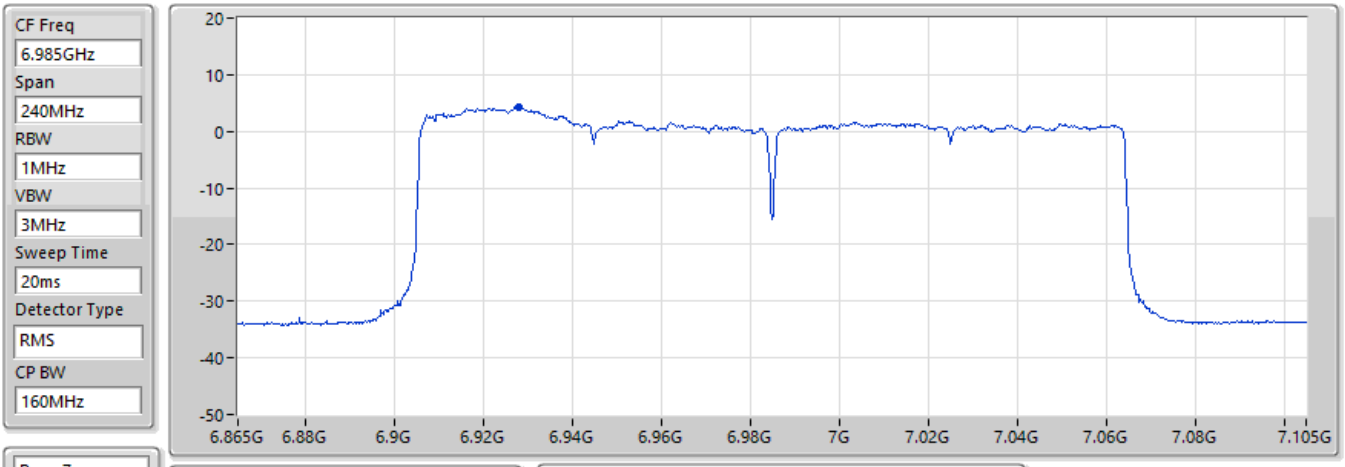

EIRP PSD (dBm)
4.26

EIRP=Pr+Lp [Lp Free Space Path Loss]
Pr=Pmeas-Gr+Lc-Gamp

Pmeas	Gr (dBi)	Lc (dB)	Gamp (dB)	Lp (dB)
-16.65	11.40	8.60	35.14	58.85

Summary

Mode	Result	Type	Freq (Hz)	Level (dBuV/m)	Limit (dBuV/m)	Margin (dB)	Condition
Mode 1	Pass	QP	30M	39.96	40.00	-0.04	Vertical

Mode 1

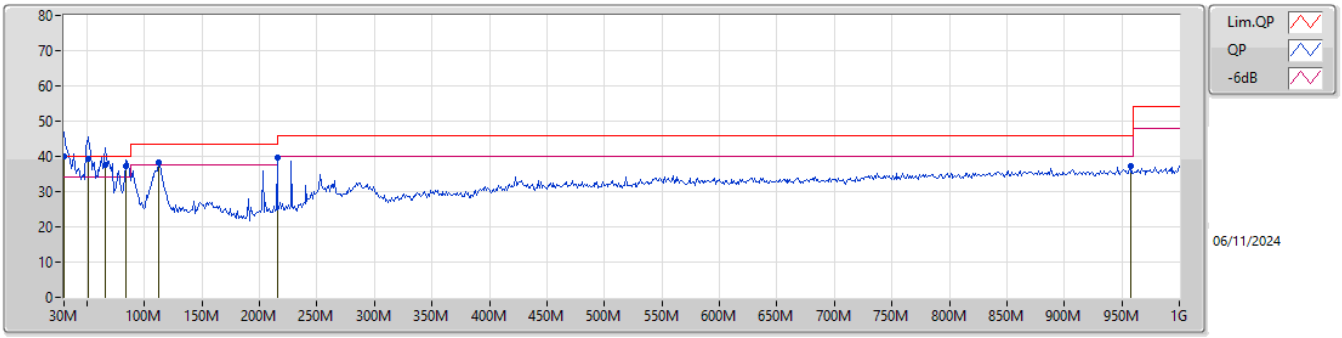

Type	Freq	Level	Limit	Margin	Factor	Dist	Condition	Azimuth	Height	Comment	Raw	AF	CL	PA
	(Hz)	(dBuV/m)	(dBuV/m)	(dB)	(dB/m)	(m)		(°)	(m)		(dBuV)	(dB/m)	(dB)	(dB)
QP	30M	39.96	40.00	-0.04	-19.15	3	Vertical	281	1.25	"Worst"	59.11	23.86	1.15	44.16
QP	51.34M	39.24	40.00	-0.76	-29.21	3	Vertical	338	3.00	-	68.45	13.77	1.49	44.47
QP	65.89M	37.52	40.00	-2.48	-30.59	3	Vertical	44	3.00	-	68.11	12.20	1.64	44.43
QP	84.32M	37.07	40.00	-2.93	-28.66	3	Vertical	84	1.50	-	65.73	14.06	1.78	44.50
PK	112.45M	38.28	43.50	-5.22	-24.34	3	Vertical	186	1.00	-	62.62	17.95	2.19	44.48
PK	215.27M	39.73	43.50	-3.77	-26.52	3	Vertical	206	1.50	-	66.25	14.75	3.11	44.38
PK	958.29M	37.17	46.00	-8.83	-10.02	3	Vertical	157	3.00	-	47.19	26.82	6.61	43.45

Mode 1

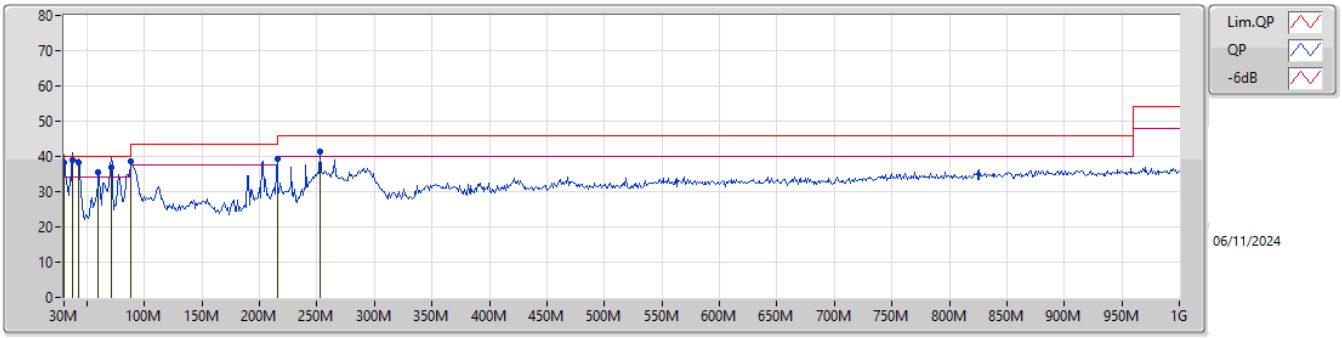

Type	Freq	Level	Limit	Margin	Factor	Dist	Condition	Azimuth	Height	Comment	Raw	AF	CL	PA
	(Hz)	(dBuV/m)	(dBuV/m)	(dB)	(dB/m)	(m)		(°)	(m)		(dBuV)	(dB/m)	(dB)	(dB)
QP	30M	38.26	40.00	-1.74	-19.15	3	Horizontal	134	3.00	-	57.41	23.86	1.15	44.16
QP	37.76M	38.99	40.00	-1.01	-23.12	3	Horizontal	349	2.00	"Worst"	62.11	20.01	1.17	44.30
QP	42.61M	38.31	40.00	-1.69	-25.54	3	Horizontal	13	3.00	-	63.85	17.60	1.24	44.38
PK	60.07M	35.35	40.00	-4.65	-30.30	3	Horizontal	218	3.00	-	65.65	12.45	1.64	44.39
QP	70.74M	37.03	40.00	-2.97	-30.44	3	Horizontal	232	2.00	-	67.47	12.34	1.67	44.45
PK	88M	38.60	43.50	-4.90	-27.82	3	Horizontal	232	2.00	-	66.42	14.82	1.87	44.51
PK	215.27M	39.22	43.50	-4.28	-26.52	3	Horizontal	250	1.25	-	65.74	14.75	3.11	44.38
PK	253.1M	41.23	46.00	-4.77	-22.30	3	Horizontal	115	1.00	-	63.53	18.59	3.41	44.30

Summary

Mode	Result	Type	Freq (Hz)	Level (dBuV/m)	Limit (dBuV/m)	Margin (dB)	Dist (m)	Condition	Azimuth (°)	Height (m)	Comments
6.875-7.125GHz	-	-	-	-	-	-	-	-	-	-	-
802.11ax HEW20-BF_Nss1,(MCS4)_4TX	Pass	RMS	7.1255G	68.11	68.20	-0.09	3	Vertical	7	1.80	BP 1MHz

5.925-6.425GHz_802.11ax HEW20_Nss1,(MCS0)_4TX

5955MHz_TX

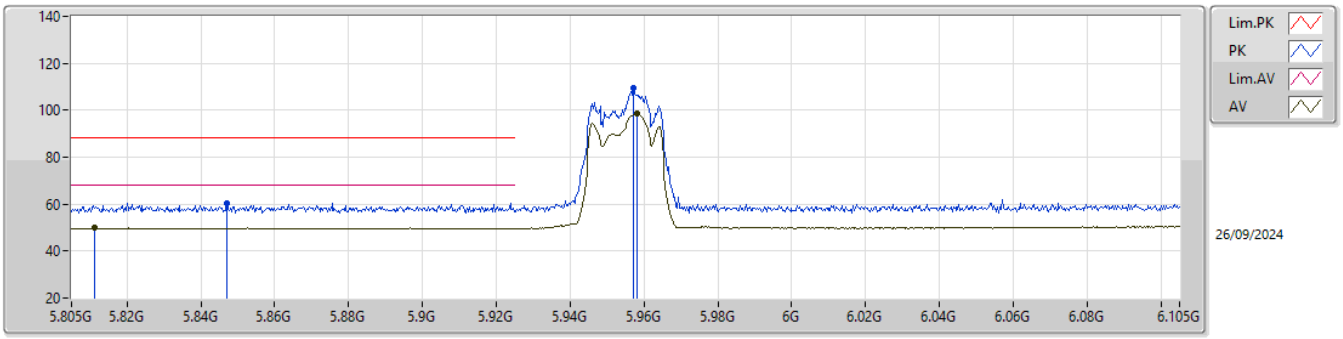

EUT X_4TX
Setting 0
03-E-S-5-10

Type	Freq	Level	Limit	Margin	Raw	Dist	Condition	Azimuth	Height	Comment	AF	CL	PA
	(Hz)	(dBuV/m)	(dBuV/m)	(dB)	(dBuV)	(m)		(°)	(m)		(dB)	(dB)	(dB)
PK	5.847G	60.59	88.20	-27.61	53.94	3	Vertical	275	1.61	-	34.29	7.57	35.21
RMS	5.8113G	49.79	68.20	-18.41	43.24	3	Vertical	275	1.61	-	34.22	7.54	35.21
PK	5.9571G	109.64	Inf	-Inf	102.57	3	Vertical	275	1.61	-	34.60	7.66	35.19
RMS	5.958G	98.72	Inf	-Inf	91.65	3	Vertical	275	1.61	-	34.60	7.66	35.19

5.925-6.425GHz_802.11ax HEW20_Nss1,(MCS0)_4TX

5955MHz_TX

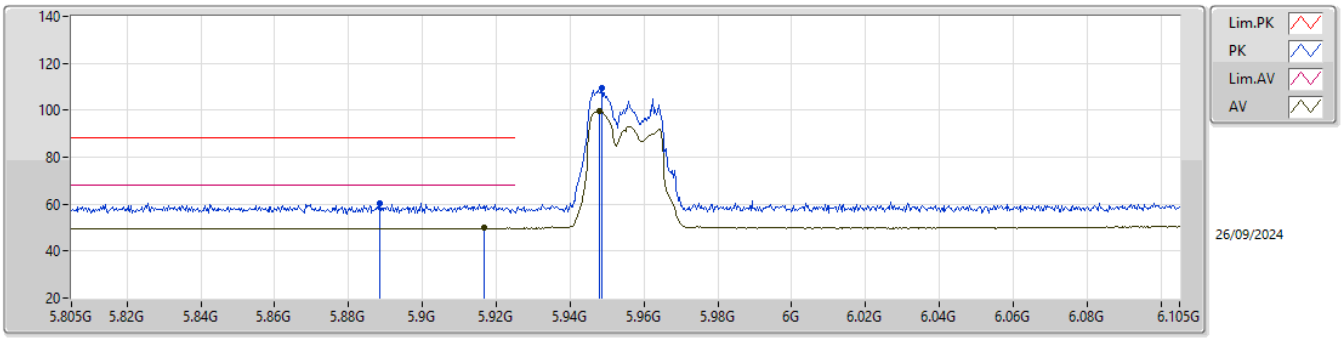

EUT X_4TX
Setting 0
03-E-S-5-10

Type	Freq	Level	Limit	Margin	Raw	Dist	Condition	Azimuth	Height	Comment	AF	CL	PA
	(Hz)	(dBuV/m)	(dBuV/m)	(dB)	(dBuV)	(m)		(°)	(m)		(dB)	(dB)	(dB)
PK	5.8884G	60.39	88.20	-27.81	53.54	3	Horizontal	270	1.64	-	34.45	7.60	35.20
RMS	5.9166G	49.83	68.20	-18.37	42.88	3	Horizontal	270	1.64	-	34.53	7.62	35.20
PK	5.9487G	109.65	Inf	-Inf	102.60	3	Horizontal	270	1.64	-	34.60	7.65	35.20
RMS	5.9478G	99.76	Inf	-Inf	92.71	3	Horizontal	270	1.64	-	34.60	7.65	35.20

5.925-6.425GHz_802.11ax HEW20_Nss1,(MCS0)_4TX

5955MHz_TX

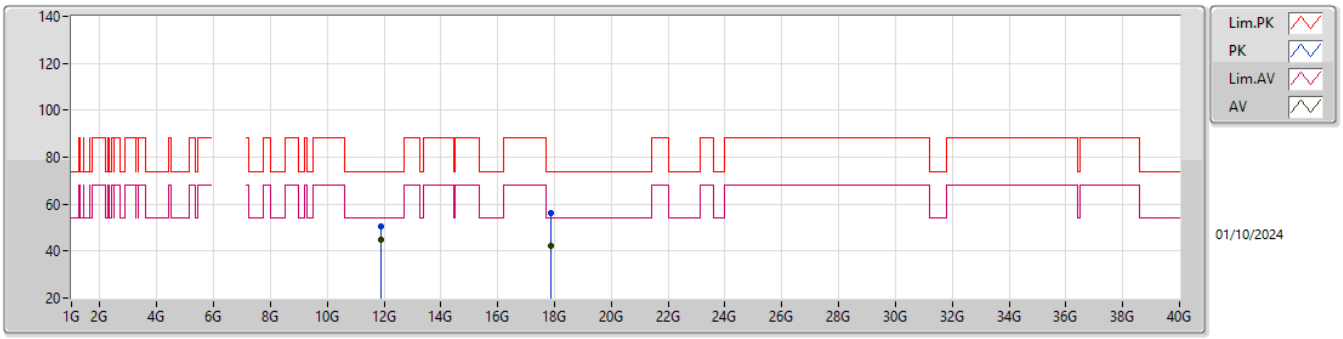

EUT X_4TX
Setting 0
03-E-E-2

Type	Freq	Level	Limit	Margin	Raw	Dist	Condition	Azimuth	Height	Comment	AF	CL	PA
	(Hz)	(dBuV/m)	(dBuV/m)	(dB)	(dBuV)	(m)		(°)	(m)		(dB)	(dB)	(dB)
PK	11.91003G	50.42	74.00	-23.58	65.55	3	Vertical	326	1.41	-	39.20	11.47	65.80
AV	11.90996G	44.63	54.00	-9.37	59.76	3	Vertical	326	1.41	-	39.20	11.47	65.80
PK	17.86108G	56.32	74.00	-17.68	60.15	3	Vertical	132	2.95	-	44.88	13.84	62.55
AV	17.86083G	42.17	54.00	-11.83	46.00	3	Vertical	132	2.95	-	44.88	13.84	62.55

5.925-6.425GHz_802.11ax HEW20_Nss1,(MCS0)_4TX

5955MHz_TX

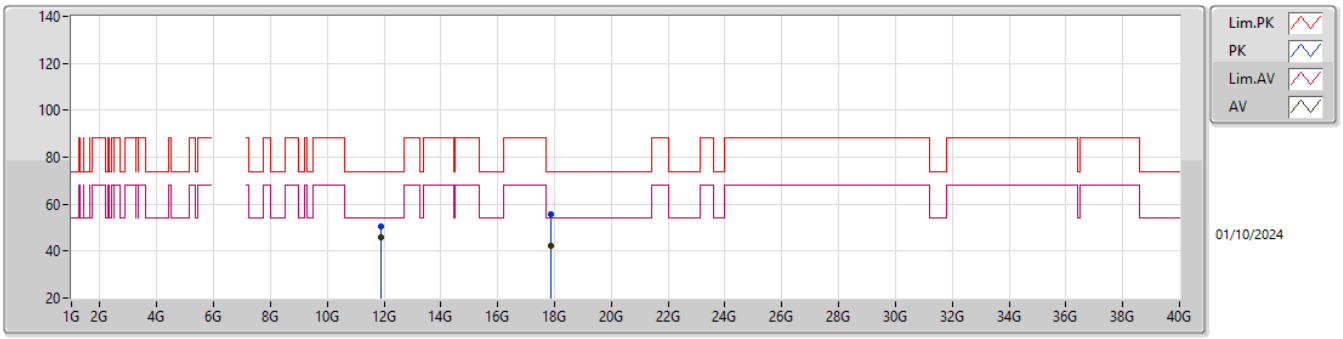

EUT X_4TX
Setting 0
03-E-E-2

Type	Freq	Level	Limit	Margin	Raw	Dist	Condition	Azimuth	Height	Comment	AF	CL	PA
	(Hz)	(dBuV/m)	(dBuV/m)	(dB)	(dBuV)	(m)		(°)	(m)		(dB)	(dB)	(dB)
PK	11.90992G	50.76	74.00	-23.24	65.89	3	Horizontal	120	1.99	-	39.20	11.47	65.80
AV	11.90995G	45.88	54.00	-8.12	61.01	3	Horizontal	120	1.99	-	39.20	11.47	65.80
PK	17.86718G	55.72	74.00	-18.28	59.54	3	Horizontal	310	2.30	-	44.87	13.85	62.54
AV	17.86589G	42.28	54.00	-11.72	46.10	3	Horizontal	310	2.30	-	44.87	13.85	62.54

5.925-6.425GHz_802.11ax HEW20_Nss1,(MCS0)_4TX

5955MHz_TX

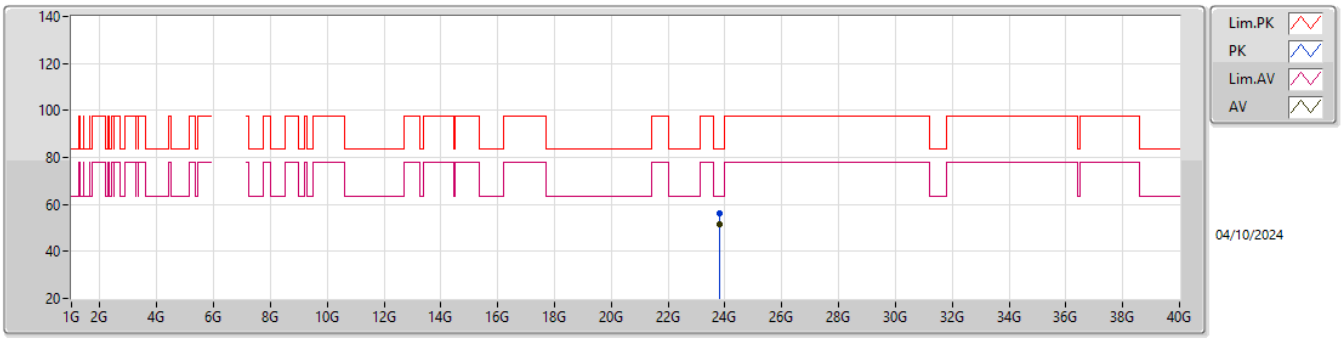

EUT X_4TX
Setting 0
03-E-S-5

Type	Freq	Level	Limit	Margin	Raw	Dist	Condition	Azimuth	Height	Comment	AF	CL	PA
	(Hz)	(dBuV/m)	(dBuV/m)	(dB)	(dBuV)	(m)		(°)	(m)		(dB)	(dB)	(dB)
PK	23.82004G	56.26	83.54	-27.28	NaN	1	Vertical	251	1.62	-	NaN	17.35	47.18
AV	23.82G	51.73	63.54	-11.81	NaN	1	Vertical	251	1.62	-	NaN	17.35	47.18

5.925-6.425GHz_802.11ax HEW20_Nss1,(MCS0)_4TX

5955MHz_TX

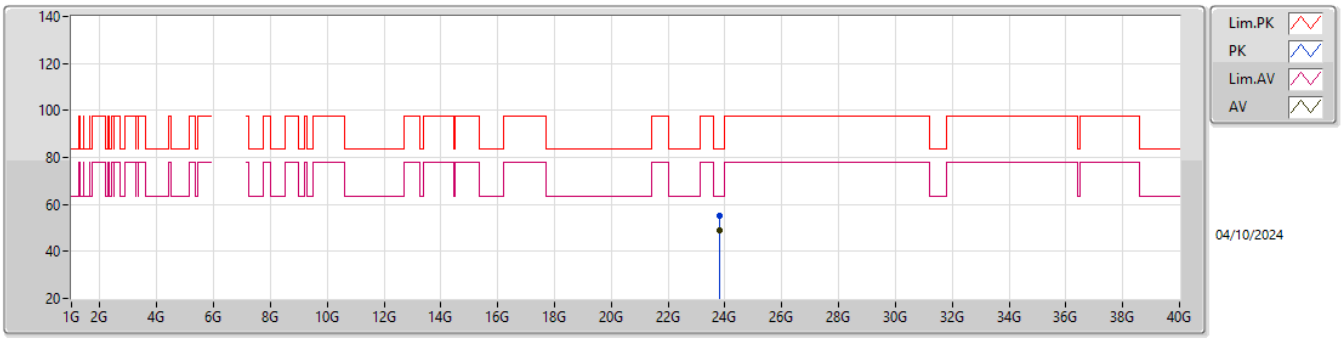

EUT X_4TX
Setting 0
03-E-S-5

Type	Freq	Level	Limit	Margin	Raw	Dist	Condition	Azimuth	Height	Comment	AF	CL	PA
	(Hz)	(dBuV/m)	(dBuV/m)	(dB)	(dBuV)	(m)		(°)	(m)		(dB)	(dB)	(dB)
PK	23.81994G	55.03	83.54	-28.51	NaN	1	Horizontal	293	1.50	-	NaN	17.35	47.18
AV	23.82G	48.82	63.54	-14.72	NaN	1	Horizontal	293	1.50	-	NaN	17.35	47.18

5.925-6.425GHz_802.11ax HEW20_Nss1,(MCS0)_4TX

6195MHz_TX

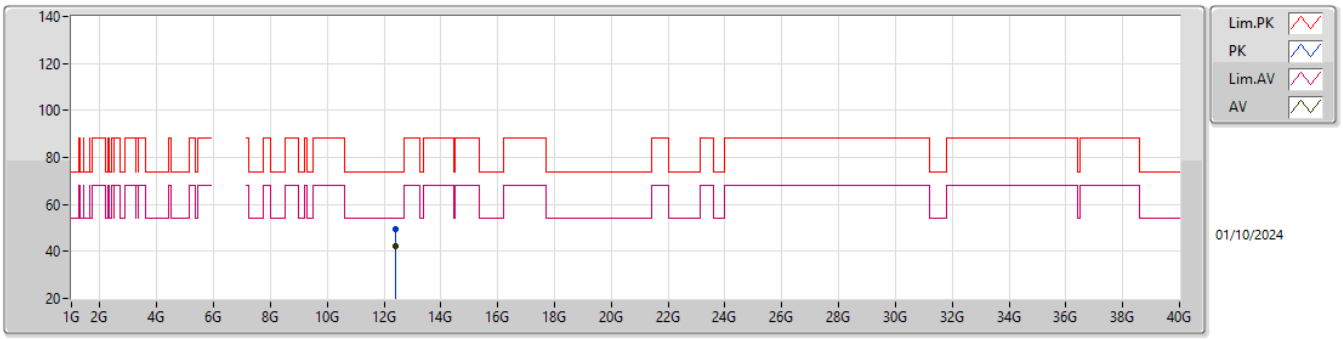

EUT X_4TX
Setting 0
03-E-E-2

Type	Freq	Level	Limit	Margin	Raw	Dist	Condition	Azimuth	Height	Comment	AF	CL	PA
	(Hz)	(dBuV/m)	(dBuV/m)	(dB)	(dBuV)	(m)		(°)	(m)		(dB)	(dB)	(dB)
PK	12.38991G	49.28	74.00	-24.72	64.40	3	Vertical	19	1.80	-	38.62	11.65	65.39
AV	12.38996G	42.12	54.00	-11.88	57.24	3	Vertical	19	1.80	-	38.62	11.65	65.39

5.925-6.425GHz_802.11ax HEW20_Nss1,(MCS0)_4TX

6195MHz_TX

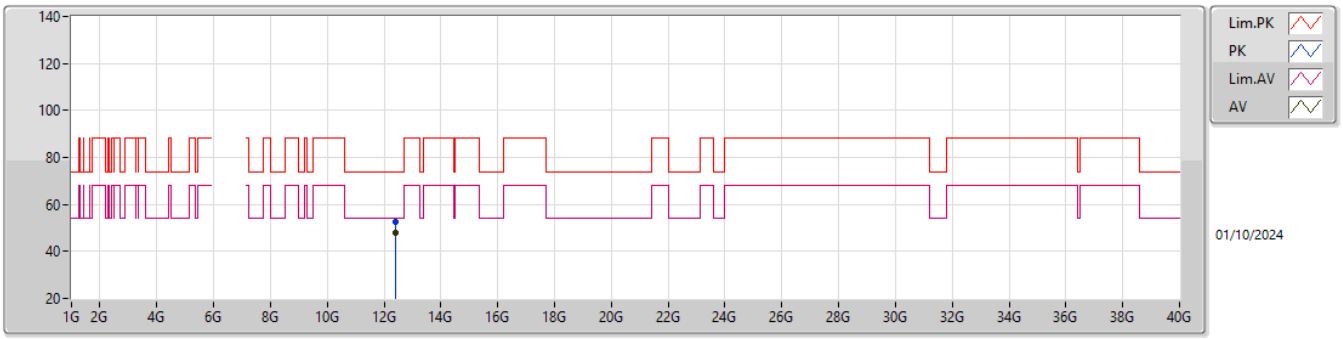

EUT X_4TX
Setting 0
03-E-E-2

Type	Freq	Level	Limit	Margin	Raw	Dist	Condition	Azimuth	Height	Comment	AF	CL	PA
	(Hz)	(dBuV/m)	(dBuV/m)	(dB)	(dBuV)	(m)		(°)	(m)		(dB)	(dB)	(dB)
PK	12.38998G	52.55	74.00	-21.45	67.67	3	Horizontal	253	1.90	-	38.62	11.65	65.39
AV	12.38996G	48.09	54.00	-5.91	63.21	3	Horizontal	253	1.90	-	38.62	11.65	65.39

5.925-6.425GHz_802.11ax HEW20_Nss1,(MCS0)_4TX

6195MHz_TX

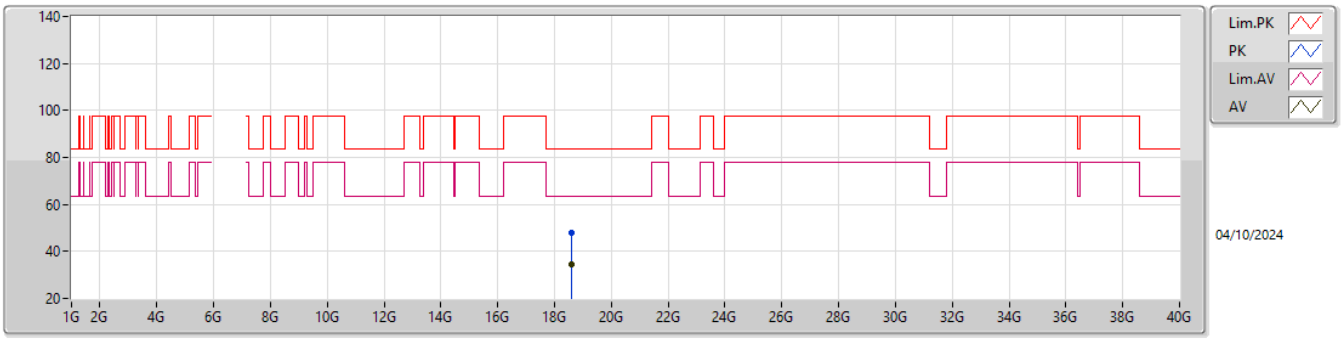

EUT X_4TX
Setting 0
03-E-S-5

Type	Freq	Level	Limit	Margin	Raw	Dist	Condition	Azimuth	Height	Comment	AF	CL	PA
	(Hz)	(dBuV/m)	(dBuV/m)	(dB)	(dBuV)	(m)		(°)	(m)		(dB)	(dB)	(dB)
PK	18.58358G	47.83	83.54	-35.71	NaN	1	Vertical	319	1.50	-	NaN	15.27	49.62
AV	18.58206G	34.41	63.54	-29.13	NaN	1	Vertical	319	1.50	-	NaN	15.27	49.62

5.925-6.425GHz_802.11ax HEW20_Nss1,(MCS0)_4TX

6195MHz_TX

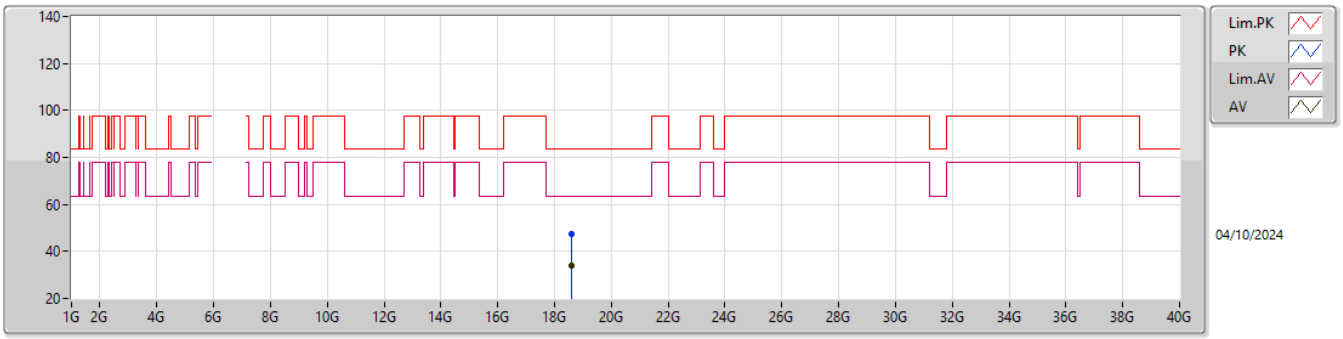

EUT X_4TX
Setting 0
03-E-S-5

Type	Freq	Level	Limit	Margin	Raw	Dist	Condition	Azimuth	Height	Comment	AF	CL	PA
	(Hz)	(dBuV/m)	(dBuV/m)	(dB)	(dBuV)	(m)		(°)	(m)		(dB)	(dB)	(dB)
PK	18.58956G	47.58	83.54	-35.96	NaN	1	Horizontal	360	1.99	-	NaN	15.27	49.62
AV	18.58932G	34.18	63.54	-29.36	NaN	1	Horizontal	360	1.99	-	NaN	15.27	49.62

5.925-6.425GHz_802.11ax HEW20_Nss1,(MCS0)_4TX

6415MHz_TX

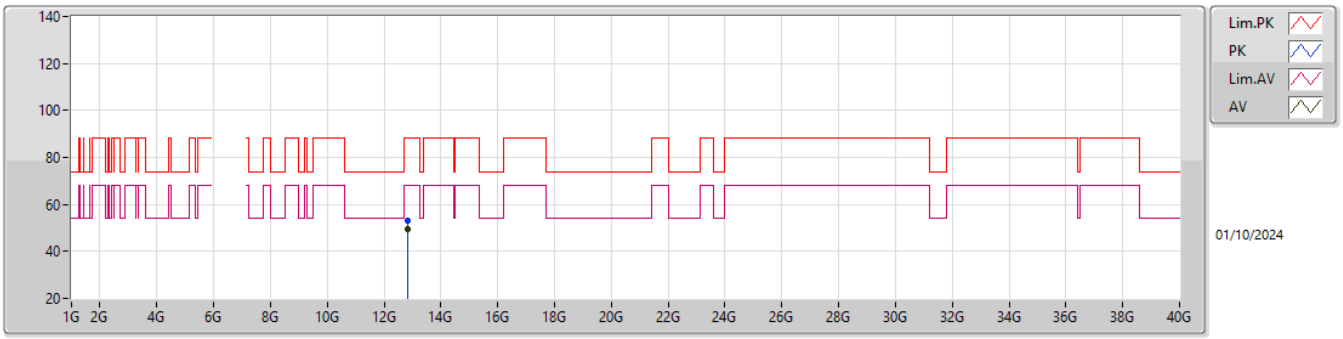

EUT X_4TX
Setting 1
03-E-E-2

Type	Freq	Level	Limit	Margin	Raw	Dist	Condition	Azimuth	Height	Comment	AF	CL	PA
	(Hz)	(dBuV/m)	(dBuV/m)	(dB)	(dBuV)	(m)		(°)	(m)		(dB)	(dB)	(dB)
PK	12.82995G	53.25	88.20	-34.95	67.58	3	Vertical	256	1.80	-	39.12	11.80	65.25
RMS	12.82996G	49.67	68.20	-18.53	64.00	3	Vertical	256	1.80	-	39.12	11.80	65.25

5.925-6.425GHz_802.11ax HEW20_Nss1,(MCS0)_4TX

6415MHz_TX

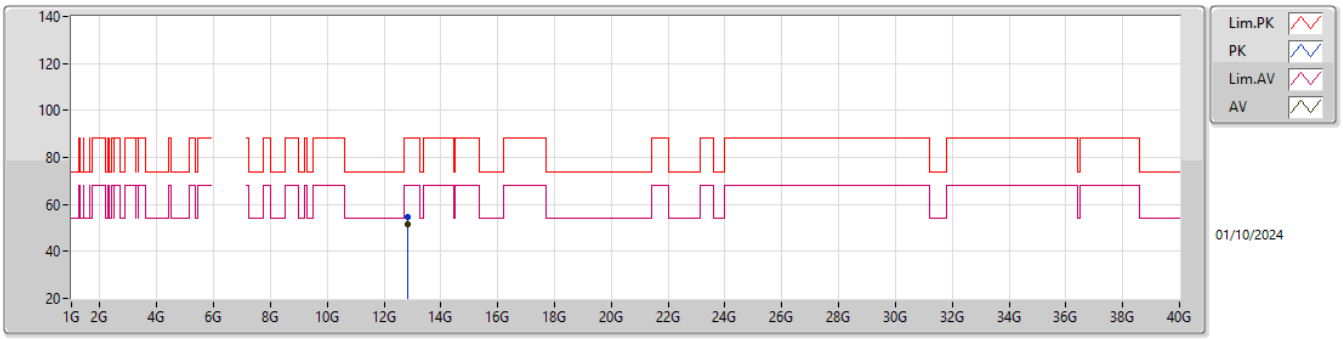

EUT X_4TX
Setting 1
03-E-E-2

Type	Freq	Level	Limit	Margin	Raw	Dist	Condition	Azimuth	Height	Comment	AF	CL	PA
	(Hz)	(dBuV/m)	(dBuV/m)	(dB)	(dBuV)	(m)		(°)	(m)		(dB)	(dB)	(dB)
PK	12.82999G	54.84	88.20	-33.36	69.17	3	Horizontal	334	2.61	-	39.12	11.80	65.25
RMS	12.82993G	51.55	68.20	-16.65	65.88	3	Horizontal	334	2.61	-	39.12	11.80	65.25

5.925-6.425GHz_802.11ax HEW20_Nss1,(MCS0)_4TX

6415MHz_TX

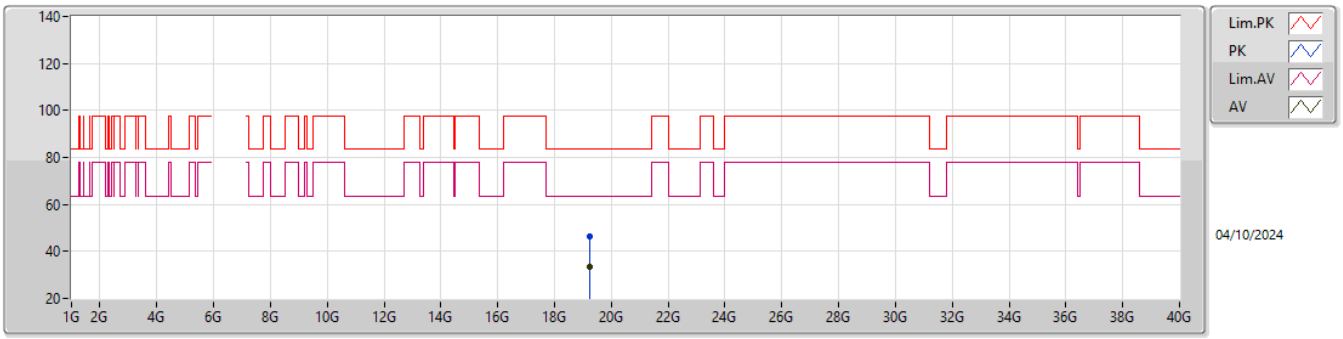

EUT X_4TX
Setting 1
03-E-S-5

Type	Freq	Level	Limit	Margin	Raw	Dist	Condition	Azimuth	Height	Comment	AF	CL	PA
	(Hz)	(dBuV/m)	(dBuV/m)	(dB)	(dBuV)	(m)		(°)	(m)		(dB)	(dB)	(dB)
PK	19.2456G	46.13	83.54	-37.41	42.42	1	Vertical	104	1.54	-	37.98	15.24	49.51
AV	19.25G	33.33	63.54	-30.21	29.60	1	Vertical	104	1.54	-	38.00	15.24	49.51

5.925-6.425GHz_802.11ax HEW20_Nss1,(MCS0)_4TX

6415MHz_TX

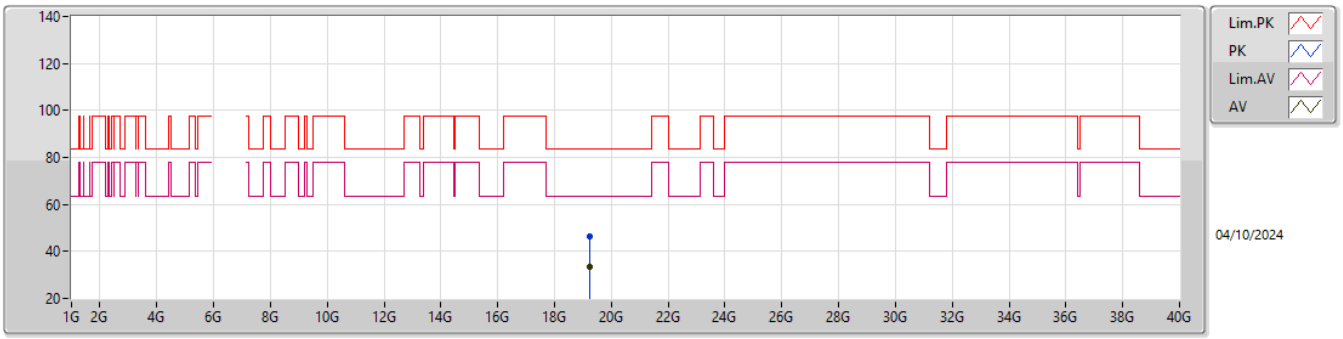

EUT X_4TX
Setting 1
03-E-S-5

Type	Freq	Level	Limit	Margin	Raw	Dist	Condition	Azimuth	Height	Comment	AF	CL	PA
	(Hz)	(dBuV/m)	(dBuV/m)	(dB)	(dBuV)	(m)		(°)	(m)		(dB)	(dB)	(dB)
PK	19.24798G	46.35	83.54	-37.19	42.63	1	Horizontal	206	1.50	-	37.99	15.24	49.51
AV	19.24208G	33.39	63.54	-30.15	29.68	1	Horizontal	206	1.50	-	37.97	15.24	49.50

6.425-6.525GHz_802.11ax HEW20_Nss1,(MCS0)_4TX

6435MHz_TX

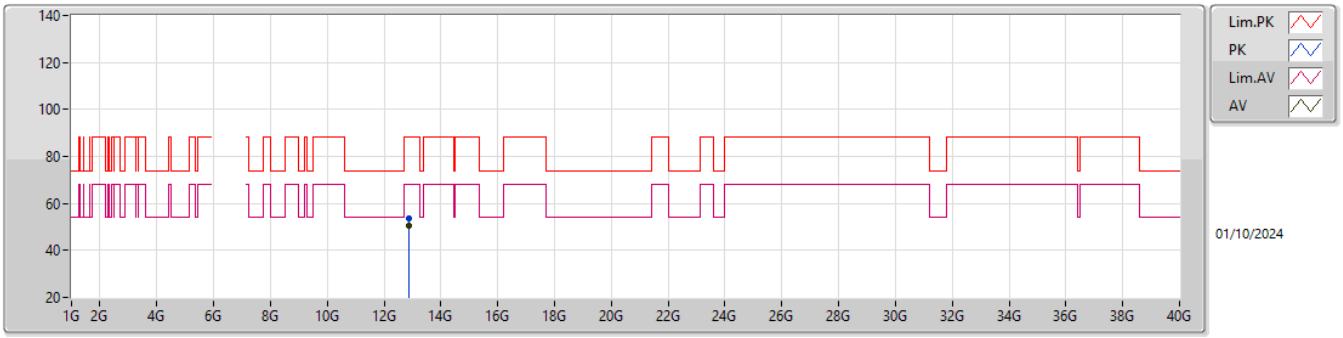

EUT X_4TX
Setting 1
03-E-E-2

Type	Freq	Level	Limit	Margin	Raw	Dist	Condition	Azimuth	Height	Comment	AF	CL	PA
	(Hz)	(dBuV/m)	(dBuV/m)	(dB)	(dBuV)	(m)		(°)	(m)		(dB)	(dB)	(dB)
PK	12.87004G	53.75	88.20	-34.45	67.98	3	Vertical	257	1.80	-	39.20	11.82	65.25
RMS	12.86996G	50.26	68.20	-17.94	64.49	3	Vertical	257	1.80	-	39.20	11.82	65.25

6.425-6.525GHz_802.11ax HEW20_Nss1,(MCS0)_4TX

6435MHz_TX

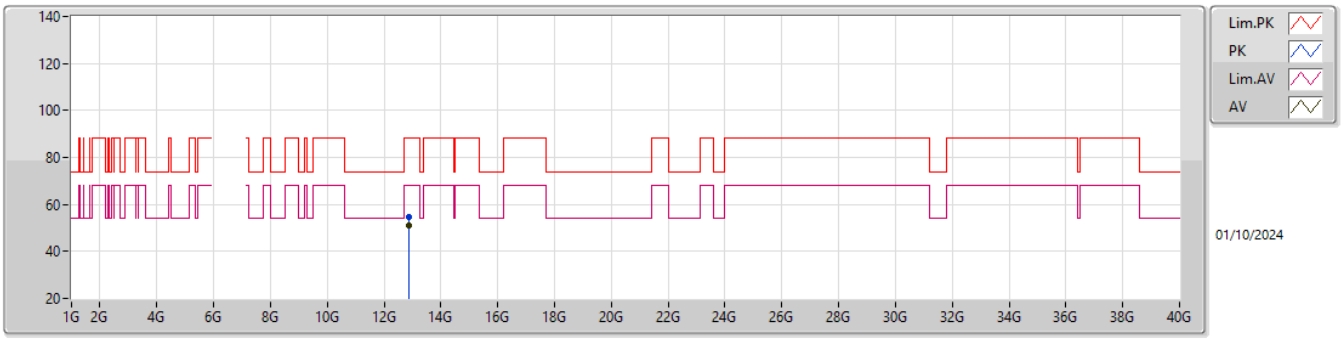

EUT X_4TX
Setting 1
03-E-E-2

Type	Freq	Level	Limit	Margin	Raw	Dist	Condition	Azimuth	Height	Comment	AF	CL	PA
	(Hz)	(dBuV/m)	(dBuV/m)	(dB)	(dBuV)	(m)		(°)	(m)		(dB)	(dB)	(dB)
PK	12.86989G	54.42	88.20	-33.78	68.65	3	Horizontal	333	2.71	-	39.20	11.82	65.25
RMS	12.86997G	51.24	68.20	-16.96	65.47	3	Horizontal	333	2.71	-	39.20	11.82	65.25

6.425-6.525GHz_802.11ax HEW20_Nss1,(MCS0)_4TX

6435MHz_TX

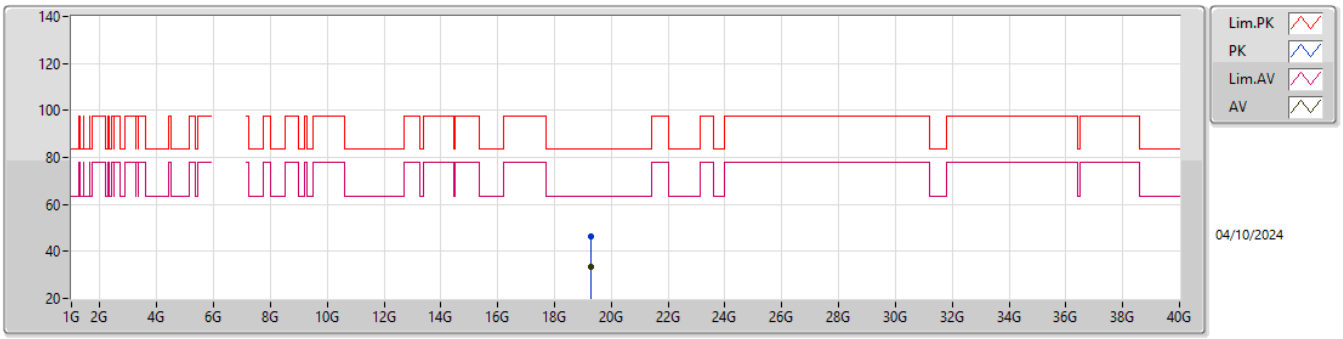

EUT X_4TX
Setting 1
03-E-S-5

Type	Freq	Level	Limit	Margin	Raw	Dist	Condition	Azimuth	Height	Comment	AF	CL	PA
	(Hz)	(dBuV/m)	(dBuV/m)	(dB)	(dBuV)	(m)		(°)	(m)		(dB)	(dB)	(dB)
PK	19.30348G	46.34	83.54	-37.20	42.86	1	Vertical	47	1.52	-	37.80	15.23	49.55
AV	19.30194G	33.27	63.54	-30.27	29.79	1	Vertical	47	1.52	-	37.80	15.23	49.55

6.425-6.525GHz_802.11ax HEW20_Nss1,(MCS0)_4TX

6435MHz_TX

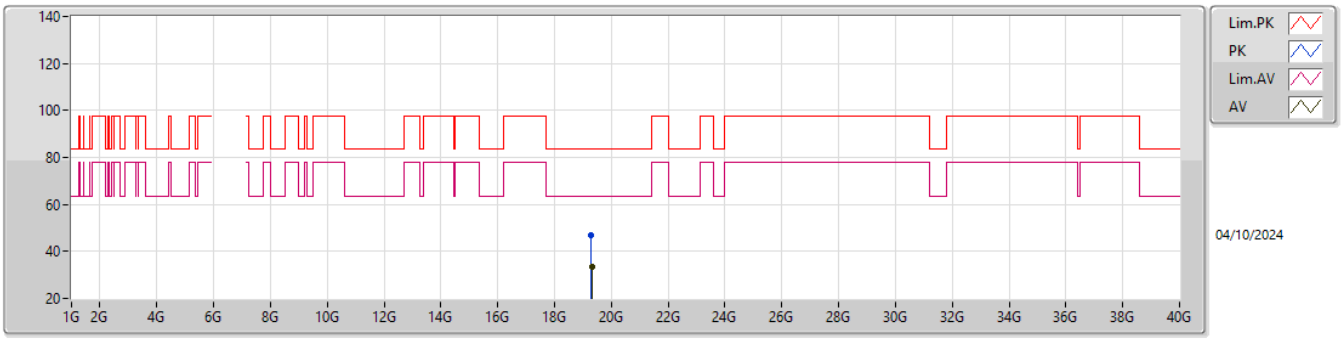

EUT X_4TX
Setting 1
03-E-S-5

Type	Freq	Level	Limit	Margin	Raw	Dist	Condition	Azimuth	Height	Comment	AF	CL	PA
	(Hz)	(dBuV/m)	(dBuV/m)	(dB)	(dBuV)	(m)		(°)	(m)		(dB)	(dB)	(dB)
PK	19.3039G	46.68	83.54	-36.86	43.20	1	Horizontal	358	1.55	-	37.80	15.23	49.55
AV	19.3096G	33.24	63.54	-30.30	29.76	1	Horizontal	358	1.55	-	37.80	15.23	49.55

6.425-6.525GHz_802.11ax HEW20_Nss1,(MCS0)_4TX

6475MHz_TX

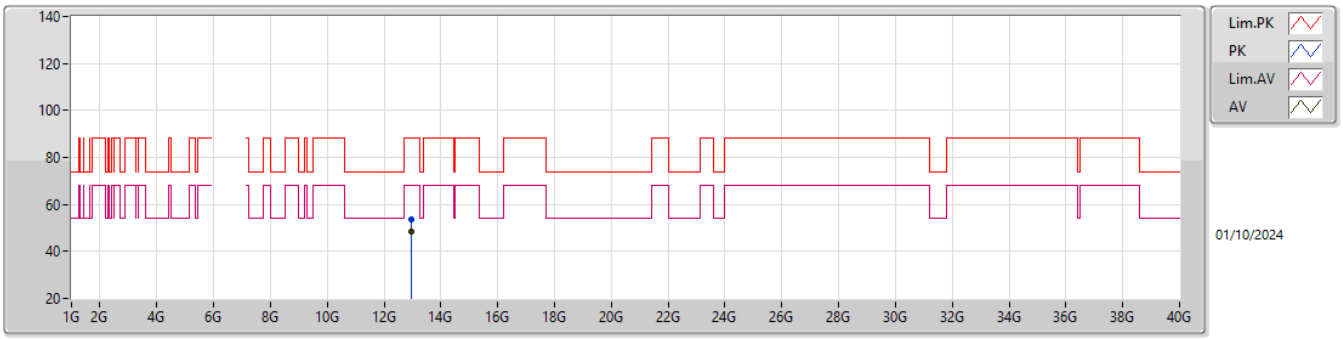

EUT X_4TX
Setting 1
03-E-E-2

Type	Freq	Level	Limit	Margin	Raw	Dist	Condition	Azimuth	Height	Comment	AF	CL	PA
	(Hz)	(dBuV/m)	(dBuV/m)	(dB)	(dBuV)	(m)		(°)	(m)		(dB)	(dB)	(dB)
PK	12.94993G	53.41	88.20	-34.79	67.51	3	Vertical	255	1.80	-	39.30	11.84	65.24
RMS	12.94997G	48.33	68.20	-19.87	62.43	3	Vertical	255	1.80	-	39.30	11.84	65.24

6.425-6.525GHz_802.11ax HEW20_Nss1,(MCS0)_4TX

6475MHz_TX

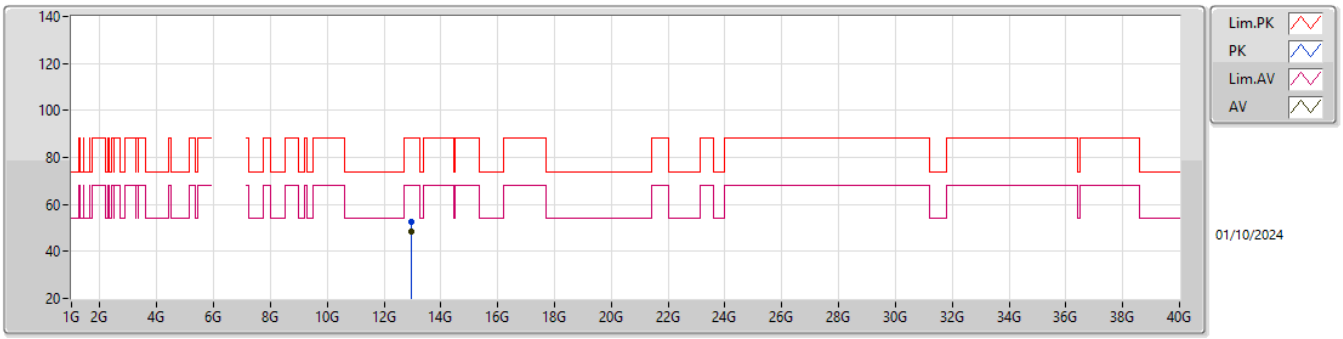

EUT X_4TX
Setting 1
03-E-E-2

Type	Freq	Level	Limit	Margin	Raw	Dist	Condition	Azimuth	Height	Comment	AF	CL	PA
	(Hz)	(dBuV/m)	(dBuV/m)	(dB)	(dBuV)	(m)		(°)	(m)		(dB)	(dB)	(dB)
PK	12.94983G	52.78	88.20	-35.42	66.88	3	Horizontal	21	1.92	-	39.30	11.84	65.24
RMS	12.94996G	48.42	68.20	-19.78	62.52	3	Horizontal	21	1.92	-	39.30	11.84	65.24

6.425-6.525GHz_802.11ax HEW20_Nss1,(MCS0)_4TX

6475MHz_TX

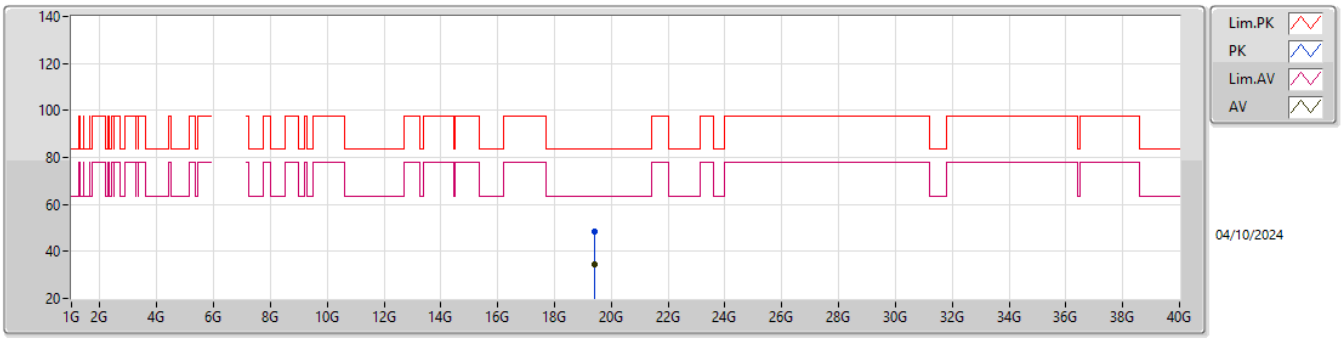

EUT X_4TX
Setting 1
03-E-S-5

Type	Freq	Level	Limit	Margin	Raw	Dist	Condition	Azimuth	Height	Comment	AF	CL	PA
	(Hz)	(dBuV/m)	(dBuV/m)	(dB)	(dBuV)	(m)		(°)	(m)		(dB)	(dB)	(dB)
PK	19.42002G	48.61	83.54	-34.93	45.19	1	Vertical	301	1.57	-	37.82	15.23	49.63
AV	19.42944G	34.42	63.54	-29.12	31.04	1	Vertical	301	1.57	-	37.78	15.23	49.63

6.425-6.525GHz_802.11ax HEW20_Nss1,(MCS0)_4TX

6475MHz_TX

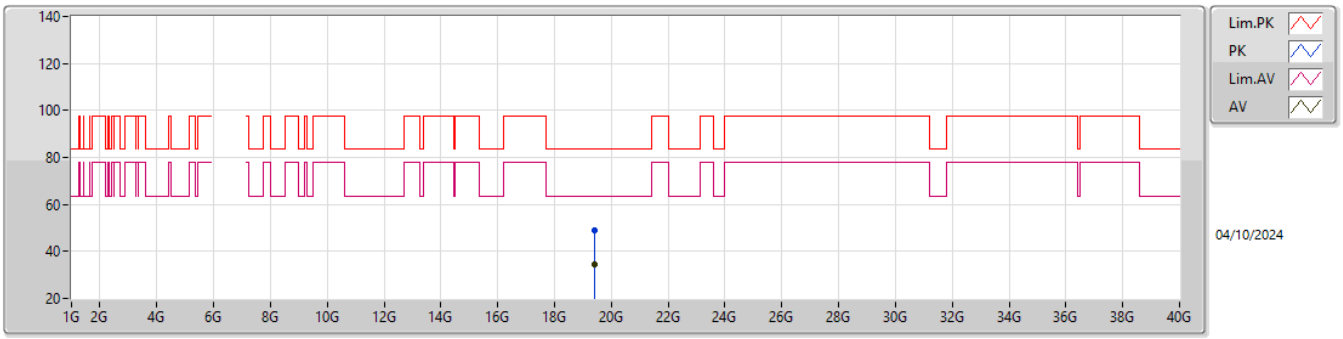

EUT X_4TX
Setting 1
03-E-S-5

Type	Freq	Level	Limit	Margin	Raw	Dist	Condition	Azimuth	Height	Comment	AF	CL	PA
	(Hz)	(dBuV/m)	(dBuV/m)	(dB)	(dBuV)	(m)		(°)	(m)		(dB)	(dB)	(dB)
PK	19.42556G	48.90	83.54	-34.64	45.50	1	Horizontal	166	1.51	-	37.80	15.23	49.63
AV	19.42596G	34.43	63.54	-29.11	31.03	1	Horizontal	166	1.51	-	37.80	15.23	49.63

6.425-6.525GHz_802.11ax HEW20_Nss1,(MCS0)_4TX

6515MHz_TX

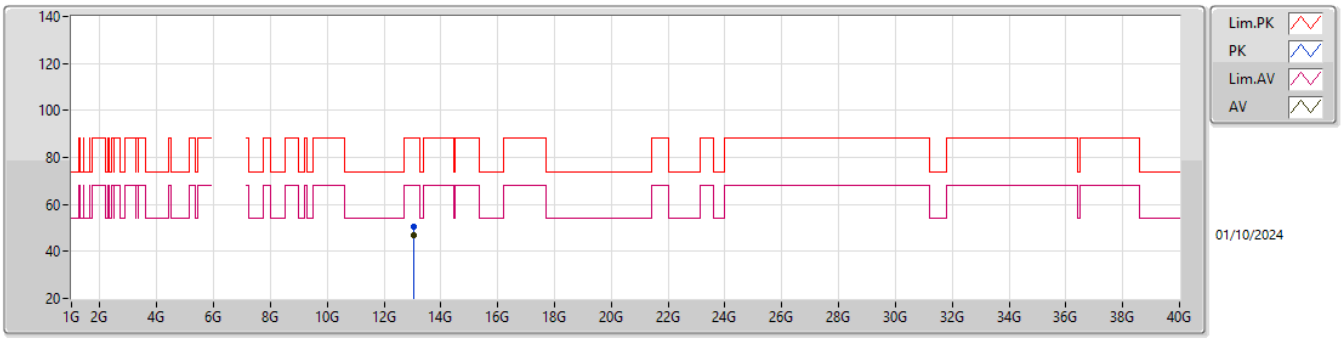

EUT X_4TX
Setting 0.5
03-E-E-2

Type	Freq	Level	Limit	Margin	Raw	Dist	Condition	Azimuth	Height	Comment	AF	CL	PA
	(Hz)	(dBuV/m)	(dBuV/m)	(dB)	(dBuV)	(m)		(°)	(m)		(dB)	(dB)	(dB)
PK	13.02996G	50.77	88.20	-37.43	64.71	3	Vertical	256	1.80	-	39.36	11.87	65.17
RMS	13.02996G	46.64	68.20	-21.56	60.58	3	Vertical	256	1.80	-	39.36	11.87	65.17

6.425-6.525GHz_802.11ax HEW20_Nss1,(MCS0)_4TX

6515MHz_TX

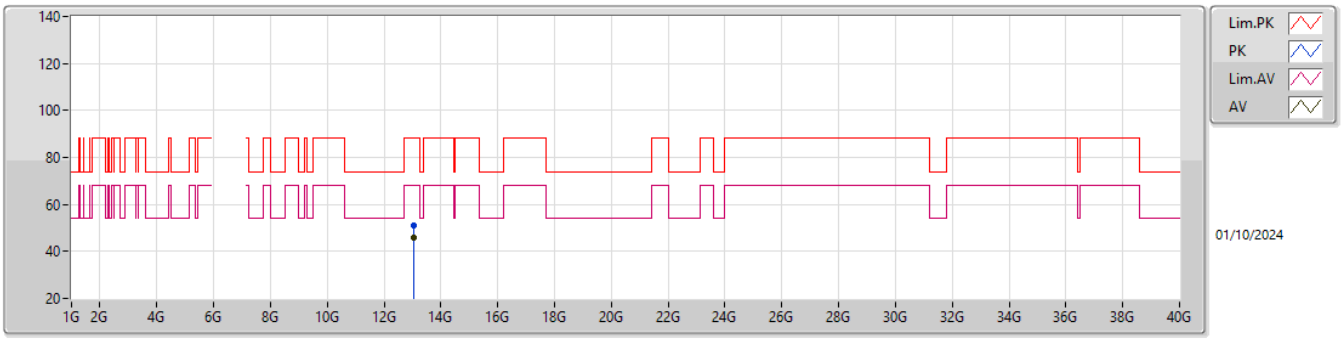

EUT X_4TX
Setting 0.5
03-E-E-2

Type	Freq	Level	Limit	Margin	Raw	Dist	Condition	Azimuth	Height	Comment	AF	CL	PA
	(Hz)	(dBuV/m)	(dBuV/m)	(dB)	(dBuV)	(m)		(°)	(m)		(dB)	(dB)	(dB)
PK	13.03008G	50.92	88.20	-37.28	64.86	3	Horizontal	45	2.42	-	39.36	11.87	65.17
RMS	13.02997G	46.04	68.20	-22.16	59.98	3	Horizontal	45	2.42	-	39.36	11.87	65.17

6.425-6.525GHz_802.11ax HEW20_Nss1,(MCS0)_4TX

6515MHz_TX

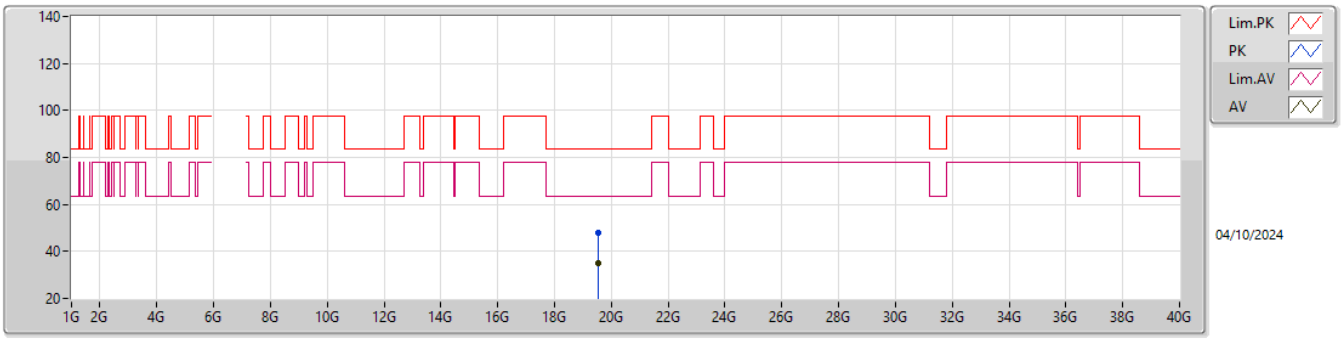

EUT X_4TX
Setting 0.5
03-E-S-5

Type	Freq	Level	Limit	Margin	Raw	Dist	Condition	Azimuth	Height	Comment	AF	CL	PA
	(Hz)	(dBuV/m)	(dBuV/m)	(dB)	(dBuV)	(m)		(°)	(m)		(dB)	(dB)	(dB)
PK	19.54018G	48.18	83.54	-35.36	44.89	1	Vertical	103	1.55	-	37.72	15.22	49.65
AV	19.54274G	34.75	63.54	-28.79	31.46	1	Vertical	103	1.55	-	37.71	15.22	49.64

6.425-6.525GHz_802.11ax HEW20_Nss1,(MCS0)_4TX

6515MHz_TX

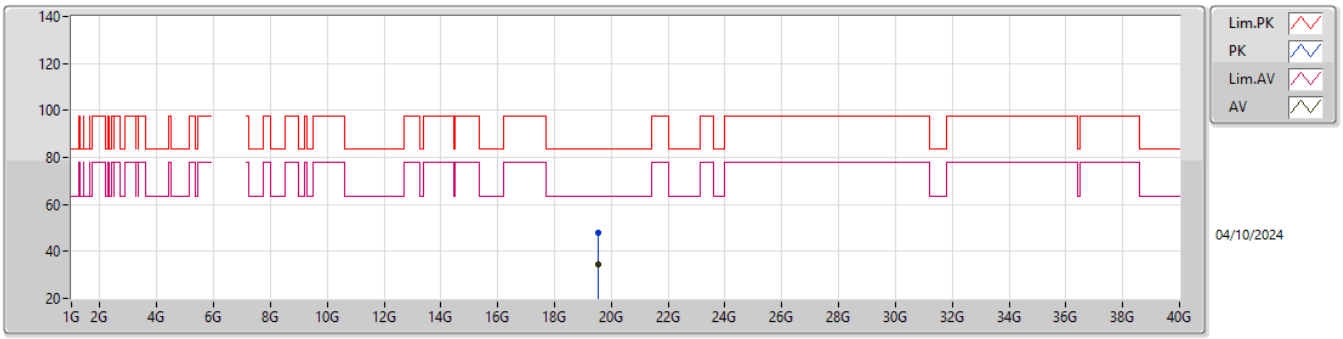

EUT X_4TX
Setting 0.5
03-E-S-5

Type	Freq	Level	Limit	Margin	Raw	Dist	Condition	Azimuth	Height	Comment	AF	CL	PA
	(Hz)	(dBuV/m)	(dBuV/m)	(dB)	(dBuV)	(m)		(°)	(m)		(dB)	(dB)	(dB)
PK	19.54628G	48.00	83.54	-35.54	44.71	1	Horizontal	178	1.54	-	37.71	15.22	49.64
AV	19.54908G	34.73	63.54	-28.81	31.45	1	Horizontal	178	1.54	-	37.70	15.22	49.64

6.525-6.875GHz_802.11ax HEW20_Nss1,(MCS0)_4TX

6535MHz_TX

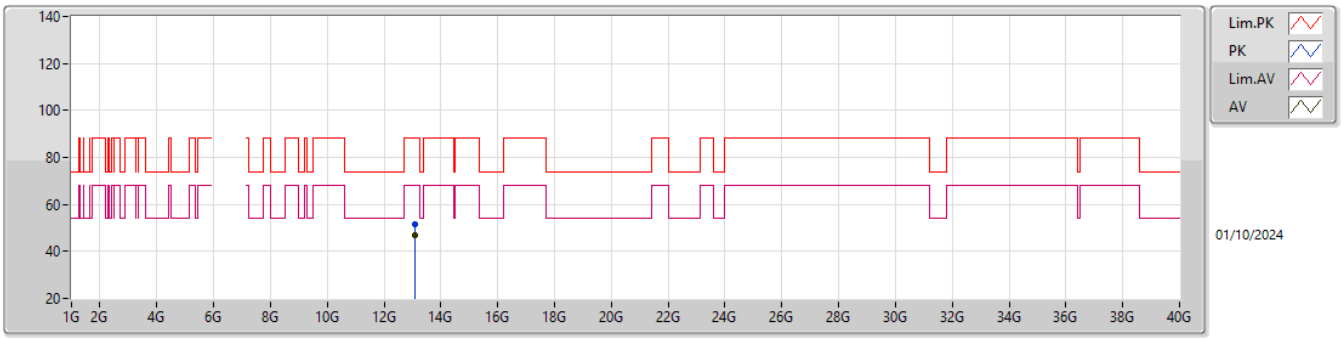

EUT X_4TX
Setting 0.5
03-E-E-2

Type	Freq	Level	Limit	Margin	Raw	Dist	Condition	Azimuth	Height	Comment	AF	CL	PA
	(Hz)	(dBuV/m)	(dBuV/m)	(dB)	(dBuV)	(m)		(°)	(m)		(dB)	(dB)	(dB)
PK	13.06988G	51.57	88.20	-36.63	65.30	3	Vertical	258	1.80	-	39.48	11.88	65.09
RMS	13.06997G	46.69	68.20	-21.51	60.42	3	Vertical	258	1.80	-	39.48	11.88	65.09

6.525-6.875GHz_802.11ax HEW20_Nss1,(MCS0)_4TX

6535MHz_TX

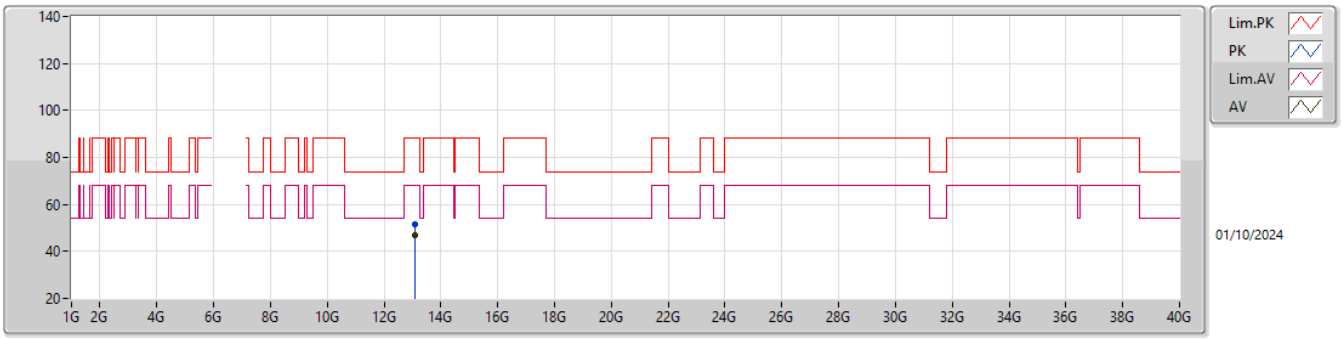

EUT X_4TX
Setting 0.5
03-E-E-2

Type	Freq	Level	Limit	Margin	Raw	Dist	Condition	Azimuth	Height	Comment	AF	CL	PA
	(Hz)	(dBuV/m)	(dBuV/m)	(dB)	(dBuV)	(m)		(°)	(m)		(dB)	(dB)	(dB)
PK	13.06993G	51.60	88.20	-36.60	65.33	3	Horizontal	332	2.56	-	39.48	11.88	65.09
RMS	13.06996G	46.81	68.20	-21.39	60.54	3	Horizontal	332	2.56	-	39.48	11.88	65.09

6.525-6.875GHz_802.11ax HEW20_Nss1,(MCS0)_4TX

6535MHz_TX

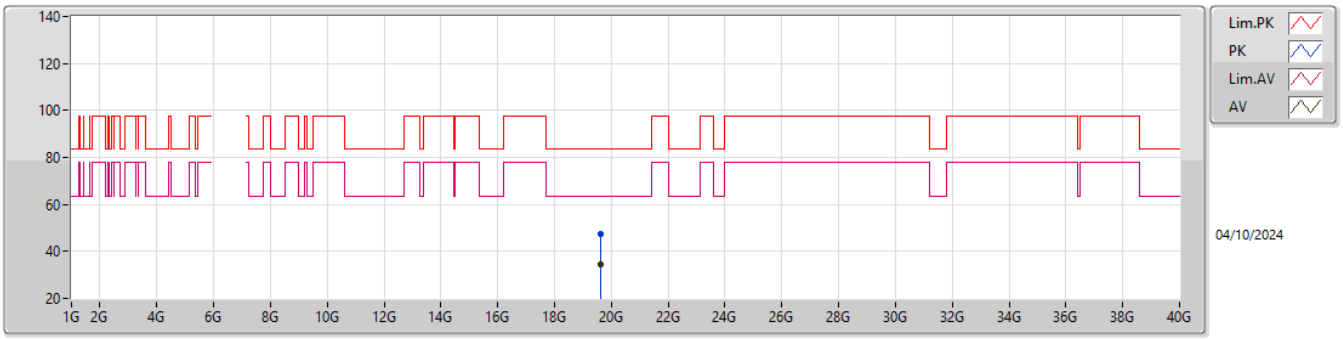

EUT X_4TX
Setting 0.5
03-E-S-5

Type	Freq	Level	Limit	Margin	Raw	Dist	Condition	Azimuth	Height	Comment	AF	CL	PA
	(Hz)	(dBuV/m)	(dBuV/m)	(dB)	(dBuV)	(m)		(°)	(m)		(dB)	(dB)	(dB)
PK	19.60794G	47.66	83.54	-35.88	44.33	1	Vertical	121	1.51	-	37.70	15.22	49.59
AV	19.60382G	34.60	63.54	-28.94	31.27	1	Vertical	121	1.51	-	37.70	15.22	49.59

6.525-6.875GHz_802.11ax HEW20_Nss1,(MCS0)_4TX

6535MHz_TX

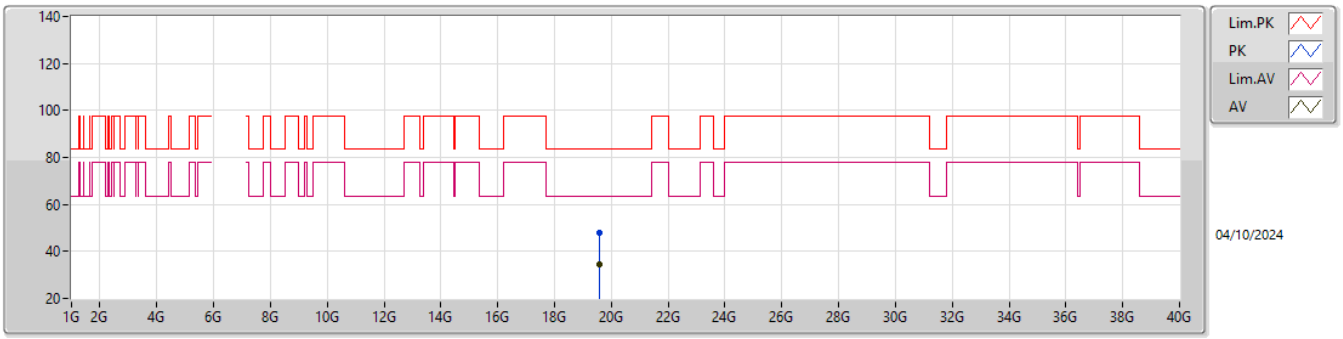

EUT X_4TX
Setting 0.5
03-E-S-5

Type	Freq	Level	Limit	Margin	Raw	Dist	Condition	Azimuth	Height	Comment	AF	CL	PA
	(Hz)	(dBuV/m)	(dBuV/m)	(dB)	(dBuV)	(m)		(°)	(m)		(dB)	(dB)	(dB)
PK	19.60016G	47.68	83.54	-35.86	44.36	1	Horizontal	146	1.51	-	37.70	15.22	49.60
AV	19.60064G	34.58	63.54	-28.96	31.26	1	Horizontal	146	1.51	-	37.70	15.22	49.60

6.525-6.875GHz_802.11ax HEW20_Nss1,(MCS0)_4TX

6695MHz_TX

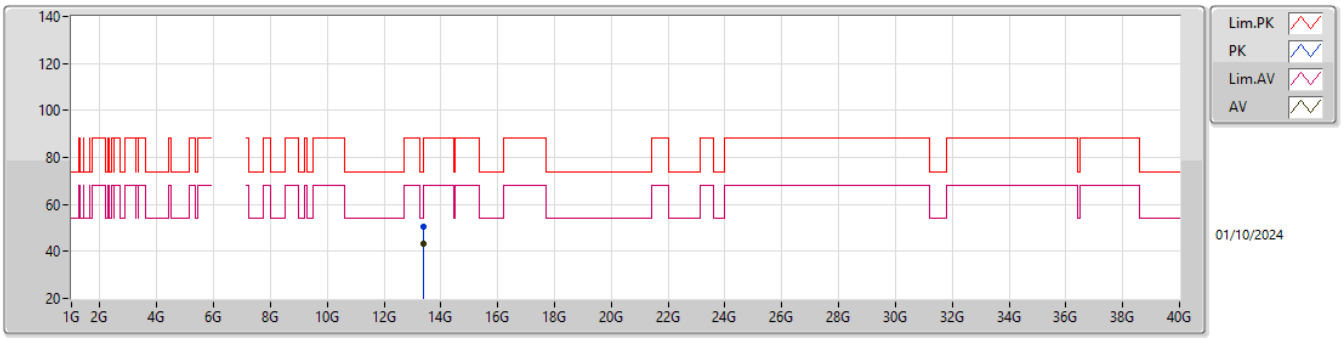

EUT X_4TX
Setting 0
03-E-E-2

Type	Freq	Level	Limit	Margin	Raw	Dist	Condition	Azimuth	Height	Comment	AF	CL	PA
	(Hz)	(dBuV/m)	(dBuV/m)	(dB)	(dBuV)	(m)		(°)	(m)		(dB)	(dB)	(dB)
PK	13.39006G	50.32	74.00	-23.68	62.72	3	Vertical	316	2.03	-	40.08	11.99	64.47
AV	13.39G	43.06	54.00	-10.94	55.46	3	Vertical	316	2.03	-	40.08	11.99	64.47

6.525-6.875GHz_802.11ax HEW20_Nss1,(MCS0)_4TX

6695MHz_TX

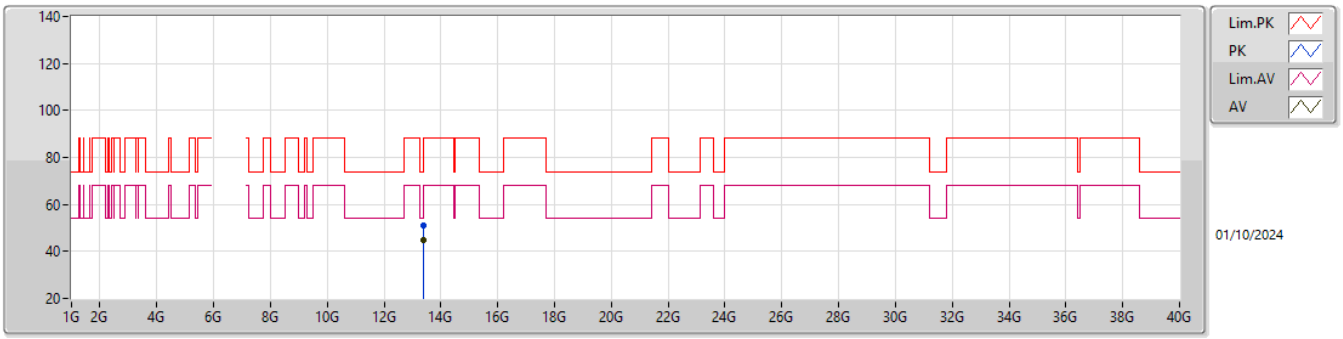

EUT X_4TX
Setting 0
03-E-E-2

Type	Freq	Level	Limit	Margin	Raw	Dist	Condition	Azimuth	Height	Comment	AF	CL	PA
	(Hz)	(dBuV/m)	(dBuV/m)	(dB)	(dBuV)	(m)		(°)	(m)		(dB)	(dB)	(dB)
PK	13.38987G	51.17	74.00	-22.83	63.57	3	Horizontal	154	1.91	-	40.08	11.99	64.47
AV	13.38995G	45.06	54.00	-8.94	57.46	3	Horizontal	154	1.91	-	40.08	11.99	64.47

6.525-6.875GHz_802.11ax HEW20_Nss1,(MCS0)_4TX

6695MHz_TX

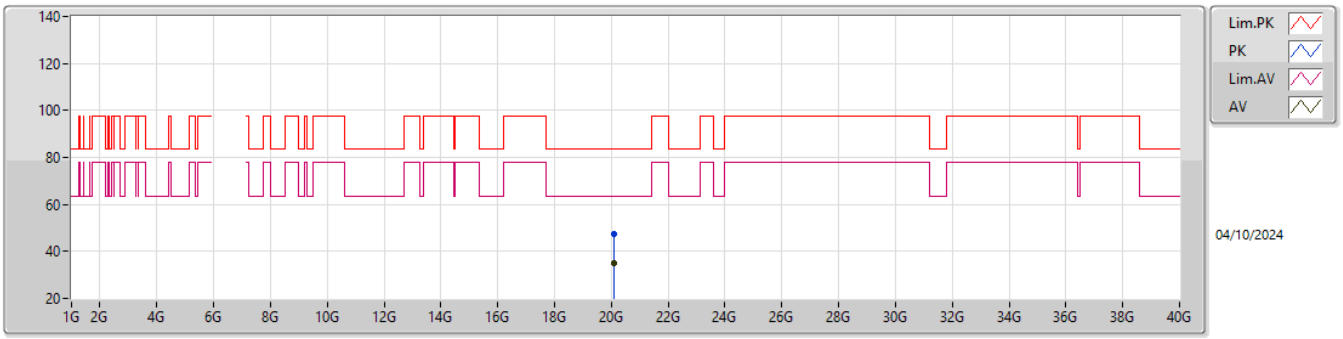

EUT X_4TX
Setting 0
03-E-S-5

Type	Freq	Level	Limit	Margin	Raw	Dist	Condition	Azimuth	Height	Comment	AF	CL	PA
	(Hz)	(dBuV/m)	(dBuV/m)	(dB)	(dBuV)	(m)		(°)	(m)		(dB)	(dB)	(dB)
PK	20.08364G	47.60	83.54	-35.94	NaN	1	Vertical	263	1.52	-	NaN	15.27	49.25
AV	20.08106G	34.86	63.54	-28.68	NaN	1	Vertical	263	1.52	-	NaN	15.26	49.25

6.525-6.875GHz_802.11ax HEW20_Nss1,(MCS0)_4TX

6695MHz_TX

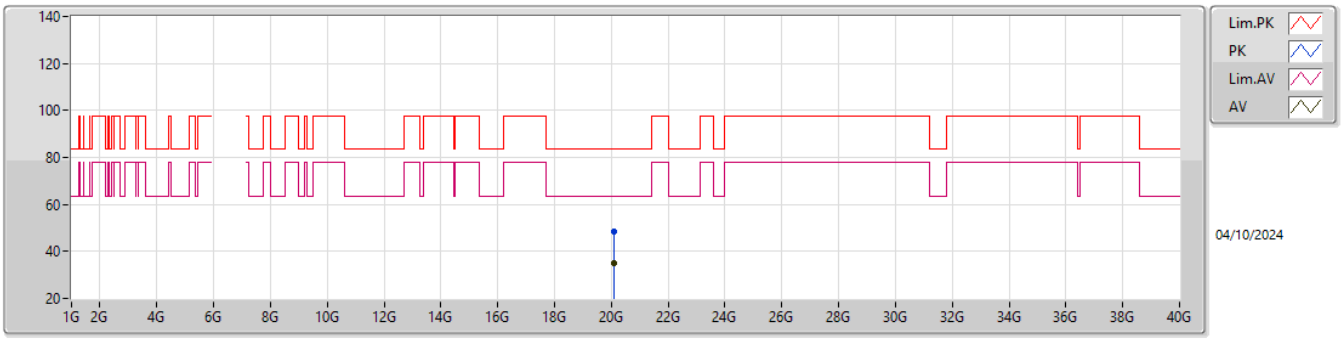

EUT X_4TX
Setting 0
03-E-S-5

Type	Freq	Level	Limit	Margin	Raw	Dist	Condition	Azimuth	Height	Comment	AF	CL	PA
	(Hz)	(dBuV/m)	(dBuV/m)	(dB)	(dBuV)	(m)		(°)	(m)		(dB)	(dB)	(dB)
PK	20.08922G	48.42	83.54	-35.12	NaN	1	Horizontal	249	1.51	-	NaN	15.27	49.25
AV	20.0813G	34.85	63.54	-28.69	NaN	1	Horizontal	249	1.51	-	NaN	15.27	49.25

6.525-6.875GHz_802.11ax HEW20_Nss1,(MCS0)_4TX

6875MHz Straddle 6.525-6.875GHz_TX

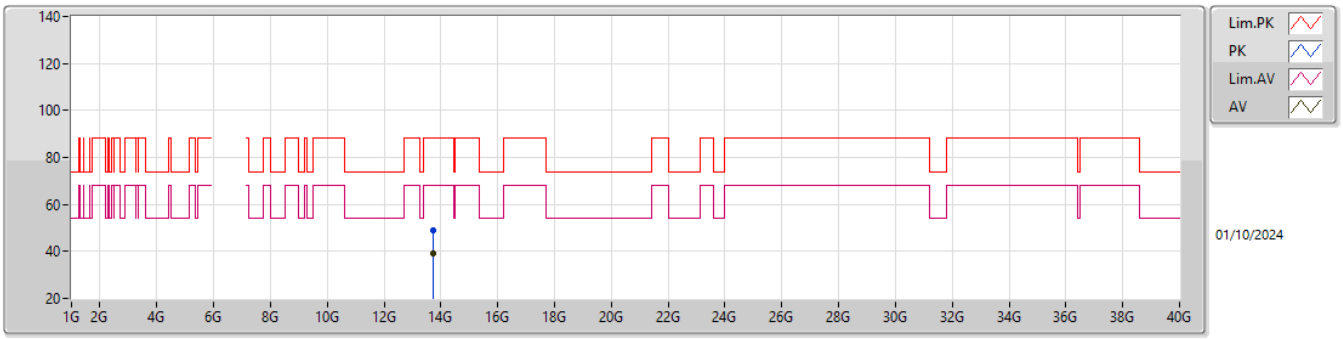

EUT X_4TX
Setting 1
03-E-E-2

Type	Freq	Level	Limit	Margin	Raw	Dist	Condition	Azimuth	Height	Comment	AF	CL	PA
	(Hz)	(dBuV/m)	(dBuV/m)	(dB)	(dBuV)	(m)		(°)	(m)		(dB)	(dB)	(dB)
PK	13.75002G	48.83	88.20	-39.37	60.47	3	Vertical	78	1.80	-	40.60	12.12	64.36
RMS	13.74997G	39.29	68.20	-28.91	50.94	3	Vertical	78	1.80	-	40.60	12.11	64.36

6.525-6.875GHz_802.11ax HEW20_Nss1,(MCS0)_4TX

6875MHz Straddle 6.525-6.875GHz_TX

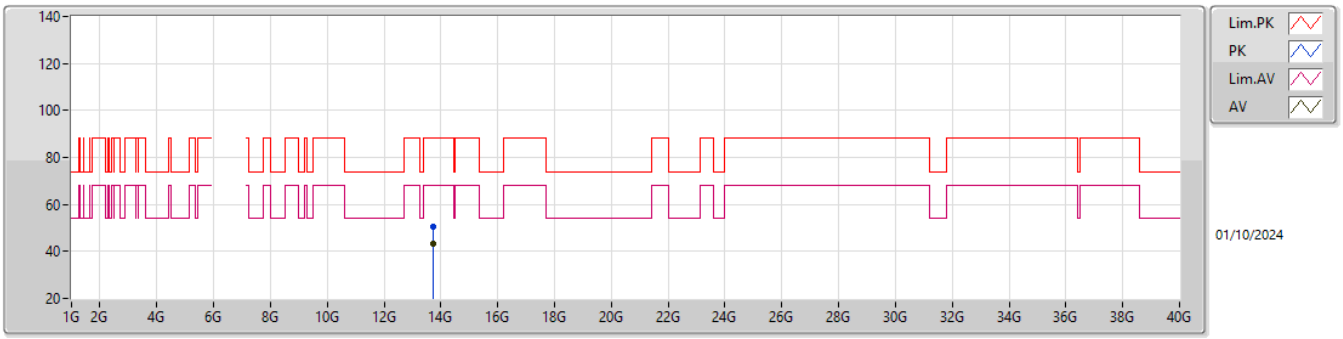

EUT X_4TX
Setting 1
03-E-E-2

Type	Freq	Level	Limit	Margin	Raw	Dist	Condition	Azimuth	Height	Comment	AF	CL	PA
	(Hz)	(dBuV/m)	(dBuV/m)	(dB)	(dBuV)	(m)		(°)	(m)		(dB)	(dB)	(dB)
PK	13.75017G	50.26	88.20	-37.94	61.90	3	Horizontal	-0	1.88	-	40.60	12.12	64.36
RMS	13.74991G	43.36	68.20	-24.84	55.01	3	Horizontal	-0	1.88	-	40.60	12.11	64.36

6.525-6.875GHz_802.11ax HEW20_Nss1,(MCS0)_4TX

6875MHz Straddle 6.525-6.875GHz_TX

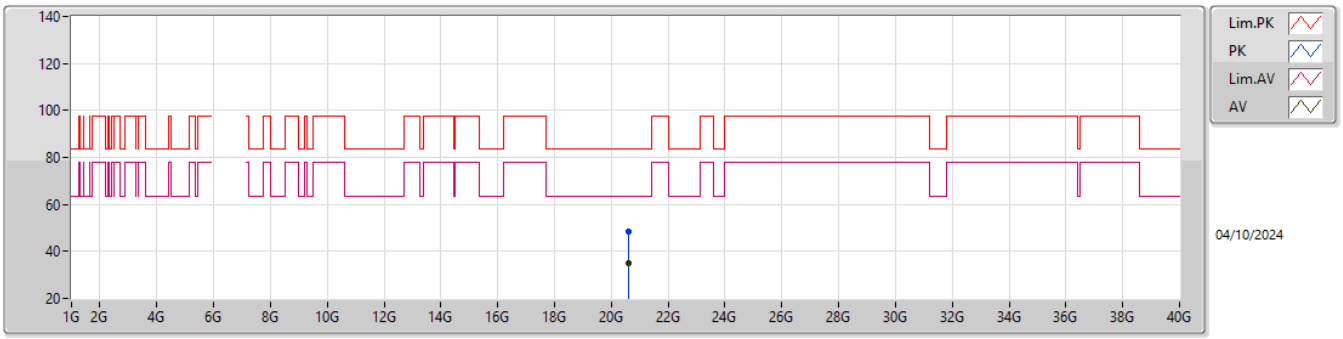

EUT X_4TX
Setting 1
03-E-S-5

Type	Freq	Level	Limit	Margin	Raw	Dist	Condition	Azimuth	Height	Comment	AF	CL	PA
	(Hz)	(dBuV/m)	(dBuV/m)	(dB)	(dBuV)	(m)		(°)	(m)		(dB)	(dB)	(dB)
PK	20.62692G	48.68	83.54	-34.86	44.15	1	Vertical	212	1.57	-	37.90	15.70	49.07
AV	20.62596G	35.18	63.54	-28.36	30.65	1	Vertical	212	1.57	-	37.90	15.70	49.07

6.525-6.875GHz_802.11ax HEW20_Nss1,(MCS0)_4TX

6875MHz Straddle 6.525-6.875GHz_TX

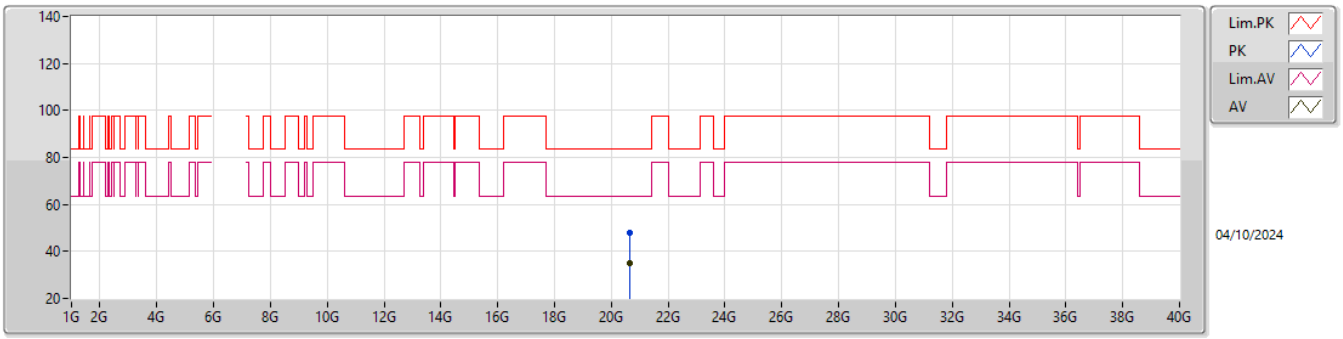

EUT X_4TX
Setting 1
03-E-S-5

Type	Freq	Level	Limit	Margin	Raw	Dist	Condition	Azimuth	Height	Comment	AF	CL	PA
	(Hz)	(dBuV/m)	(dBuV/m)	(dB)	(dBuV)	(m)		(°)	(m)		(dB)	(dB)	(dB)
PK	20.62818G	47.68	83.54	-35.86	43.15	1	Horizontal	102	1.51	-	37.90	15.70	49.07
AV	20.62918G	35.01	63.54	-28.53	30.48	1	Horizontal	102	1.51	-	37.90	15.70	49.07

6.875-7.125GHz_802.11ax HEW20_Nss1,(MCS0)_4TX

6895MHz_TX

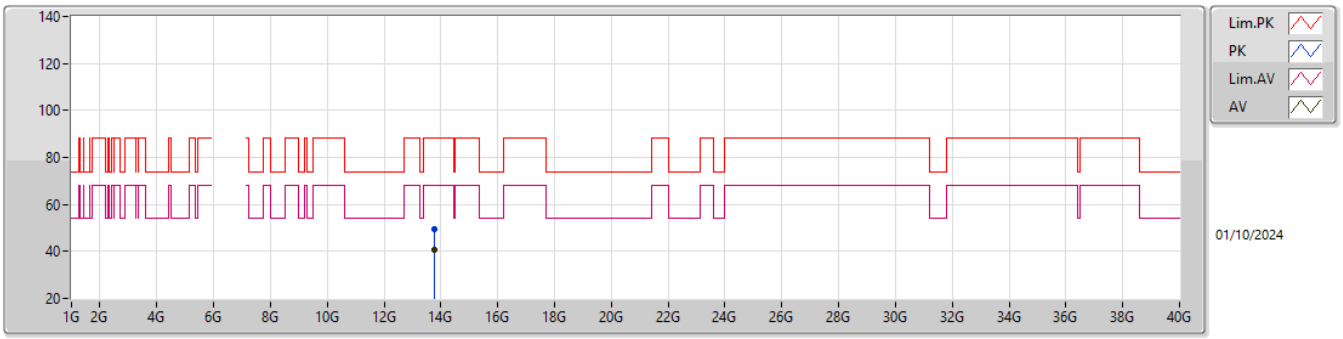

EUT X_4TX
Setting 0
03-E-E-2

Type	Freq	Level	Limit	Margin	Raw	Dist	Condition	Azimuth	Height	Comment	AF	CL	PA
	(Hz)	(dBuV/m)	(dBuV/m)	(dB)	(dBuV)	(m)		(°)	(m)		(dB)	(dB)	(dB)
PK	13.78996G	49.41	88.20	-38.79	60.98	3	Vertical	76	2.66	-	40.68	12.13	64.38
RMS	13.78993G	40.75	68.20	-27.45	52.32	3	Vertical	76	2.66	-	40.68	12.13	64.38

6.875-7.125GHz_802.11ax HEW20_Nss1,(MCS0)_4TX

6895MHz_TX

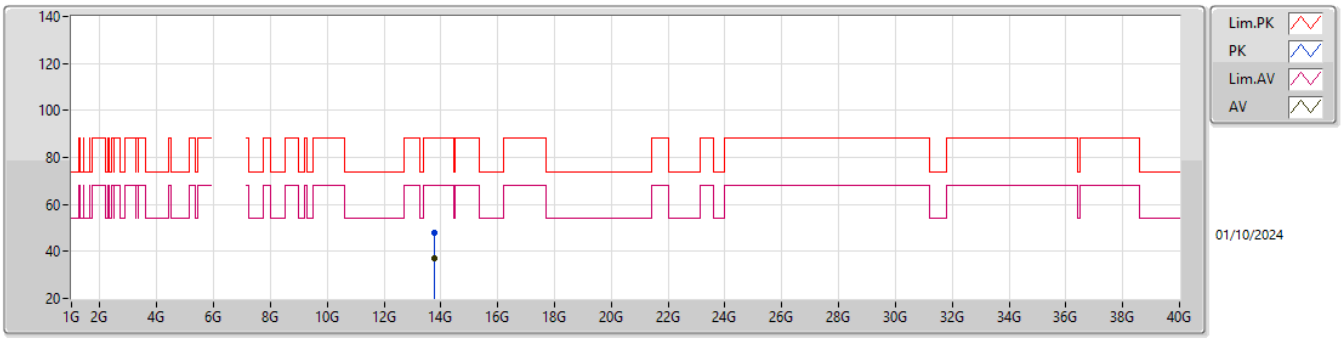

EUT X_4TX
Setting 0
03-E-E-2

Type	Freq	Level	Limit	Margin	Raw	Dist	Condition	Azimuth	Height	Comment	AF	CL	PA
	(Hz)	(dBuV/m)	(dBuV/m)	(dB)	(dBuV)	(m)		(°)	(m)		(dB)	(dB)	(dB)
PK	13.79001G	48.06	88.20	-40.14	59.63	3	Horizontal	285	1.80	-	40.68	12.13	64.38
RMS	13.78997G	36.82	68.20	-31.38	48.39	3	Horizontal	285	1.80	-	40.68	12.13	64.38

6.875-7.125GHz_802.11ax HEW20_Nss1,(MCS0)_4TX

6895MHz_TX

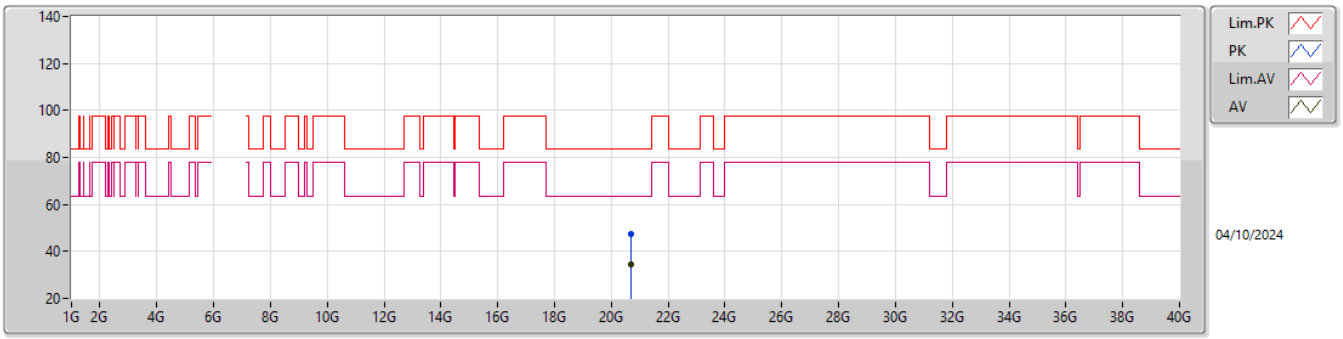

EUT X_4TX
Setting 0
03-E-S-5

Type	Freq	Level	Limit	Margin	Raw	Dist	Condition	Azimuth	Height	Comment	AF	CL	PA
	(Hz)	(dBuV/m)	(dBuV/m)	(dB)	(dBuV)	(m)		(°)	(m)		(dB)	(dB)	(dB)
PK	20.68582G	47.64	83.54	-35.90	43.03	1	Vertical	191	1.53	-	37.90	15.75	49.04
AV	20.68828G	34.40	63.54	-29.14	29.79	1	Vertical	191	1.53	-	37.90	15.75	49.04

6.875-7.125GHz_802.11ax HEW20_Nss1,(MCS0)_4TX

6895MHz_TX

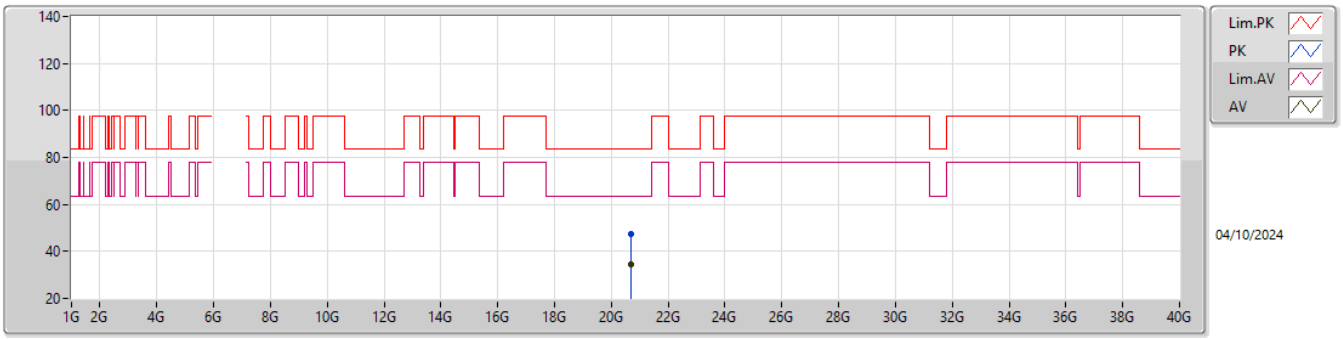

EUT X_4TX
Setting 0
03-E-S-5

Type	Freq	Level	Limit	Margin	Raw	Dist	Condition	Azimuth	Height	Comment	AF	CL	PA
	(Hz)	(dBuV/m)	(dBuV/m)	(dB)	(dBuV)	(m)		(°)	(m)		(dB)	(dB)	(dB)
PK	20.6844G	47.61	83.54	-35.93	43.00	1	Horizontal	344	1.50	-	37.90	15.75	49.04
AV	20.6803G	34.39	63.54	-29.15	29.80	1	Horizontal	344	1.50	-	37.90	15.74	49.05

6.875-7.125GHz_802.11ax HEW20_Nss1,(MCS0)_4TX

6995MHz_TX

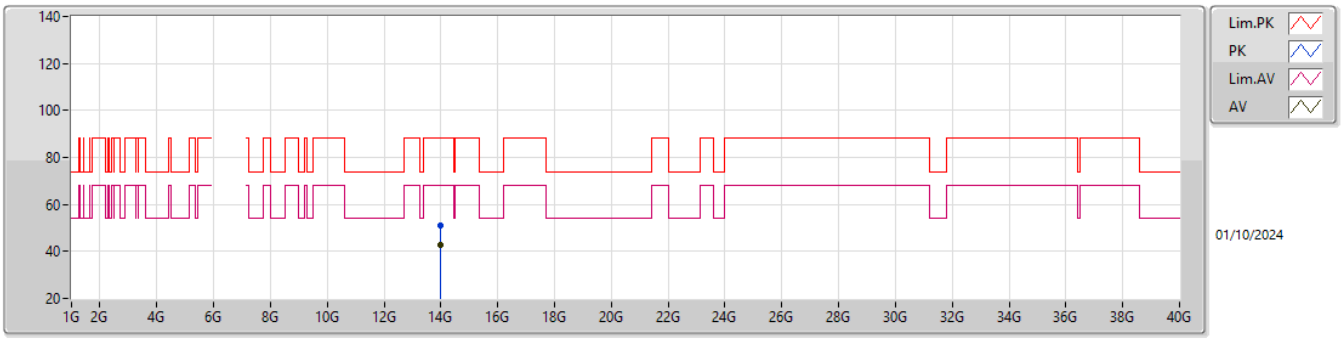

EUT X_4TX
Setting 1.5
03-E-E-2

Type	Freq	Level	Limit	Margin	Raw	Dist	Condition	Azimuth	Height	Comment	AF	CL	PA
	(Hz)	(dBuV/m)	(dBuV/m)	(dB)	(dBuV)	(m)		(°)	(m)		(dB)	(dB)	(dB)
PK	13.99003G	50.87	88.20	-37.33	61.97	3	Vertical	66	1.80	-	41.16	12.20	64.46
RMS	13.98989G	42.81	68.20	-25.39	53.91	3	Vertical	66	1.80	-	41.16	12.20	64.46

6.875-7.125GHz_802.11ax HEW20_Nss1,(MCS0)_4TX

6995MHz_TX

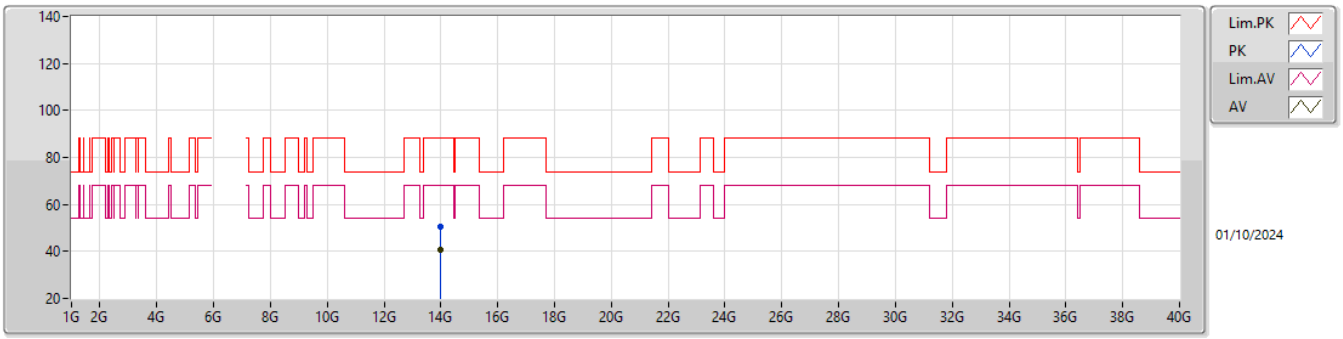

EUT X_4TX
Setting 1.5
03-E-E-2

Type	Freq	Level	Limit	Margin	Raw	Dist	Condition	Azimuth	Height	Comment	AF	CL	PA
	(Hz)	(dBuV/m)	(dBuV/m)	(dB)	(dBuV)	(m)		(°)	(m)		(dB)	(dB)	(dB)
PK	13.98998G	50.43	88.20	-37.77	61.53	3	Horizontal	36	1.76	-	41.16	12.20	64.46
RMS	13.98998G	40.59	68.20	-27.61	51.69	3	Horizontal	36	1.76	-	41.16	12.20	64.46

6.875-7.125GHz_802.11ax HEW20_Nss1,(MCS0)_4TX

6995MHz_TX

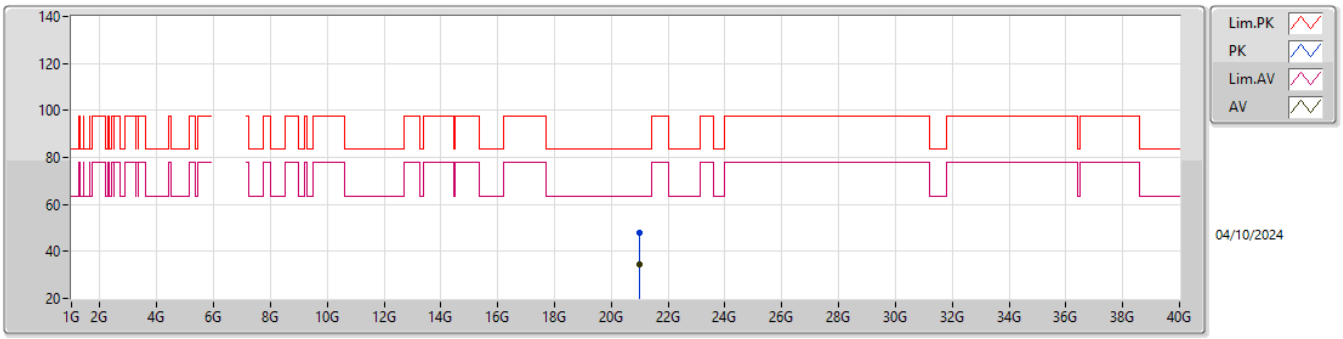

EUT X_4TX
Setting 1.5
03-E-S-5

Type	Freq	Level	Limit	Margin	Raw	Dist	Condition	Azimuth	Height	Comment	AF	CL	PA
	(Hz)	(dBuV/m)	(dBuV/m)	(dB)	(dBuV)	(m)		(°)	(m)		(dB)	(dB)	(dB)
PK	20.98918G	47.92	83.54	-35.62	42.84	1	Vertical	42	1.53	-	37.98	15.99	48.89
AV	20.98986G	34.32	63.54	-29.22	29.24	1	Vertical	42	1.53	-	37.98	15.99	48.89

6.875-7.125GHz_802.11ax HEW20_Nss1,(MCS0)_4TX

6995MHz_TX

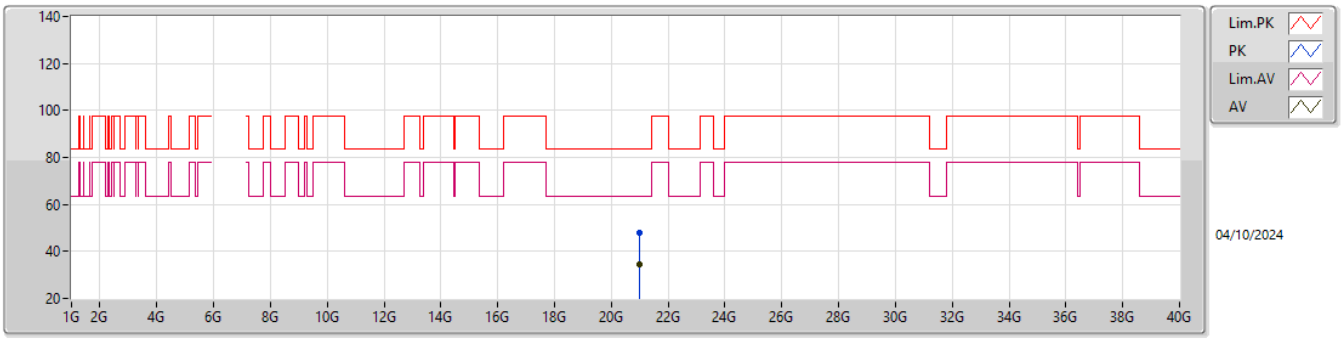

EUT X_4TX
Setting 1.5
03-E-S-5

Type	Freq	Level	Limit	Margin	Raw	Dist	Condition	Azimuth	Height	Comment	AF	CL	PA
	(Hz)	(dBuV/m)	(dBuV/m)	(dB)	(dBuV)	(m)		(°)	(m)		(dB)	(dB)	(dB)
PK	20.98646G	47.99	83.54	-35.55	42.92	1	Horizontal	334	1.53	-	37.97	15.99	48.89
AV	20.987G	34.26	63.54	-29.28	29.19	1	Horizontal	334	1.53	-	37.97	15.99	48.89

6.875-7.125GHz_802.11ax HEW20_Nss1,(MCS0)_4TX

7095MHz_TX

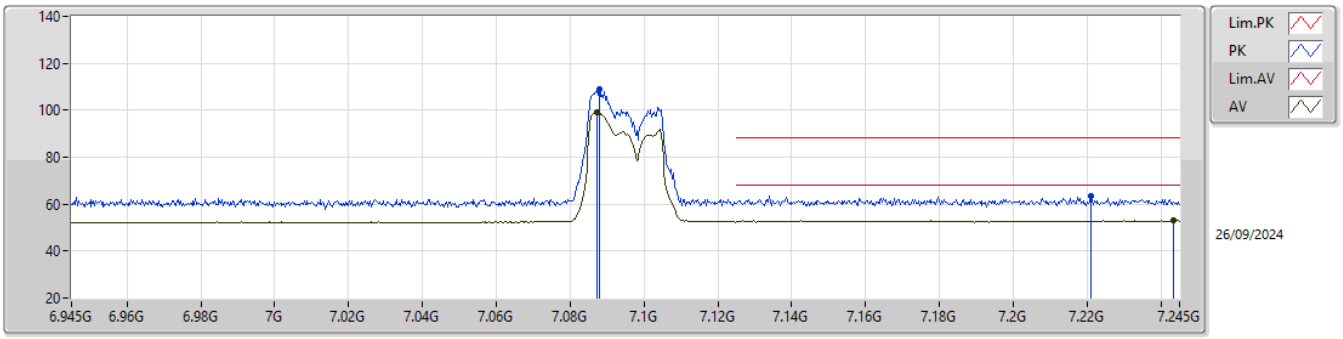

EUT X_4TX
Setting 0.5
03-E-S-5-10

Type	Freq	Level	Limit	Margin	Raw	Dist	Condition	Azimuth	Height	Comment	AF	CL	PA
	(Hz)	(dBuV/m)	(dBuV/m)	(dB)	(dBuV)	(m)		(°)	(m)		(dB)	(dB)	(dB)
PK	7.0878G	108.96	Inf	-Inf	100.00	3	Vertical	346	1.53	-	35.68	8.42	35.14
RMS	7.0872G	98.92	Inf	-Inf	89.97	3	Vertical	346	1.53	-	35.67	8.42	35.14
PK	7.221G	63.31	88.20	-24.89	53.67	3	Vertical	346	1.53	-	36.33	8.46	35.15
RMS	7.2435G	52.93	68.20	-15.27	43.16	3	Vertical	346	1.53	-	36.46	8.46	35.15

6.875-7.125GHz_802.11ax HEW20_Nss1,(MCS0)_4TX

7095MHz_TX

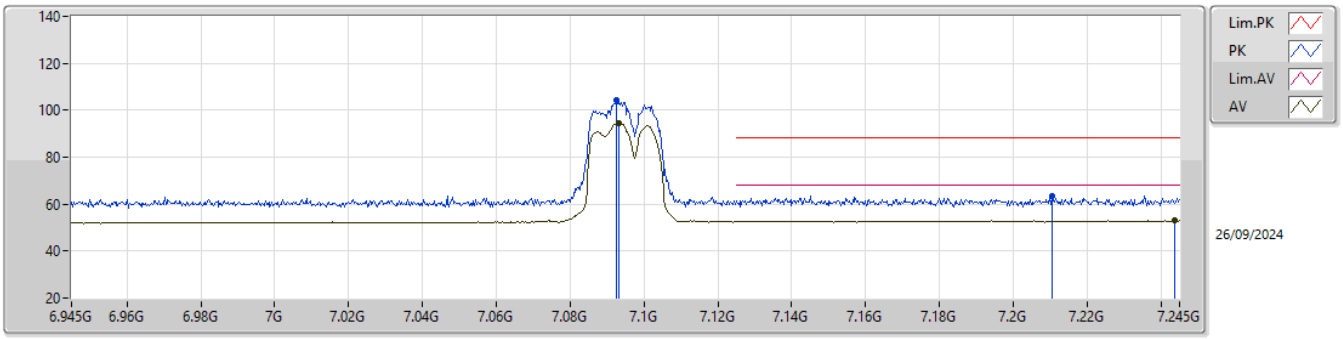

EUT X_4TX
Setting 0.5
03-E-S-5-10

Type	Freq	Level	Limit	Margin	Raw	Dist	Condition	Azimuth	Height	Comment	AF	CL	PA
	(Hz)	(dBuV/m)	(dBuV/m)	(dB)	(dBuV)	(m)		(°)	(m)		(dB)	(dB)	(dB)
PK	7.0926G	104.06	Inf	-Inf	95.09	3	Horizontal	2	1.64	-	35.69	8.42	35.14
RMS	7.0932G	94.73	Inf	-Inf	85.76	3	Horizontal	2	1.64	-	35.69	8.42	35.14
PK	7.2105G	63.45	88.20	-24.75	53.89	3	Horizontal	2	1.64	-	36.26	8.45	35.15
RMS	7.2438G	52.95	68.20	-15.25	43.18	3	Horizontal	2	1.64	-	36.46	8.46	35.15

6.875-7.125GHz_802.11ax HEW20_Nss1,(MCS0)_4TX

7095MHz_TX

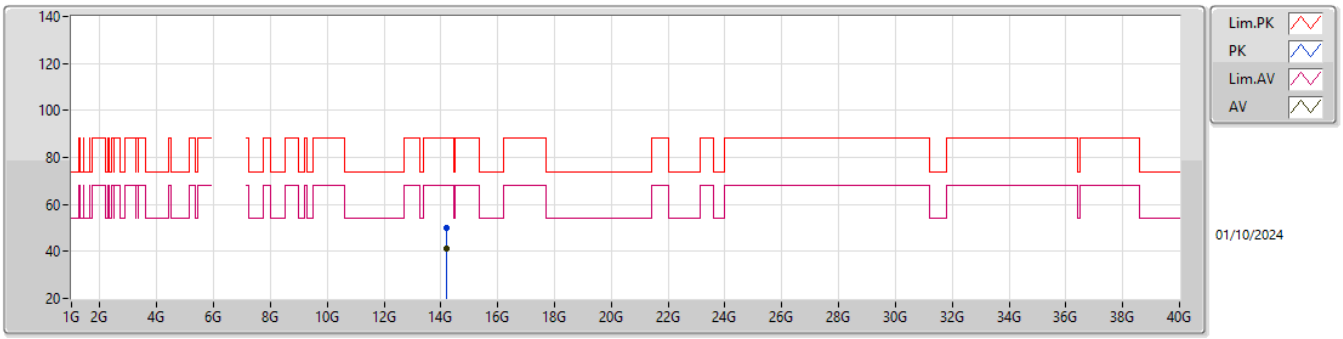

EUT X_4TX
Setting 0.5
03-E-E-2

Type	Freq	Level	Limit	Margin	Raw	Dist	Condition	Azimuth	Height	Comment	AF	CL	PA
	(Hz)	(dBuV/m)	(dBuV/m)	(dB)	(dBuV)	(m)		(°)	(m)		(dB)	(dB)	(dB)
PK	14.19012G	49.92	88.20	-38.28	60.05	3	Vertical	24	1.80	-	41.66	12.26	64.05
RMS	14.18992G	41.02	68.20	-27.18	51.15	3	Vertical	24	1.80	-	41.66	12.26	64.05

6.875-7.125GHz_802.11ax HEW20_Nss1,(MCS0)_4TX

7095MHz_TX

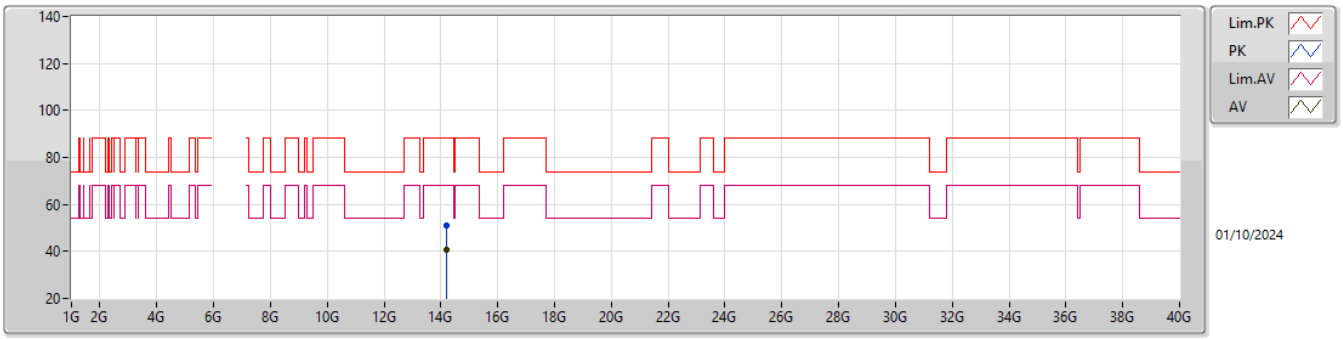

EUT X_4TX
Setting 0.5
03-E-E-2

Type	Freq	Level	Limit	Margin	Raw	Dist	Condition	Azimuth	Height	Comment	AF	CL	PA
	(Hz)	(dBuV/m)	(dBuV/m)	(dB)	(dBuV)	(m)		(°)	(m)		(dB)	(dB)	(dB)
PK	14.18982G	51.17	88.20	-37.03	61.30	3	Horizontal	34	1.80	-	41.66	12.26	64.05
RMS	14.18993G	40.70	68.20	-27.50	50.83	3	Horizontal	34	1.80	-	41.66	12.26	64.05

6.875-7.125GHz_802.11ax HEW20_Nss1,(MCS0)_4TX

7095MHz_TX

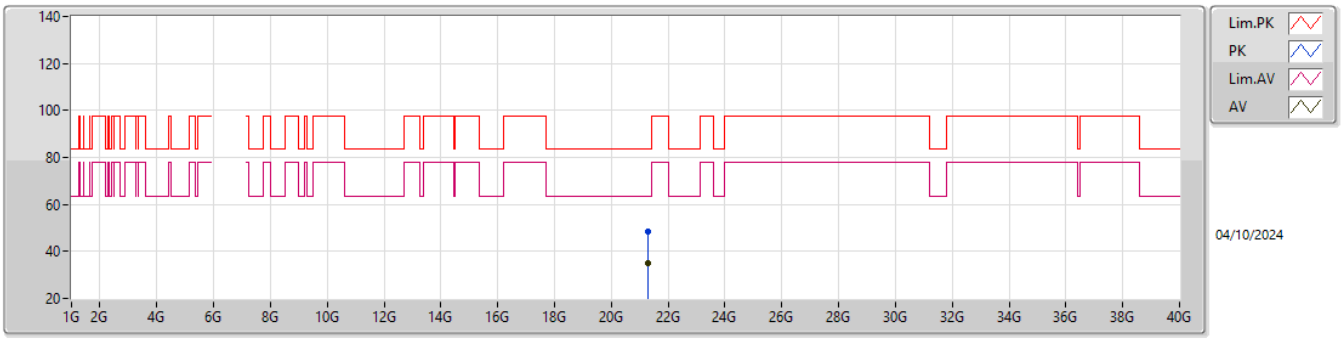

EUT X_4TX
Setting 0.5
03-E-S-5

Type	Freq	Level	Limit	Margin	Raw	Dist	Condition	Azimuth	Height	Comment	AF	CL	PA
	(Hz)	(dBuV/m)	(dBuV/m)	(dB)	(dBuV)	(m)		(°)	(m)		(dB)	(dB)	(dB)
PK	21.2819G	48.59	83.54	-34.95	43.15	1	Vertical	15	1.50	-	38.06	16.23	48.85
AV	21.28208G	35.06	63.54	-28.48	29.62	1	Vertical	15	1.50	-	38.06	16.23	48.85

6.875-7.125GHz_802.11ax HEW20_Nss1,(MCS0)_4TX

7095MHz_TX

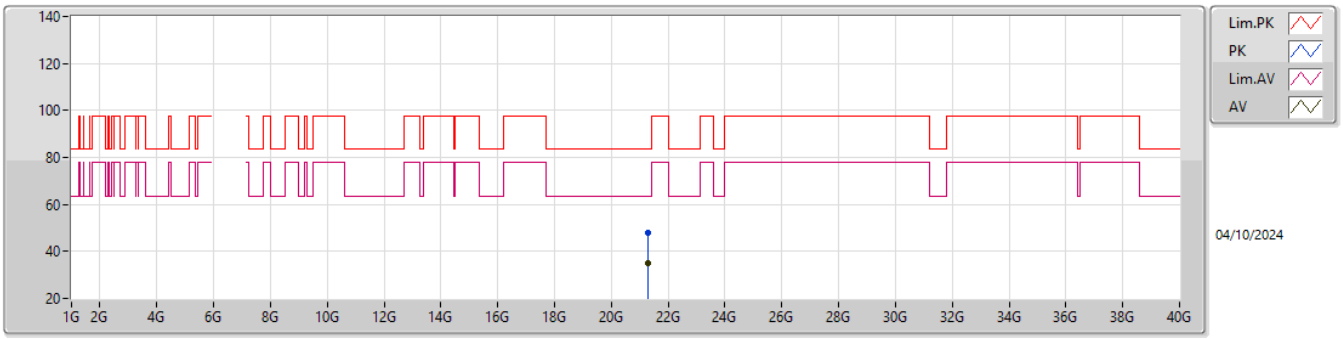

EUT X_4TX
Setting 0.5
03-E-S-5

Type	Freq	Level	Limit	Margin	Raw	Dist	Condition	Azimuth	Height	Comment	AF	CL	PA
	(Hz)	(dBuV/m)	(dBuV/m)	(dB)	(dBuV)	(m)		(°)	(m)		(dB)	(dB)	(dB)
PK	21.28384G	48.17	83.54	-35.37	42.72	1	Horizontal	22	1.52	-	38.07	16.23	48.85
AV	21.28224G	34.96	63.54	-28.58	29.52	1	Horizontal	22	1.52	-	38.06	16.23	48.85

6.875-7.125GHz_802.11ax HEW20_Nss1,(MCS0)_4TX

7115MHz_TX

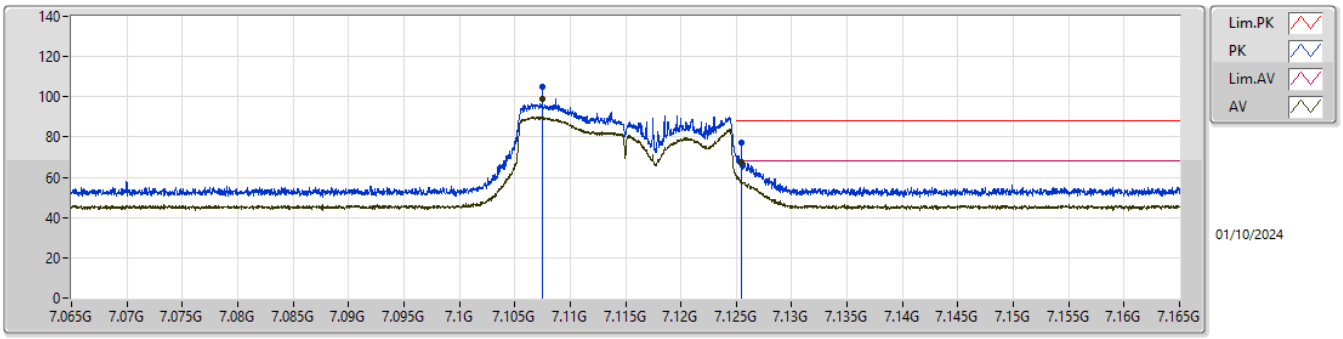

EUT X_4TX
Setting -1
03-E-E-2-10

Type	Freq	Level	Limit	Margin	Raw	Dist	Condition	Azimuth	Height	Comment	AF	CL	PA
	(Hz)	(dBuV/m)	(dBuV/m)	(dB)	(dBuV)	(m)		(°)	(m)		(dB)	(dB)	(dB)
PK	7.1075G	104.92	Inf	-Inf	95.90	3	Vertical	346	1.71	BP 1MHz	35.73	8.43	35.14
RMS	7.1075G	99.09	Inf	-Inf	90.07	3	Vertical	346	1.71	BP 1MHz	35.73	8.43	35.14
PK	7.1255G	77.02	88.20	-11.18	67.93	3	Vertical	346	1.71	BP 1MHz	35.80	8.43	35.14
RMS	7.1255G	67.78	68.20	-0.42	58.69	3	Vertical	346	1.71	BP 1MHz	35.80	8.43	35.14

6.875-7.125GHz_802.11ax HEW20_Nss1,(MCS0)_4TX

7115MHz_TX

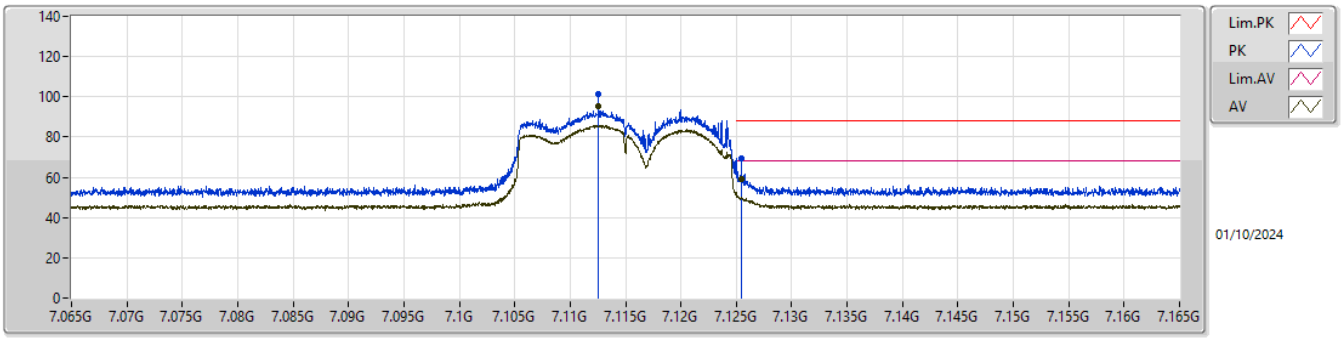

EUT X_4TX
Setting -1
03-E-E-2-10

Type	Freq	Level	Limit	Margin	Raw	Dist	Condition	Azimuth	Height	Comment	AF	CL	PA
	(Hz)	(dBuV/m)	(dBuV/m)	(dB)	(dBuV)	(m)		(°)	(m)		(dB)	(dB)	(dB)
PK	7.1125G	101.18	Inf	-Inf	92.14	3	Horizontal	360	2.02	BP 1MHz	35.75	8.43	35.14
RMS	7.1125G	95.14	Inf	-Inf	86.10	3	Horizontal	360	2.02	BP 1MHz	35.75	8.43	35.14
PK	7.1255G	69.35	88.20	-18.85	60.26	3	Horizontal	360	2.02	BP 1MHz	35.80	8.43	35.14
RMS	7.1255G	59.20	68.20	-9.00	50.11	3	Horizontal	360	2.02	BP 1MHz	35.80	8.43	35.14

6.875-7.125GHz_802.11ax HEW20_Nss1,(MCS0)_4TX

7115MHz_TX

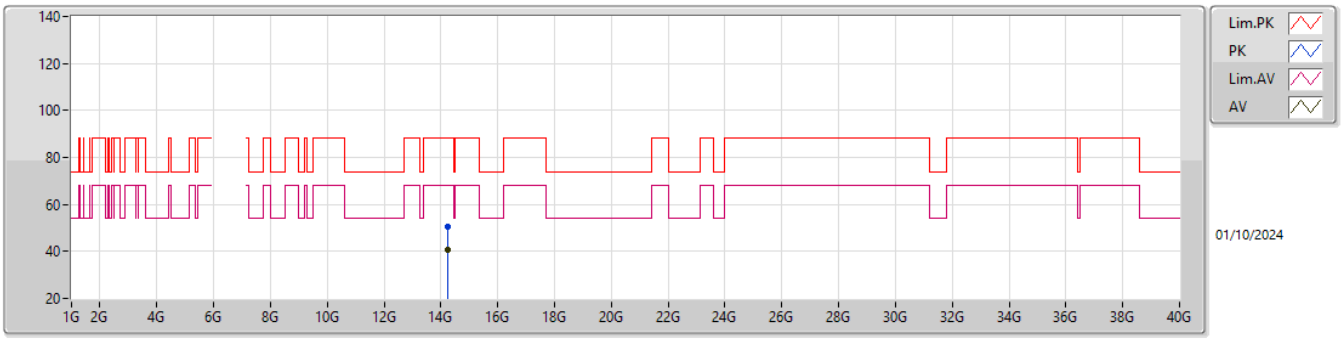

EUT X_4TX
Setting -1
03-E-E-2

Type	Freq	Level	Limit	Margin	Raw	Dist	Condition	Azimuth	Height	Comment	AF	CL	PA
	(Hz)	(dBuV/m)	(dBuV/m)	(dB)	(dBuV)	(m)		(°)	(m)		(dB)	(dB)	(dB)
PK	14.23004G	50.30	88.20	-37.90	60.23	3	Vertical	13	1.80	-	41.76	12.27	63.96
RMS	14.2299G	40.90	68.20	-27.30	50.83	3	Vertical	13	1.80	-	41.76	12.27	63.96

6.875-7.125GHz_802.11ax HEW20_Nss1,(MCS0)_4TX

7115MHz_TX

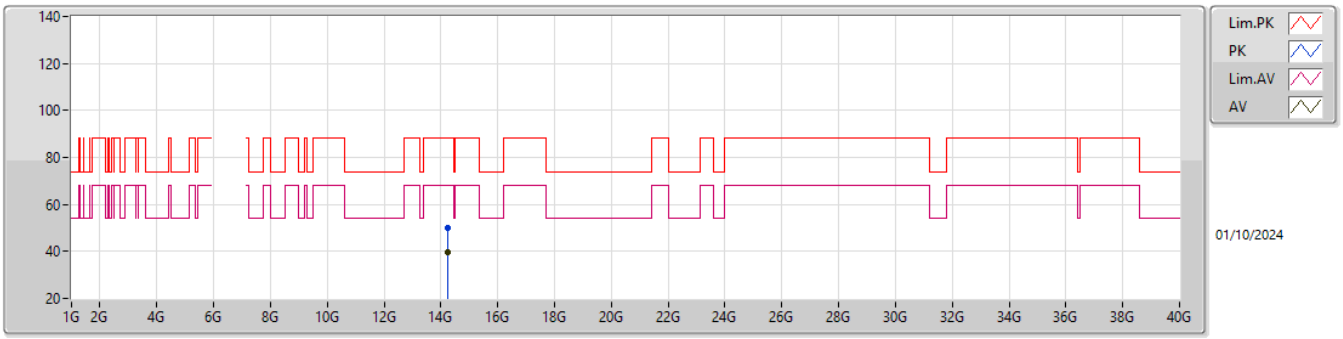

EUT X_4TX
Setting -1
03-E-E-2

Type	Freq	Level	Limit	Margin	Raw	Dist	Condition	Azimuth	Height	Comment	AF	CL	PA
	(Hz)	(dBuV/m)	(dBuV/m)	(dB)	(dBuV)	(m)		(°)	(m)		(dB)	(dB)	(dB)
PK	14.22992G	49.88	88.20	-38.32	59.81	3	Horizontal	46	2.09	-	41.76	12.27	63.96
RMS	14.23001G	39.77	68.20	-28.43	49.70	3	Horizontal	46	2.09	-	41.76	12.27	63.96

6.875-7.125GHz_802.11ax HEW20_Nss1,(MCS0)_4TX

7115MHz_TX

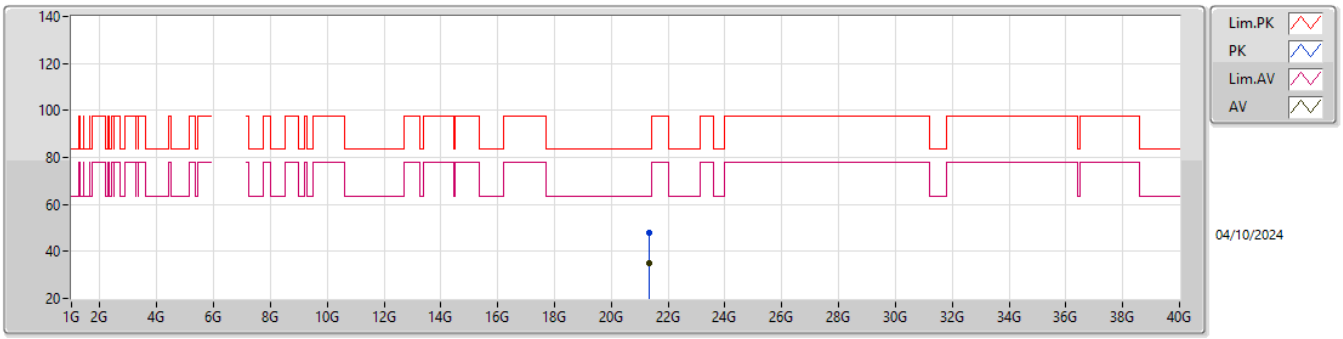

EUT X_4TX
Setting -1
03-E-E-2

Type	Freq	Level	Limit	Margin	Raw	Dist	Condition	Azimuth	Height	Comment	AF	CL	PA
	(Hz)	(dBuV/m)	(dBuV/m)	(dB)	(dBuV)	(m)		(°)	(m)		(dB)	(dB)	(dB)
PK	21.34526G	48.12	83.54	-35.42	42.58	1	Vertical	343	1.57	-	38.10	16.28	48.84
AV	21.34222G	34.86	63.54	-28.68	29.33	1	Vertical	343	1.57	-	38.10	16.27	48.84

6.875-7.125GHz_802.11ax HEW20_Nss1,(MCS0)_4TX

7115MHz_TX

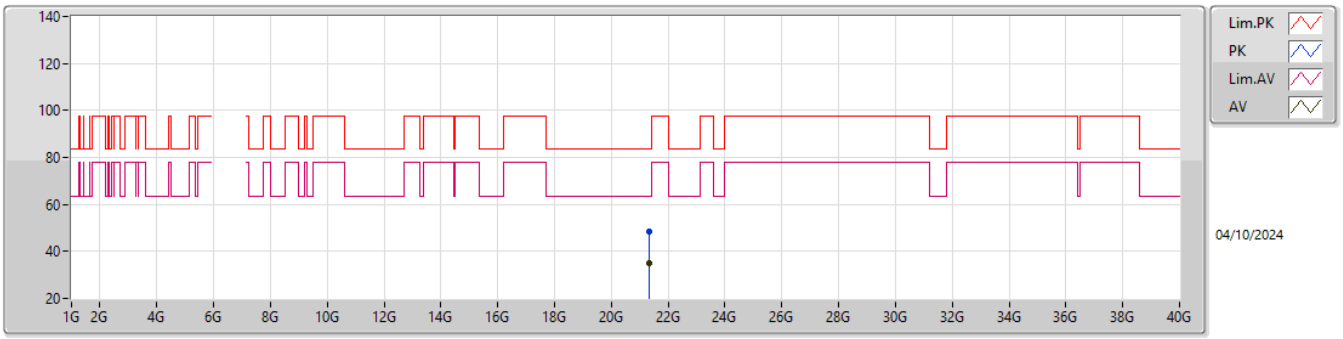

EUT X_4TX
Setting -1
03-E-E-2

Type	Freq	Level	Limit	Margin	Raw	Dist	Condition	Azimuth	Height	Comment	AF	CL	PA
	(Hz)	(dBuV/m)	(dBuV/m)	(dB)	(dBuV)	(m)		(°)	(m)		(dB)	(dB)	(dB)
PK	21.34916G	48.69	83.54	-34.85	43.15	1	Horizontal	126	1.55	-	38.10	16.28	48.84
AV	21.34536G	34.92	63.54	-28.62	29.38	1	Horizontal	126	1.55	-	38.10	16.28	48.84

5.925-6.425GHz_802.11ax HEW40_Nss1,(MCS0)_4TX

5965MHz_TX

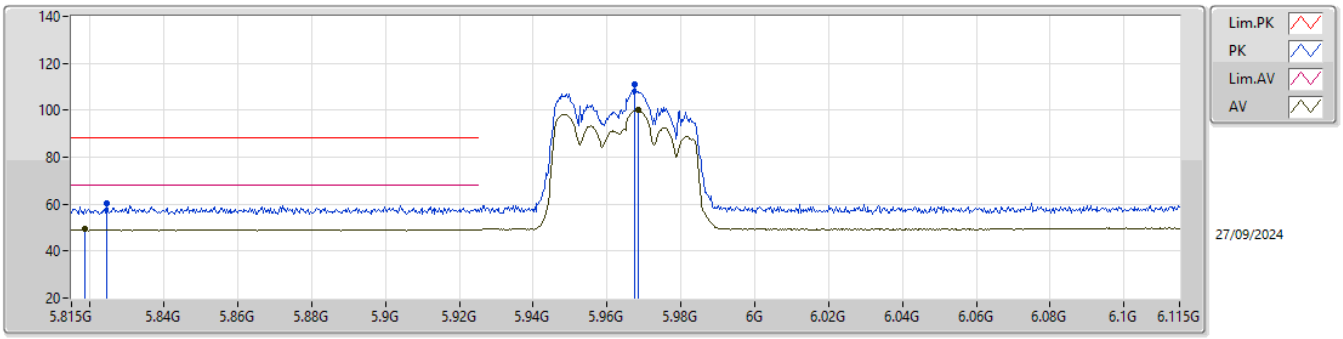

EUT X_4TX
Setting 3
03-E-S-5-10

Type	Freq	Level	Limit	Margin	Raw	Dist	Condition	Azimuth	Height	Comment	AF	CL	PA
	(Hz)	(dBuV/m)	(dBuV/m)	(dB)	(dBuV)	(m)		(°)	(m)		(dB)	(dB)	(dB)
PK	5.8246G	60.18	88.20	-28.02	53.59	3	Vertical	1	1.73	-	34.25	7.55	35.21
RMS	5.8186G	49.23	68.20	-18.97	42.66	3	Vertical	1	1.73	-	34.24	7.54	35.21
PK	5.9674G	110.91	Inf	-Inf	103.84	3	Vertical	1	1.73	-	34.60	7.66	35.19
RMS	5.9683G	100.14	Inf	-Inf	93.07	3	Vertical	1	1.73	-	34.60	7.66	35.19

5.925-6.425GHz_802.11ax HEW40_Nss1,(MCS0)_4TX

5965MHz_TX

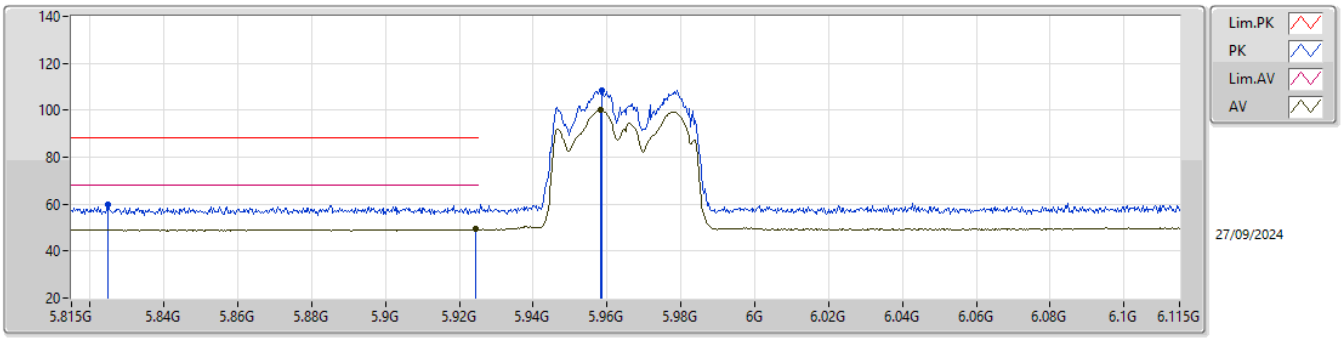

EUT X_4TX
Setting 3
03-E-S-5-10

Type	Freq	Level	Limit	Margin	Raw	Dist	Condition	Azimuth	Height	Comment	AF	CL	PA
	(Hz)	(dBuV/m)	(dBuV/m)	(dB)	(dBuV)	(m)		(°)	(m)		(dB)	(dB)	(dB)
PK	5.8249G	59.80	88.20	-28.40	53.21	3	Horizontal	1	1.79	-	34.25	7.55	35.21
RMS	5.9245G	49.30	68.20	-18.90	42.32	3	Horizontal	1	1.79	-	34.55	7.63	35.20
PK	5.9587G	108.44	Inf	-Inf	101.37	3	Horizontal	1	1.79	-	34.60	7.66	35.19
RMS	5.9581G	100.00	Inf	-Inf	92.93	3	Horizontal	1	1.79	-	34.60	7.66	35.19

5.925-6.425GHz_802.11ax HEW40_Nss1,(MCS0)_4TX

5965MHz_TX

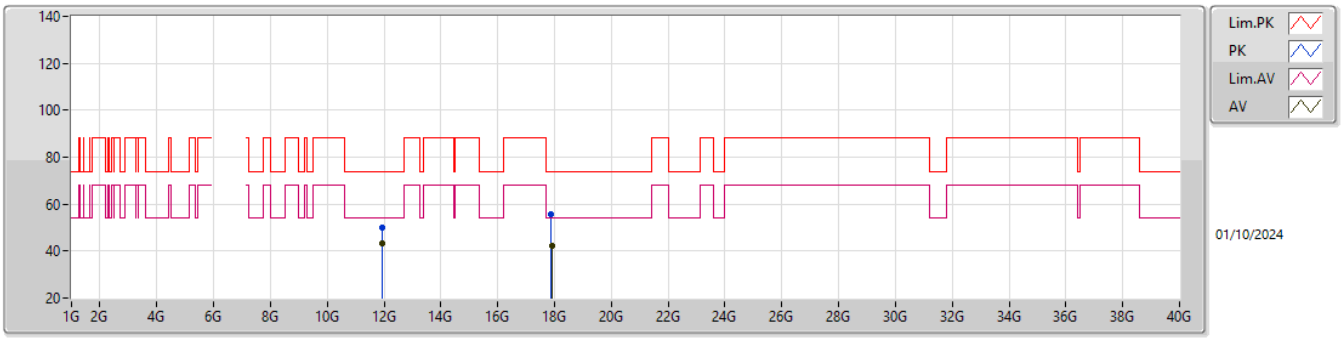

EUT X_4TX
Setting 3
03-E-E-2

Type	Freq	Level	Limit	Margin	Raw	Dist	Condition	Azimuth	Height	Comment	AF	CL	PA
	(Hz)	(dBuV/m)	(dBuV/m)	(dB)	(dBuV)	(m)		(°)	(m)		(dB)	(dB)	(dB)
PK	11.92999G	50.21	74.00	-23.79	65.32	3	Vertical	336	1.25	-	39.20	11.48	65.79
AV	11.92997G	43.32	54.00	-10.68	58.43	3	Vertical	336	1.25	-	39.20	11.48	65.79
PK	17.89324G	55.47	74.00	-18.53	59.29	3	Vertical	84	1.80	-	44.81	13.86	62.49
AV	17.89677G	42.28	54.00	-11.72	46.09	3	Vertical	84	1.80	-	44.81	13.86	62.48

5.925-6.425GHz_802.11ax HEW40_Nss1,(MCS0)_4TX

5965MHz_TX

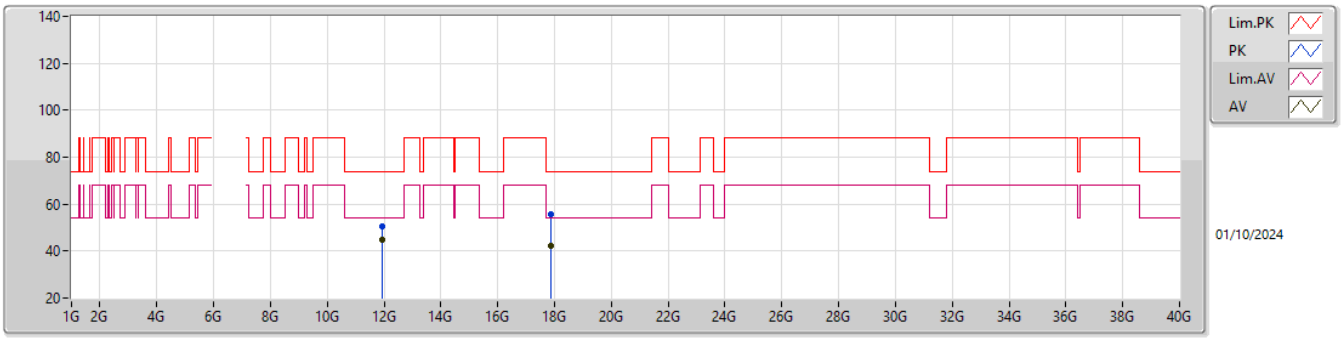

EUT X_4TX
Setting 3
03-E-E-2

Type	Freq	Level	Limit	Margin	Raw	Dist	Condition	Azimuth	Height	Comment	AF	CL	PA
	(Hz)	(dBuV/m)	(dBuV/m)	(dB)	(dBuV)	(m)		(°)	(m)		(dB)	(dB)	(dB)
PK	11.92986G	50.42	74.00	-23.58	65.53	3	Horizontal	122	2.24	-	39.20	11.48	65.79
AV	11.92998G	45.04	54.00	-8.96	60.15	3	Horizontal	122	2.24	-	39.20	11.48	65.79
PK	17.89012G	55.63	74.00	-18.37	59.45	3	Horizontal	146	1.80	-	44.82	13.86	62.50
AV	17.89128G	42.33	54.00	-11.67	46.14	3	Horizontal	146	1.80	-	44.82	13.86	62.49

5.925-6.425GHz_802.11ax HEW40_Nss1,(MCS0)_4TX

5965MHz_TX

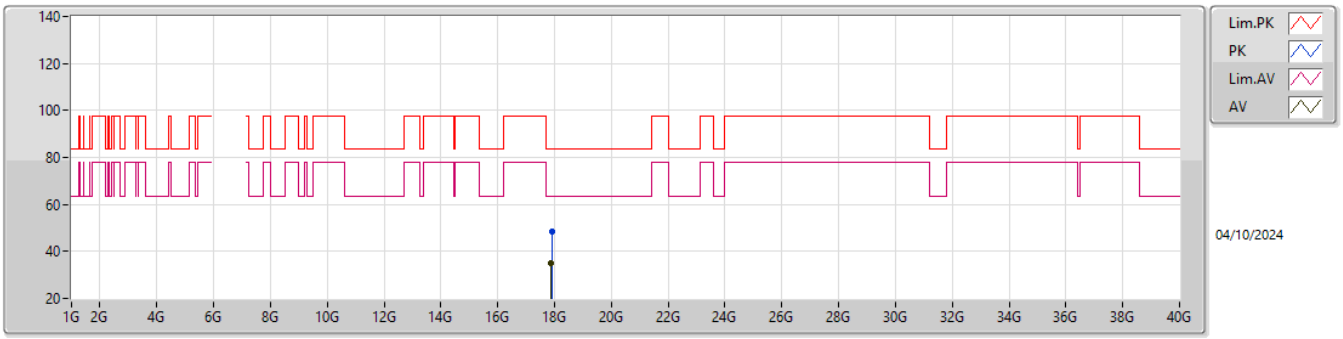

EUT X_4TX
Setting 3
03-E-S-5

Type	Freq	Level	Limit	Margin	Raw	Dist	Condition	Azimuth	Height	Comment	AF	CL	PA
	(Hz)	(dBuV/m)	(dBuV/m)	(dB)	(dBuV)	(m)		(°)	(m)		(dB)	(dB)	(dB)
PK	17.8964G	48.33	83.54	-35.21	44.78	1	Vertical	136	1.54	-	37.48	15.23	49.16
AV	17.89322G	35.11	63.54	-28.43	31.55	1	Vertical	136	1.54	-	37.48	15.23	49.15

5.925-6.425GHz_802.11ax HEW40_Nss1,(MCS0)_4TX

5965MHz_TX

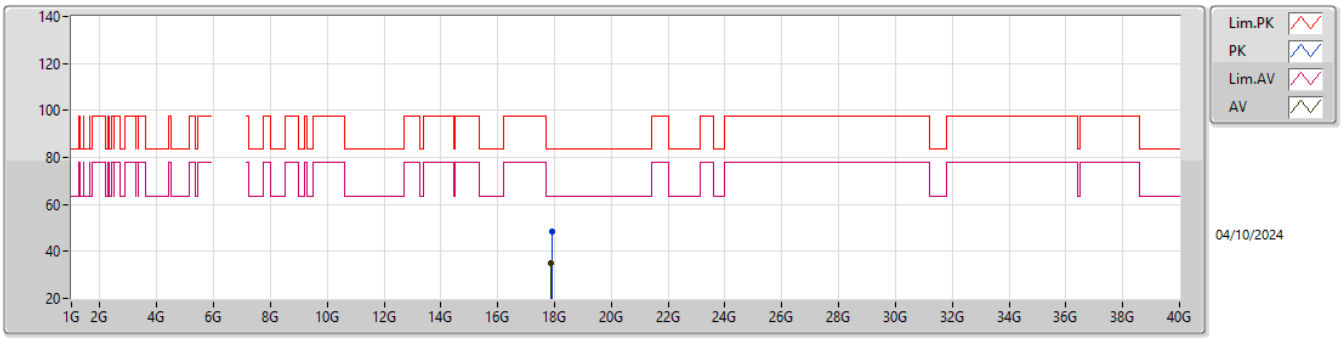

EUT X_4TX
Setting 3
03-E-S-5

Type	Freq	Level	Limit	Margin	Raw	Dist	Condition	Azimuth	Height	Comment	AF	CL	PA
	(Hz)	(dBuV/m)	(dBuV/m)	(dB)	(dBuV)	(m)		(°)	(m)		(dB)	(dB)	(dB)
PK	17.89988G	48.57	83.54	-34.97	45.02	1	Horizontal	323	1.54	-	37.49	15.23	49.17
AV	17.89208G	35.09	63.54	-28.45	31.53	1	Horizontal	323	1.54	-	37.47	15.23	49.14

5.925-6.425GHz_802.11ax HEW40_Nss1,(MCS0)_4TX

6205MHz_TX

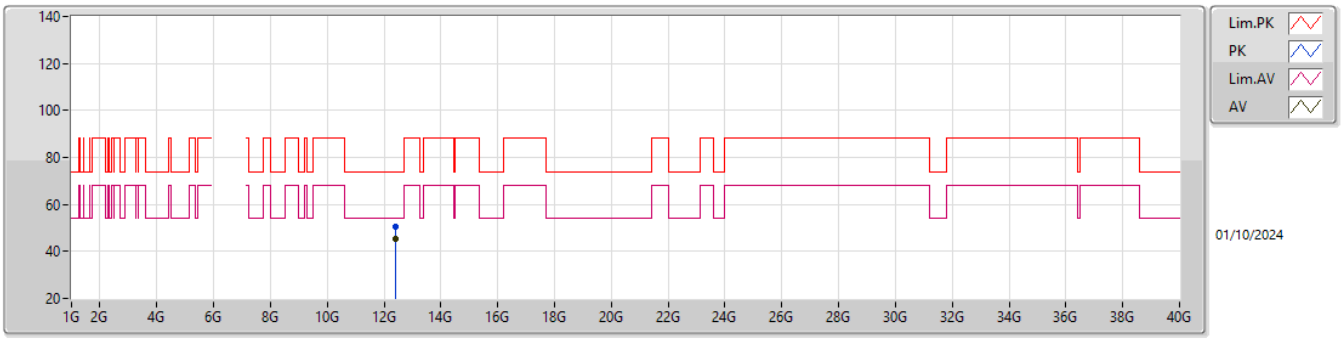

EUT X_4TX
Setting 2
03-E-E-2

Type	Freq	Level	Limit	Margin	Raw	Dist	Condition	Azimuth	Height	Comment	AF	CL	PA
	(Hz)	(dBuV/m)	(dBuV/m)	(dB)	(dBuV)	(m)		(°)	(m)		(dB)	(dB)	(dB)
PK	12.40985G	50.40	74.00	-23.60	65.51	3	Vertical	54	1.80	-	38.60	11.66	65.37
AV	12.41G	45.29	54.00	-8.71	60.40	3	Vertical	54	1.80	-	38.60	11.66	65.37

5.925-6.425GHz_802.11ax HEW40_Nss1,(MCS0)_4TX

6205MHz_TX

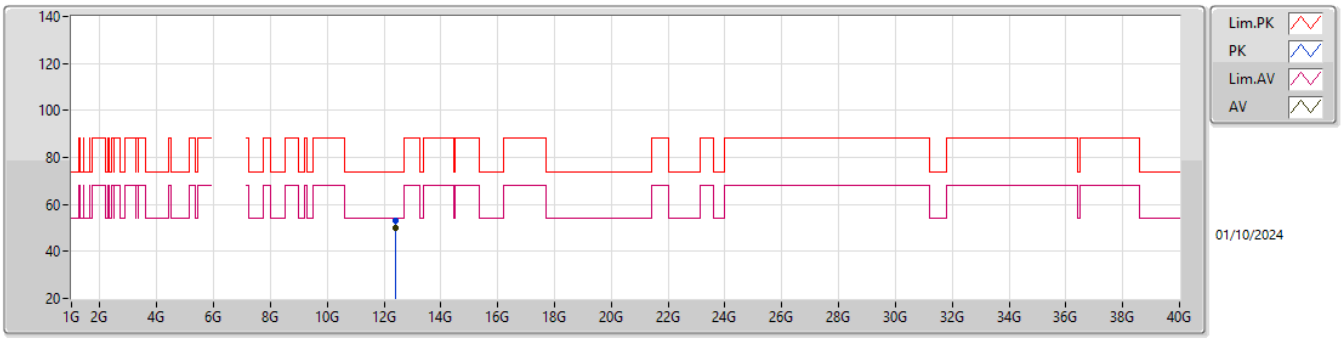

EUT X_4TX
Setting 2
03-E-E-2

Type	Freq	Level	Limit	Margin	Raw	Dist	Condition	Azimuth	Height	Comment	AF	CL	PA
	(Hz)	(dBuV/m)	(dBuV/m)	(dB)	(dBuV)	(m)		(°)	(m)		(dB)	(dB)	(dB)
PK	12.40994G	53.31	74.00	-20.69	68.42	3	Horizontal	344	2.03	-	38.60	11.66	65.37
AV	12.40997G	49.84	54.00	-4.16	64.95	3	Horizontal	344	2.03	-	38.60	11.66	65.37

5.925-6.425GHz_802.11ax HEW40_Nss1,(MCS0)_4TX

6205MHz_TX

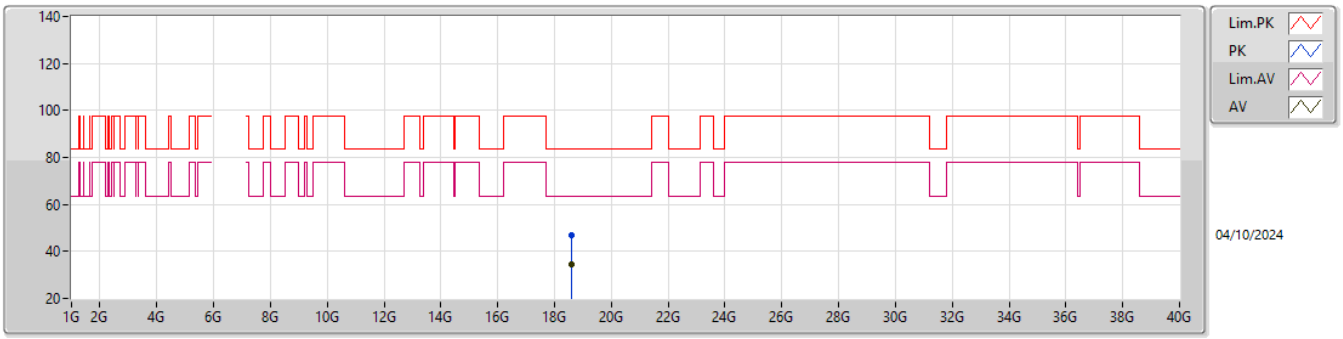

EUT X_4TX
Setting 2
03-E-S-5

Type	Freq	Level	Limit	Margin	Raw	Dist	Condition	Azimuth	Height	Comment	AF	CL	PA
	(Hz)	(dBuV/m)	(dBuV/m)	(dB)	(dBuV)	(m)		(°)	(m)		(dB)	(dB)	(dB)
PK	18.61474G	46.88	83.54	-36.66	43.38	1	Vertical	274	1.55	-	37.83	15.27	49.60
AV	18.61968G	34.24	63.54	-29.30	30.73	1	Vertical	274	1.55	-	37.84	15.27	49.60

5.925-6.425GHz_802.11ax HEW40_Nss1,(MCS0)_4TX

6205MHz_TX

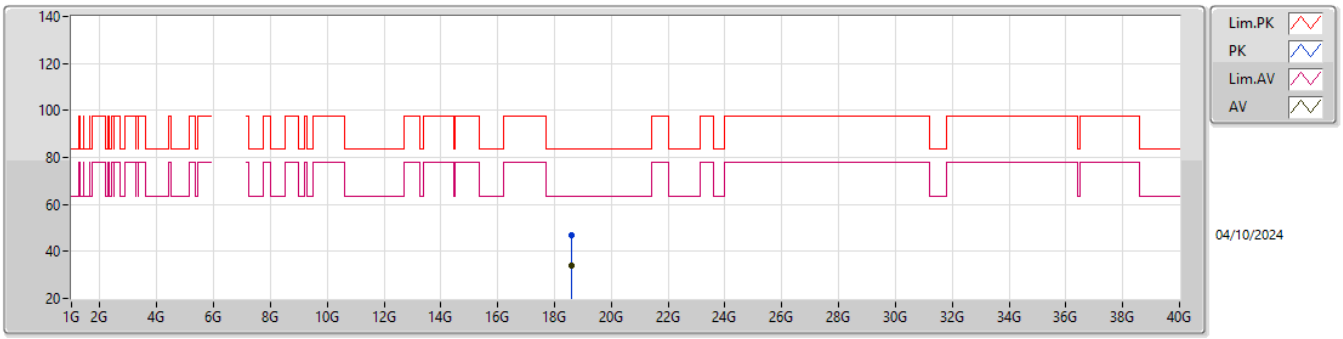

EUT X_4TX
Setting 2
03-E-S-5

Type	Freq	Level	Limit	Margin	Raw	Dist	Condition	Azimuth	Height	Comment	AF	CL	PA
	(Hz)	(dBuV/m)	(dBuV/m)	(dB)	(dBuV)	(m)		(°)	(m)		(dB)	(dB)	(dB)
PK	18.61524G	46.94	83.54	-36.60	43.44	1	Horizontal	306	1.52	-	37.83	15.27	49.60
AV	18.61942G	34.13	63.54	-29.41	30.62	1	Horizontal	306	1.52	-	37.84	15.27	49.60

5.925-6.425GHz_802.11ax HEW40_Nss1,(MCS0)_4TX

6405MHz_TX

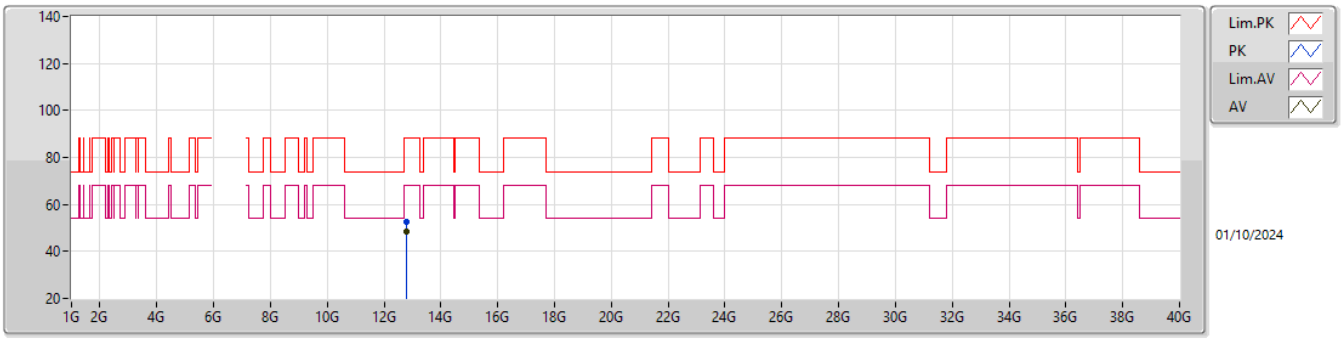

EUT X_4TX
Setting 3
03-E-E-2

Type	Freq	Level	Limit	Margin	Raw	Dist	Condition	Azimuth	Height	Comment	AF	CL	PA
	(Hz)	(dBuV/m)	(dBuV/m)	(dB)	(dBuV)	(m)		(°)	(m)		(dB)	(dB)	(dB)
PK	12.80985G	52.76	88.20	-35.44	67.17	3	Vertical	255	1.80	-	39.04	11.80	65.25
RMS	12.80993G	48.50	68.20	-19.70	62.91	3	Vertical	255	1.80	-	39.04	11.80	65.25

5.925-6.425GHz_802.11ax HEW40_Nss1,(MCS0)_4TX

6405MHz_TX

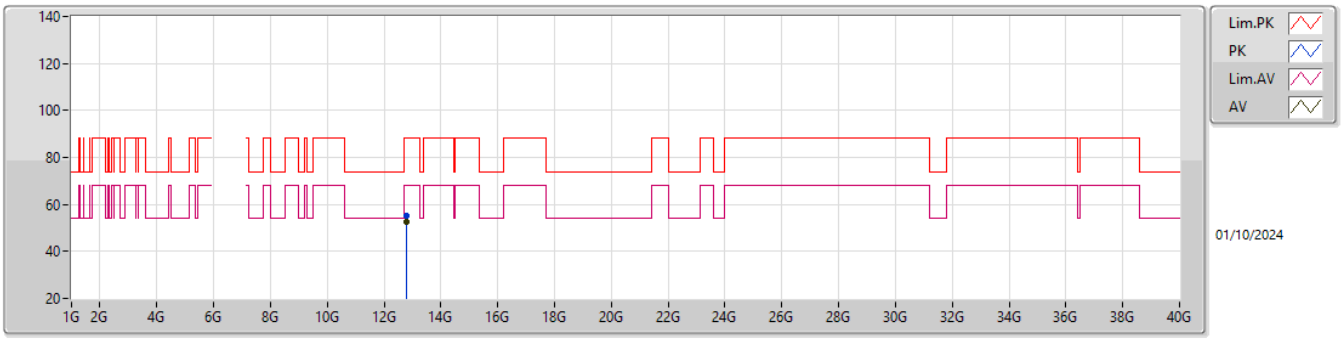

EUT X_4TX
Setting 3
03-E-E-2

Type	Freq	Level	Limit	Margin	Raw	Dist	Condition	Azimuth	Height	Comment	AF	CL	PA
	(Hz)	(dBuV/m)	(dBuV/m)	(dB)	(dBuV)	(m)		(°)	(m)		(dB)	(dB)	(dB)
PK	12.80997G	55.03	88.20	-33.17	69.44	3	Horizontal	333	2.63	-	39.04	11.80	65.25
RMS	12.80993G	52.33	68.20	-15.87	66.74	3	Horizontal	333	2.63	-	39.04	11.80	65.25

5.925-6.425GHz_802.11ax HEW40_Nss1,(MCS0)_4TX

6405MHz_TX

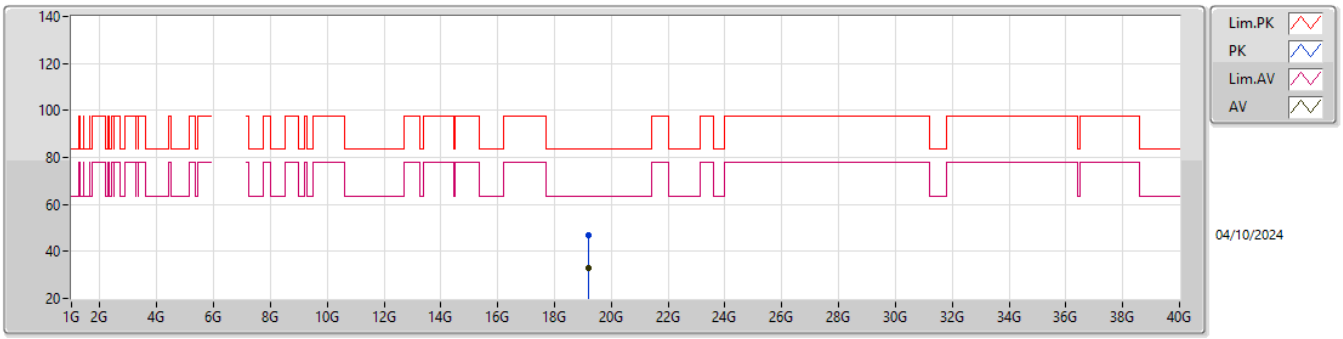

EUT X_4TX
Setting 3
03-E-S-5

Type	Freq	Level	Limit	Margin	Raw	Dist	Condition	Azimuth	Height	Comment	AF	CL	PA
	(Hz)	(dBuV/m)	(dBuV/m)	(dB)	(dBuV)	(m)		(°)	(m)		(dB)	(dB)	(dB)
PK	19.21224G	46.69	83.54	-36.85	43.08	1	Vertical	218	1.54	-	37.85	15.24	49.48
AV	19.21222G	33.03	63.54	-30.51	29.42	1	Vertical	218	1.54	-	37.85	15.24	49.48

5.925-6.425GHz_802.11ax HEW40_Nss1,(MCS0)_4TX

6405MHz_TX

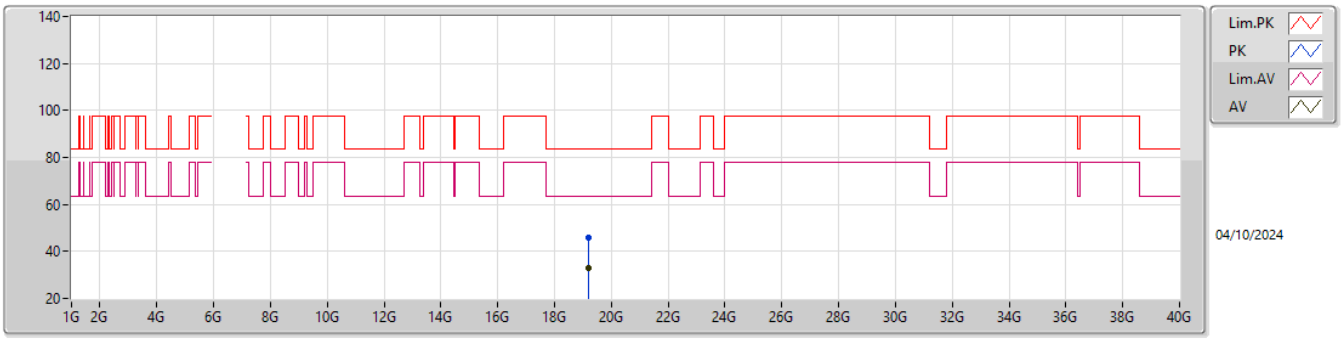

EUT X_4TX
Setting 3
03-E-S-5

Type	Freq	Level	Limit	Margin	Raw	Dist	Condition	Azimuth	Height	Comment	AF	CL	PA
	(Hz)	(dBuV/m)	(dBuV/m)	(dB)	(dBuV)	(m)		(°)	(m)		(dB)	(dB)	(dB)
PK	19.21244G	45.71	83.54	-37.83	42.10	1	Horizontal	110	1.57	-	37.85	15.24	49.48
AV	19.21036G	33.03	63.54	-30.51	29.43	1	Horizontal	110	1.57	-	37.84	15.24	49.48

6.425-6.525GHz_802.11ax HEW40_Nss1,(MCS0)_4TX

6445MHz_TX

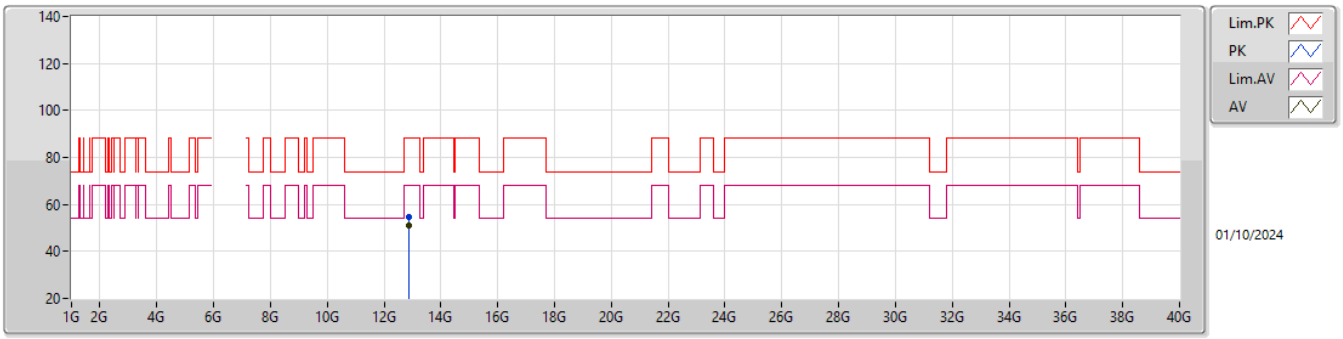

EUT X_4TX
Setting 3
03-E-E-2

Type	Freq	Level	Limit	Margin	Raw	Dist	Condition	Azimuth	Height	Comment	AF	CL	PA
	(Hz)	(dBuV/m)	(dBuV/m)	(dB)	(dBuV)	(m)		(°)	(m)		(dB)	(dB)	(dB)
PK	12.88999G	54.42	88.20	-33.78	68.64	3	Vertical	257	1.80	-	39.20	11.82	65.24
RMS	12.88997G	50.96	68.20	-17.24	65.18	3	Vertical	257	1.80	-	39.20	11.82	65.24

6.425-6.525GHz_802.11ax HEW40_Nss1,(MCS0)_4TX

6445MHz_TX

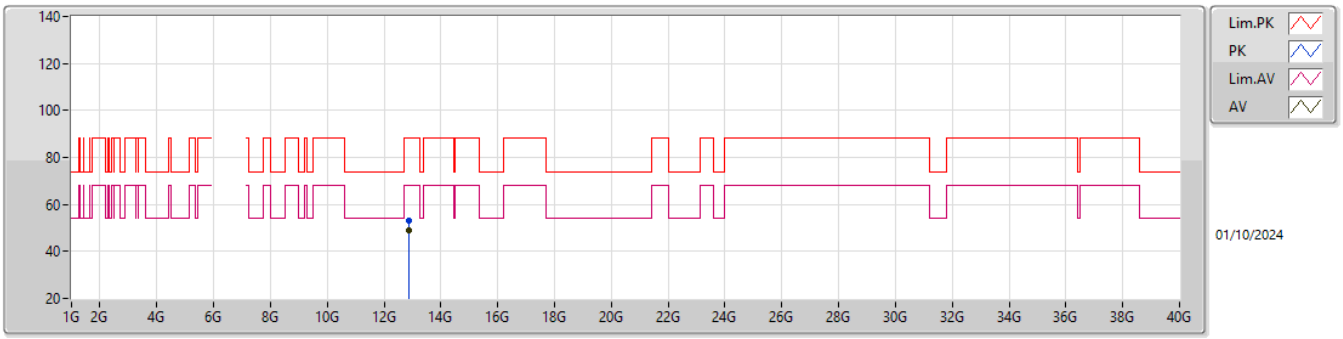

EUT X_4TX
Setting 3
03-E-E-2

Type	Freq	Level	Limit	Margin	Raw	Dist	Condition	Azimuth	Height	Comment	AF	CL	PA
	(Hz)	(dBuV/m)	(dBuV/m)	(dB)	(dBuV)	(m)		(°)	(m)		(dB)	(dB)	(dB)
PK	12.89G	53.36	88.20	-34.84	67.58	3	Horizontal	326	3.00	-	39.20	11.82	65.24
RMS	12.88998G	49.17	68.20	-19.03	63.39	3	Horizontal	326	3.00	-	39.20	11.82	65.24

6.425-6.525GHz_802.11ax HEW40_Nss1,(MCS0)_4TX

6445MHz_TX

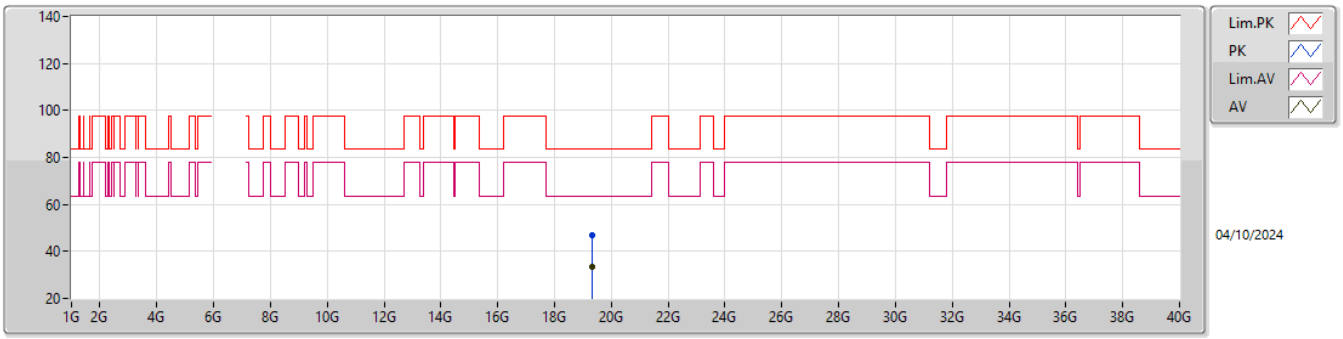

EUT X_4TX
Setting 3
03-E-S-5

Type	Freq	Level	Limit	Margin	Raw	Dist	Condition	Azimuth	Height	Comment	AF	CL	PA
	(Hz)	(dBuV/m)	(dBuV/m)	(dB)	(dBuV)	(m)		(°)	(m)		(dB)	(dB)	(dB)
PK	19.33668G	47.04	83.54	-36.50	43.58	1	Vertical	127	1.58	-	37.80	15.23	49.57
AV	19.33112G	33.38	63.54	-30.16	29.92	1	Vertical	127	1.58	-	37.80	15.23	49.57

6.425-6.525GHz_802.11ax HEW40_Nss1,(MCS0)_4TX

6445MHz_TX

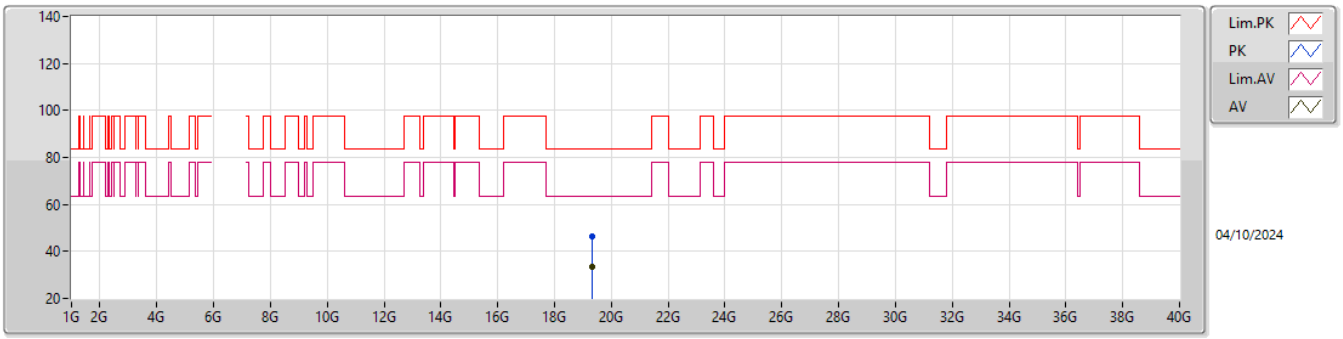

EUT X_4TX
Setting 3
03-E-S-5

Type	Freq	Level	Limit	Margin	Raw	Dist	Condition	Azimuth	Height	Comment	AF	CL	PA
	(Hz)	(dBuV/m)	(dBuV/m)	(dB)	(dBuV)	(m)		(°)	(m)		(dB)	(dB)	(dB)
PK	19.3376G	46.55	83.54	-36.99	43.09	1	Horizontal	154	1.53	-	37.80	15.23	49.57
AV	19.33912G	33.42	63.54	-30.12	29.96	1	Horizontal	154	1.53	-	37.80	15.23	49.57

6.425-6.525GHz_802.11ax HEW40_Nss1,(MCS0)_4TX

6485MHz_TX

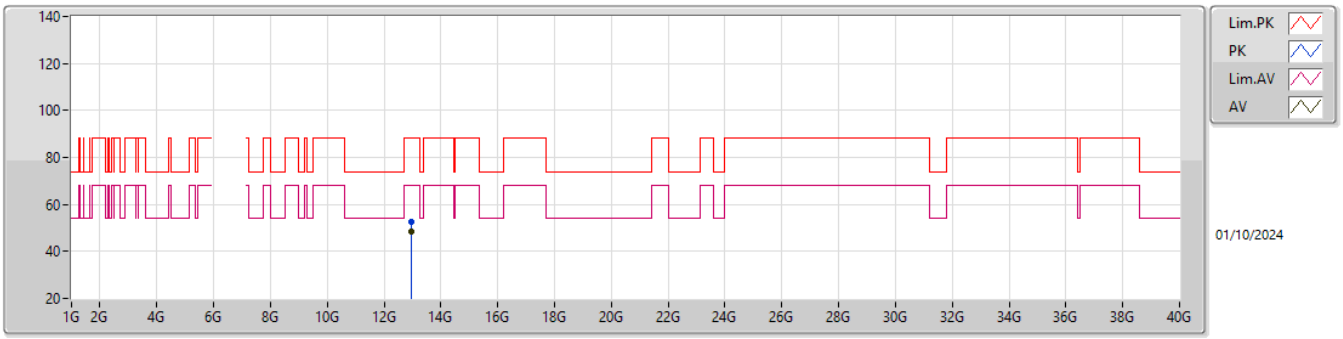

EUT X_4TX
Setting 4
03-E-E-2

Type	Freq	Level	Limit	Margin	Raw	Dist	Condition	Azimuth	Height	Comment	AF	CL	PA
	(Hz)	(dBuV/m)	(dBuV/m)	(dB)	(dBuV)	(m)		(°)	(m)		(dB)	(dB)	(dB)
PK	12.97003G	52.41	88.20	-35.79	66.49	3	Vertical	255	1.80	-	39.30	11.85	65.23
RMS	12.96995G	48.54	68.20	-19.66	62.62	3	Vertical	255	1.80	-	39.30	11.85	65.23

6.425-6.525GHz_802.11ax HEW40_Nss1,(MCS0)_4TX

6485MHz_TX

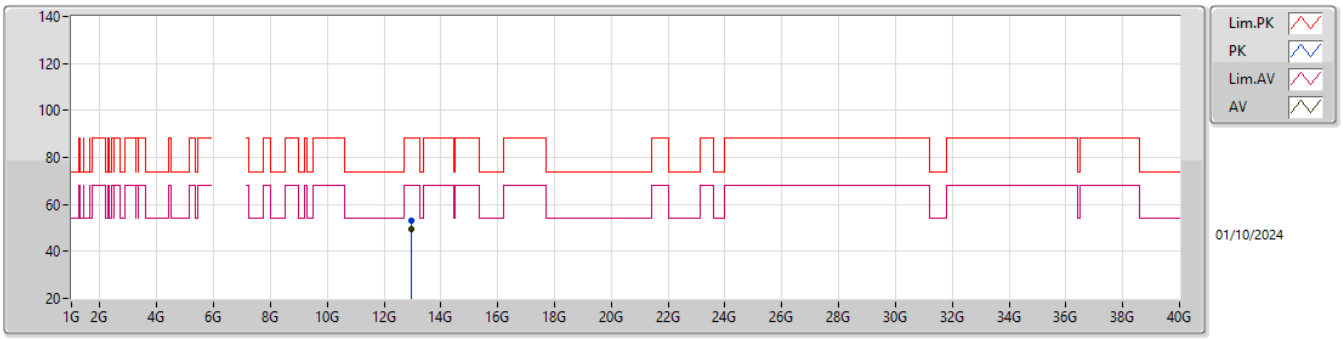

EUT X_4TX
Setting 4
03-E-E-2

Type	Freq	Level	Limit	Margin	Raw	Dist	Condition	Azimuth	Height	Comment	AF	CL	PA
	(Hz)	(dBuV/m)	(dBuV/m)	(dB)	(dBuV)	(m)		(°)	(m)		(dB)	(dB)	(dB)
PK	12.96994G	53.08	88.20	-35.12	67.16	3	Horizontal	22	1.91	-	39.30	11.85	65.23
RMS	12.96995G	49.23	68.20	-18.97	63.31	3	Horizontal	22	1.91	-	39.30	11.85	65.23

6.425-6.525GHz_802.11ax HEW40_Nss1,(MCS0)_4TX

6485MHz_TX

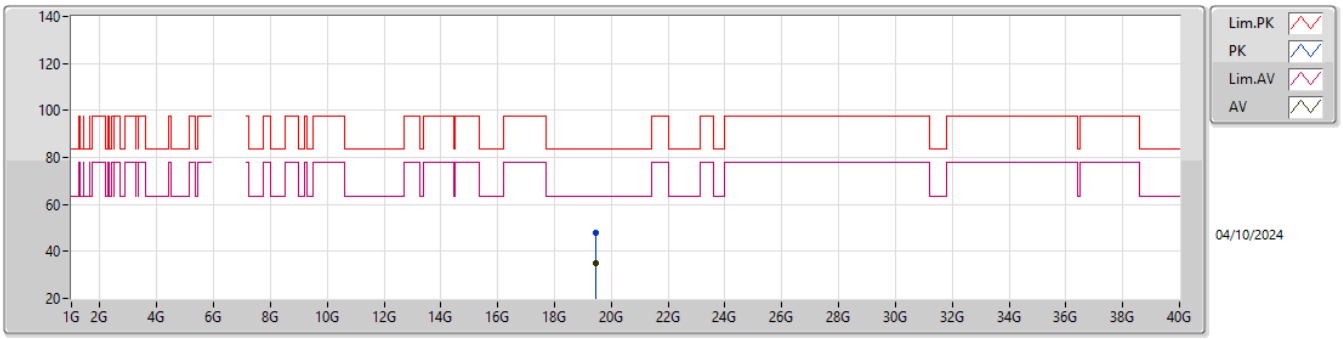

EUT X_4TX
Setting 4
03-E-S-5

Type	Freq	Level	Limit	Margin	Raw	Dist	Condition	Azimuth	Height	Comment	AF	CL	PA
	(Hz)	(dBuV/m)	(dBuV/m)	(dB)	(dBuV)	(m)		(°)	(m)		(dB)	(dB)	(dB)
PK	19.45164G	48.10	83.54	-35.44	44.82	1	Vertical	356	1.58	-	37.70	15.23	49.65
AV	19.45904G	34.80	63.54	-28.74	31.50	1	Vertical	356	1.58	-	37.72	15.23	49.65

6.425-6.525GHz_802.11ax HEW40_Nss1,(MCS0)_4TX

6485MHz_TX

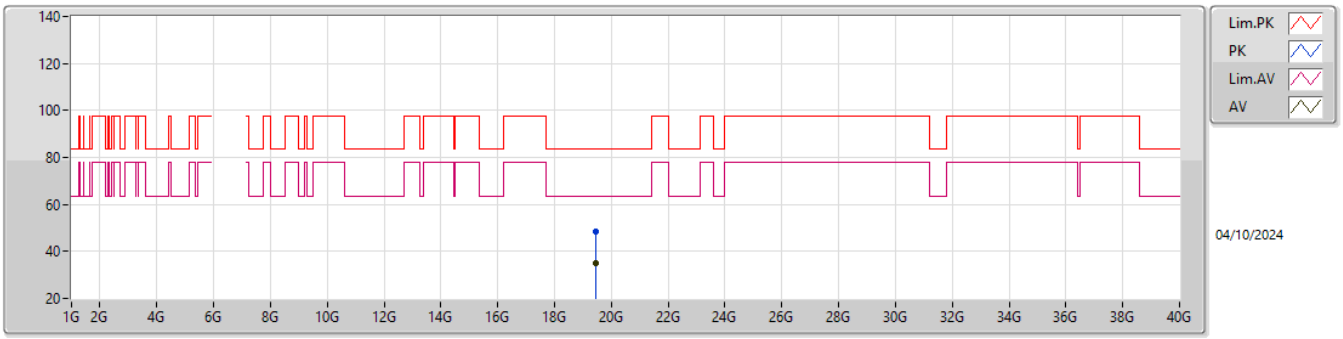

EUT X_4TX
Setting 4
03-E-S-5

Type	Freq	Level	Limit	Margin	Raw	Dist	Condition	Azimuth	Height	Comment	AF	CL	PA
	(Hz)	(dBuV/m)	(dBuV/m)	(dB)	(dBuV)	(m)		(°)	(m)		(dB)	(dB)	(dB)
PK	19.45832G	48.47	83.54	-35.07	45.17	1	Horizontal	89	1.52	-	37.72	15.23	49.65
AV	19.45702G	34.81	63.54	-28.73	31.52	1	Horizontal	89	1.52	-	37.71	15.23	49.65

6.425-6.525GHz_802.11ax HEW40_Nss1,(MCS0)_4TX

6525MHz Straddle 6.425-6.525GHz_TX

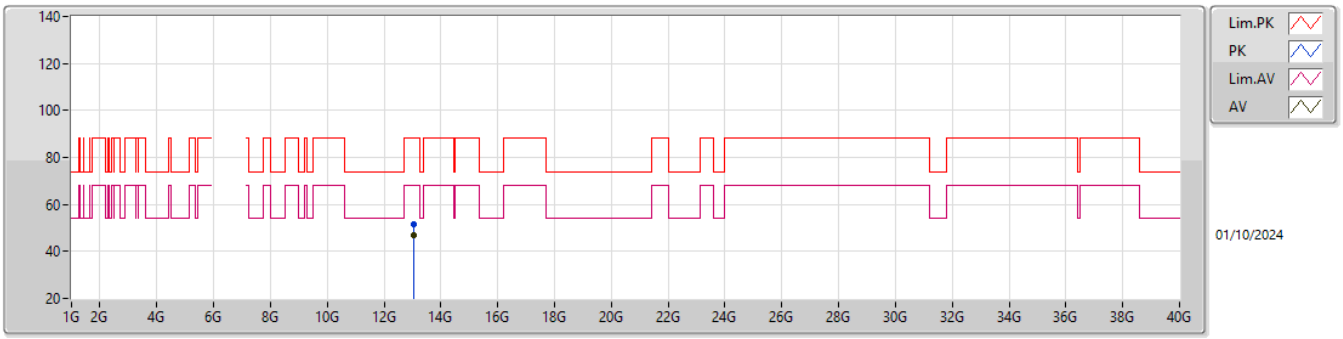

EUT X_4TX
Setting 3
03-E-E-2

Type	Freq	Level	Limit	Margin	Raw	Dist	Condition	Azimuth	Height	Comment	AF	CL	PA
	(Hz)	(dBuV/m)	(dBuV/m)	(dB)	(dBuV)	(m)		(°)	(m)		(dB)	(dB)	(dB)
PK	13.04994G	51.56	88.20	-36.64	65.41	3	Vertical	256	1.80	-	39.40	11.88	65.13
RMS	13.04996G	46.64	68.20	-21.56	60.49	3	Vertical	256	1.80	-	39.40	11.88	65.13

6.425-6.525GHz_802.11ax HEW40_Nss1,(MCS0)_4TX

6525MHz Straddle 6.425-6.525GHz_TX

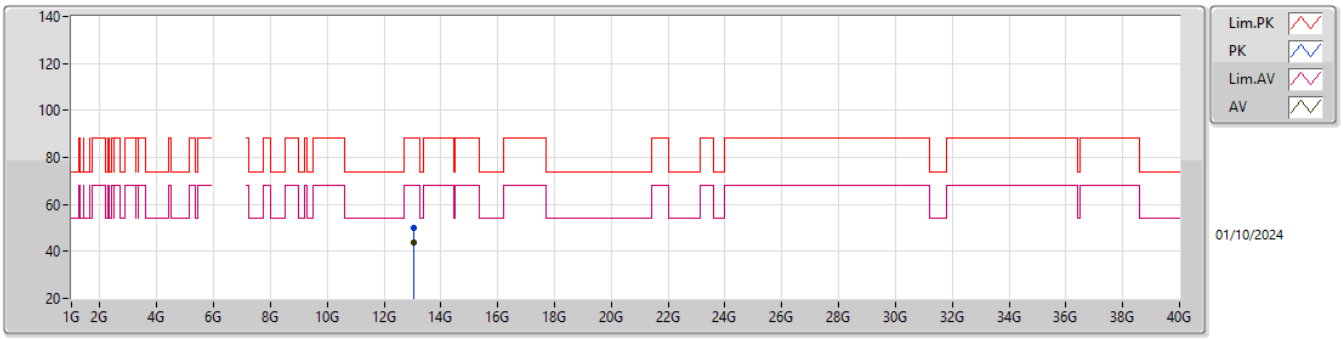

EUT X_4TX
Setting 3
03-E-E-2

Type	Freq	Level	Limit	Margin	Raw	Dist	Condition	Azimuth	Height	Comment	AF	CL	PA
	(Hz)	(dBuV/m)	(dBuV/m)	(dB)	(dBuV)	(m)		(°)	(m)		(dB)	(dB)	(dB)
PK	13.05012G	49.99	88.20	-38.21	63.84	3	Horizontal	50	1.80	-	39.40	11.88	65.13
RMS	13.04998G	43.63	68.20	-24.57	57.48	3	Horizontal	50	1.80	-	39.40	11.88	65.13

6.425-6.525GHz_802.11ax HEW40_Nss1,(MCS0)_4TX

6525MHz Straddle 6.425-6.525GHz_TX

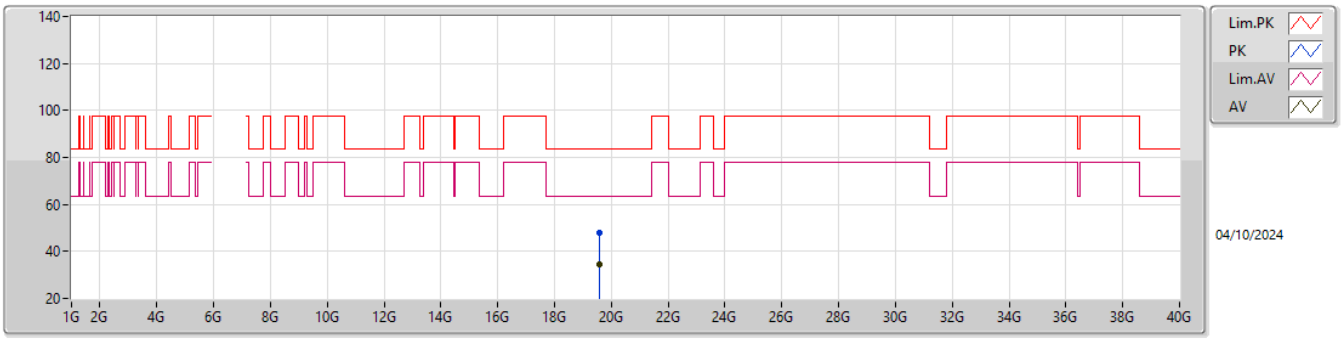

EUT X_4TX
Setting 3
03-E-S-5

Type	Freq	Level	Limit	Margin	Raw	Dist	Condition	Azimuth	Height	Comment	AF	CL	PA
	(Hz)	(dBuV/m)	(dBuV/m)	(dB)	(dBuV)	(m)		(°)	(m)		(dB)	(dB)	(dB)
PK	19.57408G	47.97	83.54	-35.57	44.67	1	Vertical	325	1.50	-	37.70	15.22	49.62
AV	19.57508G	34.62	63.54	-28.92	31.32	1	Vertical	325	1.50	-	37.70	15.22	49.62

6.425-6.525GHz_802.11ax HEW40_Nss1,(MCS0)_4TX

6525MHz Straddle 6.425-6.525GHz_TX

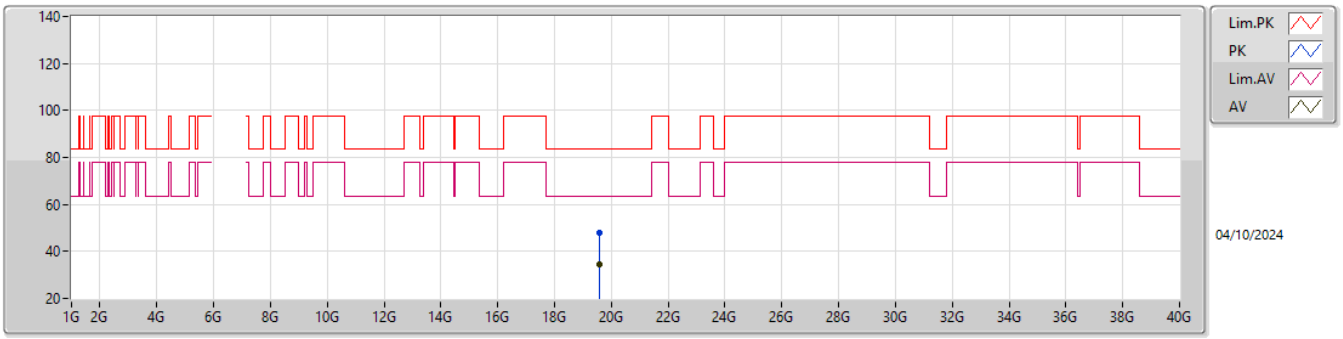

EUT X_4TX
Setting 3
03-E-S-5

Type	Freq	Level	Limit	Margin	Raw	Dist	Condition	Azimuth	Height	Comment	AF	CL	PA
	(Hz)	(dBuV/m)	(dBuV/m)	(dB)	(dBuV)	(m)		(°)	(m)		(dB)	(dB)	(dB)
PK	19.57784G	47.91	83.54	-35.63	44.61	1	Horizontal	254	1.56	-	37.70	15.22	49.62
AV	19.57634G	34.72	63.54	-28.82	31.42	1	Horizontal	254	1.56	-	37.70	15.22	49.62

6.525-6.875GHz_802.11ax HEW40_Nss1,(MCS0)_4TX

6565MHz_TX

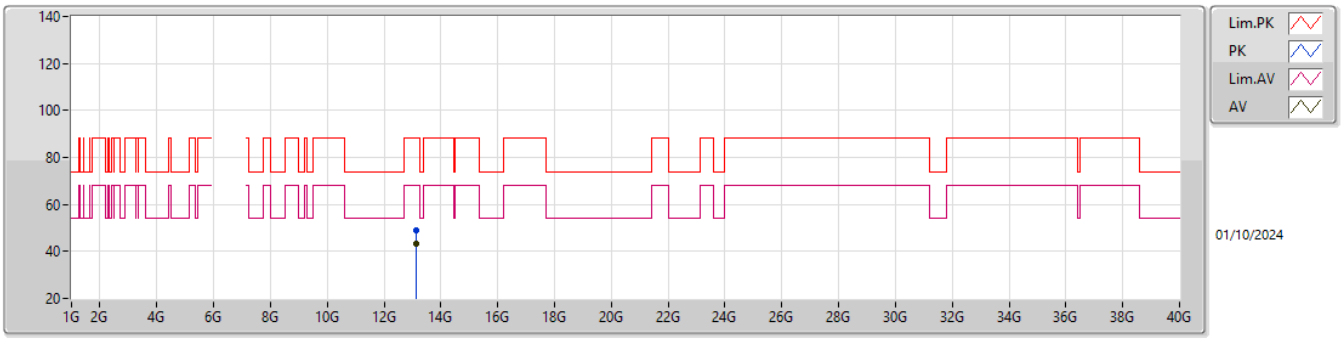

EUT X_4TX
Setting 4
03-E-E-2

Type	Freq	Level	Limit	Margin	Raw	Dist	Condition	Azimuth	Height	Comment	AF	CL	PA
	(Hz)	(dBuV/m)	(dBuV/m)	(dB)	(dBuV)	(m)		(°)	(m)		(dB)	(dB)	(dB)
PK	13.13014G	49.05	88.20	-39.15	62.53	3	Vertical	255	1.80	-	39.60	11.90	64.98
RMS	13.12997G	43.23	68.20	-24.97	56.71	3	Vertical	255	1.80	-	39.60	11.90	64.98

6.525-6.875GHz_802.11ax HEW40_Nss1,(MCS0)_4TX

6565MHz_TX

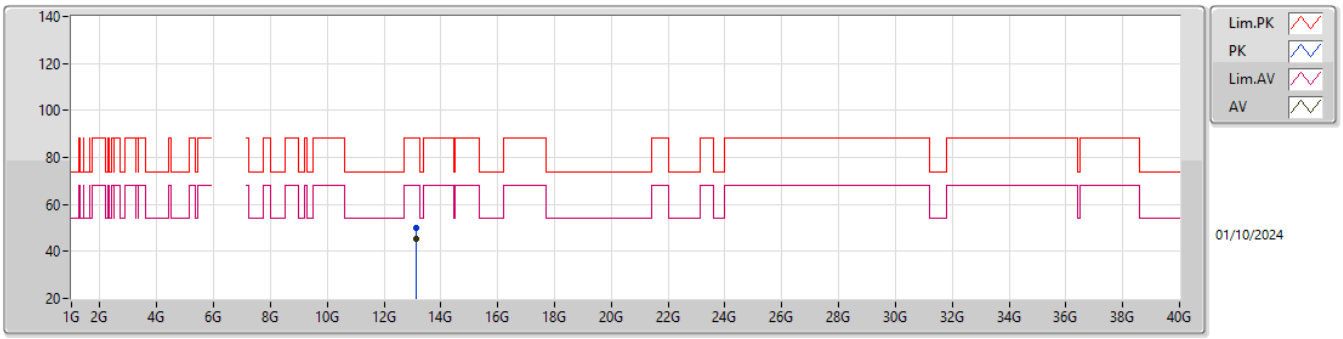

EUT X_4TX
Setting 4
03-E-E-2

Type	Freq	Level	Limit	Margin	Raw	Dist	Condition	Azimuth	Height	Comment	AF	CL	PA
	(Hz)	(dBuV/m)	(dBuV/m)	(dB)	(dBuV)	(m)		(°)	(m)		(dB)	(dB)	(dB)
PK	13.12999G	50.20	88.20	-38.00	63.68	3	Horizontal	317	1.90	-	39.60	11.90	64.98
RMS	13.12997G	45.10	68.20	-23.10	58.58	3	Horizontal	317	1.90	-	39.60	11.90	64.98

6.525-6.875GHz_802.11ax HEW40_Nss1,(MCS0)_4TX

6565MHz_TX

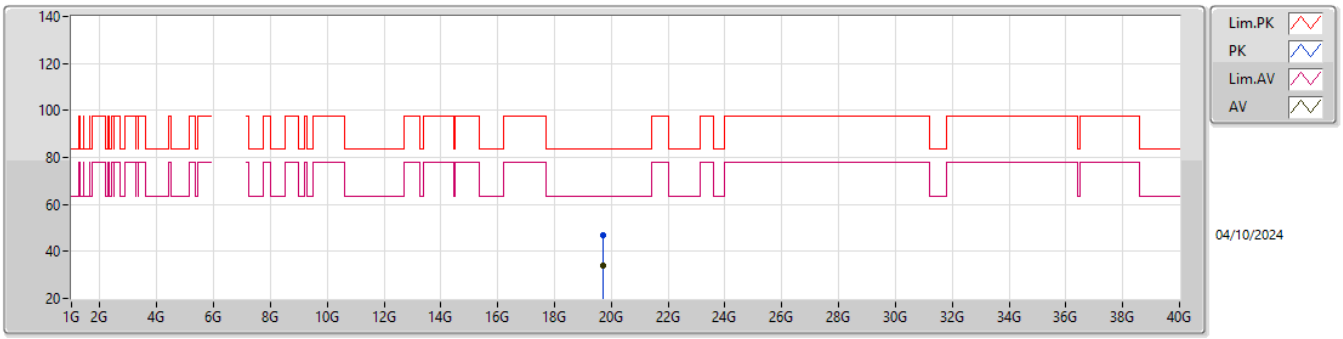

EUT X_4TX
Setting 4
03-E-S-5

Type	Freq	Level	Limit	Margin	Raw	Dist	Condition	Azimuth	Height	Comment	AF	CL	PA
	(Hz)	(dBuV/m)	(dBuV/m)	(dB)	(dBuV)	(m)		(°)	(m)		(dB)	(dB)	(dB)
PK	19.6973G	47.12	83.54	-36.42	43.72	1	Vertical	248	1.55	-	37.70	15.22	49.52
AV	19.69808G	33.97	63.54	-29.57	30.57	1	Vertical	248	1.55	-	37.70	15.22	49.52

6.525-6.875GHz_802.11ax HEW40_Nss1,(MCS0)_4TX

6565MHz_TX

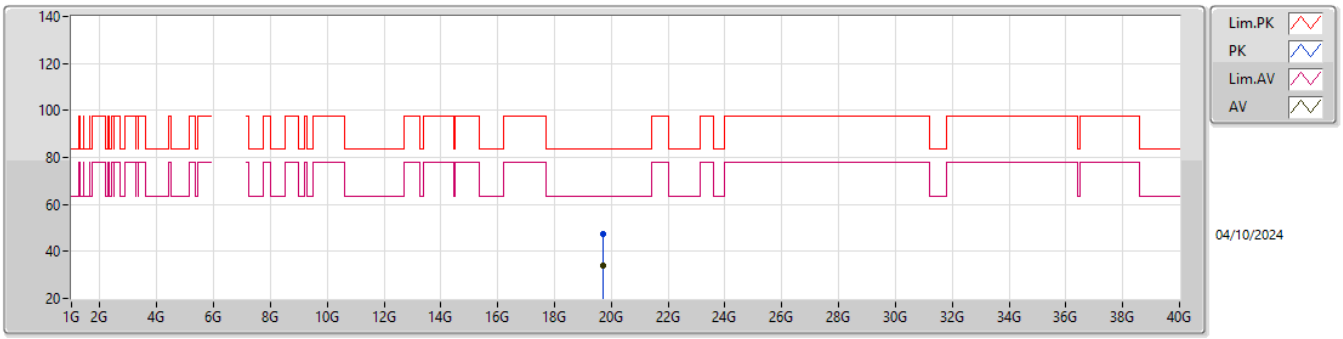

EUT X_4TX
Setting 4
03-E-S-5

Type	Freq	Level	Limit	Margin	Raw	Dist	Condition	Azimuth	Height	Comment	AF	CL	PA
	(Hz)	(dBuV/m)	(dBuV/m)	(dB)	(dBuV)	(m)		(°)	(m)		(dB)	(dB)	(dB)
PK	19.69588G	47.39	83.54	-36.15	43.99	1	Horizontal	172	1.50	-	37.70	15.22	49.52
AV	19.69052G	33.96	63.54	-29.58	30.56	1	Horizontal	172	1.50	-	37.70	15.22	49.52

6.525-6.875GHz_802.11ax HEW40_Nss1,(MCS0)_4TX

6685MHz_TX

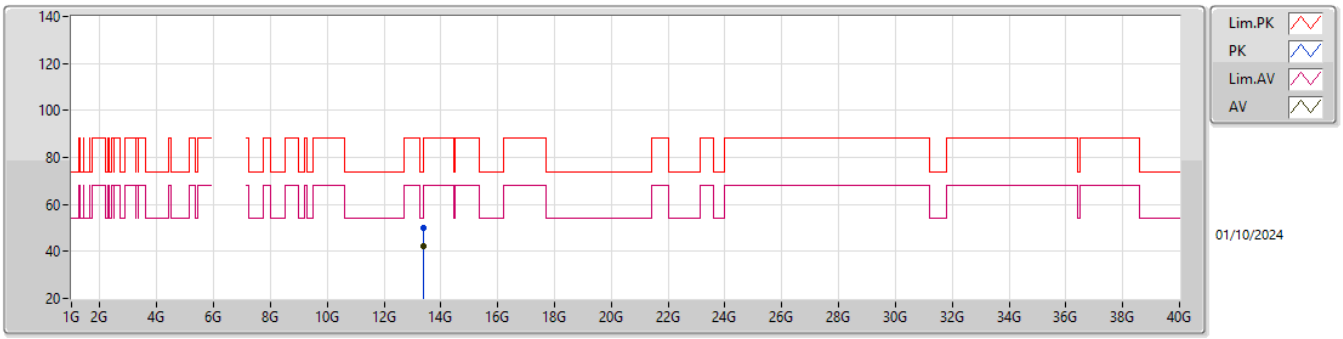

EUT X_4TX
Setting 2
03-E-E-2

Type	Freq	Level	Limit	Margin	Raw	Dist	Condition	Azimuth	Height	Comment	AF	CL	PA
	(Hz)	(dBuV/m)	(dBuV/m)	(dB)	(dBuV)	(m)		(°)	(m)		(dB)	(dB)	(dB)
PK	13.36994G	50.09	74.00	-23.91	62.57	3	Vertical	320	1.80	-	40.04	11.99	64.51
AV	13.36995G	42.15	54.00	-11.85	54.63	3	Vertical	320	1.80	-	40.04	11.99	64.51

6.525-6.875GHz_802.11ax HEW40_Nss1,(MCS0)_4TX

6685MHz_TX

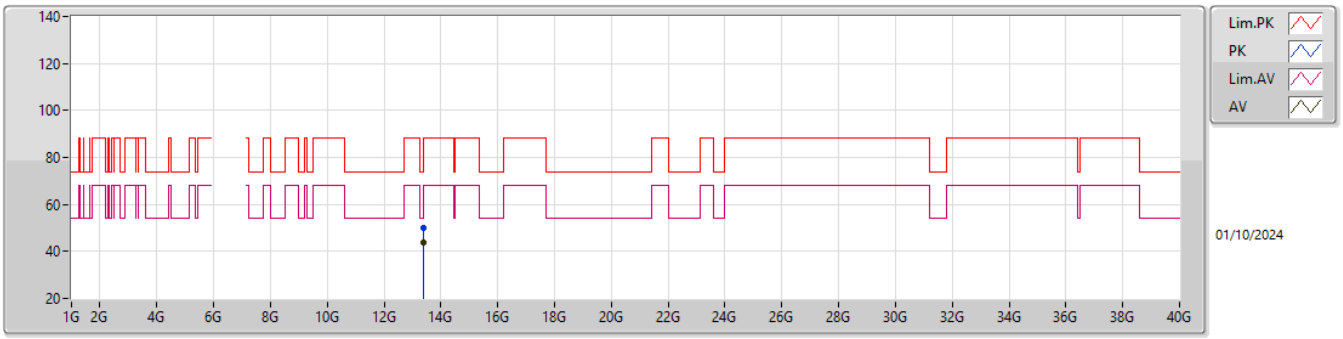

EUT X_4TX
Setting 2
03-E-E-2

Type	Freq	Level	Limit	Margin	Raw	Dist	Condition	Azimuth	Height	Comment	AF	CL	PA
	(Hz)	(dBuV/m)	(dBuV/m)	(dB)	(dBuV)	(m)		(°)	(m)		(dB)	(dB)	(dB)
PK	13.36992G	50.14	74.00	-23.86	62.62	3	Horizontal	152	1.95	-	40.04	11.99	64.51
AV	13.36997G	43.78	54.00	-10.22	56.26	3	Horizontal	152	1.95	-	40.04	11.99	64.51

6.525-6.875GHz_802.11ax HEW40_Nss1,(MCS0)_4TX

6685MHz_TX

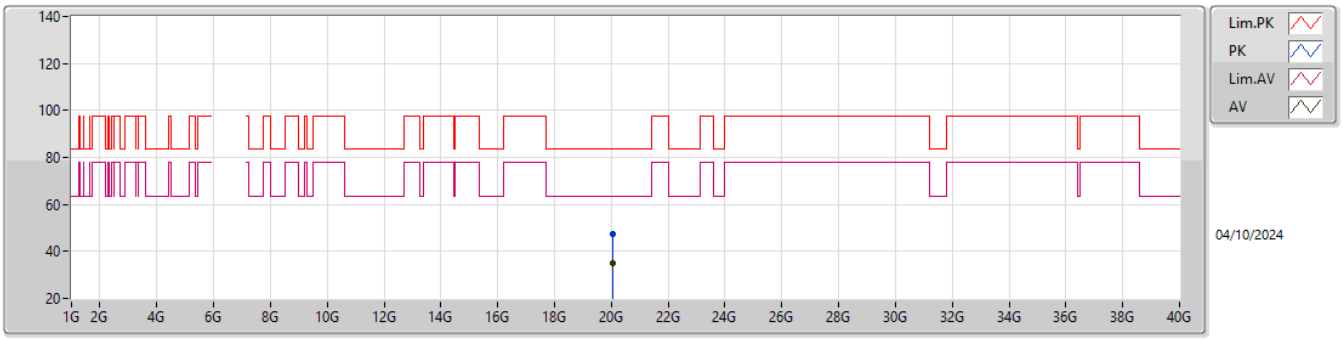

EUT X_4TX
Setting 2
03-E-S-5

Type	Freq	Level	Limit	Margin	Raw	Dist	Condition	Azimuth	Height	Comment	AF	CL	PA
	(Hz)	(dBuV/m)	(dBuV/m)	(dB)	(dBuV)	(m)		(°)	(m)		(dB)	(dB)	(dB)
PK	20.0584G	47.56	83.54	-35.98	43.76	1	Vertical	81	1.51	-	37.80	15.25	49.25
AV	20.05274G	35.10	63.54	-28.44	31.32	1	Vertical	81	1.51	-	37.80	15.24	49.26

6.525-6.875GHz_802.11ax HEW40_Nss1,(MCS0)_4TX

6685MHz_TX

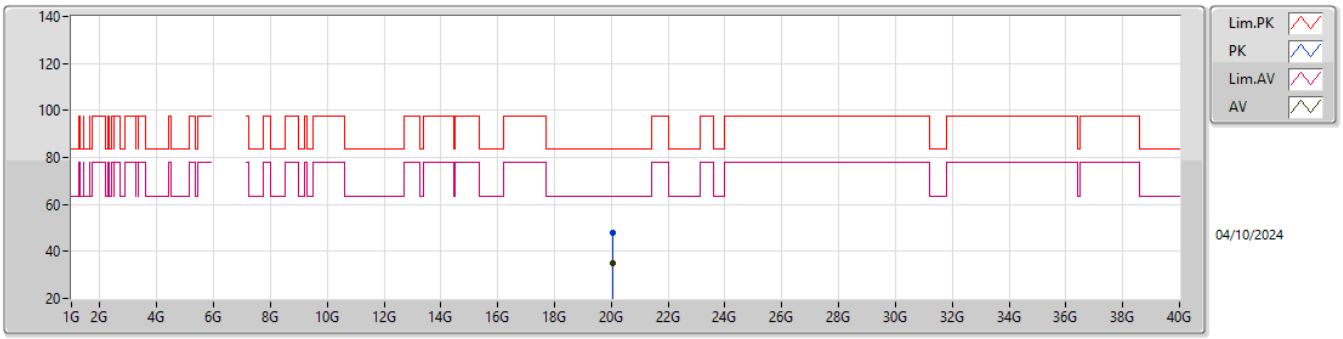

EUT X_4TX
Setting 2
03-E-S-5

Type	Freq	Level	Limit	Margin	Raw	Dist	Condition	Azimuth	Height	Comment	AF	CL	PA
	(Hz)	(dBuV/m)	(dBuV/m)	(dB)	(dBuV)	(m)		(°)	(m)		(dB)	(dB)	(dB)
PK	20.05732G	48.02	83.54	-35.52	44.23	1	Horizontal	204	1.56	-	37.80	15.25	49.26
AV	20.05292G	35.10	63.54	-28.44	31.32	1	Horizontal	204	1.56	-	37.80	15.24	49.26

6.525-6.875GHz_802.11ax HEW40_Nss1,(MCS0)_4TX

6885MHz Straddle 6.525-6.875GHz_TX

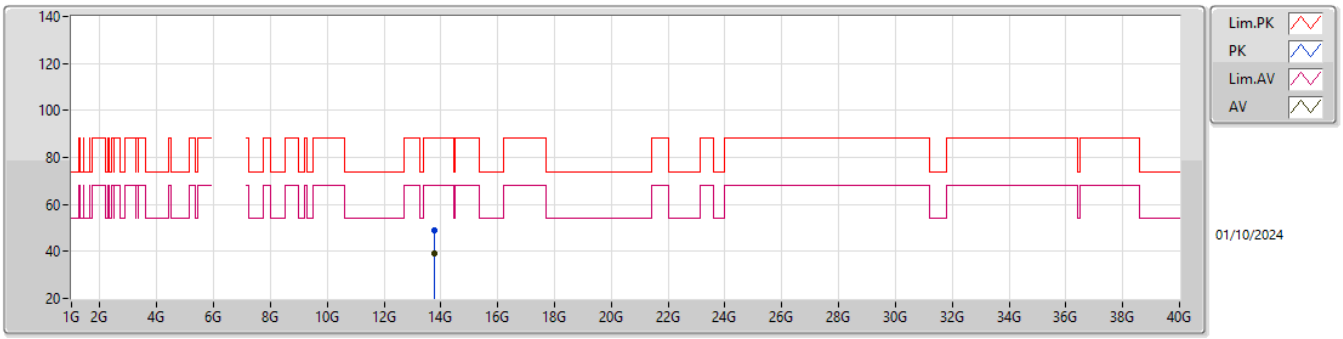

EUT X_4TX
Setting 3.5
03-E-E-2

Type	Freq	Level	Limit	Margin	Raw	Dist	Condition	Azimuth	Height	Comment	AF	CL	PA
	(Hz)	(dBuV/m)	(dBuV/m)	(dB)	(dBuV)	(m)		(°)	(m)		(dB)	(dB)	(dB)
PK	13.76984G	49.15	88.20	-39.05	60.76	3	Vertical	320	1.80	-	40.64	12.12	64.37
RMS	13.76989G	38.93	68.20	-29.27	50.54	3	Vertical	320	1.80	-	40.64	12.12	64.37

6.525-6.875GHz_802.11ax HEW40_Nss1,(MCS0)_4TX

6885MHz Straddle 6.525-6.875GHz_TX

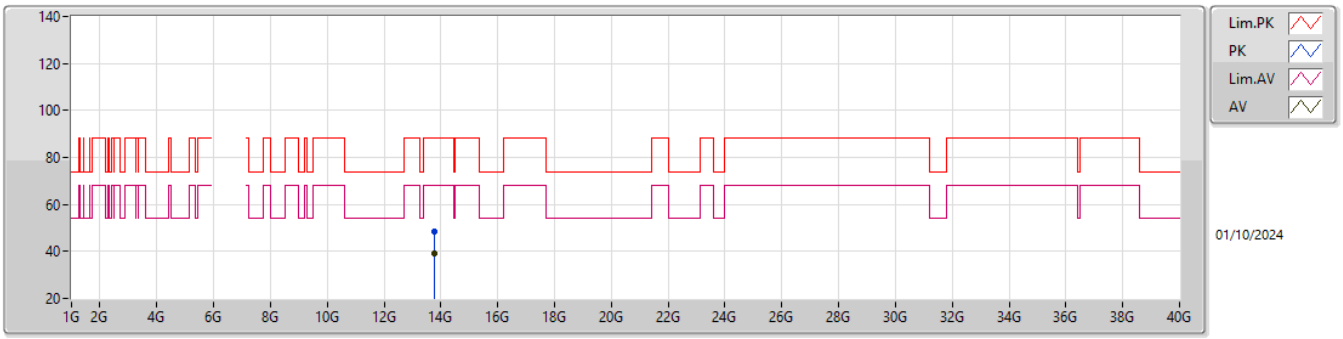

EUT X_4TX
Setting 3.5
03-E-E-2

Type	Freq	Level	Limit	Margin	Raw	Dist	Condition	Azimuth	Height	Comment	AF	CL	PA
	(Hz)	(dBuV/m)	(dBuV/m)	(dB)	(dBuV)	(m)		(°)	(m)		(dB)	(dB)	(dB)
PK	13.76991G	48.34	88.20	-39.86	59.95	3	Horizontal	283	1.80	-	40.64	12.12	64.37
RMS	13.76994G	39.13	68.20	-29.07	50.74	3	Horizontal	283	1.80	-	40.64	12.12	64.37

6.525-6.875GHz_802.11ax HEW40_Nss1,(MCS0)_4TX

6885MHz Straddle 6.525-6.875GHz_TX

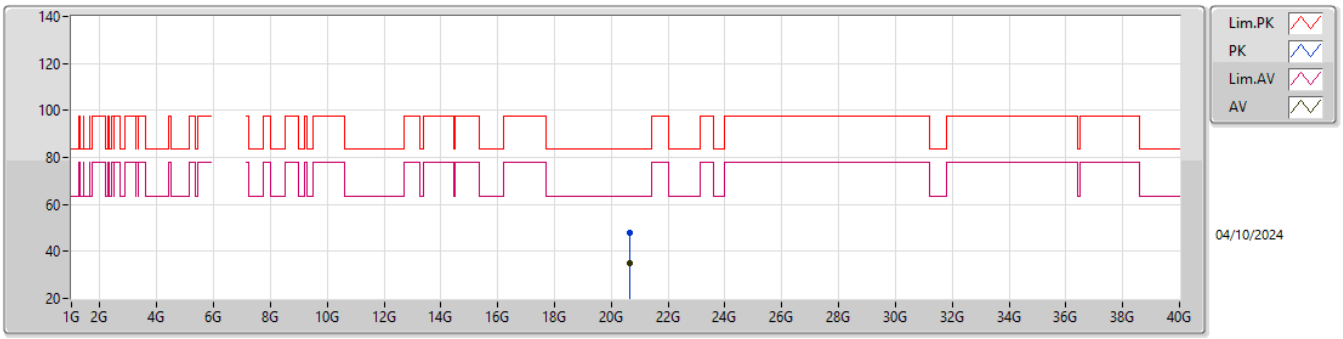

EUT X_4TX
Setting 3.5
03-E-S-5

Type	Freq	Level	Limit	Margin	Raw	Dist	Condition	Azimuth	Height	Comment	AF	CL	PA
	(Hz)	(dBuV/m)	(dBuV/m)	(dB)	(dBuV)	(m)		(°)	(m)		(dB)	(dB)	(dB)
PK	20.65078G	47.74	83.54	-35.80	43.18	1	Vertical	47	1.55	-	37.90	15.72	49.06
AV	20.65702G	34.84	63.54	-28.70	30.27	1	Vertical	47	1.55	-	37.90	15.73	49.06

6.525-6.875GHz_802.11ax HEW40_Nss1,(MCS0)_4TX

6885MHz Straddle 6.525-6.875GHz_TX

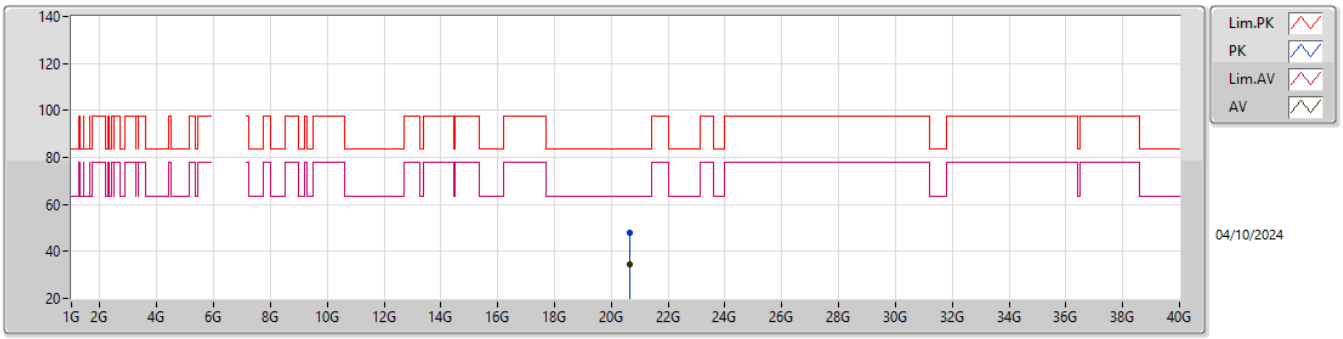

EUT X_4TX
Setting 3.5
03-E-S-5

Type	Freq	Level	Limit	Margin	Raw	Dist	Condition	Azimuth	Height	Comment	AF	CL	PA
	(Hz)	(dBuV/m)	(dBuV/m)	(dB)	(dBuV)	(m)		(°)	(m)		(dB)	(dB)	(dB)
PK	20.65414G	48.05	83.54	-35.49	43.49	1	Horizontal	301	1.53	-	37.90	15.72	49.06
AV	20.6516G	34.74	63.54	-28.80	30.18	1	Horizontal	301	1.53	-	37.90	15.72	49.06

6.875-7.125GHz_802.11ax HEW40_Nss1,(MCS0)_4TX

6925MHz_TX

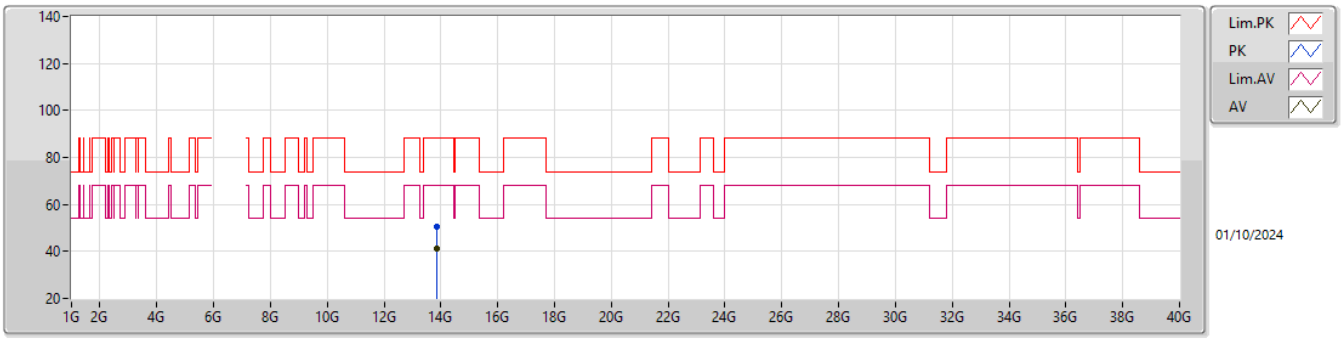

EUT X_4TX
Setting 4
03-E-E-2

Type	Freq	Level	Limit	Margin	Raw	Dist	Condition	Azimuth	Height	Comment	AF	CL	PA
	(Hz)	(dBuV/m)	(dBuV/m)	(dB)	(dBuV)	(m)		(°)	(m)		(dB)	(dB)	(dB)
PK	13.8497G	50.34	88.20	-37.86	61.79	3	Vertical	77	1.78	-	40.80	12.15	64.40
RMS	13.85004G	41.00	68.20	-27.20	52.45	3	Vertical	77	1.78	-	40.80	12.15	64.40

6.875-7.125GHz_802.11ax HEW40_Nss1,(MCS0)_4TX

6925MHz_TX

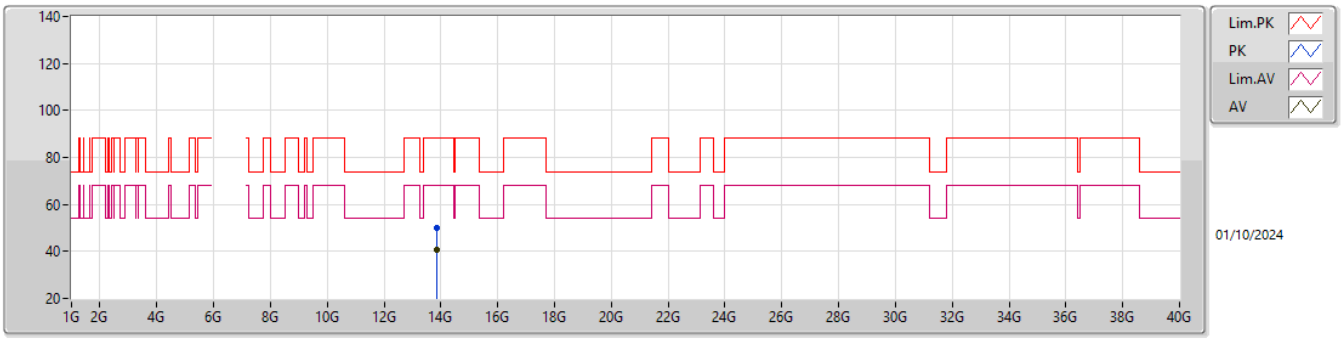

EUT X_4TX
Setting 4
03-E-E-2

Type	Freq	Level	Limit	Margin	Raw	Dist	Condition	Azimuth	Height	Comment	AF	CL	PA
	(Hz)	(dBuV/m)	(dBuV/m)	(dB)	(dBuV)	(m)		(°)	(m)		(dB)	(dB)	(dB)
PK	13.84994G	50.01	88.20	-38.19	61.46	3	Horizontal	215	1.80	-	40.80	12.15	64.40
RMS	13.84994G	40.51	68.20	-27.69	51.96	3	Horizontal	215	1.80	-	40.80	12.15	64.40

6.875-7.125GHz_802.11ax HEW40_Nss1,(MCS0)_4TX

6925MHz_TX

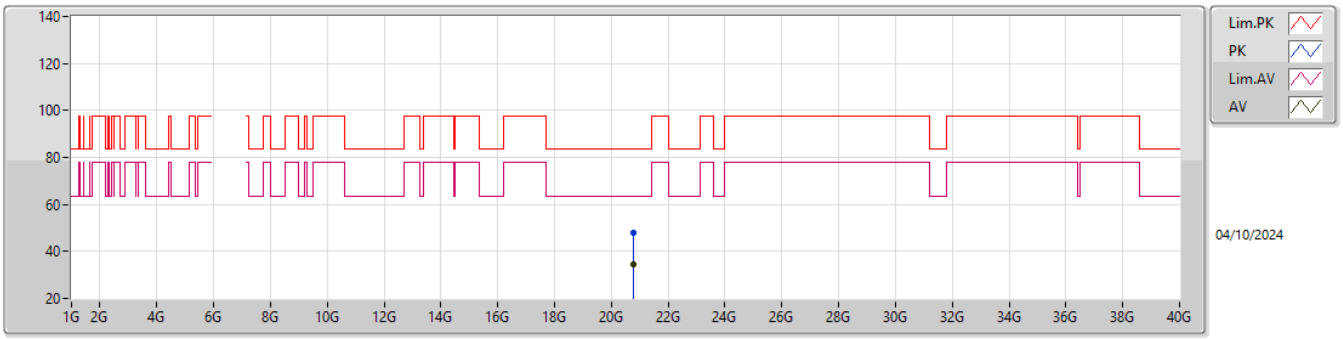

EUT X_4TX
Setting 4
03-E-S-5

Type	Freq	Level	Limit	Margin	Raw	Dist	Condition	Azimuth	Height	Comment	AF	CL	PA
	(Hz)	(dBuV/m)	(dBuV/m)	(dB)	(dBuV)	(m)		(°)	(m)		(dB)	(dB)	(dB)
PK	20.77828G	47.69	83.54	-35.85	42.97	1	Vertical	90	1.54	-	37.90	15.82	49.00
AV	20.77286G	34.34	63.54	-29.20	29.62	1	Vertical	90	1.54	-	37.90	15.82	49.00

6.875-7.125GHz_802.11ax HEW40_Nss1,(MCS0)_4TX

6925MHz_TX

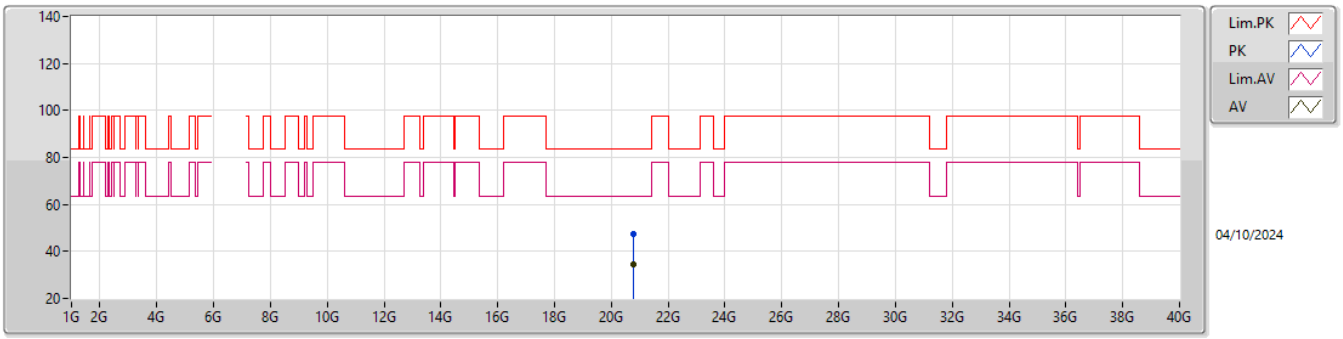

EUT X_4TX
Setting 4
03-E-S-5

Type	Freq	Level	Limit	Margin	Raw	Dist	Condition	Azimuth	Height	Comment	AF	CL	PA
	(Hz)	(dBuV/m)	(dBuV/m)	(dB)	(dBuV)	(m)		(°)	(m)		(dB)	(dB)	(dB)
PK	20.77836G	47.53	83.54	-36.01	42.81	1	Horizontal	61	1.55	-	37.90	15.82	49.00
AV	20.77014G	34.46	63.54	-29.08	29.74	1	Horizontal	61	1.55	-	37.90	15.82	49.00

6.875-7.125GHz_802.11ax HEW40_Nss1,(MCS0)_4TX

7005MHz_TX

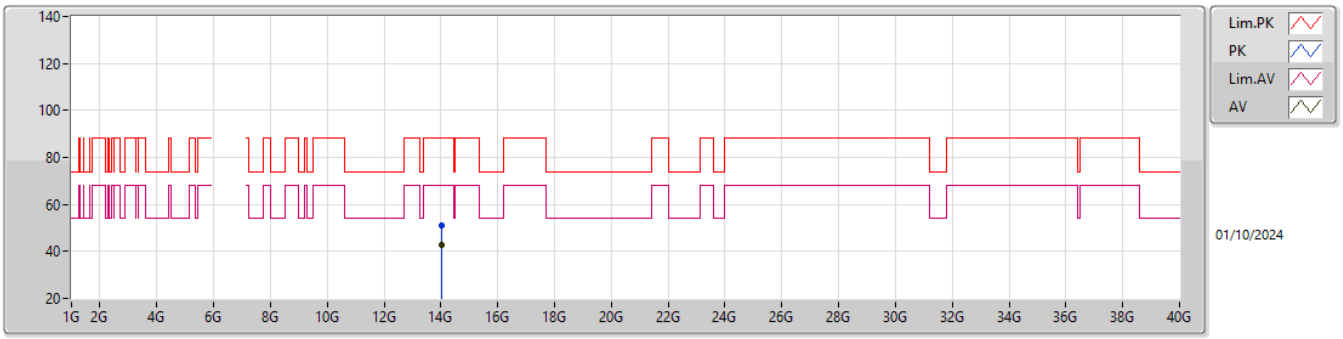

EUT X_4TX
Setting 4.5
03-E-E-2

Type	Freq	Level	Limit	Margin	Raw	Dist	Condition	Azimuth	Height	Comment	AF	CL	PA
	(Hz)	(dBuV/m)	(dBuV/m)	(dB)	(dBuV)	(m)		(°)	(m)		(dB)	(dB)	(dB)
PK	14.00984G	51.26	88.20	-36.94	62.30	3	Vertical	64	1.80	-	41.20	12.20	64.44
RMS	14.00995G	42.83	68.20	-25.37	53.87	3	Vertical	64	1.80	-	41.20	12.20	64.44

6.875-7.125GHz_802.11ax HEW40_Nss1,(MCS0)_4TX

7005MHz_TX

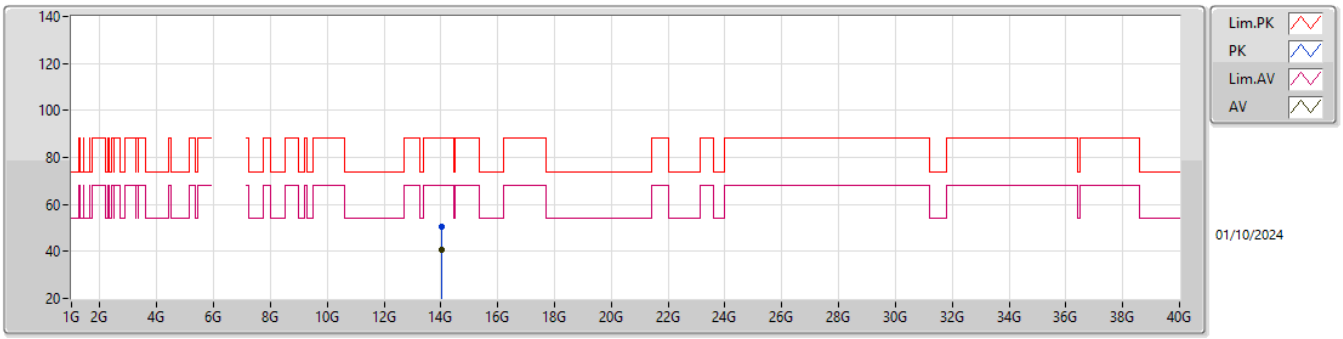

EUT X_4TX
Setting 4.5
03-E-E-2

Type	Freq	Level	Limit	Margin	Raw	Dist	Condition	Azimuth	Height	Comment	AF	CL	PA
	(Hz)	(dBuV/m)	(dBuV/m)	(dB)	(dBuV)	(m)		(°)	(m)		(dB)	(dB)	(dB)
PK	14.00978G	50.26	88.20	-37.94	61.30	3	Horizontal	36	1.80	-	41.20	12.20	64.44
RMS	14.00996G	40.60	68.20	-27.60	51.64	3	Horizontal	36	1.80	-	41.20	12.20	64.44

6.875-7.125GHz_802.11ax HEW40_Nss1,(MCS0)_4TX

7005MHz_TX

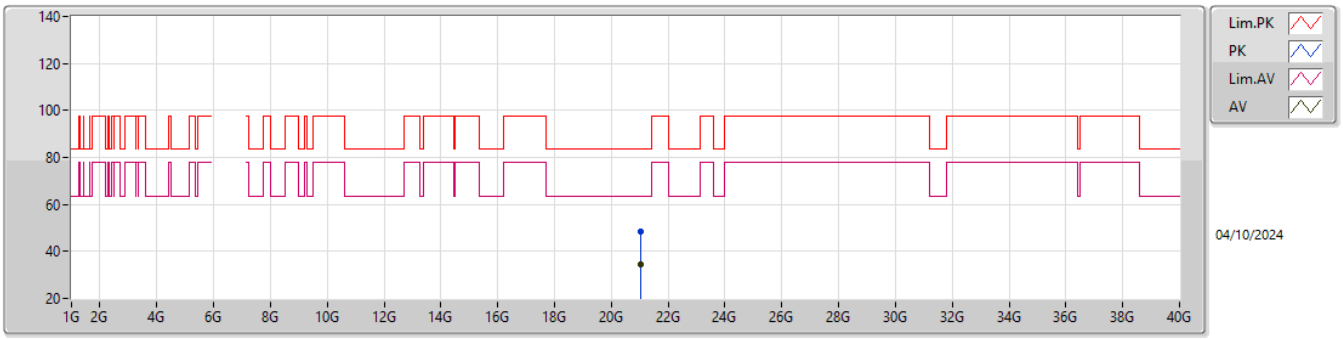

EUT X_4TX
Setting 4.5
03-E-S-5

Type	Freq	Level	Limit	Margin	Raw	Dist	Condition	Azimuth	Height	Comment	AF	CL	PA
	(Hz)	(dBuV/m)	(dBuV/m)	(dB)	(dBuV)	(m)		(°)	(m)		(dB)	(dB)	(dB)
PK	21.01324G	48.24	83.54	-35.30	43.11	1	Vertical	12	1.58	-	38.00	16.01	48.88
AV	21.01808G	34.59	63.54	-28.95	29.46	1	Vertical	12	1.58	-	38.00	16.01	48.88

6.875-7.125GHz_802.11ax HEW40_Nss1,(MCS0)_4TX

7005MHz_TX

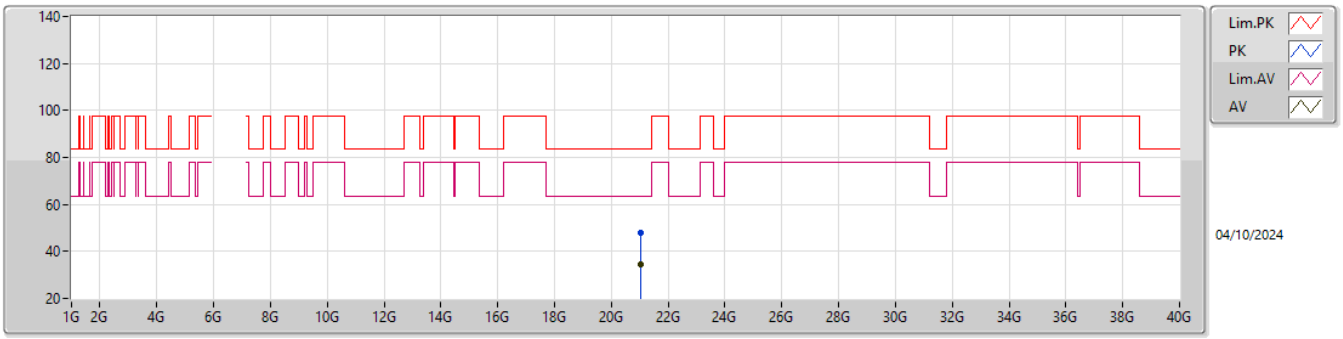

EUT X_4TX
Setting 4.5
03-E-S-5

Type	Freq	Level	Limit	Margin	Raw	Dist	Condition	Azimuth	Height	Comment	AF	CL	PA
	(Hz)	(dBuV/m)	(dBuV/m)	(dB)	(dBuV)	(m)		(°)	(m)		(dB)	(dB)	(dB)
PK	21.01764G	47.89	83.54	-35.65	42.76	1	Horizontal	226	1.58	-	38.00	16.01	48.88
AV	21.01784G	34.60	63.54	-28.94	29.47	1	Horizontal	226	1.58	-	38.00	16.01	48.88

6.875-7.125GHz_802.11ax HEW40_Nss1,(MCS0)_4TX

7085MHz_TX

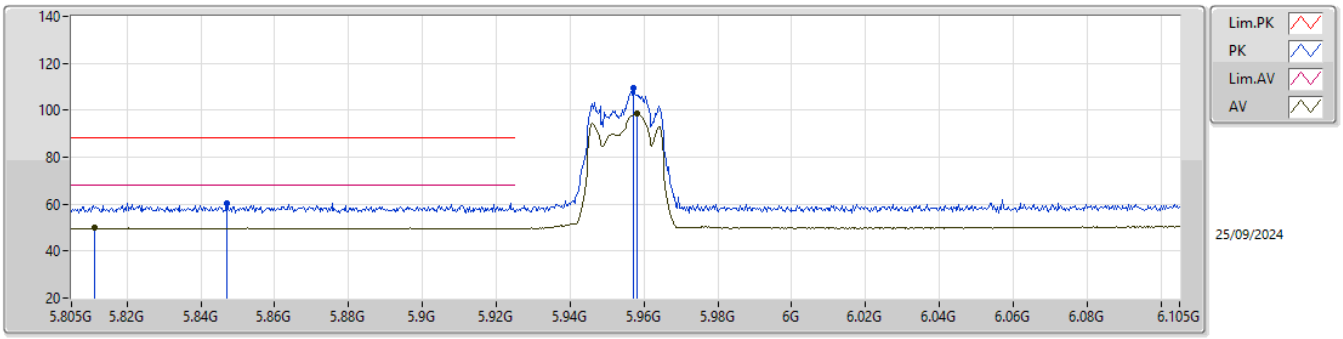

EUT X_4TX
Setting 4
03-E-S-5-10

Type	Freq	Level	Limit	Margin	Raw	Dist	Condition	Azimuth	Height	Comment	AF	CL	PA
	(Hz)	(dBuV/m)	(dBuV/m)	(dB)	(dBuV)	(m)		(°)	(m)		(dB)	(dB)	(dB)
PK	5.847G	60.59	88.20	-27.61	53.94	3	Vertical	275	1.61	-	34.29	7.57	35.21
RMS	5.8113G	49.79	68.20	-18.41	43.24	3	Vertical	275	1.61	-	34.22	7.54	35.21
PK	5.9571G	109.64	Inf	-Inf	102.57	3	Vertical	275	1.61	-	34.60	7.66	35.19
RMS	5.958G	98.72	Inf	-Inf	91.65	3	Vertical	275	1.61	-	34.60	7.66	35.19

6.875-7.125GHz_802.11ax HEW40_Nss1,(MCS0)_4TX

7085MHz_TX

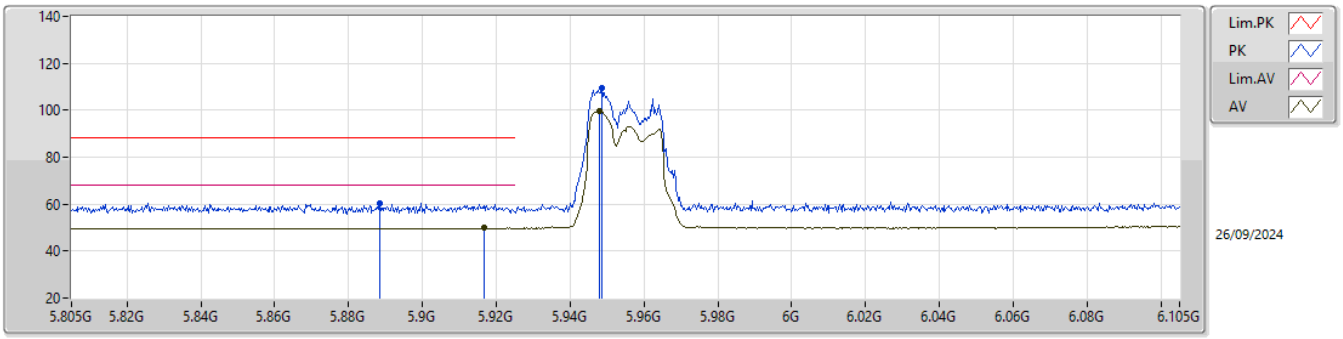

EUT X_4TX
Setting 4
03-E-S-5-10

Type	Freq	Level	Limit	Margin	Raw	Dist	Condition	Azimuth	Height	Comment	AF	CL	PA
	(Hz)	(dBuV/m)	(dBuV/m)	(dB)	(dBuV)	(m)		(°)	(m)		(dB)	(dB)	(dB)
PK	5.8884G	60.39	88.20	-27.81	53.54	3	Horizontal	270	1.64	-	34.45	7.60	35.20
RMS	5.9166G	49.83	68.20	-18.37	42.88	3	Horizontal	270	1.64	-	34.53	7.62	35.20
PK	5.9487G	109.65	Inf	-Inf	102.60	3	Horizontal	270	1.64	-	34.60	7.65	35.20
RMS	5.9478G	99.76	Inf	-Inf	92.71	3	Horizontal	270	1.64	-	34.60	7.65	35.20

6.875-7.125GHz_802.11ax HEW40_Nss1,(MCS0)_4TX

7085MHz_TX

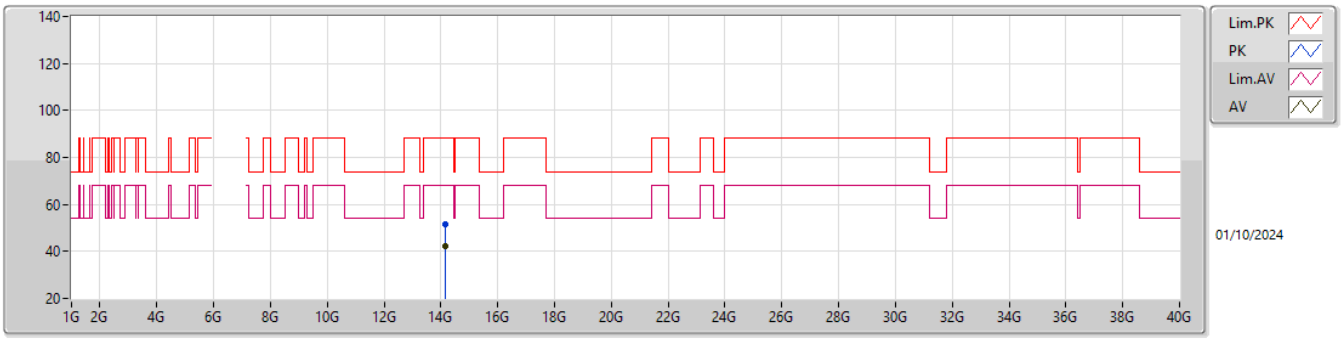

EUT X_4TX
Setting 4
03-E-E-2

Type	Freq	Level	Limit	Margin	Raw	Dist	Condition	Azimuth	Height	Comment	AF	CL	PA
	(Hz)	(dBuV/m)	(dBuV/m)	(dB)	(dBuV)	(m)		(°)	(m)		(dB)	(dB)	(dB)
PK	14.16971G	51.53	88.20	-36.67	61.79	3	Vertical	21	1.80	-	41.58	12.25	64.09
RMS	14.16999G	42.07	68.20	-26.13	52.33	3	Vertical	21	1.80	-	41.58	12.25	64.09

6.875-7.125GHz_802.11ax HEW40_Nss1,(MCS0)_4TX

7085MHz_TX

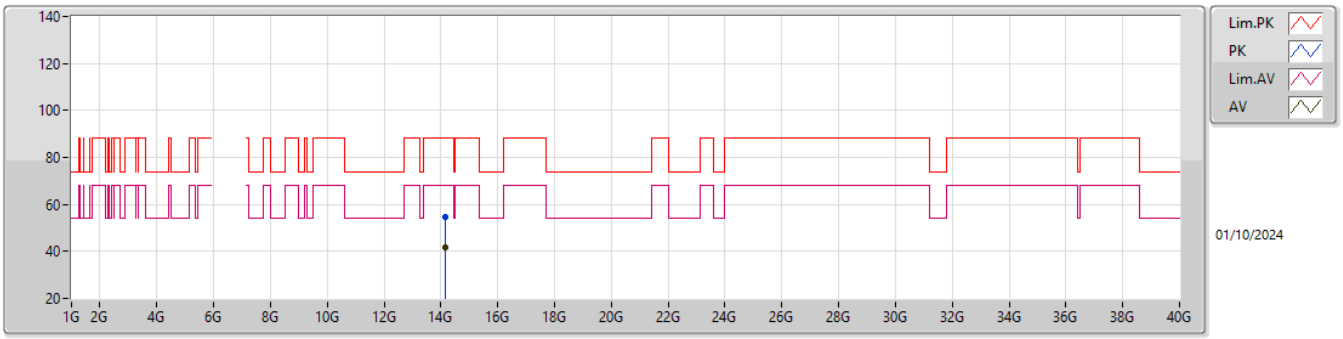

EUT X_4TX
Setting 4
03-E-E-2

Type	Freq	Level	Limit	Margin	Raw	Dist	Condition	Azimuth	Height	Comment	AF	CL	PA
	(Hz)	(dBuV/m)	(dBuV/m)	(dB)	(dBuV)	(m)		(°)	(m)		(dB)	(dB)	(dB)
PK	14.17186G	54.65	88.20	-33.55	64.90	3	Horizontal	47	1.80	-	41.59	12.25	64.09
RMS	14.16517G	41.55	68.20	-26.65	51.84	3	Horizontal	47	1.80	-	41.56	12.25	64.10

6.875-7.125GHz_802.11ax HEW40_Nss1,(MCS0)_4TX

7085MHz_TX

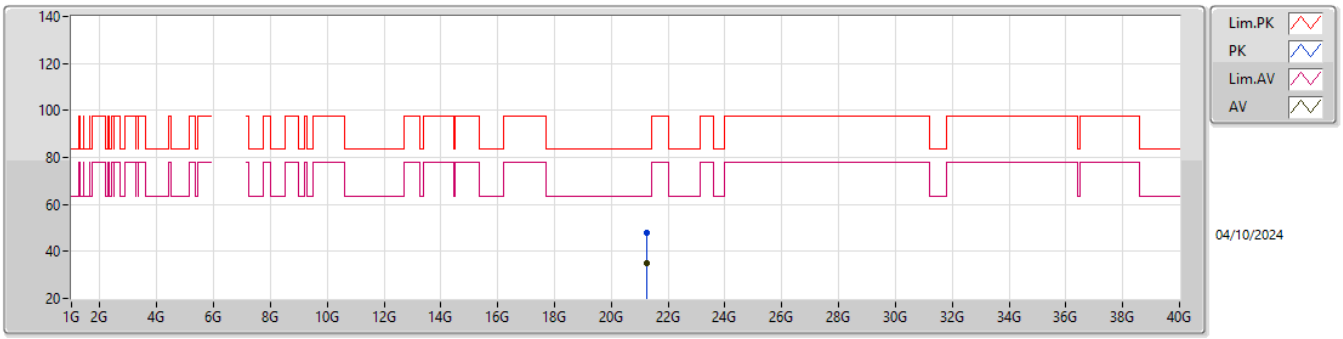

EUT X_4TX
Setting 4
03-E-S-5

Type	Freq	Level	Limit	Margin	Raw	Dist	Condition	Azimuth	Height	Comment	AF	CL	PA
	(Hz)	(dBuV/m)	(dBuV/m)	(dB)	(dBuV)	(m)		(°)	(m)		(dB)	(dB)	(dB)
PK	21.25316G	47.79	83.54	-35.75	42.43	1	Vertical	183	1.51	-	38.01	16.20	48.85
AV	21.25654G	34.90	63.54	-28.64	29.53	1	Vertical	183	1.51	-	38.01	16.21	48.85

6.875-7.125GHz_802.11ax HEW40_Nss1,(MCS0)_4TX

7085MHz_TX

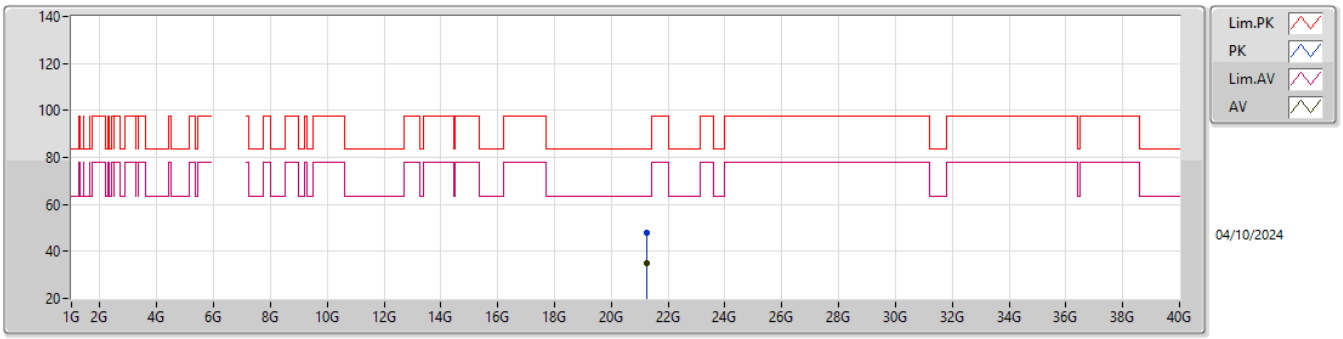

EUT X_4TX
Setting 4
03-E-S-5

Type	Freq	Level	Limit	Margin	Raw	Dist	Condition	Azimuth	Height	Comment	AF	CL	PA
	(Hz)	(dBuV/m)	(dBuV/m)	(dB)	(dBuV)	(m)		(°)	(m)		(dB)	(dB)	(dB)
PK	21.2551G	48.18	83.54	-35.36	42.82	1	Horizontal	205	1.58	-	38.01	16.20	48.85
AV	21.25382G	34.87	63.54	-28.67	29.51	1	Horizontal	205	1.58	-	38.01	16.20	48.85

5.925-6.425GHz_802.11ax HEW80_Nss1,(MCS0)_4TX

5985MHz_TX

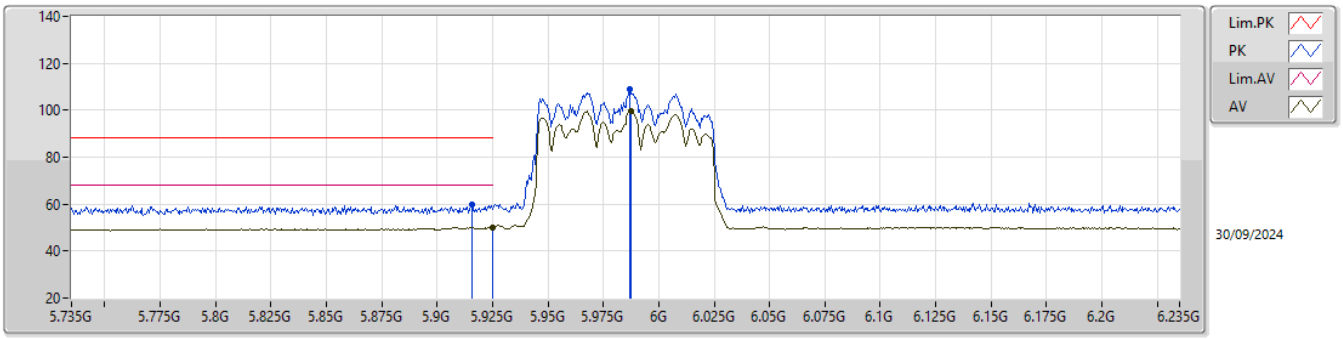

EUT X_4TX
Setting 6
03-E-S-5-10

Type	Freq	Level	Limit	Margin	Raw	Dist	Condition	Azimuth	Height	Comment	AF	CL	PA
	(Hz)	(dBuV/m)	(dBuV/m)	(dB)	(dBuV)	(m)		(°)	(m)		(dB)	(dB)	(dB)
PK	5.9155G	59.73	88.20	-28.47	52.78	3	Vertical	356	1.80	-	34.53	7.62	35.20
RMS	5.925G	50.21	68.20	-17.99	43.23	3	Vertical	356	1.80	-	34.55	7.63	35.20
PK	5.987G	108.99	Inf	-Inf	101.90	3	Vertical	356	1.80	-	34.60	7.68	35.19
RMS	5.9875G	99.54	Inf	-Inf	92.45	3	Vertical	356	1.80	-	34.60	7.68	35.19

5.925-6.425GHz_802.11ax HEW80_Nss1,(MCS0)_4TX

5985MHz_TX

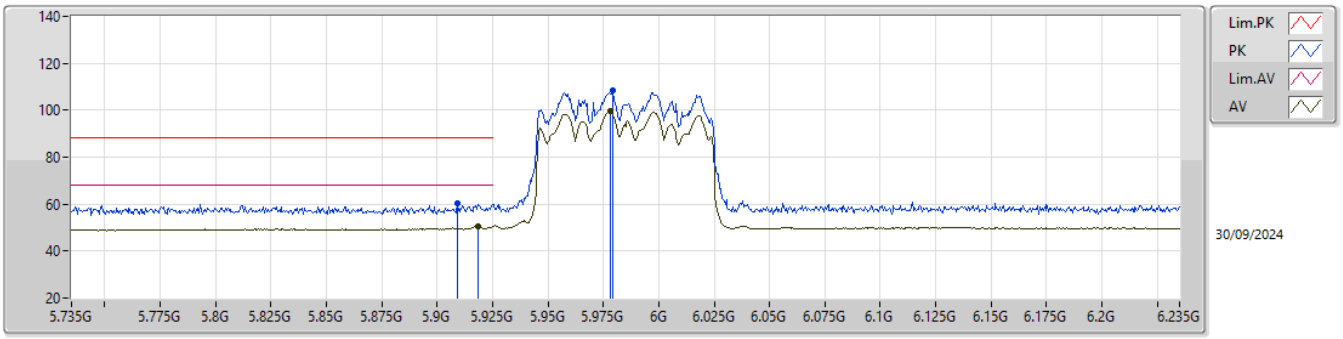

EUT X_4TX
Setting 6
03-E-S-5-10

Type	Freq	Level	Limit	Margin	Raw	Dist	Condition	Azimuth	Height	Comment	AF	CL	PA
	(Hz)	(dBuV/m)	(dBuV/m)	(dB)	(dBuV)	(m)		(°)	(m)		(dB)	(dB)	(dB)
PK	5.909G	60.31	88.20	-27.89	53.37	3	Horizontal	359	1.80	-	34.52	7.62	35.20
RMS	5.9185G	50.47	68.20	-17.73	43.51	3	Horizontal	359	1.80	-	34.54	7.62	35.20
PK	5.9795G	108.43	Inf	-Inf	101.35	3	Horizontal	359	1.80	-	34.60	7.67	35.19
RMS	5.978G	99.58	Inf	-Inf	92.50	3	Horizontal	359	1.80	-	34.60	7.67	35.19

5.925-6.425GHz_802.11ax HEW80_Nss1,(MCS0)_4TX

5985MHz_TX

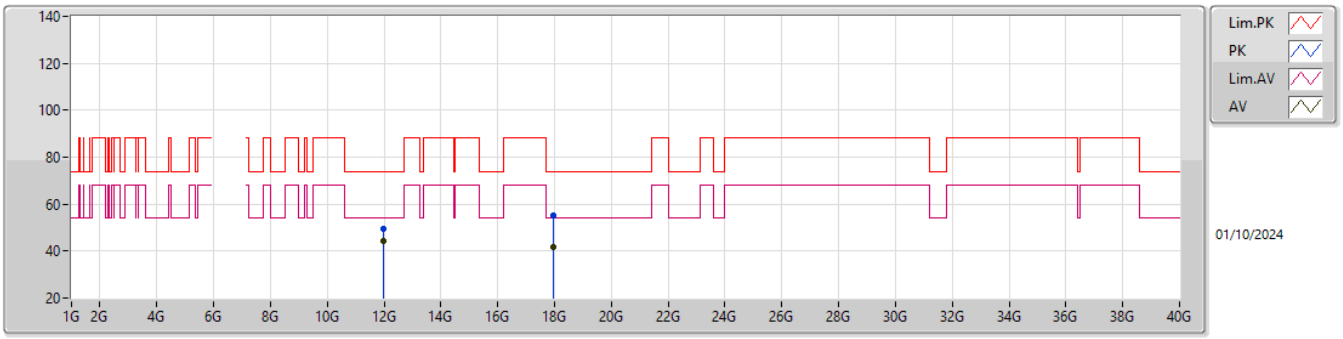

EUT X_4TX
Setting 6
03-E-S-5

Type	Freq	Level	Limit	Margin	Raw	Dist	Condition	Azimuth	Height	Comment	AF	CL	PA
	(Hz)	(dBuV/m)	(dBuV/m)	(dB)	(dBuV)	(m)		(°)	(m)		(dB)	(dB)	(dB)
PK	11.96996G	49.31	74.00	-24.69	64.41	3	Vertical	320	1.34	-	39.16	11.50	65.76
AV	11.96996G	44.13	54.00	-9.87	59.23	3	Vertical	320	1.34	-	39.16	11.50	65.76
PK	17.94946G	55.09	74.00	-18.91	58.89	3	Vertical	85	1.76	-	44.70	13.88	62.38
AV	17.95992G	41.95	54.00	-12.05	45.67	3	Vertical	85	1.76	-	44.76	13.88	62.36

5.925-6.425GHz_802.11ax HEW80_Nss1,(MCS0)_4TX

5985MHz_TX

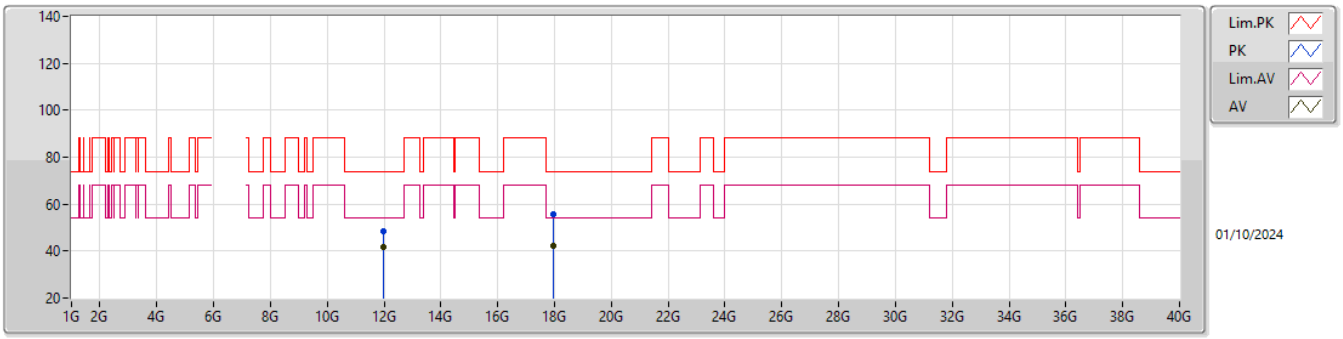

EUT X_4TX
Setting 6
03-E-S-5

Type	Freq	Level	Limit	Margin	Raw	Dist	Condition	Azimuth	Height	Comment	AF	CL	PA
	(Hz)	(dBuV/m)	(dBuV/m)	(dB)	(dBuV)	(m)		(°)	(m)		(dB)	(dB)	(dB)
PK	11.96987G	48.27	74.00	-25.73	63.37	3	Horizontal	220	1.80	-	39.16	11.50	65.76
AV	11.96998G	41.90	54.00	-12.10	57.00	3	Horizontal	220	1.80	-	39.16	11.50	65.76
PK	17.95636G	55.83	74.00	-18.17	59.58	3	Horizontal	138	1.80	-	44.74	13.88	62.37
AV	17.95951G	41.99	54.00	-12.01	45.71	3	Horizontal	138	1.80	-	44.76	13.88	62.36

5.925-6.425GHz_802.11ax HEW80_Nss1,(MCS0)_4TX

5985MHz_TX

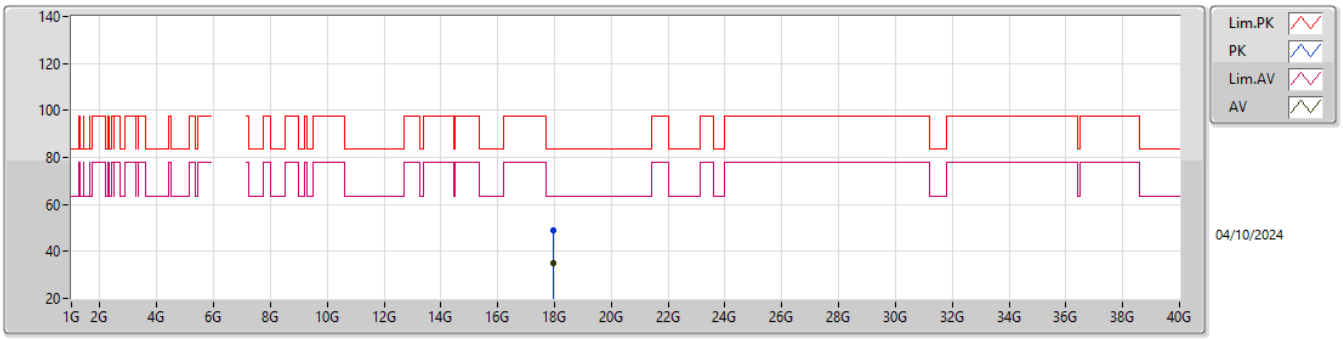

EUT X_4TX
Setting 6
03-E-S-5

Type	Freq	Level	Limit	Margin	Raw	Dist	Condition	Azimuth	Height	Comment	AF	CL	PA
	(Hz)	(dBuV/m)	(dBuV/m)	(dB)	(dBuV)	(m)		(°)	(m)		(dB)	(dB)	(dB)
PK	17.95786G	48.96	83.54	-34.58	45.40	1	Vertical	335	1.56	-	37.61	15.27	49.32
AV	17.95524G	34.90	63.54	-28.64	31.34	1	Vertical	335	1.56	-	37.61	15.27	49.32

5.925-6.425GHz_802.11ax HEW80_Nss1,(MCS0)_4TX

5985MHz_TX

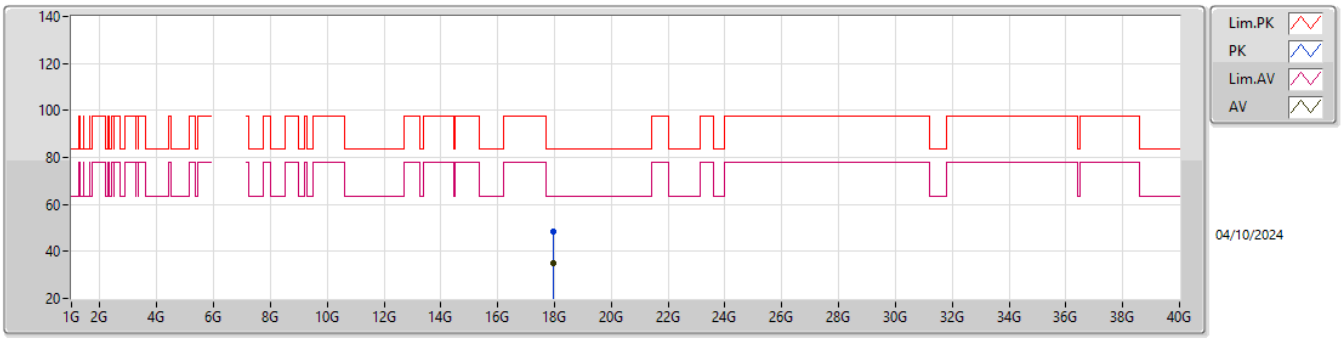

EUT X_4TX
Setting 6
03-E-S-5

Type	Freq	Level	Limit	Margin	Raw	Dist	Condition	Azimuth	Height	Comment	AF	CL	PA
	(Hz)	(dBuV/m)	(dBuV/m)	(dB)	(dBuV)	(m)		(°)	(m)		(dB)	(dB)	(dB)
PK	17.95862G	48.23	83.54	-35.31	44.68	1	Horizontal	137	1.58	-	37.61	15.27	49.33
AV	17.95G	34.89	63.54	-28.65	31.32	1	Horizontal	137	1.58	-	37.60	15.27	49.30

5.925-6.425GHz_802.11ax HEW80_Nss1,(MCS0)_4TX

6225MHz_TX

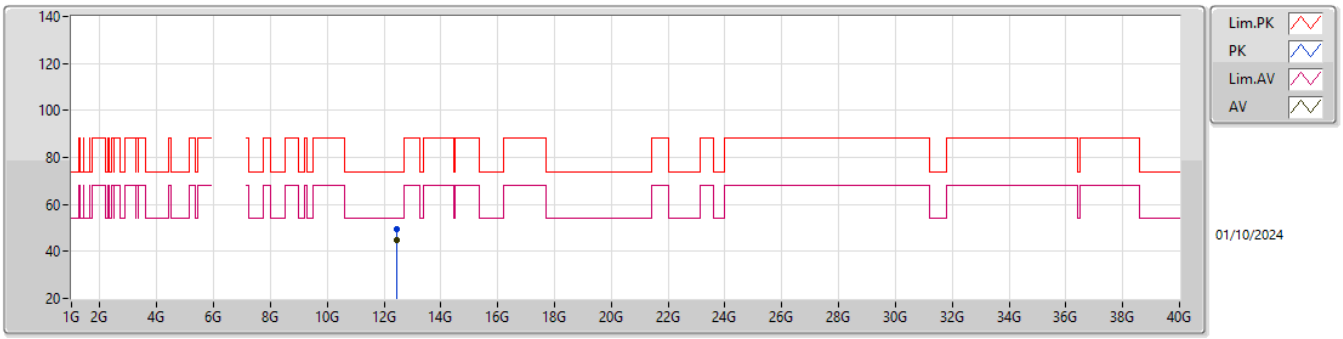

EUT X_4TX
Setting 5
03-E-S-5

Type	Freq	Level	Limit	Margin	Raw	Dist	Condition	Azimuth	Height	Comment	AF	CL	PA
	(Hz)	(dBuV/m)	(dBuV/m)	(dB)	(dBuV)	(m)		(°)	(m)		(dB)	(dB)	(dB)
PK	12.45006G	49.47	74.00	-24.53	64.53	3	Vertical	32	1.78	-	38.60	11.67	65.33
AV	12.44992G	44.73	54.00	-9.27	59.80	3	Vertical	32	1.78	-	38.60	11.67	65.34

5.925-6.425GHz_802.11ax HEW80_Nss1,(MCS0)_4TX

6225MHz_TX

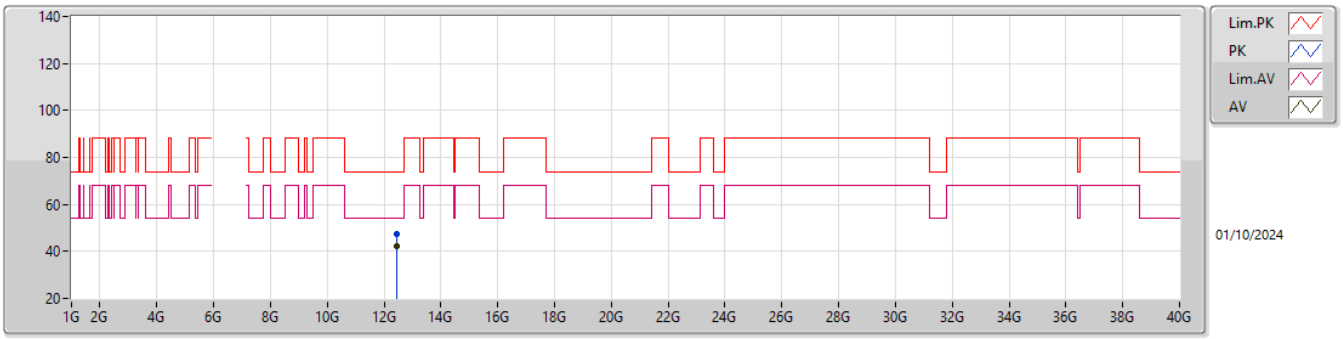

EUT X_4TX
Setting 5
03-E-S-5

Type	Freq	Level	Limit	Margin	Raw	Dist	Condition	Azimuth	Height	Comment	AF	CL	PA
	(Hz)	(dBuV/m)	(dBuV/m)	(dB)	(dBuV)	(m)		(°)	(m)		(dB)	(dB)	(dB)
PK	12.44988G	47.60	74.00	-26.40	62.67	3	Horizontal	248	1.80	-	38.60	11.67	65.34
AV	12.44996G	42.40	54.00	-11.60	57.47	3	Horizontal	248	1.80	-	38.60	11.67	65.34

5.925-6.425GHz_802.11ax HEW80_Nss1,(MCS0)_4TX

6225MHz_TX

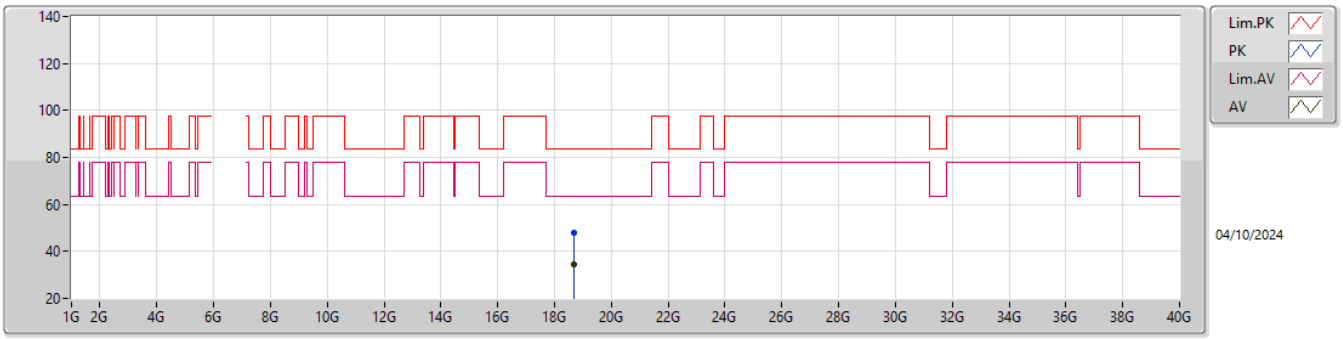

EUT X_4TX
Setting 5
03-E-S-5

Type	Freq	Level	Limit	Margin	Raw	Dist	Condition	Azimuth	Height	Comment	AF	CL	PA
	(Hz)	(dBuV/m)	(dBuV/m)	(dB)	(dBuV)	(m)		(°)	(m)		(dB)	(dB)	(dB)
PK	18.67364G	47.76	83.54	-35.78	44.15	1	Vertical	341	1.55	-	37.90	15.27	49.56
AV	18.67126G	34.36	63.54	-29.18	30.75	1	Vertical	341	1.55	-	37.90	15.27	49.56

5.925-6.425GHz_802.11ax HEW80_Nss1,(MCS0)_4TX

6225MHz_TX

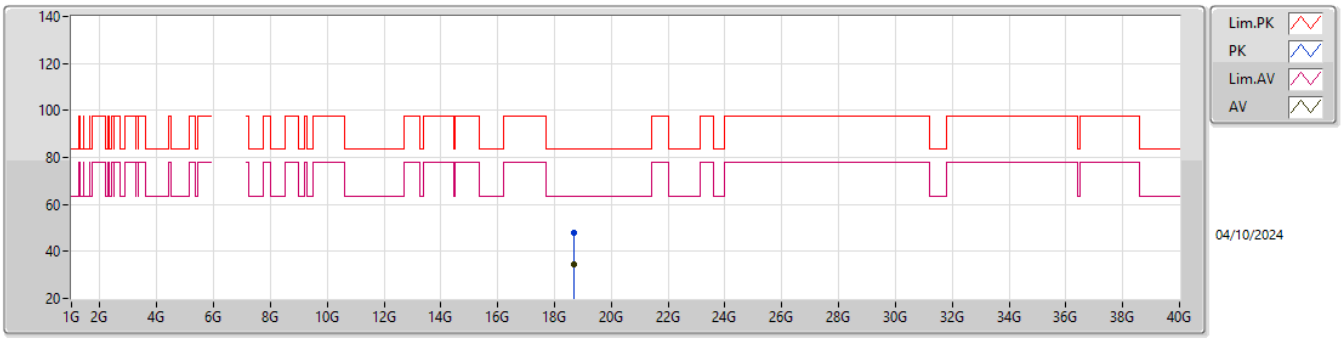

EUT X_4TX
Setting 5
03-E-S-5

Type	Freq	Level	Limit	Margin	Raw	Dist	Condition	Azimuth	Height	Comment	AF	CL	PA
	(Hz)	(dBuV/m)	(dBuV/m)	(dB)	(dBuV)	(m)		(°)	(m)		(dB)	(dB)	(dB)
PK	18.6729G	47.83	83.54	-35.71	44.22	1	Horizontal	325	1.55	-	37.90	15.27	49.56
AV	18.67256G	34.37	63.54	-29.17	30.76	1	Horizontal	325	1.55	-	37.90	15.27	49.56

5.925-6.425GHz_802.11ax HEW80_Nss1,(MCS0)_4TX

6385MHz_TX

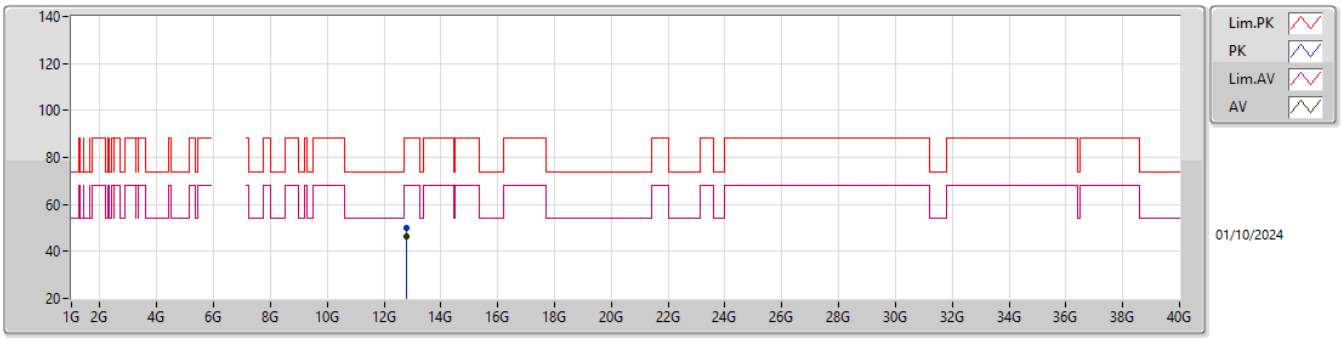

EUT X_4TX
Setting 7
03-E-S-5

Type	Freq	Level	Limit	Margin	Raw	Dist	Condition	Azimuth	Height	Comment	AF	CL	PA
	(Hz)	(dBuV/m)	(dBuV/m)	(dB)	(dBuV)	(m)		(°)	(m)		(dB)	(dB)	(dB)
PK	12.76992G	50.21	88.20	-37.99	64.81	3	Vertical	246	1.68	-	38.88	11.78	65.26
RMS	12.7699G	46.17	68.20	-22.03	60.77	3	Vertical	246	1.68	-	38.88	11.78	65.26

5.925-6.425GHz_802.11ax HEW80_Nss1,(MCS0)_4TX

6385MHz_TX

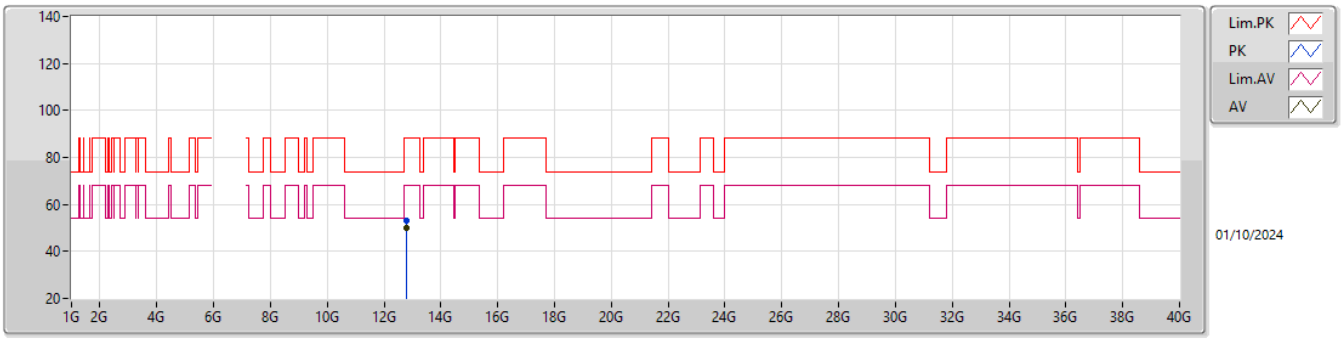

EUT X_4TX
Setting 7
03-E-S-5

Type	Freq	Level	Limit	Margin	Raw	Dist	Condition	Azimuth	Height	Comment	AF	CL	PA
	(Hz)	(dBuV/m)	(dBuV/m)	(dB)	(dBuV)	(m)		(°)	(m)		(dB)	(dB)	(dB)
PK	12.77004G	53.04	88.20	-35.16	67.64	3	Horizontal	320	2.48	-	38.88	11.78	65.26
RMS	12.76994G	49.97	68.20	-18.23	64.57	3	Horizontal	320	2.48	-	38.88	11.78	65.26

5.925-6.425GHz_802.11ax HEW80_Nss1,(MCS0)_4TX

6385MHz_TX

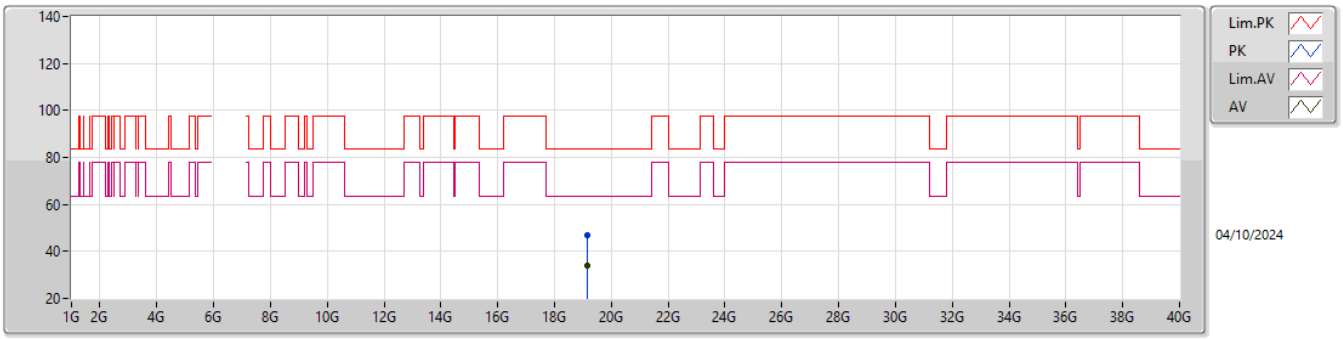

EUT X_4TX
Setting 7
03-E-S-5

Type	Freq	Level	Limit	Margin	Raw	Dist	Condition	Azimuth	Height	Comment	AF	CL	PA
	(Hz)	(dBuV/m)	(dBuV/m)	(dB)	(dBuV)	(m)		(°)	(m)		(dB)	(dB)	(dB)
PK	19.15768G	46.84	83.54	-36.70	43.08	1	Vertical	329	1.57	-	37.97	15.24	49.45
AV	19.15158G	33.82	63.54	-29.72	30.03	1	Vertical	329	1.57	-	37.99	15.24	49.44

5.925-6.425GHz_802.11ax HEW80_Nss1,(MCS0)_4TX

6385MHz_TX

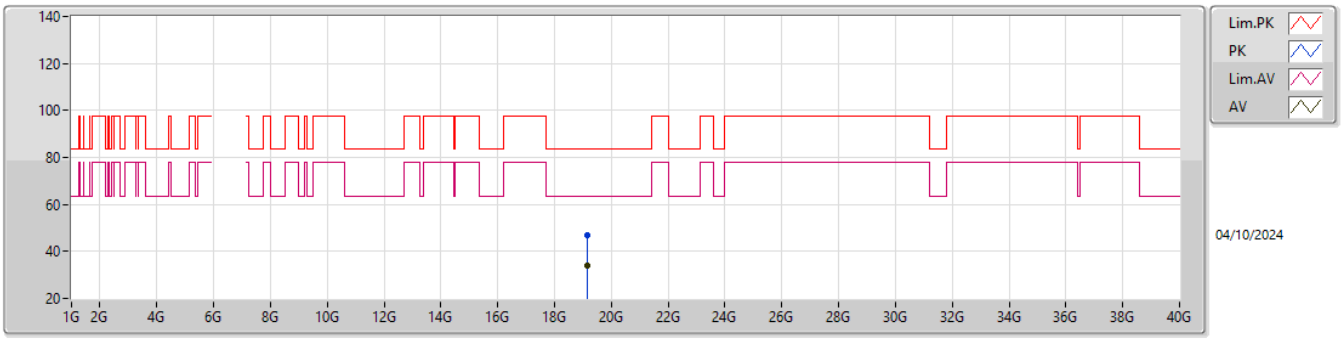

EUT X_4TX
Setting 7
03-E-S-5

Type	Freq	Level	Limit	Margin	Raw	Dist	Condition	Azimuth	Height	Comment	AF	CL	PA
	(Hz)	(dBuV/m)	(dBuV/m)	(dB)	(dBuV)	(m)		(°)	(m)		(dB)	(dB)	(dB)
PK	19.15338G	46.98	83.54	-36.56	43.19	1	Horizontal	216	1.55	-	37.99	15.24	49.44
AV	19.15092G	33.79	63.54	-29.75	29.99	1	Horizontal	216	1.55	-	38.00	15.24	49.44

6.425-6.525GHz_802.11ax HEW80_Nss1,(MCS0)_4TX

6465MHz_TX

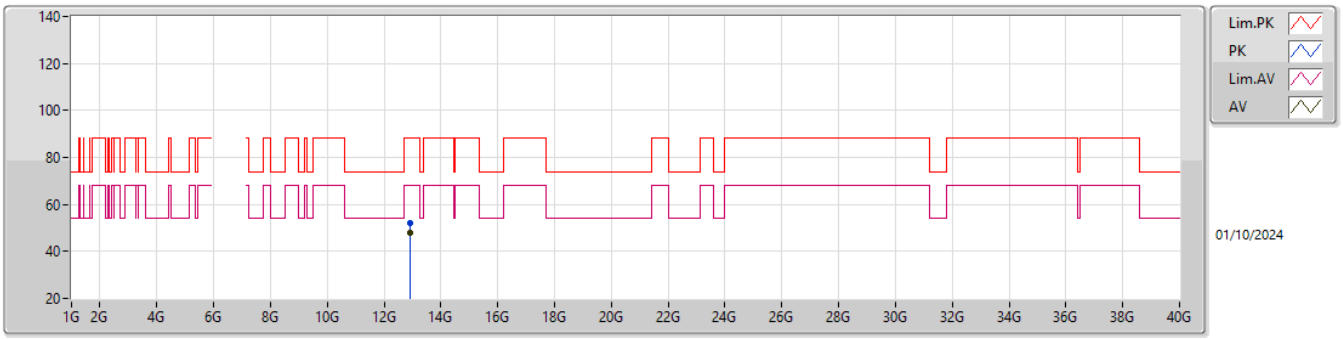

EUT X_4TX
Setting 8
03-E-S-5

Type	Freq	Level	Limit	Margin	Raw	Dist	Condition	Azimuth	Height	Comment	AF	CL	PA
	(Hz)	(dBuV/m)	(dBuV/m)	(dB)	(dBuV)	(m)		(°)	(m)		(dB)	(dB)	(dB)
PK	12.92996G	51.99	88.20	-36.21	66.13	3	Vertical	252	1.68	-	39.26	11.84	65.24
RMS	12.92994G	47.98	68.20	-20.22	62.12	3	Vertical	252	1.68	-	39.26	11.84	65.24

6.425-6.525GHz_802.11ax HEW80_Nss1,(MCS0)_4TX

6465MHz_TX

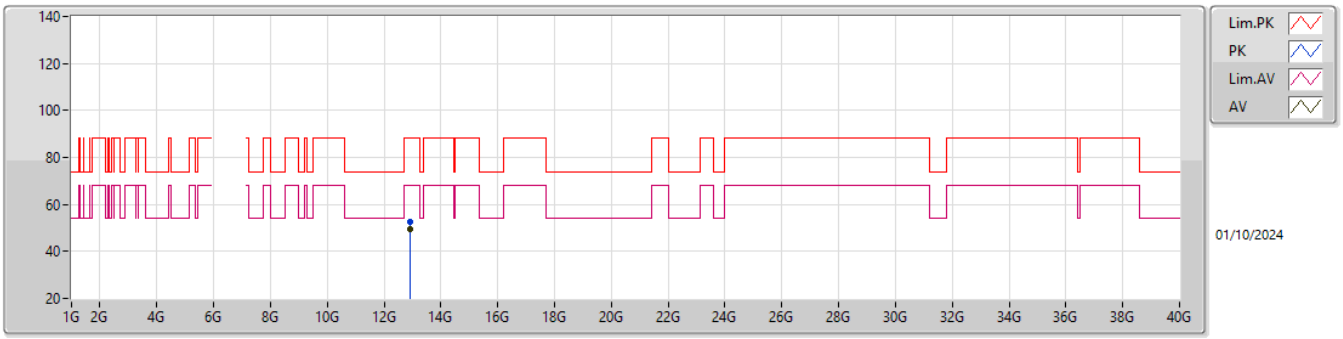

EUT X_4TX
Setting 8
03-E-S-5

Type	Freq	Level	Limit	Margin	Raw	Dist	Condition	Azimuth	Height	Comment	AF	CL	PA
	(Hz)	(dBuV/m)	(dBuV/m)	(dB)	(dBuV)	(m)		(°)	(m)		(dB)	(dB)	(dB)
PK	12.93002G	52.80	88.20	-35.40	66.94	3	Horizontal	307	1.92	-	39.26	11.84	65.24
RMS	12.92994G	49.25	68.20	-18.95	63.39	3	Horizontal	307	1.92	-	39.26	11.84	65.24

6.425-6.525GHz_802.11ax HEW80_Nss1,(MCS0)_4TX

6465MHz_TX

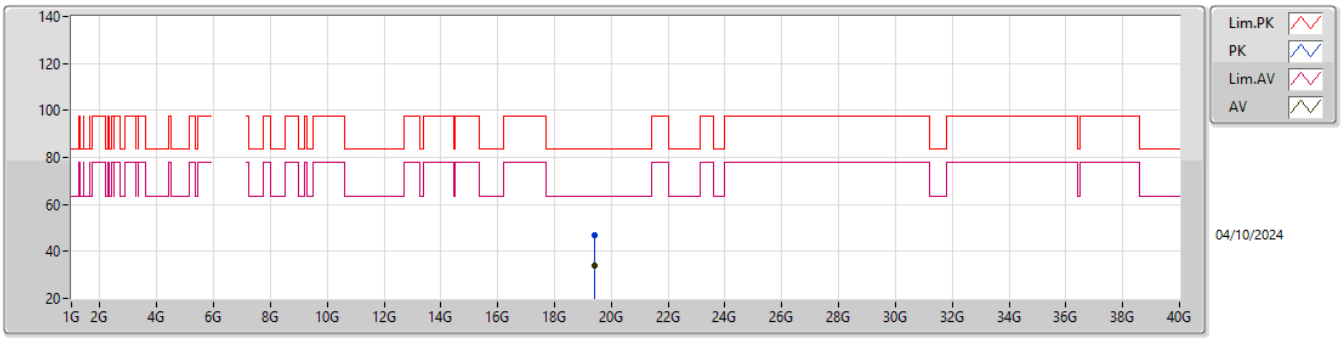

EUT X_4TX
Setting 8
03-E-S-5

Type	Freq	Level	Limit	Margin	Raw	Dist	Condition	Azimuth	Height	Comment	AF	CL	PA
	(Hz)	(dBuV/m)	(dBuV/m)	(dB)	(dBuV)	(m)		(°)	(m)		(dB)	(dB)	(dB)
PK	19.3932G	47.14	83.54	-36.40	43.63	1	Vertical	40	1.55	-	37.89	15.23	49.61
AV	19.39486G	33.96	63.54	-29.58	30.45	1	Vertical	40	1.55	-	37.89	15.23	49.61

6.425-6.525GHz_802.11ax HEW80_Nss1,(MCS0)_4TX

6465MHz_TX

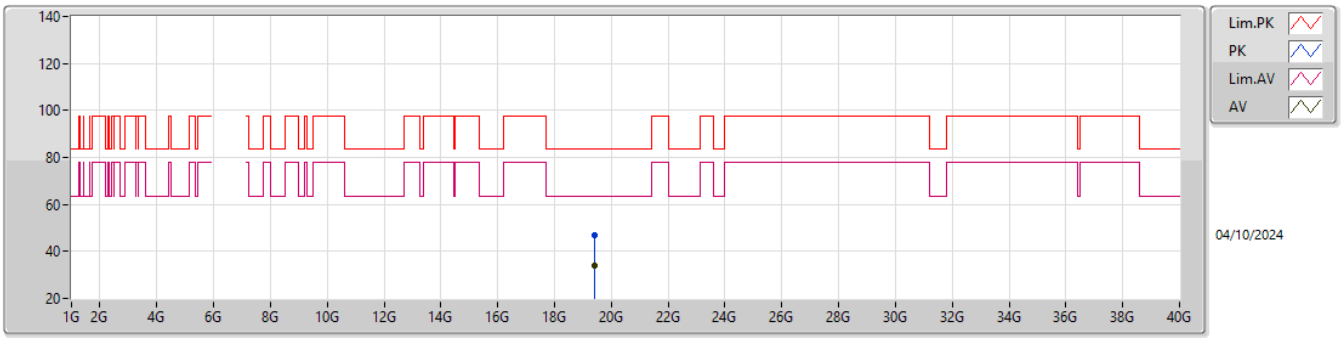

EUT X_4TX
Setting 8
03-E-S-5

Type	Freq	Level	Limit	Margin	Raw	Dist	Condition	Azimuth	Height	Comment	AF	CL	PA
	(Hz)	(dBuV/m)	(dBuV/m)	(dB)	(dBuV)	(m)		(°)	(m)		(dB)	(dB)	(dB)
PK	19.39222G	47.07	83.54	-36.47	43.57	1	Horizontal	115	1.54	-	37.88	15.23	49.61
AV	19.39722G	34.04	63.54	-29.50	30.53	1	Horizontal	115	1.54	-	37.89	15.23	49.61

6.425-6.525GHz_802.11ax HEW80_Nss1,(MCS0)_4TX

6545MHz Straddle 6.425-6.525GHz_TX

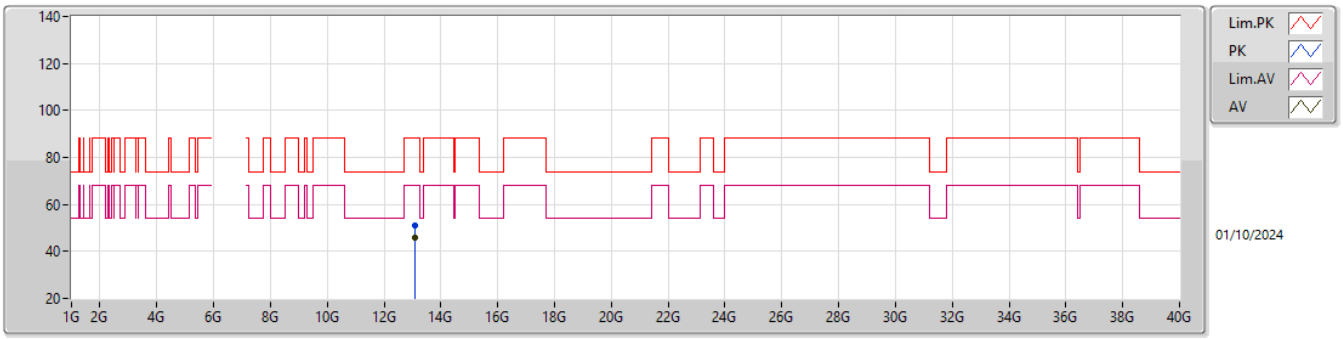

EUT X_4TX
Setting 7
03-E-S-5

Type	Freq	Level	Limit	Margin	Raw	Dist	Condition	Azimuth	Height	Comment	AF	CL	PA
	(Hz)	(dBuV/m)	(dBuV/m)	(dB)	(dBuV)	(m)		(°)	(m)		(dB)	(dB)	(dB)
PK	13.09G	51.13	88.20	-37.07	64.74	3	Vertical	253	1.69	-	39.56	11.89	65.06
RMS	13.08994G	45.95	68.20	-22.25	59.56	3	Vertical	253	1.69	-	39.56	11.89	65.06

6.425-6.525GHz_802.11ax HEW80_Nss1,(MCS0)_4TX

6545MHz Straddle 6.425-6.525GHz_TX

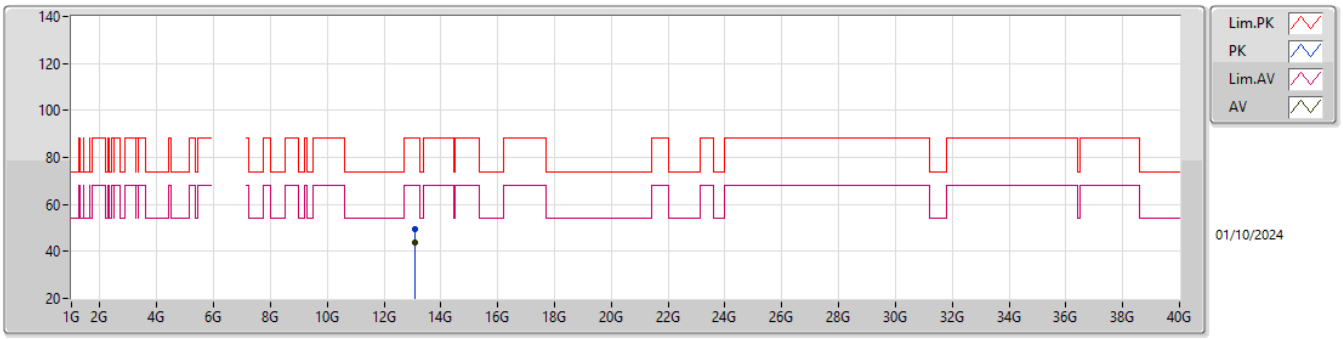

EUT X_4TX
Setting 7
03-E-S-5

Type	Freq	Level	Limit	Margin	Raw	Dist	Condition	Azimuth	Height	Comment	AF	CL	PA
	(Hz)	(dBuV/m)	(dBuV/m)	(dB)	(dBuV)	(m)		(°)	(m)		(dB)	(dB)	(dB)
PK	13.08996G	49.38	88.20	-38.82	62.99	3	Horizontal	299	1.80	-	39.56	11.89	65.06
RMS	13.09G	43.56	68.20	-24.64	57.17	3	Horizontal	299	1.80	-	39.56	11.89	65.06

6.425-6.525GHz_802.11ax HEW80_Nss1,(MCS0)_4TX

6545MHz Straddle 6.425-6.525GHz_TX

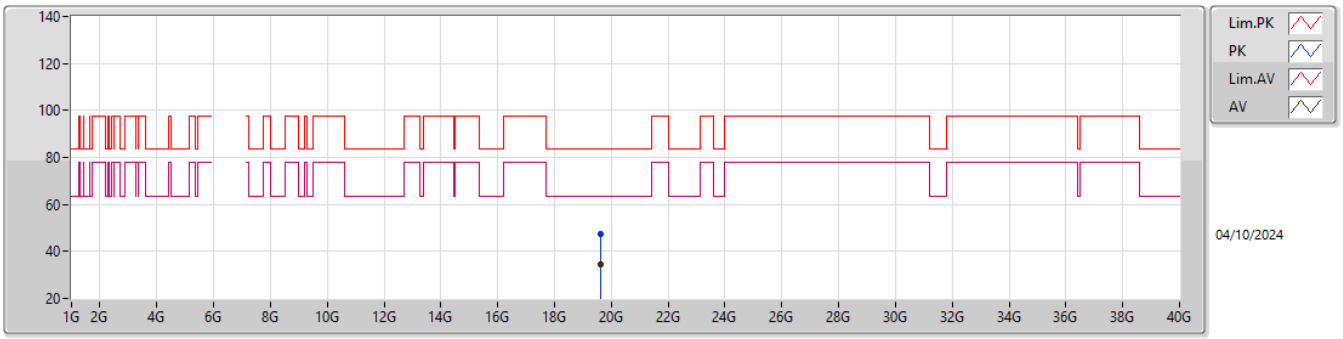

EUT X_4TX
Setting 7
03-E-S-5

Type	Freq	Level	Limit	Margin	Raw	Dist	Condition	Azimuth	Height	Comment	AF	CL	PA
	(Hz)	(dBuV/m)	(dBuV/m)	(dB)	(dBuV)	(m)		(°)	(m)		(dB)	(dB)	(dB)
PK	19.63G	47.17	83.54	-36.37	43.82	1	Vertical	8	1.57	-	37.70	15.22	49.57
AV	19.6342G	34.29	63.54	-29.25	30.94	1	Vertical	8	1.57	-	37.70	15.22	49.57

6.425-6.525GHz_802.11ax HEW80_Nss1,(MCS0)_4TX

6545MHz Straddle 6.425-6.525GHz_TX

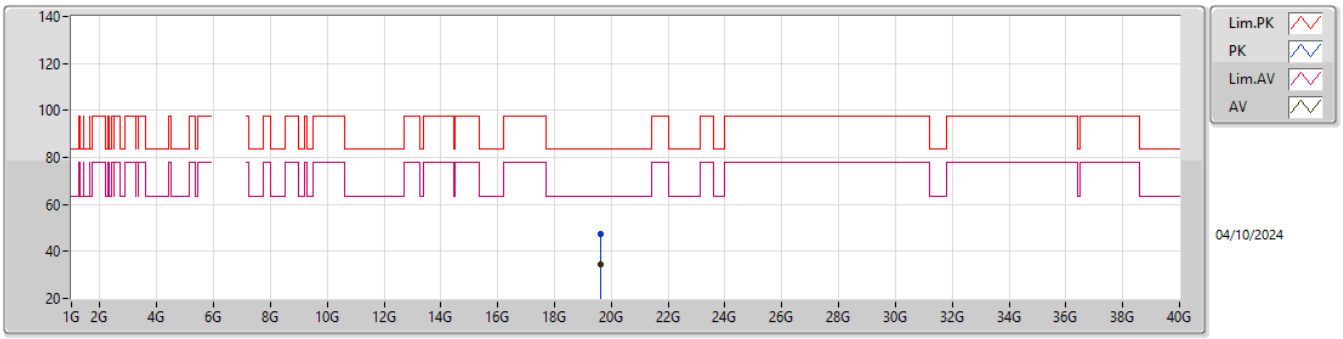

EUT X_4TX
Setting 7
03-E-S-5

Type	Freq	Level	Limit	Margin	Raw	Dist	Condition	Azimuth	Height	Comment	AF	CL	PA
	(Hz)	(dBuV/m)	(dBuV/m)	(dB)	(dBuV)	(m)		(°)	(m)		(dB)	(dB)	(dB)
PK	19.63846G	47.46	83.54	-36.08	44.11	1	Horizontal	33	1.56	-	37.70	15.22	49.57
AV	19.6337G	34.38	63.54	-29.16	31.03	1	Horizontal	33	1.56	-	37.70	15.22	49.57

6.525-6.875GHz_802.11ax HEW80_Nss1,(MCS0)_4TX

6625MHz_TX

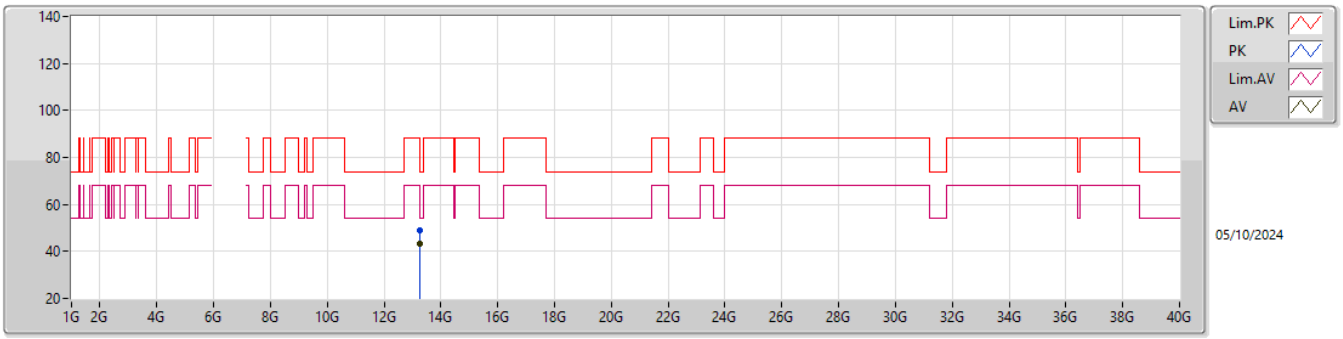

EUT X_4TX
Setting 6
03-E-S-5

Type	Freq	Level	Limit	Margin	Raw	Dist	Condition	Azimuth	Height	Comment	AF	CL	PA
	(Hz)	(dBuV/m)	(dBuV/m)	(dB)	(dBuV)	(m)		(°)	(m)		(dB)	(dB)	(dB)
PK	13.24972G	48.83	88.20	-39.37	61.74	3	Vertical	298	1.79	-	39.90	11.94	64.75
RMS	13.24992G	43.35	68.20	-24.85	56.26	3	Vertical	298	1.79	-	39.90	11.94	64.75

6.525-6.875GHz_802.11ax HEW80_Nss1,(MCS0)_4TX

6625MHz_TX

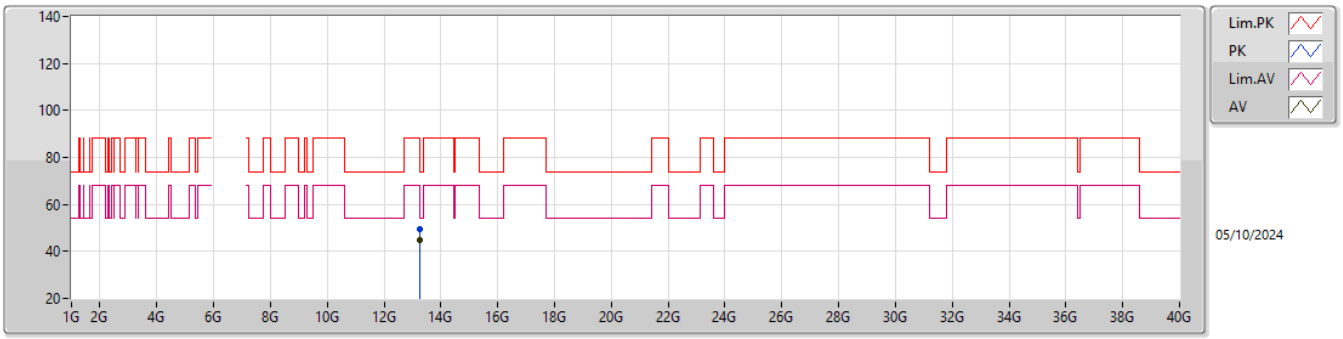

EUT X_4TX
Setting 6
03-E-S-5

Type	Freq	Level	Limit	Margin	Raw	Dist	Condition	Azimuth	Height	Comment	AF	CL	PA
	(Hz)	(dBuV/m)	(dBuV/m)	(dB)	(dBuV)	(m)		(°)	(m)		(dB)	(dB)	(dB)
PK	13.2499G	49.74	88.20	-38.46	62.65	3	Horizontal	17	2.08	-	39.90	11.94	64.75
RMS	13.24822G	44.75	68.20	-23.45	57.67	3	Horizontal	17	2.08	-	39.89	11.94	64.75

6.525-6.875GHz_802.11ax HEW80_Nss1,(MCS0)_4TX

6625MHz_TX

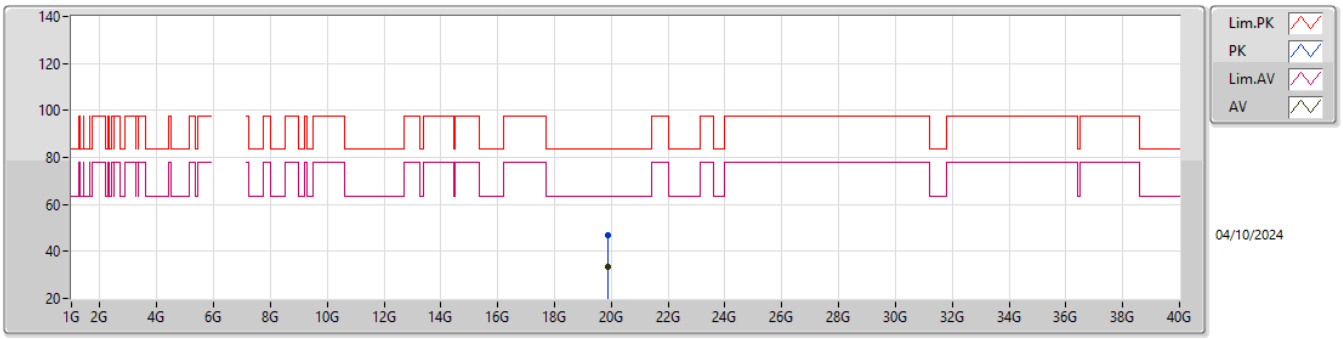

EUT X_4TX
Setting 6
03-E-S-5

Type	Freq	Level	Limit	Margin	Raw	Dist	Condition	Azimuth	Height	Comment	AF	CL	PA
	(Hz)	(dBuV/m)	(dBuV/m)	(dB)	(dBuV)	(m)		(°)	(m)		(dB)	(dB)	(dB)
PK	19.87776G	46.96	83.54	-36.58	43.42	1	Vertical	51	1.54	-	37.70	15.21	49.37
AV	19.8789G	33.43	63.54	-30.11	29.89	1	Vertical	51	1.54	-	37.70	15.21	49.37

6.525-6.875GHz_802.11ax HEW80_Nss1,(MCS0)_4TX

6625MHz_TX

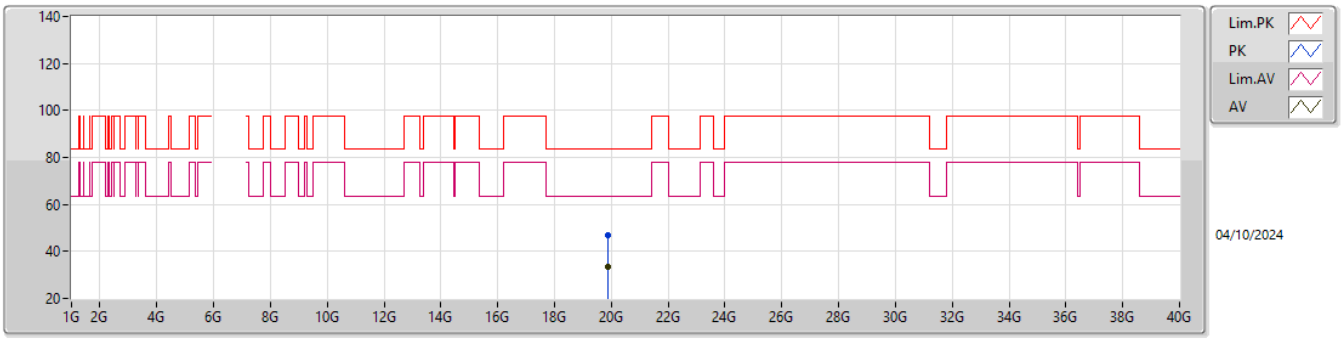

EUT X_4TX
Setting 6
03-E-S-5

Type	Freq	Level	Limit	Margin	Raw	Dist	Condition	Azimuth	Height	Comment	AF	CL	PA
	(Hz)	(dBuV/m)	(dBuV/m)	(dB)	(dBuV)	(m)		(°)	(m)		(dB)	(dB)	(dB)
PK	19.87608G	46.73	83.54	-36.81	43.19	1	Horizontal	82	1.55	-	37.70	15.21	49.37
AV	19.87566G	33.41	63.54	-30.13	29.87	1	Horizontal	82	1.55	-	37.70	15.21	49.37

6.525-6.875GHz_802.11ax HEW80_Nss1,(MCS0)_4TX

6705MHz_TX

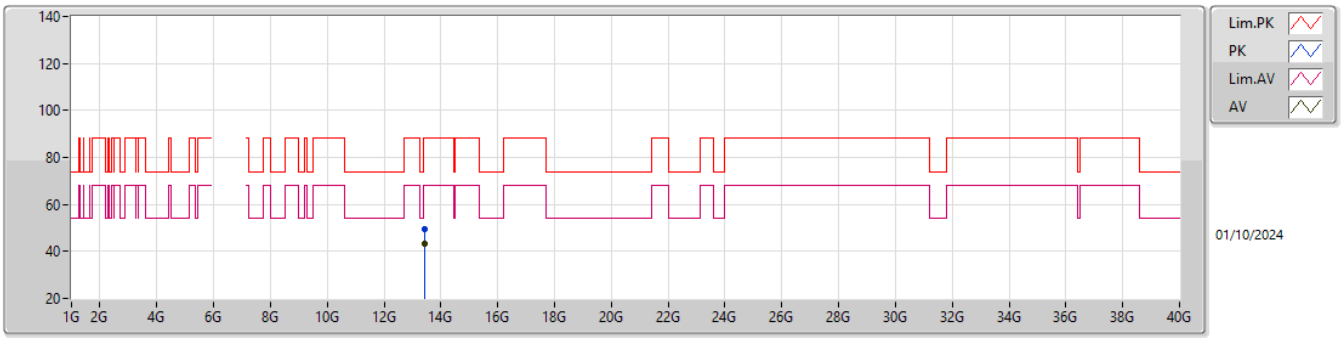

EUT X_4TX
Setting 6
03-E-S-5

Type	Freq	Level	Limit	Margin	Raw	Dist	Condition	Azimuth	Height	Comment	AF	CL	PA
	(Hz)	(dBuV/m)	(dBuV/m)	(dB)	(dBuV)	(m)		(°)	(m)		(dB)	(dB)	(dB)
PK	13.40986G	49.51	88.20	-38.69	61.82	3	Vertical	312	1.86	-	40.12	12.00	64.43
RMS	13.40994G	43.43	68.20	-24.77	55.74	3	Vertical	312	1.86	-	40.12	12.00	64.43

6.525-6.875GHz_802.11ax HEW80_Nss1,(MCS0)_4TX

6705MHz_TX

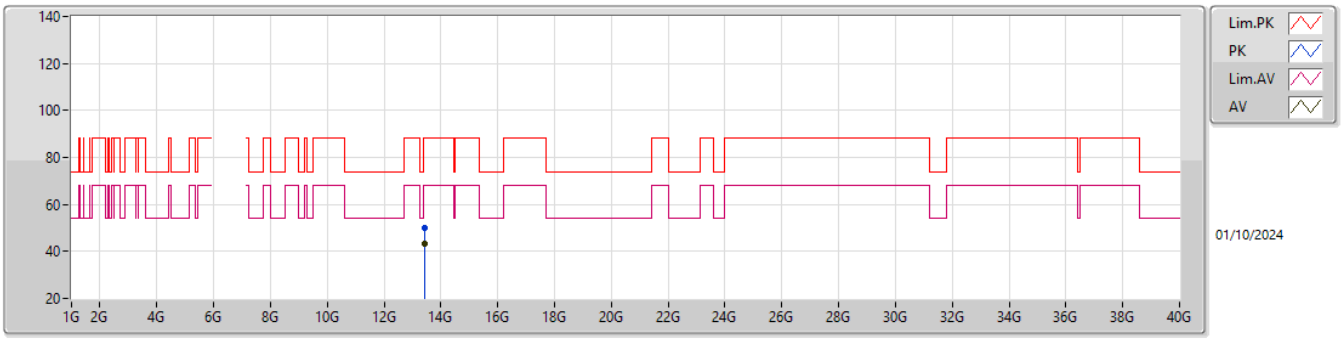

EUT X_4TX
Setting 6
03-E-S-5

Type	Freq	Level	Limit	Margin	Raw	Dist	Condition	Azimuth	Height	Comment	AF	CL	PA
	(Hz)	(dBuV/m)	(dBuV/m)	(dB)	(dBuV)	(m)		(°)	(m)		(dB)	(dB)	(dB)
PK	13.4098G	49.76	88.20	-38.44	62.07	3	Horizontal	134	2.02	-	40.12	12.00	64.43
RMS	13.40994G	43.50	68.20	-24.70	55.81	3	Horizontal	134	2.02	-	40.12	12.00	64.43

6.525-6.875GHz_802.11ax HEW80_Nss1,(MCS0)_4TX

6705MHz_TX

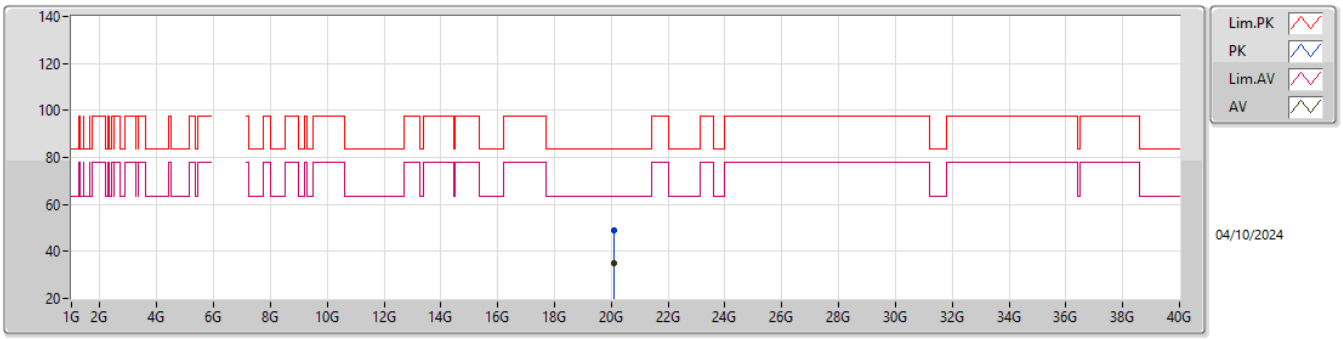

EUT X_4TX
Setting 6
03-E-S-5

Type	Freq	Level	Limit	Margin	Raw	Dist	Condition	Azimuth	Height	Comment	AF	CL	PA
	(Hz)	(dBuV/m)	(dBuV/m)	(dB)	(dBuV)	(m)		(°)	(m)		(dB)	(dB)	(dB)
PK	20.11026G	48.99	83.54	-34.55	45.14	1	Vertical	175	1.53	-	37.80	15.29	49.24
AV	20.11266G	35.11	63.54	-28.43	31.26	1	Vertical	175	1.53	-	37.80	15.29	49.24

6.525-6.875GHz_802.11ax HEW80_Nss1,(MCS0)_4TX

6705MHz_TX

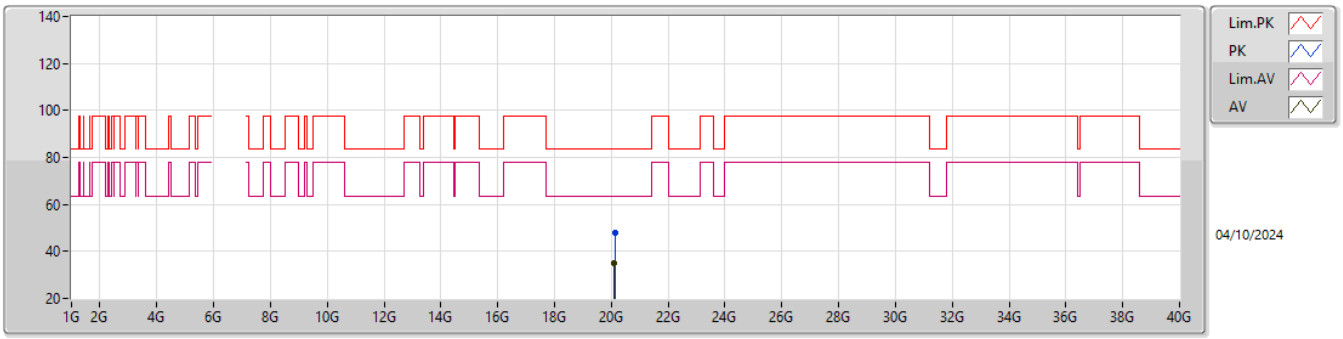

EUT X_4TX
Setting 6
03-E-S-5

Type	Freq	Level	Limit	Margin	Raw	Dist	Condition	Azimuth	Height	Comment	AF	CL	PA
	(Hz)	(dBuV/m)	(dBuV/m)	(dB)	(dBuV)	(m)		(°)	(m)		(dB)	(dB)	(dB)
PK	20.11582G	48.08	83.54	-35.46	44.23	1	Horizontal	271	1.58	-	37.80	15.29	49.24
AV	20.11242G	35.17	63.54	-28.37	31.32	1	Horizontal	271	1.58	-	37.80	15.29	49.24

6.525-6.875GHz_802.11ax HEW80_Nss1,(MCS0)_4TX

6785MHz_TX

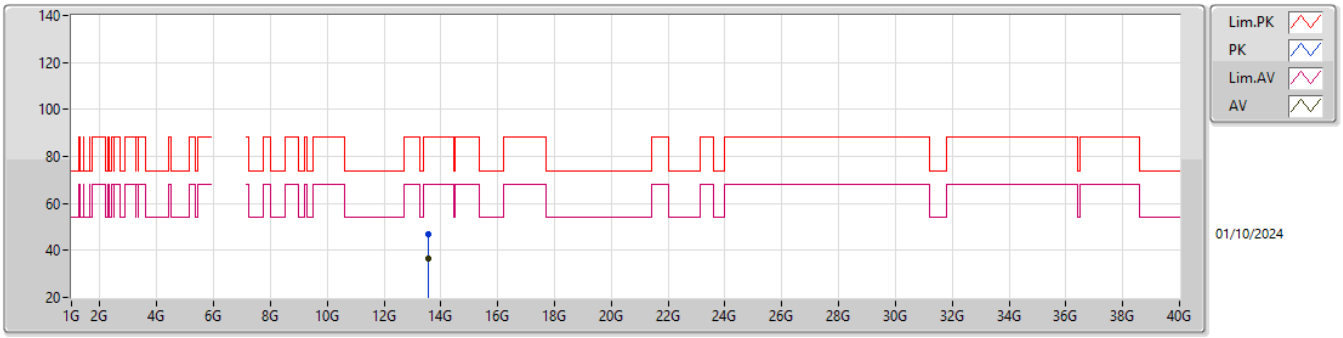

EUT X_4TX
Setting 6.5
03-E-S-5

Type	Freq	Level	Limit	Margin	Raw	Dist	Condition	Azimuth	Height	Comment	AF	CL	PA
	(Hz)	(dBuV/m)	(dBuV/m)	(dB)	(dBuV)	(m)		(°)	(m)		(dB)	(dB)	(dB)
PK	13.56986G	46.70	88.20	-41.50	58.54	3	Vertical	303	1.80	-	40.40	12.05	64.29
RMS	13.56996G	36.75	68.20	-31.45	48.59	3	Vertical	303	1.80	-	40.40	12.05	64.29

6.525-6.875GHz_802.11ax HEW80_Nss1,(MCS0)_4TX

6785MHz_TX

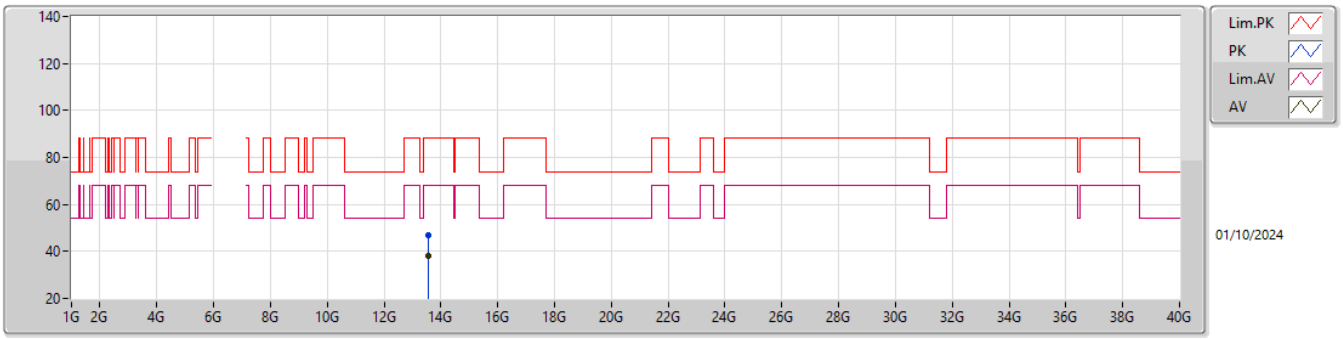

EUT X_4TX
Setting 6.5
03-E-S-5

Type	Freq	Level	Limit	Margin	Raw	Dist	Condition	Azimuth	Height	Comment	AF	CL	PA
	(Hz)	(dBuV/m)	(dBuV/m)	(dB)	(dBuV)	(m)		(°)	(m)		(dB)	(dB)	(dB)
PK	13.57G	47.12	88.20	-41.08	58.96	3	Horizontal	42	1.80	-	40.40	12.05	64.29
RMS	13.56994G	38.19	68.20	-30.01	50.03	3	Horizontal	42	1.80	-	40.40	12.05	64.29

6.525-6.875GHz_802.11ax HEW80_Nss1,(MCS0)_4TX

6785MHz_TX

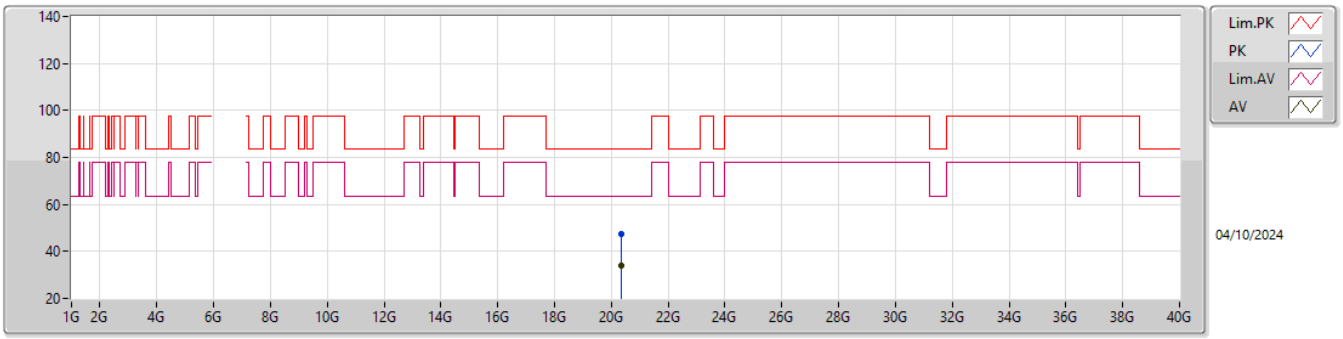

EUT X_4TX
Setting 6.5
03-E-S-5

Type	Freq	Level	Limit	Margin	Raw	Dist	Condition	Azimuth	Height	Comment	AF	CL	PA
	(Hz)	(dBuV/m)	(dBuV/m)	(dB)	(dBuV)	(m)		(°)	(m)		(dB)	(dB)	(dB)
PK	20.35662G	47.40	83.54	-36.14	43.20	1	Vertical	0	1.56	-	37.89	15.49	49.18
AV	20.35576G	34.07	63.54	-29.47	29.88	1	Vertical	0	1.56	-	37.89	15.48	49.18

6.525-6.875GHz_802.11ax HEW80_Nss1,(MCS0)_4TX

6785MHz_TX

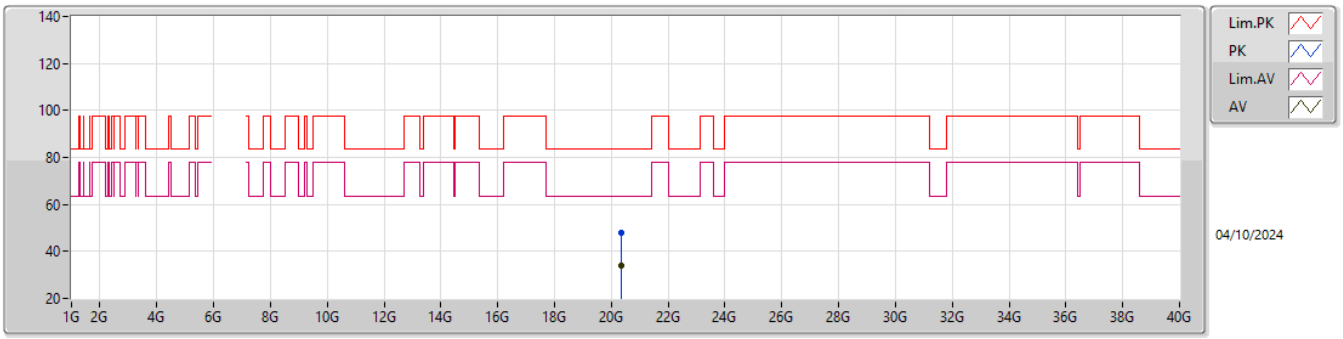

EUT X_4TX
Setting 6.5
03-E-S-5

Type	Freq	Level	Limit	Margin	Raw	Dist	Condition	Azimuth	Height	Comment	AF	CL	PA
	(Hz)	(dBuV/m)	(dBuV/m)	(dB)	(dBuV)	(m)		(°)	(m)		(dB)	(dB)	(dB)
PK	20.35164G	48.04	83.54	-35.50	43.84	1	Horizontal	355	1.54	-	37.90	15.48	49.18
AV	20.35222G	34.00	63.54	-29.54	29.80	1	Horizontal	355	1.54	-	37.90	15.48	49.18

6.525-6.875GHz_802.11ax HEW80_Nss1,(MCS0)_4TX

6865MHz Straddle 6.525-6.875GHz_TX

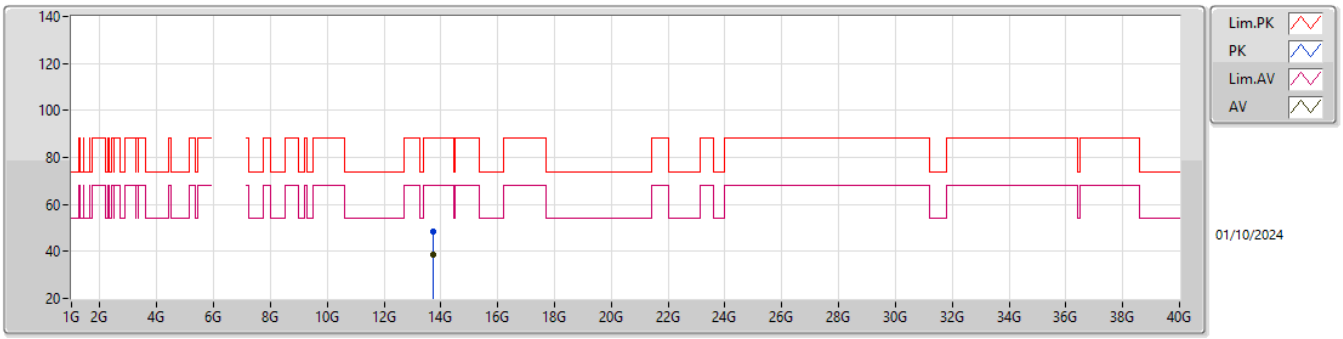

EUT X_4TX
Setting 8.5
03-E-S-5

Type	Freq	Level	Limit	Margin	Raw	Dist	Condition	Azimuth	Height	Comment	AF	CL	PA
	(Hz)	(dBuV/m)	(dBuV/m)	(dB)	(dBuV)	(m)		(°)	(m)		(dB)	(dB)	(dB)
PK	13.73016G	48.70	88.20	-39.50	60.42	3	Vertical	302	2.93	-	40.52	12.11	64.35
RMS	13.72992G	38.85	68.20	-29.35	50.57	3	Vertical	302	2.93	-	40.52	12.11	64.35

6.525-6.875GHz_802.11ax HEW80_Nss1,(MCS0)_4TX

6865MHz Straddle 6.525-6.875GHz_TX

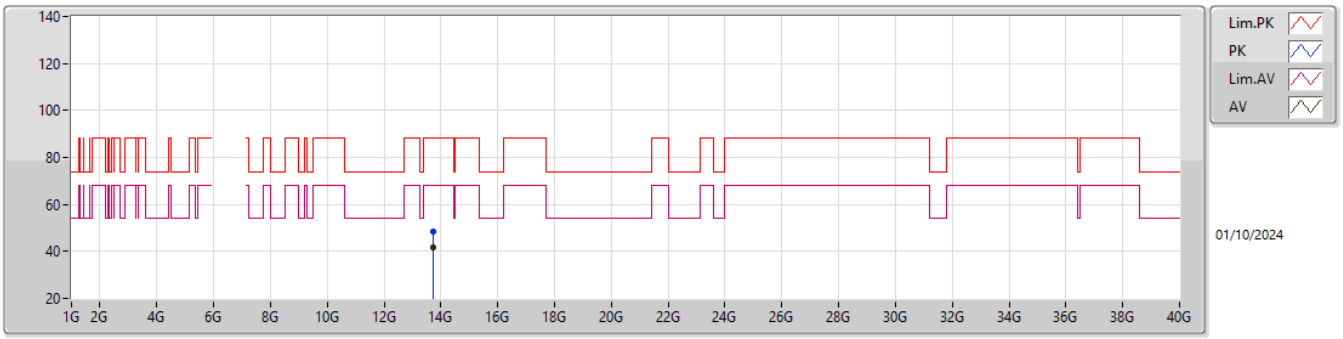

EUT X_4TX
Setting 8.5
03-E-S-5

Type	Freq	Level	Limit	Margin	Raw	Dist	Condition	Azimuth	Height	Comment	AF	CL	PA
	(Hz)	(dBuV/m)	(dBuV/m)	(dB)	(dBuV)	(m)		(°)	(m)		(dB)	(dB)	(dB)
PK	13.73004G	48.35	88.20	-39.85	60.07	3	Horizontal	6	1.69	-	40.52	12.11	64.35
RMS	13.72986G	41.52	68.20	-26.68	53.24	3	Horizontal	6	1.69	-	40.52	12.11	64.35

6.525-6.875GHz_802.11ax HEW80_Nss1,(MCS0)_4TX

6865MHz Straddle 6.525-6.875GHz_TX

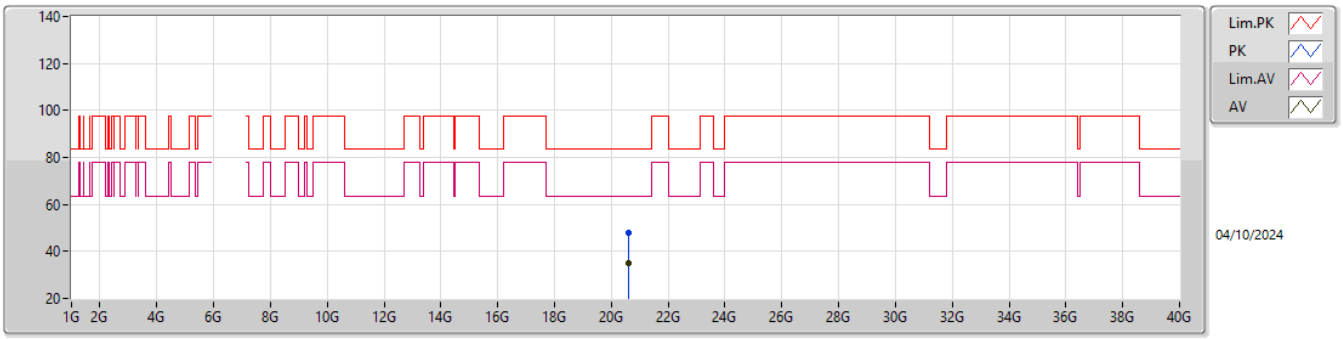

EUT X_4TX
Setting 8.5
03-E-S-5

Type	Freq	Level	Limit	Margin	Raw	Dist	Condition	Azimuth	Height	Comment	AF	CL	PA
	(Hz)	(dBuV/m)	(dBuV/m)	(dB)	(dBuV)	(m)		(°)	(m)		(dB)	(dB)	(dB)
PK	20.59516G	48.01	83.54	-35.53	43.52	1	Vertical	89	1.52	-	37.90	15.68	49.09
AV	20.59188G	35.21	63.54	-28.33	30.73	1	Vertical	89	1.52	-	37.90	15.67	49.09

6.525-6.875GHz_802.11ax HEW80_Nss1,(MCS0)_4TX

6865MHz Straddle 6.525-6.875GHz_TX

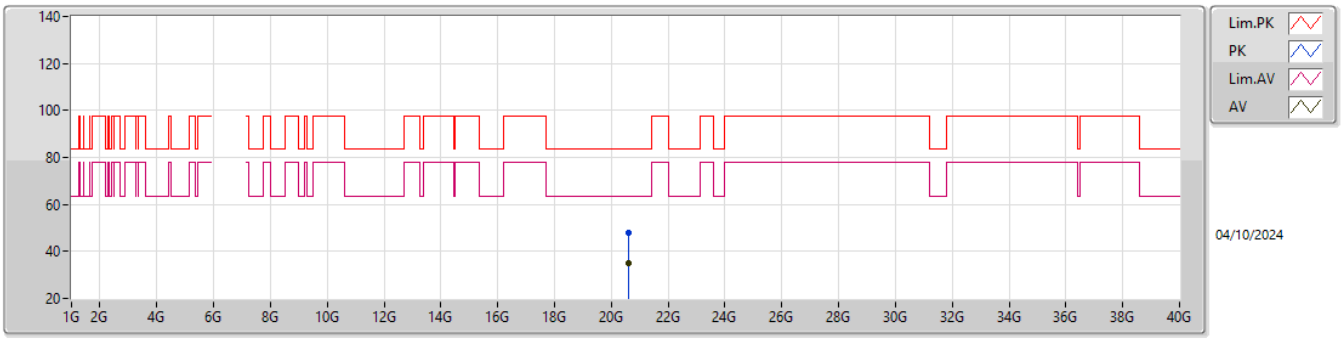

EUT X_4TX
Setting 8.5
03-E-S-5

Type	Freq	Level	Limit	Margin	Raw	Dist	Condition	Azimuth	Height	Comment	AF	CL	PA
	(Hz)	(dBuV/m)	(dBuV/m)	(dB)	(dBuV)	(m)		(°)	(m)		(dB)	(dB)	(dB)
PK	20.59256G	47.94	83.54	-35.60	43.46	1	Horizontal	68	1.56	-	37.90	15.67	49.09
AV	20.59196G	35.24	63.54	-28.30	30.76	1	Horizontal	68	1.56	-	37.90	15.67	49.09

6.875-7.125GHz_802.11ax HEW80_Nss1,(MCS0)_4TX

6945MHz_TX

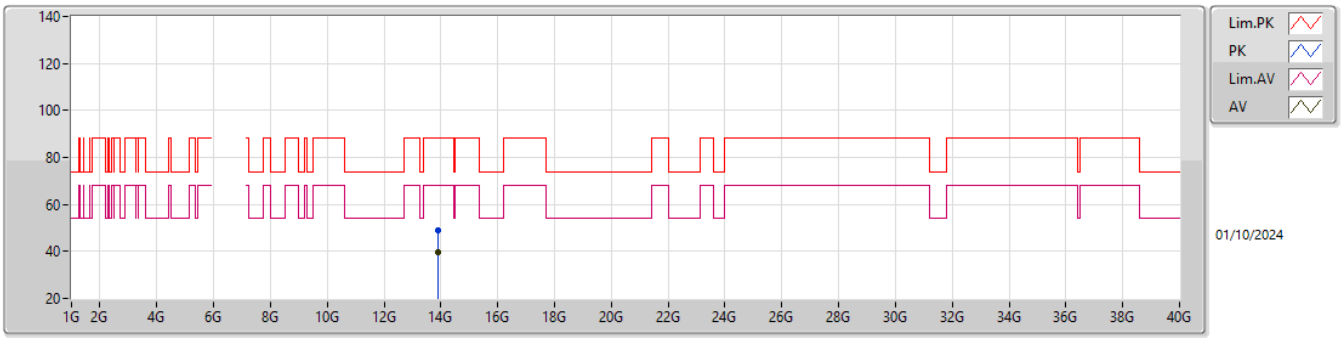

EUT X_4TX
Setting 8
03-E-S-5

Type	Freq	Level	Limit	Margin	Raw	Dist	Condition	Azimuth	Height	Comment	AF	CL	PA
	(Hz)	(dBuV/m)	(dBuV/m)	(dB)	(dBuV)	(m)		(°)	(m)		(dB)	(dB)	(dB)
PK	13.89016G	48.74	88.20	-39.46	60.12	3	Vertical	56	2.02	-	40.88	12.16	64.42
RMS	13.88992G	39.45	68.20	-28.75	50.83	3	Vertical	56	2.02	-	40.88	12.16	64.42

6.875-7.125GHz_802.11ax HEW80_Nss1,(MCS0)_4TX

6945MHz_TX

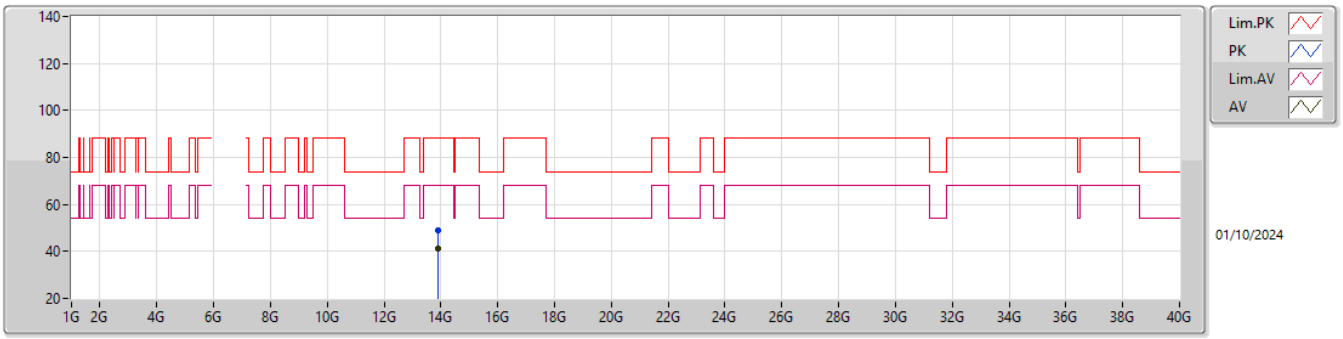

EUT X_4TX
Setting 8
03-E-S-5

Type	Freq	Level	Limit	Margin	Raw	Dist	Condition	Azimuth	Height	Comment	AF	CL	PA
	(Hz)	(dBuV/m)	(dBuV/m)	(dB)	(dBuV)	(m)		(°)	(m)		(dB)	(dB)	(dB)
PK	13.8899G	49.21	88.20	-38.99	60.59	3	Horizontal	236	1.80	-	40.88	12.16	64.42
RMS	13.88992G	41.12	68.20	-27.08	52.50	3	Horizontal	236	1.80	-	40.88	12.16	64.42

6.875-7.125GHz_802.11ax HEW80_Nss1,(MCS0)_4TX

6945MHz_TX

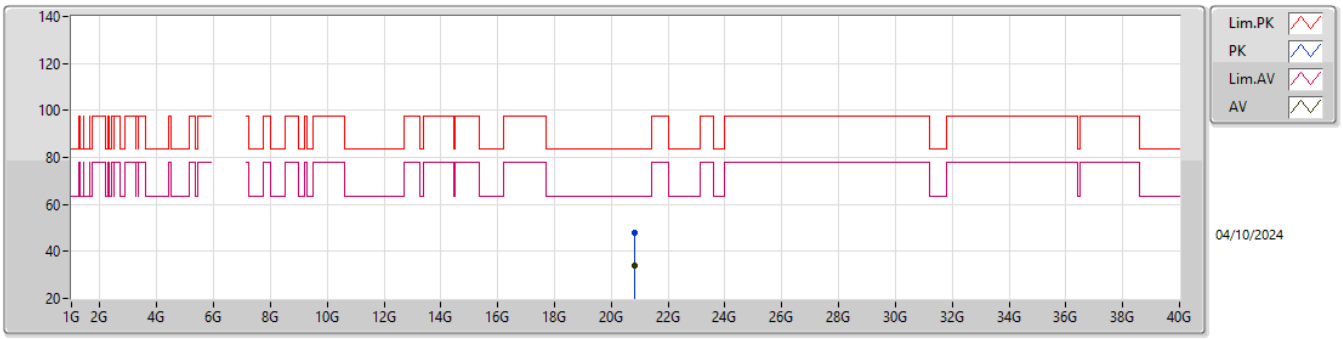

EUT X_4TX
Setting 8
03-E-S-5

Type	Freq	Level	Limit	Margin	Raw	Dist	Condition	Azimuth	Height	Comment	AF	CL	PA
	(Hz)	(dBuV/m)	(dBuV/m)	(dB)	(dBuV)	(m)		(°)	(m)		(dB)	(dB)	(dB)
PK	20.83548G	47.76	83.54	-35.78	42.96	1	Vertical	58	1.53	-	37.90	15.87	48.97
AV	20.83112G	33.94	63.54	-29.60	29.15	1	Vertical	58	1.53	-	37.90	15.86	48.97

6.875-7.125GHz_802.11ax HEW80_Nss1,(MCS0)_4TX

6945MHz_TX

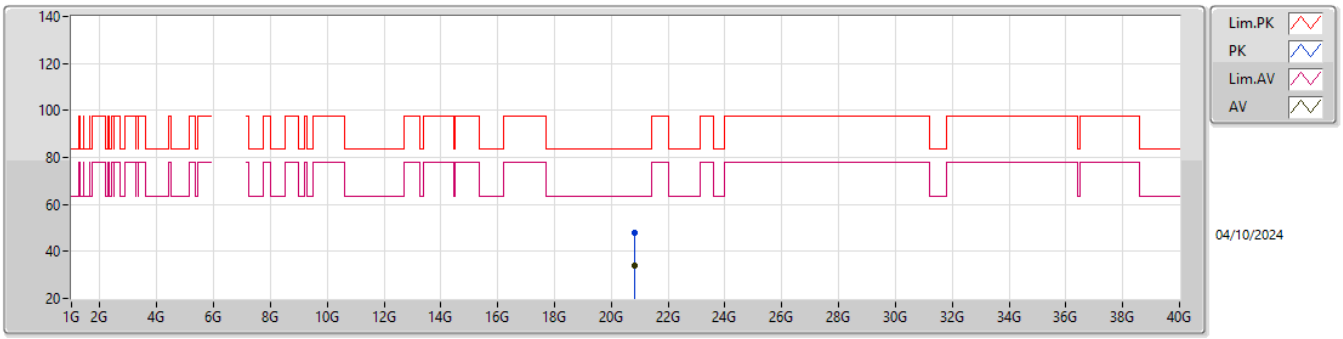

EUT X_4TX
Setting 8
03-E-S-5

Type	Freq	Level	Limit	Margin	Raw	Dist	Condition	Azimuth	Height	Comment	AF	CL	PA
	(Hz)	(dBuV/m)	(dBuV/m)	(dB)	(dBuV)	(m)		(°)	(m)		(dB)	(dB)	(dB)
PK	20.83994G	48.07	83.54	-35.47	43.26	1	Horizontal	119	1.51	-	37.90	15.87	48.96
AV	20.83562G	33.95	63.54	-29.59	29.15	1	Horizontal	119	1.51	-	37.90	15.87	48.97

6.875-7.125GHz_802.11ax HEW80_Nss1,(MCS0)_4TX

7025MHz_TX

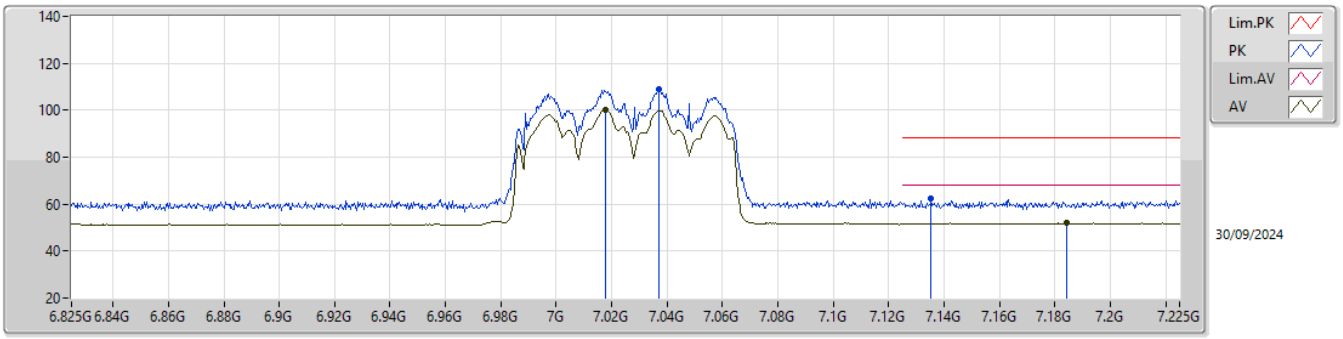

EUT X_4TX
Setting 7.5
03-E-S-5-10

Type	Freq	Level	Limit	Margin	Raw	Dist	Condition	Azimuth	Height	Comment	AF	CL	PA
	(Hz)	(dBuV/m)	(dBuV/m)	(dB)	(dBuV)	(m)		(°)	(m)		(dB)	(dB)	(dB)
PK	7.037G	109.02	Inf	-Inf	100.14	3	Vertical	347	1.72	-	35.60	8.41	35.13
RMS	7.0178G	100.01	Inf	-Inf	91.14	3	Vertical	347	1.72	-	35.60	8.40	35.13
PK	7.1354G	62.17	88.20	-26.03	53.04	3	Vertical	347	1.72	-	35.84	8.43	35.14
RMS	7.1842G	51.91	68.20	-16.29	42.49	3	Vertical	347	1.72	-	36.11	8.45	35.14

6.875-7.125GHz_802.11ax HEW80_Nss1,(MCS0)_4TX

7025MHz_TX

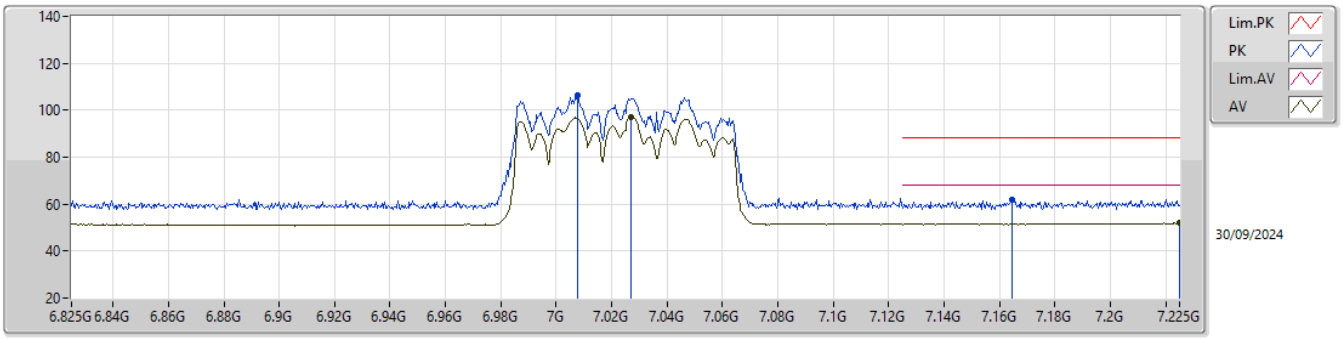

EUT X_4TX
Setting 7.5
03-E-S-5-10

Type	Freq	Level	Limit	Margin	Raw	Dist	Condition	Azimuth	Height	Comment	AF	CL	PA
	(Hz)	(dBuV/m)	(dBuV/m)	(dB)	(dBuV)	(m)		(°)	(m)		(dB)	(dB)	(dB)
PK	7.0078G	106.60	Inf	-Inf	97.73	3	Horizontal	348	1.58	-	35.60	8.40	35.13
RMS	7.027G	97.20	Inf	-Inf	88.32	3	Horizontal	348	1.58	-	35.60	8.41	35.13
PK	7.1646G	62.03	88.20	-26.17	52.74	3	Horizontal	348	1.58	-	35.99	8.44	35.14
RMS	7.225G	51.89	68.20	-16.31	42.23	3	Horizontal	348	1.58	-	36.35	8.46	35.15

6.875-7.125GHz_802.11ax HEW80_Nss1,(MCS0)_4TX

7025MHz_TX

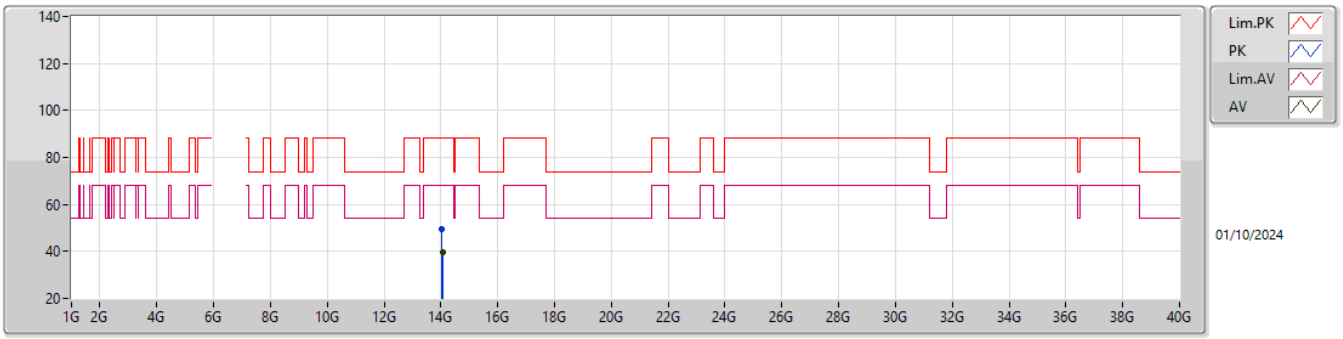

EUT X_4TX
Setting 7.5
03-E-S-5

Type	Freq	Level	Limit	Margin	Raw	Dist	Condition	Azimuth	Height	Comment	AF	CL	PA
	(Hz)	(dBuV/m)	(dBuV/m)	(dB)	(dBuV)	(m)		(°)	(m)		(dB)	(dB)	(dB)
PK	14.04982G	49.41	88.20	-38.79	60.34	3	Vertical	12	1.80	-	41.20	12.22	64.35
RMS	14.04992G	39.66	68.20	-28.54	50.59	3	Vertical	12	1.80	-	41.20	12.22	64.35

6.875-7.125GHz_802.11ax HEW80_Nss1,(MCS0)_4TX

7025MHz_TX

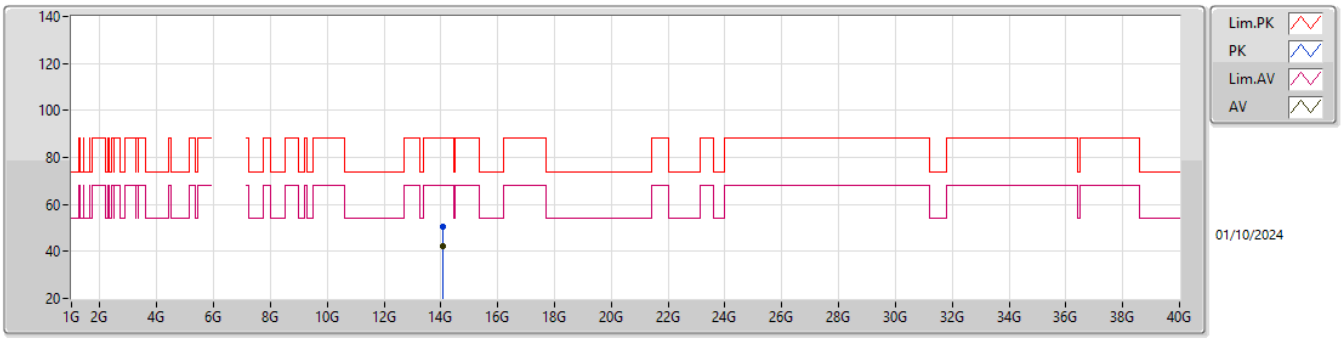

EUT X_4TX
Setting 7.5
03-E-S-5

Type	Freq	Level	Limit	Margin	Raw	Dist	Condition	Azimuth	Height	Comment	AF	CL	PA
	(Hz)	(dBuV/m)	(dBuV/m)	(dB)	(dBuV)	(m)		(°)	(m)		(dB)	(dB)	(dB)
PK	14.0499G	50.74	88.20	-37.46	61.67	3	Horizontal	346	1.95	-	41.20	12.22	64.35
RMS	14.04994G	42.20	68.20	-26.00	53.13	3	Horizontal	346	1.95	-	41.20	12.22	64.35

6.875-7.125GHz_802.11ax HEW80_Nss1,(MCS0)_4TX

7025MHz_TX

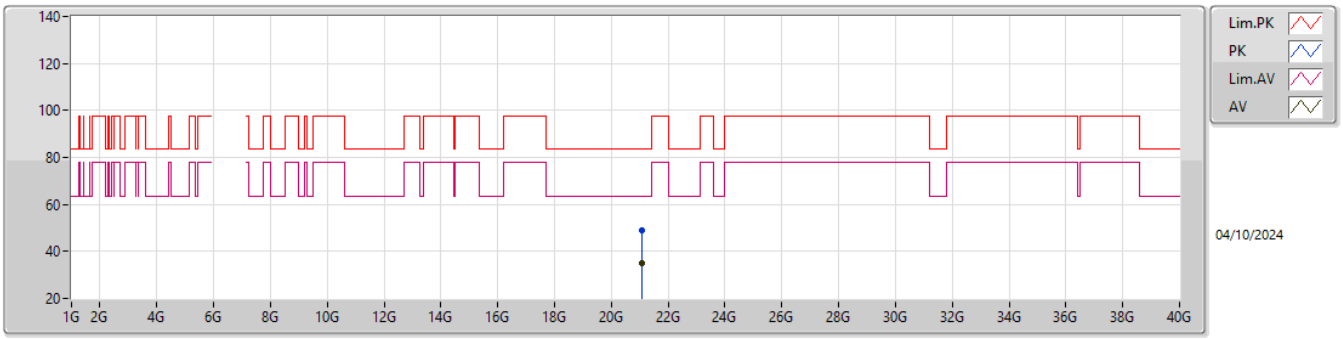

EUT X_4TX
Setting 7.5
03-E-S-5

Type	Freq	Level	Limit	Margin	Raw	Dist	Condition	Azimuth	Height	Comment	AF	CL	PA
	(Hz)	(dBuV/m)	(dBuV/m)	(dB)	(dBuV)	(m)		(°)	(m)		(dB)	(dB)	(dB)
PK	21.08G	48.73	83.54	-34.81	43.54	1	Vertical	283	1.53	-	38.00	16.06	48.87
AV	21.079G	35.19	63.54	-28.35	30.00	1	Vertical	283	1.53	-	38.00	16.06	48.87

6.875-7.125GHz_802.11ax HEW80_Nss1,(MCS0)_4TX

7025MHz_TX

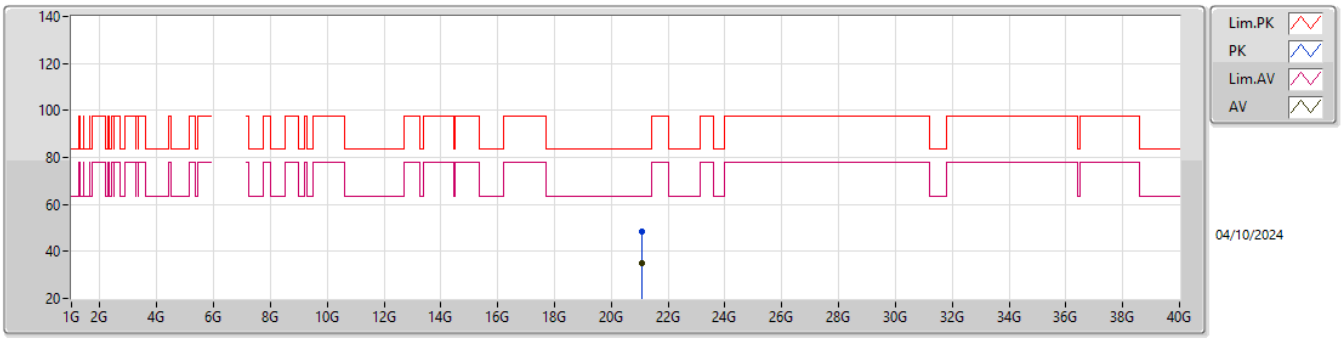

EUT X_4TX
Setting 7.5
03-E-S-5

Type	Freq	Level	Limit	Margin	Raw	Dist	Condition	Azimuth	Height	Comment	AF	CL	PA
	(Hz)	(dBuV/m)	(dBuV/m)	(dB)	(dBuV)	(m)		(°)	(m)		(dB)	(dB)	(dB)
PK	21.07562G	48.46	83.54	-35.08	43.27	1	Horizontal	197	1.50	-	38.00	16.06	48.87
AV	21.07876G	35.24	63.54	-28.30	30.05	1	Horizontal	197	1.50	-	38.00	16.06	48.87

5.925-6.425GHz_802.11ax HEW160_Nss1,(MCS0)_4TX

6025MHz_TX

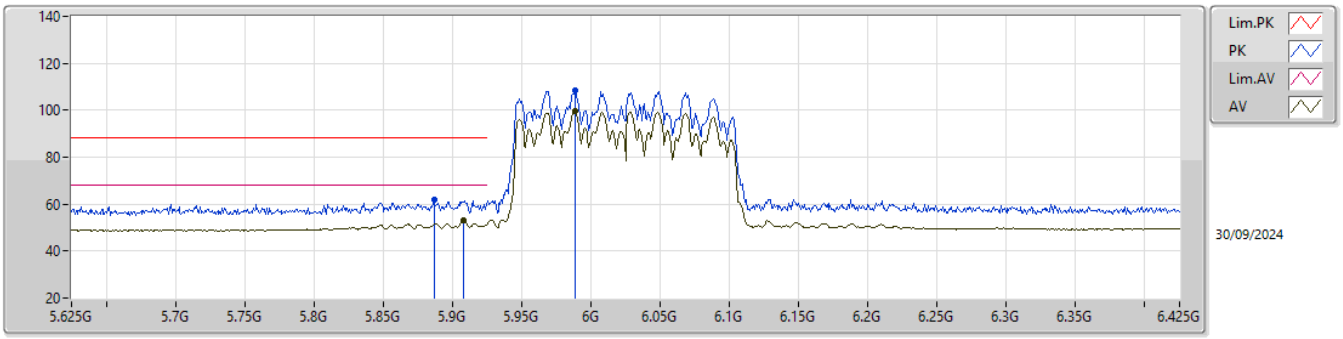

EUT X_4TX
Setting 9
03-E-S-5-10

Type	Freq	Level	Limit	Margin	Raw	Dist	Condition	Azimuth	Height	Comment	AF	CL	PA
	(Hz)	(dBuV/m)	(dBuV/m)	(dB)	(dBuV)	(m)		(°)	(m)		(dB)	(dB)	(dB)
PK	5.8866G	62.08	88.20	-26.12	55.23	3	Vertical	360	1.80	-	34.45	7.60	35.20
RMS	5.9082G	52.85	68.20	-15.35	45.91	3	Vertical	360	1.80	-	34.52	7.62	35.20
PK	5.989G	108.38	Inf	-Inf	101.29	3	Vertical	360	1.80	-	34.60	7.68	35.19
RMS	5.9882G	99.73	Inf	-Inf	92.64	3	Vertical	360	1.80	-	34.60	7.68	35.19

5.925-6.425GHz_802.11ax HEW160_Nss1,(MCS0)_4TX

6025MHz_TX

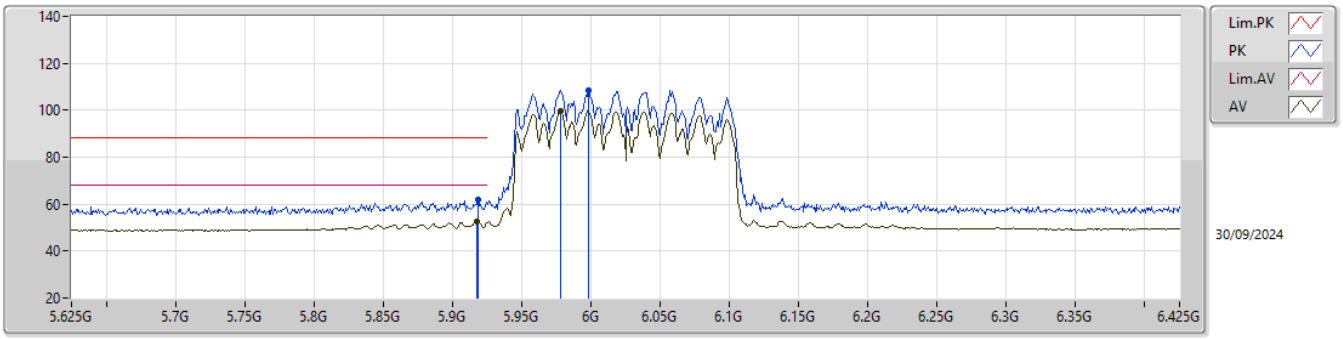

EUT X_4TX
Setting 9
03-E-S-5-10

Type	Freq	Level	Limit	Margin	Raw	Dist	Condition	Azimuth	Height	Comment	AF	CL	PA
	(Hz)	(dBuV/m)	(dBuV/m)	(dB)	(dBuV)	(m)		(°)	(m)		(dB)	(dB)	(dB)
PK	5.9186G	61.88	88.20	-26.32	54.92	3	Horizontal	0	1.67	-	34.54	7.62	35.20
RMS	5.9178G	52.51	68.20	-15.69	45.55	3	Horizontal	0	1.67	-	34.54	7.62	35.20
PK	5.9986G	108.57	Inf	-Inf	101.47	3	Horizontal	0	1.67	-	34.60	7.69	35.19
RMS	5.9778G	99.70	Inf	-Inf	92.62	3	Horizontal	0	1.67	-	34.60	7.67	35.19

5.925-6.425GHz_802.11ax HEW160_Nss1,(MCS0)_4TX

6025MHz_TX

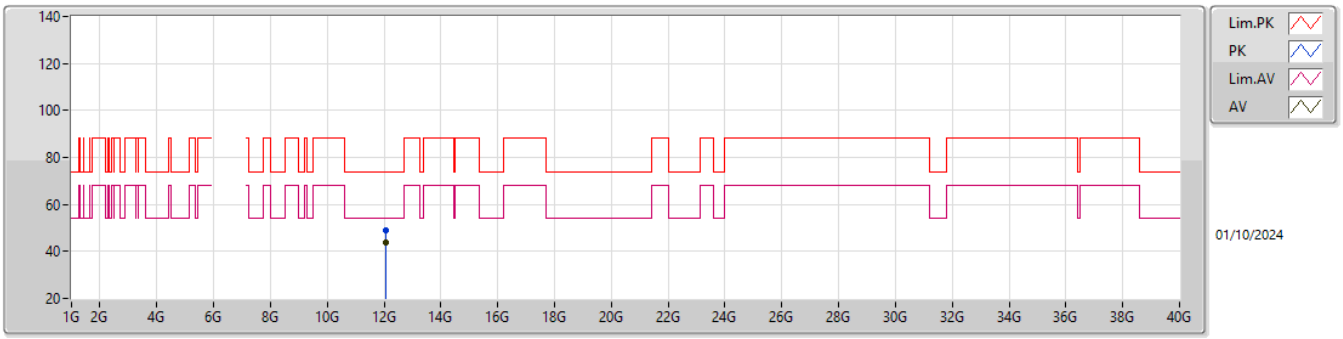

EUT X_4TX
Setting 9
03-E-S-5

Type	Freq	Level	Limit	Margin	Raw	Dist	Condition	Azimuth	Height	Comment	AF	CL	PA
	(Hz)	(dBuV/m)	(dBuV/m)	(dB)	(dBuV)	(m)		(°)	(m)		(dB)	(dB)	(dB)
PK	12.04988G	48.90	74.00	-25.10	64.06	3	Vertical	321	1.20	-	39.00	11.54	65.70
AV	12.04994G	43.96	54.00	-10.04	59.12	3	Vertical	321	1.20	-	39.00	11.54	65.70

5.925-6.425GHz_802.11ax HEW160_Nss1,(MCS0)_4TX

6025MHz_TX

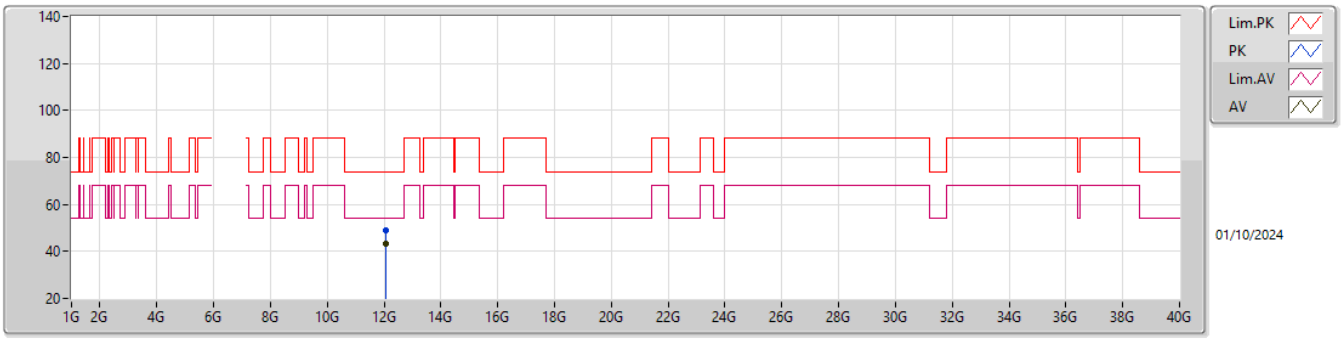

EUT X_4TX
Setting 9
03-E-S-5

Type	Freq	Level	Limit	Margin	Raw	Dist	Condition	Azimuth	Height	Comment	AF	CL	PA
	(Hz)	(dBuV/m)	(dBuV/m)	(dB)	(dBuV)	(m)		(°)	(m)		(dB)	(dB)	(dB)
PK	12.05016G	48.80	74.00	-25.20	63.95	3	Horizontal	224	1.73	-	39.00	11.54	65.69
AV	12.04994G	43.32	54.00	-10.68	58.48	3	Horizontal	224	1.73	-	39.00	11.54	65.70

5.925-6.425GHz_802.11ax HEW160_Nss1,(MCS0)_4TX

6025MHz_TX

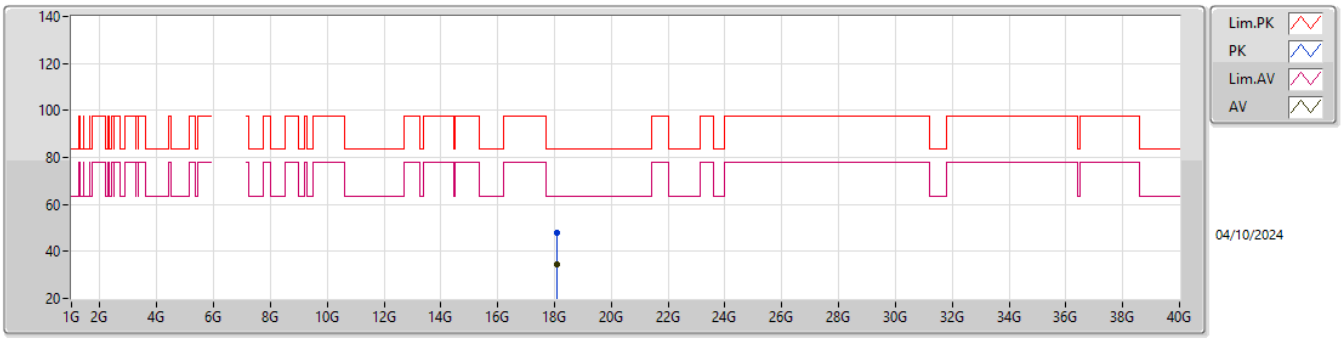

EUT X_4TX
Setting 9
03-E-S-5

Type	Freq	Level	Limit	Margin	Raw	Dist	Condition	Azimuth	Height	Comment	AF	CL	PA
	(Hz)	(dBuV/m)	(dBuV/m)	(dB)	(dBuV)	(m)		(°)	(m)		(dB)	(dB)	(dB)
PK	18.0778G	47.83	83.54	-35.71	44.44	1	Vertical	307	1.50	-	37.57	15.30	49.48
AV	18.07524G	34.44	63.54	-29.10	31.07	1	Vertical	307	1.50	-	37.55	15.30	49.48

5.925-6.425GHz_802.11ax HEW160_Nss1,(MCS0)_4TX

6025MHz_TX

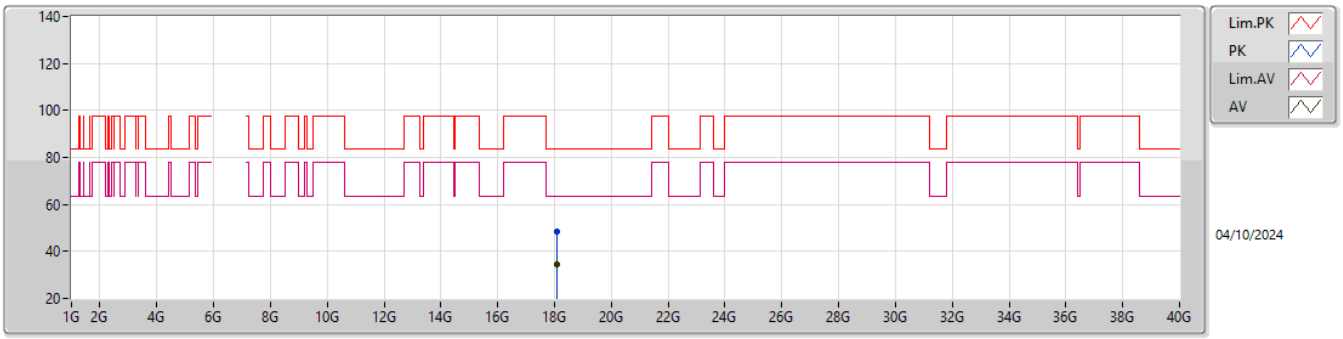

EUT X_4TX
Setting 9
03-E-S-5

Type	Freq	Level	Limit	Margin	Raw	Dist	Condition	Azimuth	Height	Comment	AF	CL	PA
	(Hz)	(dBuV/m)	(dBuV/m)	(dB)	(dBuV)	(m)		(°)	(m)		(dB)	(dB)	(dB)
PK	18.07466G	48.20	83.54	-35.34	44.83	1	Horizontal	66	1.44	-	37.55	15.30	49.48
AV	18.07742G	34.36	63.54	-29.18	30.98	1	Horizontal	66	1.44	-	37.56	15.30	49.48

5.925-6.425GHz_802.11ax HEW160_Nss1,(MCS0)_4TX

6185MHz_TX

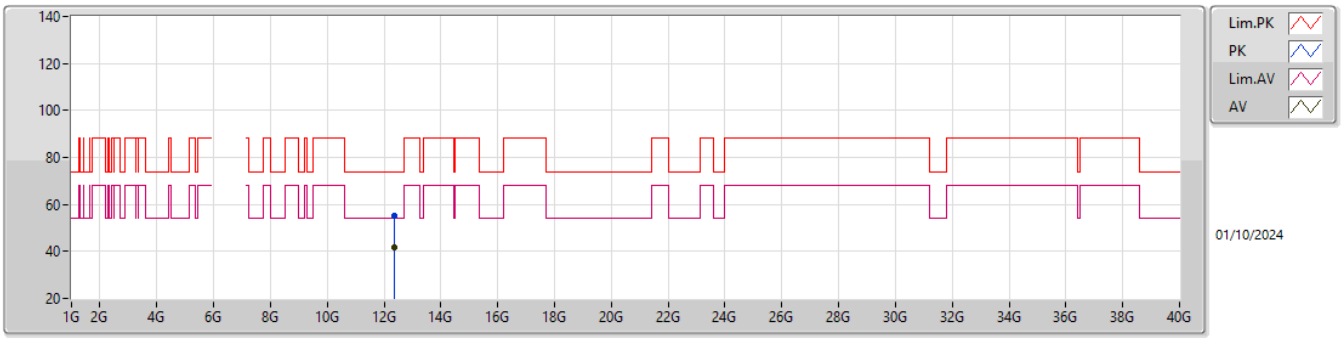

EUT X_4TX
Setting 8
03-E-S-5

Type	Freq	Level	Limit	Margin	Raw	Dist	Condition	Azimuth	Height	Comment	AF	CL	PA
	(Hz)	(dBuV/m)	(dBuV/m)	(dB)	(dBuV)	(m)		(°)	(m)		(dB)	(dB)	(dB)
PK	12.37235G	55.00	74.00	-19.00	70.09	3	Vertical	189	1.88	-	38.66	11.65	65.40
AV	12.36776G	41.90	54.00	-12.10	57.00	3	Vertical	189	1.88	-	38.66	11.65	65.41

5.925-6.425GHz_802.11ax HEW160_Nss1,(MCS0)_4TX

6185MHz_TX

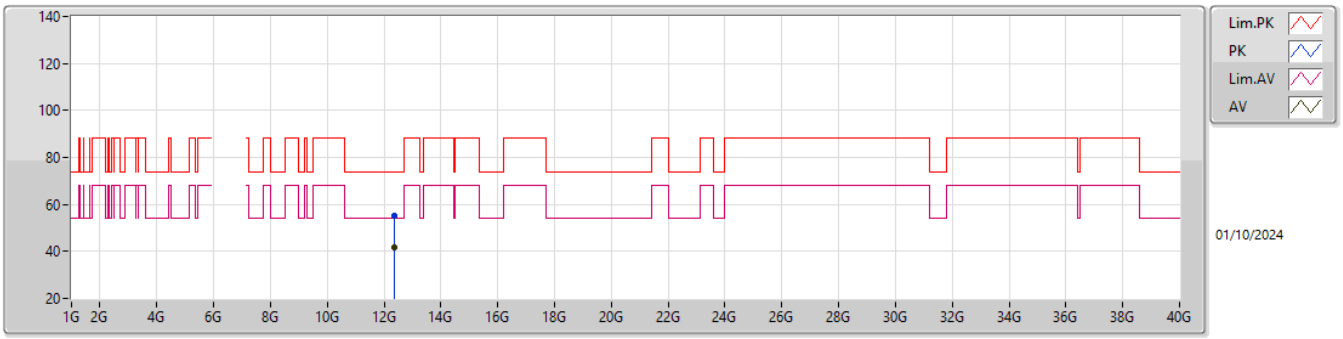

EUT X_4TX
Setting 8
03-E-S-5

Type	Freq	Level	Limit	Margin	Raw	Dist	Condition	Azimuth	Height	Comment	AF	CL	PA
	(Hz)	(dBuV/m)	(dBuV/m)	(dB)	(dBuV)	(m)		(°)	(m)		(dB)	(dB)	(dB)
PK	12.36904G	55.16	74.00	-18.84	70.26	3	Horizontal	230	1.18	-	38.66	11.65	65.41
AV	12.37039G	41.95	54.00	-12.05	57.05	3	Horizontal	230	1.18	-	38.66	11.65	65.41

5.925-6.425GHz_802.11ax HEW160_Nss1,(MCS0)_4TX

6185MHz_TX

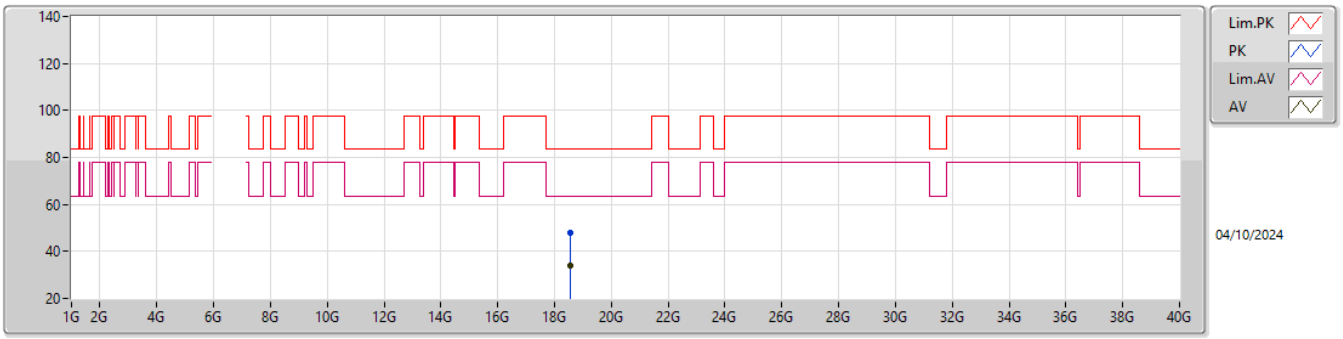

EUT X_4TX
Setting 8
03-E-S-5

Type	Freq	Level	Limit	Margin	Raw	Dist	Condition	Azimuth	Height	Comment	AF	CL	PA
	(Hz)	(dBuV/m)	(dBuV/m)	(dB)	(dBuV)	(m)		(°)	(m)		(dB)	(dB)	(dB)
PK	18.55742G	48.06	83.54	-35.48	44.63	1	Vertical	135	1.50	-	37.80	15.27	49.64
AV	18.55014G	34.19	63.54	-29.35	30.77	1	Vertical	135	1.50	-	37.80	15.27	49.65

5.925-6.425GHz_802.11ax HEW160_Nss1,(MCS0)_4TX

6185MHz_TX

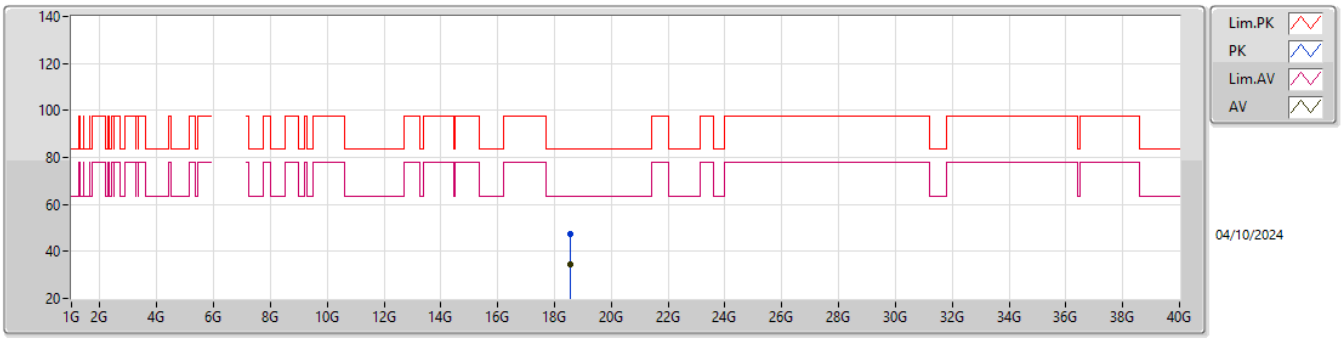

EUT X_4TX
Setting 8
03-E-S-5

Type	Freq	Level	Limit	Margin	Raw	Dist	Condition	Azimuth	Height	Comment	AF	CL	PA
	(Hz)	(dBuV/m)	(dBuV/m)	(dB)	(dBuV)	(m)		(°)	(m)		(dB)	(dB)	(dB)
PK	18.5564G	47.67	83.54	-35.87	44.24	1	Horizontal	148	1.50	-	37.80	15.27	49.64
AV	18.5531G	34.28	63.54	-29.26	30.85	1	Horizontal	148	1.50	-	37.80	15.27	49.64

5.925-6.425GHz_802.11ax HEW160_Nss1,(MCS0)_4TX

6345MHz_TX

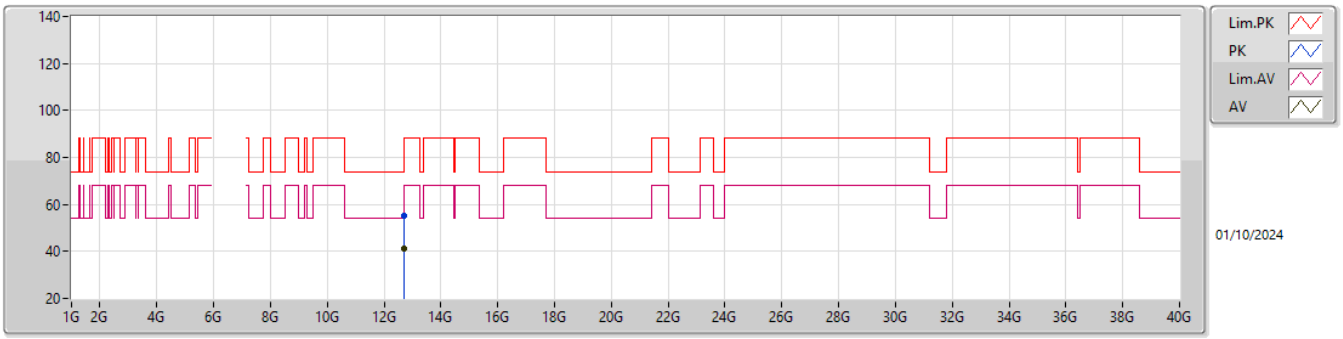

EUT X_4TX
Setting 8.5
03-E-S-5

Type	Freq	Level	Limit	Margin	Raw	Dist	Condition	Azimuth	Height	Comment	AF	CL	PA
	(Hz)	(dBuV/m)	(dBuV/m)	(dB)	(dBuV)	(m)		(°)	(m)		(dB)	(dB)	(dB)
PK	12.68931G	55.01	74.00	-18.99	69.65	3	Vertical	313	1.07	-	38.88	11.75	65.27
AV	12.69031G	41.41	54.00	-12.59	56.05	3	Vertical	313	1.07	-	38.88	11.75	65.27

5.925-6.425GHz_802.11ax HEW160_Nss1,(MCS0)_4TX

6345MHz_TX

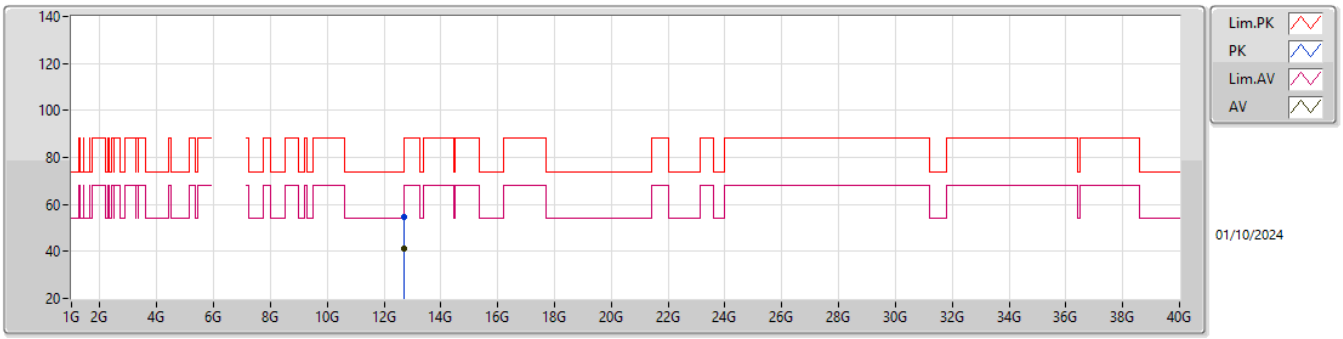

EUT X_4TX
Setting 8.5
03-E-S-5

Type	Freq	Level	Limit	Margin	Raw	Dist	Condition	Azimuth	Height	Comment	AF	CL	PA
	(Hz)	(dBuV/m)	(dBuV/m)	(dB)	(dBuV)	(m)		(°)	(m)		(dB)	(dB)	(dB)
PK	12.68791G	54.76	74.00	-19.24	69.40	3	Horizontal	38	2.16	-	38.88	11.75	65.27
AV	12.69064G	41.44	54.00	-12.56	56.08	3	Horizontal	38	2.16	-	38.88	11.75	65.27

5.925-6.425GHz_802.11ax HEW160_Nss1,(MCS0)_4TX

6345MHz_TX

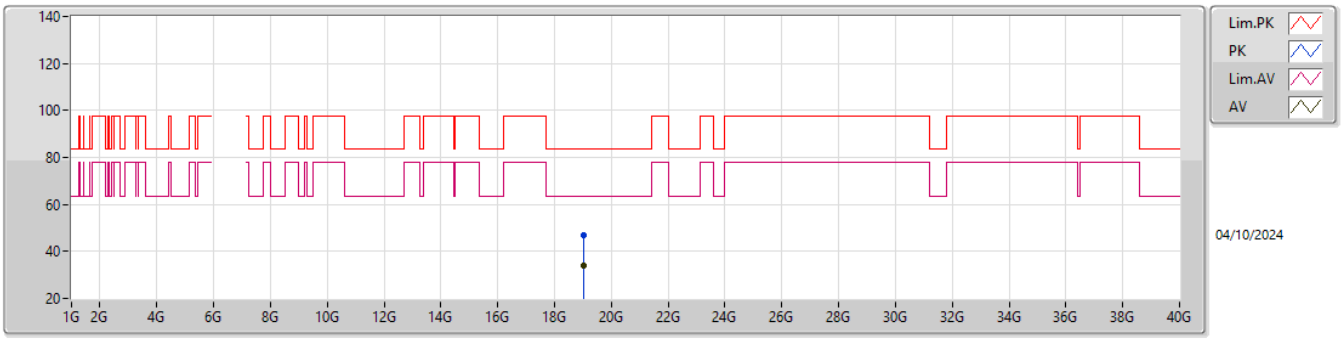

EUT X_4TX
Setting 8.5
03-E-S-5

Type	Freq	Level	Limit	Margin	Raw	Dist	Condition	Azimuth	Height	Comment	AF	CL	PA
	(Hz)	(dBuV/m)	(dBuV/m)	(dB)	(dBuV)	(m)		(°)	(m)		(dB)	(dB)	(dB)
PK	19.03984G	46.82	83.54	-36.72	43.02	1	Vertical	110	1.16	-	37.92	15.25	49.37
AV	19.0383G	33.90	63.54	-29.64	30.10	1	Vertical	110	1.16	-	37.92	15.25	49.37

5.925-6.425GHz_802.11ax HEW160_Nss1,(MCS0)_4TX

6345MHz_TX

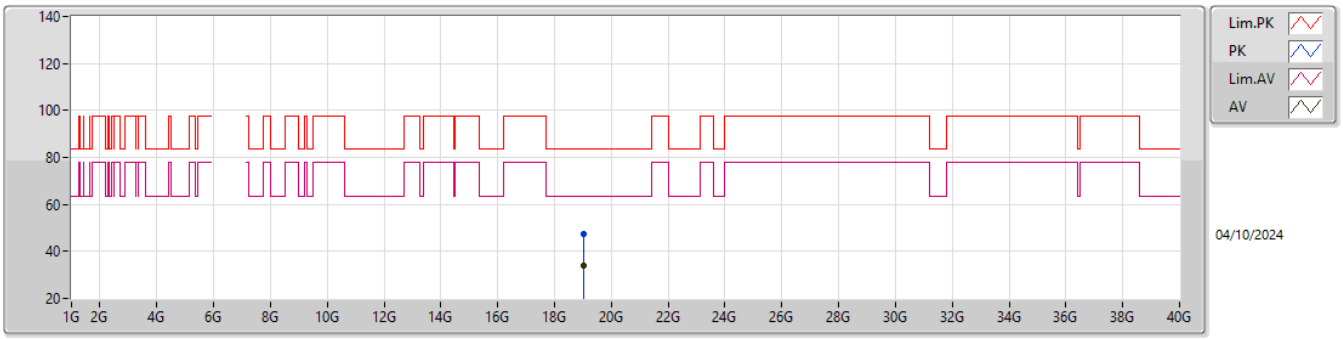

EUT X_4TX
Setting 8.5
03-E-S-5

Type	Freq	Level	Limit	Margin	Raw	Dist	Condition	Azimuth	Height	Comment	AF	CL	PA
	(Hz)	(dBuV/m)	(dBuV/m)	(dB)	(dBuV)	(m)		(°)	(m)		(dB)	(dB)	(dB)
PK	19.03554G	47.17	83.54	-36.37	43.35	1	Horizontal	198	1.50	-	37.93	15.25	49.36
AV	19.03028G	33.86	63.54	-29.68	30.03	1	Horizontal	198	1.50	-	37.94	15.25	49.36

6.425-6.525GHz_802.11ax HEW160_Nss1,(MCS0)_4TX

6505MHz Straddle 6.425-6.525GHz_TX

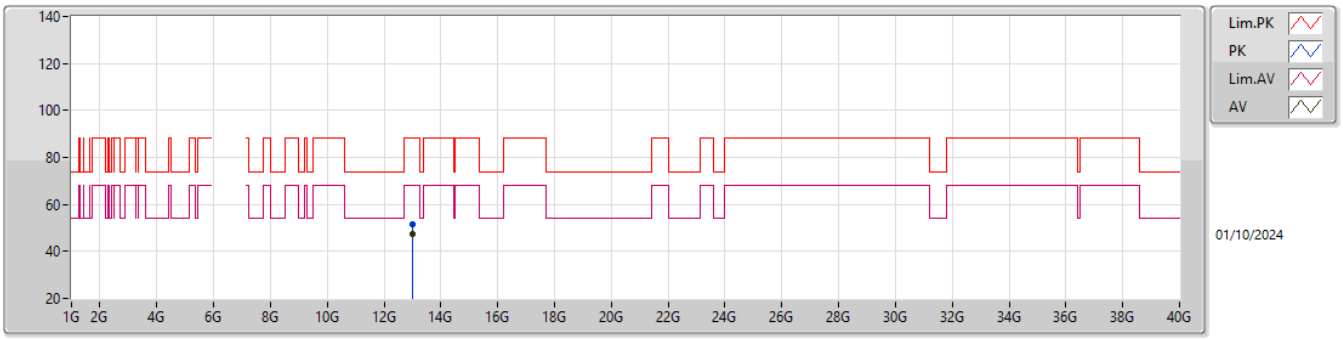

EUT X_4TX
Setting 9.5
03-E-S-5

Type	Freq	Level	Limit	Margin	Raw	Dist	Condition	Azimuth	Height	Comment	AF	CL	PA
	(Hz)	(dBuV/m)	(dBuV/m)	(dB)	(dBuV)	(m)		(°)	(m)		(dB)	(dB)	(dB)
PK	13.01G	51.33	88.20	-36.87	65.36	3	Vertical	251	1.71	-	39.32	11.86	65.21
RMS	13.00994G	47.24	68.20	-20.96	61.27	3	Vertical	251	1.71	-	39.32	11.86	65.21

6.425-6.525GHz_802.11ax HEW160_Nss1,(MCS0)_4TX

6505MHz Straddle 6.425-6.525GHz_TX

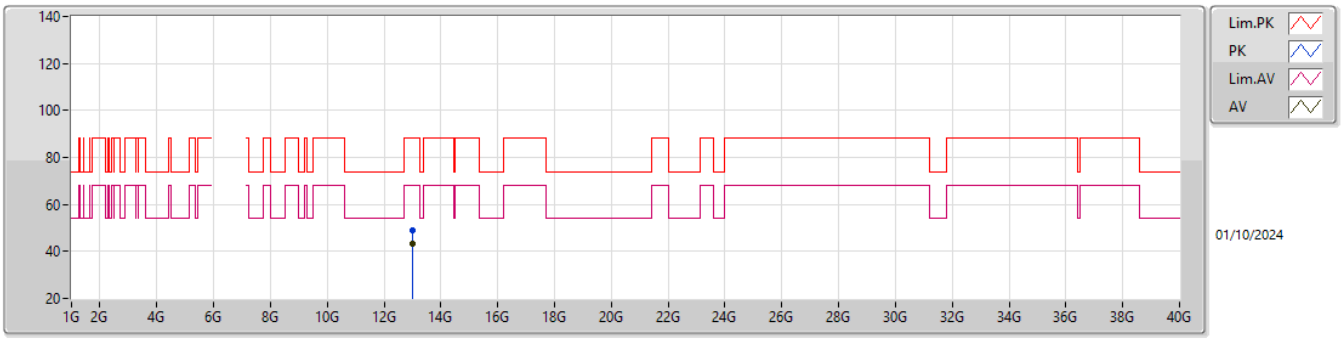

EUT X_4TX
Setting 9.5
03-E-S-5

Type	Freq	Level	Limit	Margin	Raw	Dist	Condition	Azimuth	Height	Comment	AF	CL	PA
	(Hz)	(dBuV/m)	(dBuV/m)	(dB)	(dBuV)	(m)		(°)	(m)		(dB)	(dB)	(dB)
PK	13.01002G	48.77	88.20	-39.43	62.80	3	Horizontal	32	1.80	-	39.32	11.86	65.21
RMS	13.00994G	43.37	68.20	-24.83	57.40	3	Horizontal	32	1.80	-	39.32	11.86	65.21

6.425-6.525GHz_802.11ax HEW160_Nss1,(MCS0)_4TX

6505MHz Straddle 6.425-6.525GHz_TX

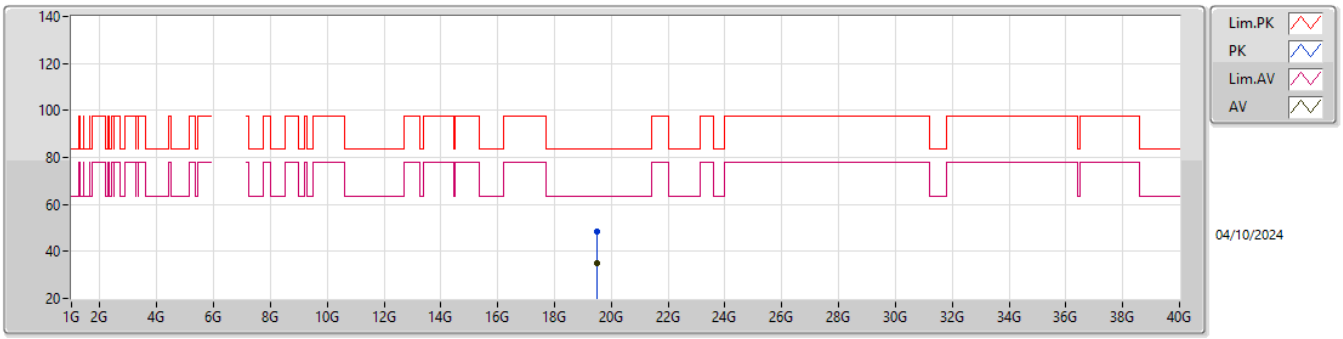

EUT X_4TX
Setting 9.5
03-E-S-5

Type	Freq	Level	Limit	Margin	Raw	Dist	Condition	Azimuth	Height	Comment	AF	CL	PA
	(Hz)	(dBuV/m)	(dBuV/m)	(dB)	(dBuV)	(m)		(°)	(m)		(dB)	(dB)	(dB)
PK	19.51038G	48.49	83.54	-35.05	45.16	1	Vertical	91	1.43	-	37.78	15.22	49.67
AV	19.51108G	34.83	63.54	-28.71	31.50	1	Vertical	91	1.43	-	37.78	15.22	49.67

6.425-6.525GHz_802.11ax HEW160_Nss1,(MCS0)_4TX

6505MHz Straddle 6.425-6.525GHz_TX

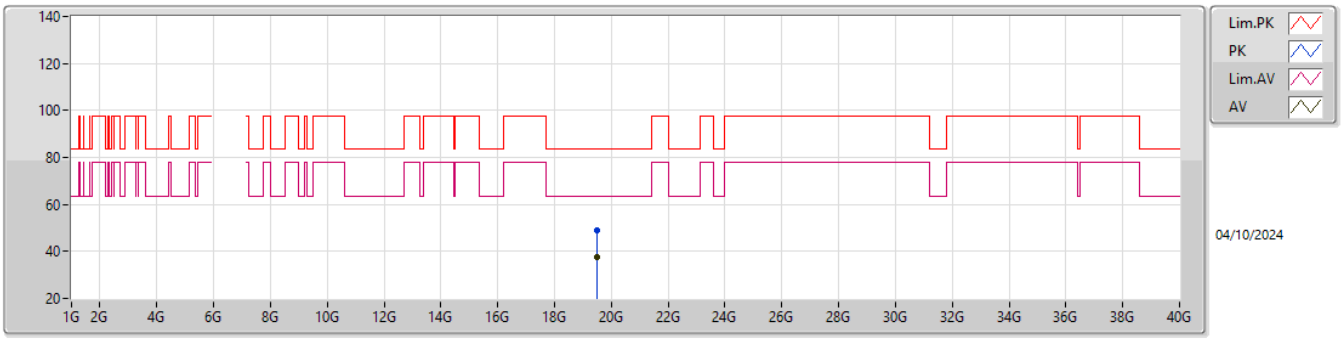

EUT X_4TX
Setting 9.5
03-E-S-5

Type	Freq	Level	Limit	Margin	Raw	Dist	Condition	Azimuth	Height	Comment	AF	CL	PA
	(Hz)	(dBuV/m)	(dBuV/m)	(dB)	(dBuV)	(m)		(°)	(m)		(dB)	(dB)	(dB)
PK	19.51634G	48.81	83.54	-34.73	45.49	1	Horizontal	250	1.49	-	37.77	15.22	49.67
AV	19.51494G	37.46	63.54	-26.08	34.14	1	Horizontal	250	1.49	-	37.77	15.22	49.67

6.525-6.875GHz_802.11ax HEW160_Nss1,(MCS0)_4TX

6665MHz_TX

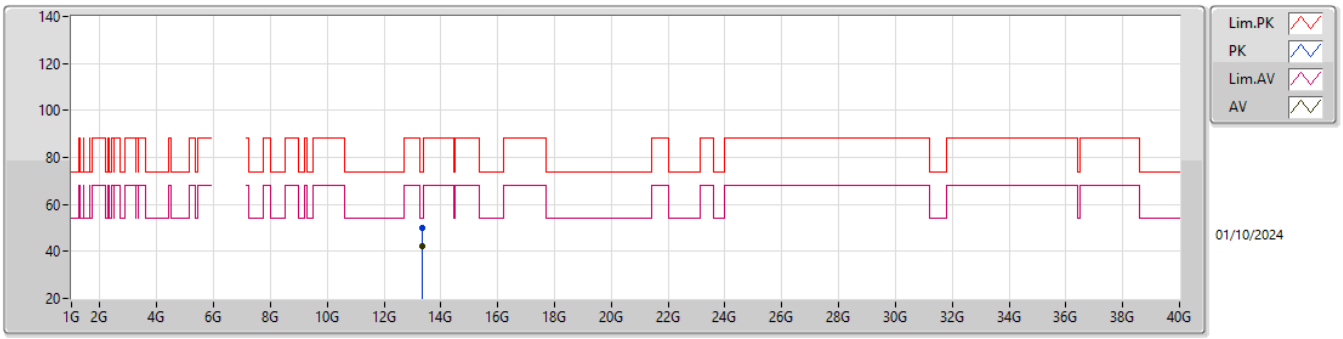

EUT X_4TX
Setting 9.5
03-E-E-2

Type	Freq	Level	Limit	Margin	Raw	Dist	Condition	Azimuth	Height	Comment	AF	CL	PA
	(Hz)	(dBuV/m)	(dBuV/m)	(dB)	(dBuV)	(m)		(°)	(m)		(dB)	(dB)	(dB)
PK	13.3303G	49.81	74.00	-24.19	62.43	3	Vertical	313	1.94	-	40.00	11.97	64.59
AV	13.33G	42.35	54.00	-11.65	54.97	3	Vertical	313	1.94	-	40.00	11.97	64.59

6.525-6.875GHz_802.11ax HEW160_Nss1,(MCS0)_4TX

6665MHz_TX

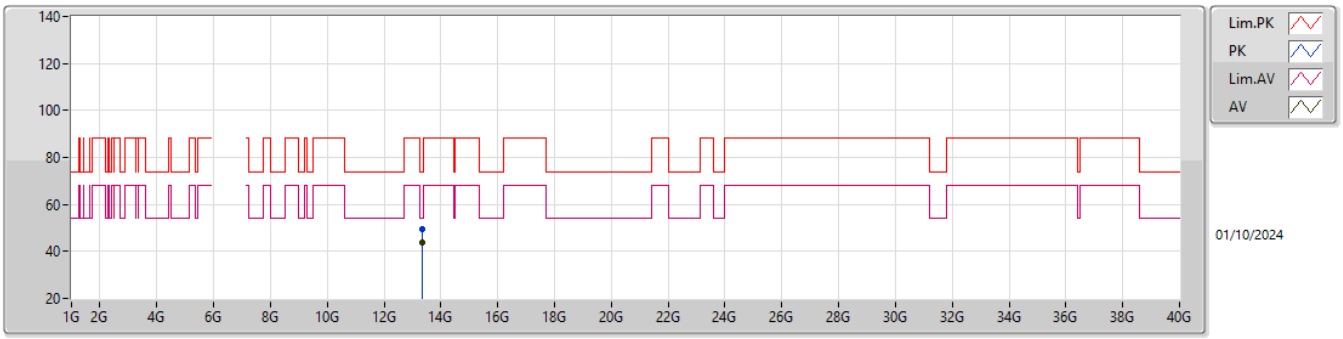

EUT X_4TX
Setting 9.5
03-E-E-2

Type	Freq	Level	Limit	Margin	Raw	Dist	Condition	Azimuth	Height	Comment	AF	CL	PA
	(Hz)	(dBuV/m)	(dBuV/m)	(dB)	(dBuV)	(m)		(°)	(m)		(dB)	(dB)	(dB)
PK	13.33024G	49.71	74.00	-24.29	62.33	3	Horizontal	20	1.71	-	40.00	11.97	64.59
AV	13.32992G	43.69	54.00	-10.31	56.31	3	Horizontal	20	1.71	-	40.00	11.97	64.59

6.525-6.875GHz_802.11ax HEW160_Nss1,(MCS0)_4TX

6665MHz_TX

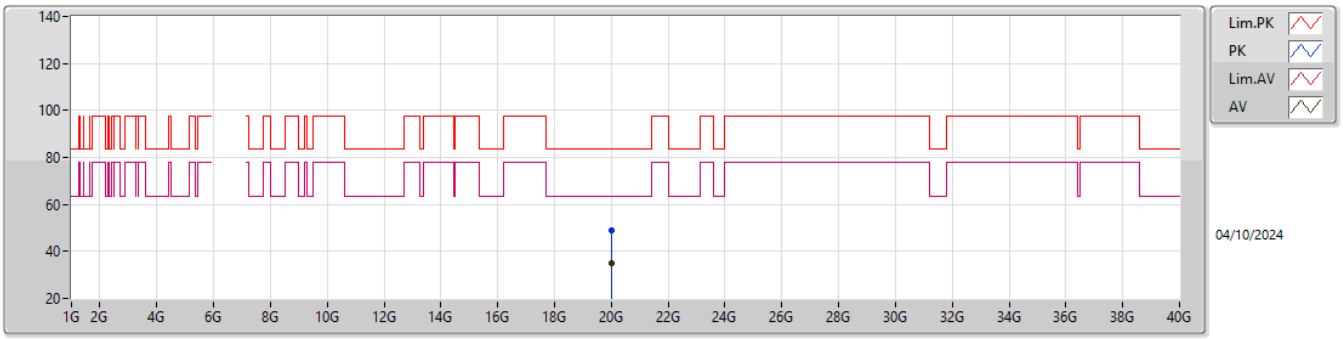

EUT X_4TX
Setting 9.5
03-E-S-5

Type	Freq	Level	Limit	Margin	Raw	Dist	Condition	Azimuth	Height	Comment	AF	CL	PA
	(Hz)	(dBuV/m)	(dBuV/m)	(dB)	(dBuV)	(m)		(°)	(m)		(dB)	(dB)	(dB)
PK	19.99082G	48.89	83.54	-34.65	45.25	1	Vertical	306	1.50	-	37.72	15.20	49.28
AV	19.99844G	35.00	63.54	-28.54	31.37	1	Vertical	306	1.50	-	37.70	15.20	49.27

6.525-6.875GHz_802.11ax HEW160_Nss1,(MCS0)_4TX

6665MHz_TX

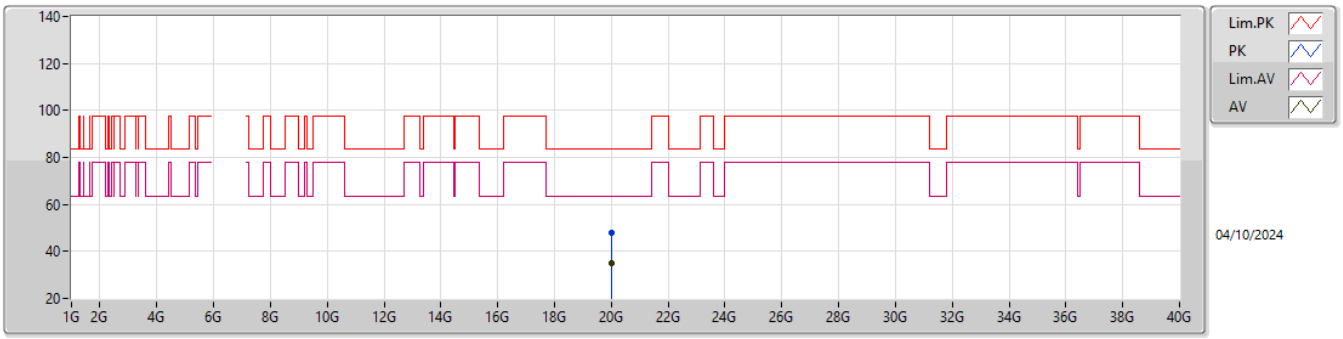

EUT X_4TX
Setting 9.5
03-E-S-5

Type	Freq	Level	Limit	Margin	Raw	Dist	Condition	Azimuth	Height	Comment	AF	CL	PA
	(Hz)	(dBuV/m)	(dBuV/m)	(dB)	(dBuV)	(m)		(°)	(m)		(dB)	(dB)	(dB)
PK	19.99024G	47.93	83.54	-35.61	44.29	1	Horizontal	265	1.50	-	37.72	15.20	49.28
AV	19.9983G	35.02	63.54	-28.52	31.39	1	Horizontal	265	1.50	-	37.70	15.20	49.27

6.525-6.875GHz_802.11ax HEW160_Nss1,(MCS0)_4TX

6825MHz Straddle 6.525-6.875GHz_TX

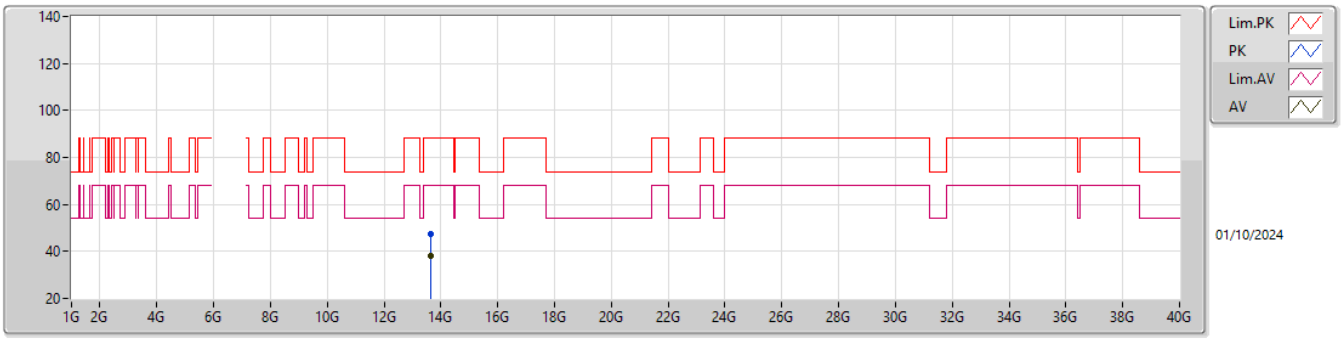

EUT X_4TX
Setting 10
03-E-E-2

Type	Freq	Level	Limit	Margin	Raw	Dist	Condition	Azimuth	Height	Comment	AF	CL	PA
	(Hz)	(dBuV/m)	(dBuV/m)	(dB)	(dBuV)	(m)		(°)	(m)		(dB)	(dB)	(dB)
PK	13.65024G	47.48	88.20	-40.72	59.32	3	Vertical	304	1.98	-	40.40	12.08	64.32
RMS	13.64992G	38.03	68.20	-30.17	49.87	3	Vertical	304	1.98	-	40.40	12.08	64.32

6.525-6.875GHz_802.11ax HEW160_Nss1,(MCS0)_4TX

6825MHz Straddle 6.525-6.875GHz_TX

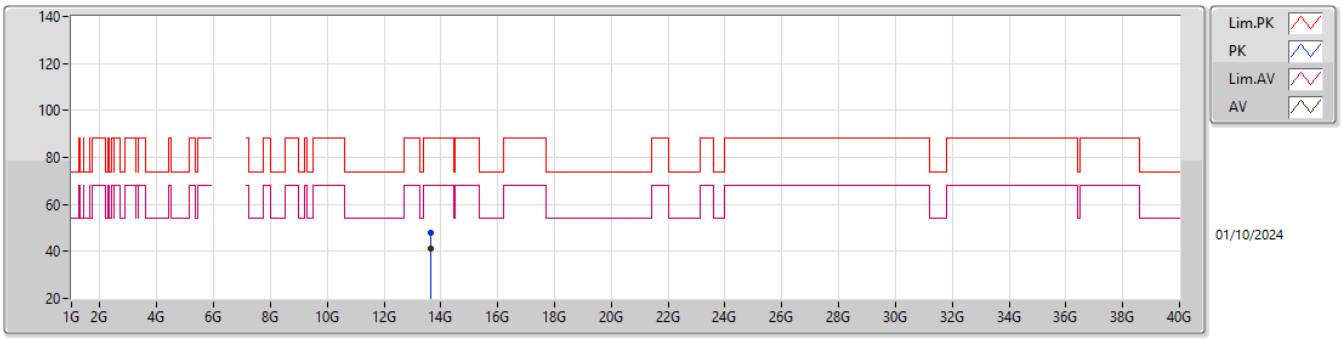

EUT X_4TX
Setting 10
03-E-E-2

Type	Freq	Level	Limit	Margin	Raw	Dist	Condition	Azimuth	Height	Comment	AF	CL	PA
	(Hz)	(dBuV/m)	(dBuV/m)	(dB)	(dBuV)	(m)		(°)	(m)		(dB)	(dB)	(dB)
PK	13.6499G	48.16	88.20	-40.04	60.00	3	Horizontal	7	1.96	-	40.40	12.08	64.32
RMS	13.64998G	41.09	68.20	-27.11	52.93	3	Horizontal	7	1.96	-	40.40	12.08	64.32

6.525-6.875GHz_802.11ax HEW160_Nss1,(MCS0)_4TX

6825MHz Straddle 6.525-6.875GHz_TX

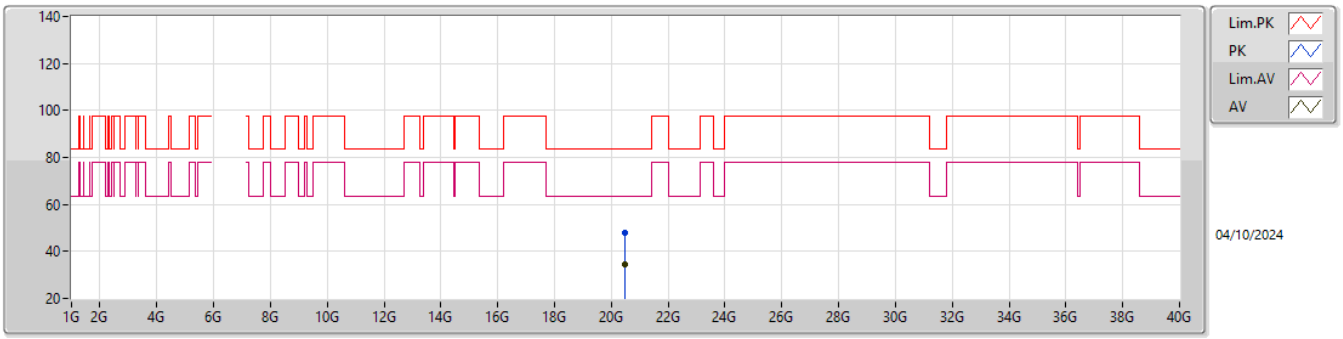

EUT X_4TX
Setting 10
03-E-E-2

Type	Freq	Level	Limit	Margin	Raw	Dist	Condition	Azimuth	Height	Comment	AF	CL	PA
	(Hz)	(dBuV/m)	(dBuV/m)	(dB)	(dBuV)	(m)		(°)	(m)		(dB)	(dB)	(dB)
PK	20.4717G	47.98	83.54	-35.56	43.65	1	Vertical	10	1.50	-	37.90	15.58	49.15
AV	20.47406G	34.57	63.54	-28.97	30.24	1	Vertical	10	1.50	-	37.90	15.58	49.15

6.525-6.875GHz_802.11ax HEW160_Nss1,(MCS0)_4TX

6825MHz Straddle 6.525-6.875GHz_TX

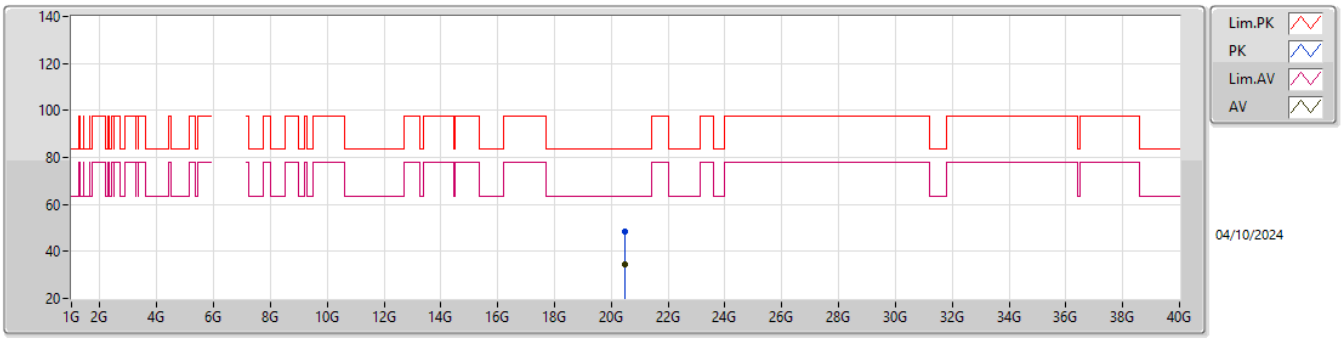

EUT X_4TX
Setting 10
03-E-S-5

Type	Freq	Level	Limit	Margin	Raw	Dist	Condition	Azimuth	Height	Comment	AF	CL	PA
	(Hz)	(dBuV/m)	(dBuV/m)	(dB)	(dBuV)	(m)		(°)	(m)		(dB)	(dB)	(dB)
PK	20.47476G	48.25	83.54	-35.29	43.92	1	Horizontal	311	1.50	-	37.90	15.58	49.15
AV	20.47938G	34.61	63.54	-28.93	30.28	1	Horizontal	311	1.50	-	37.90	15.58	49.15

6.875-7.125GHz_802.11ax HEW160_Nss1,(MCS0)_4TX

6985MHz_TX

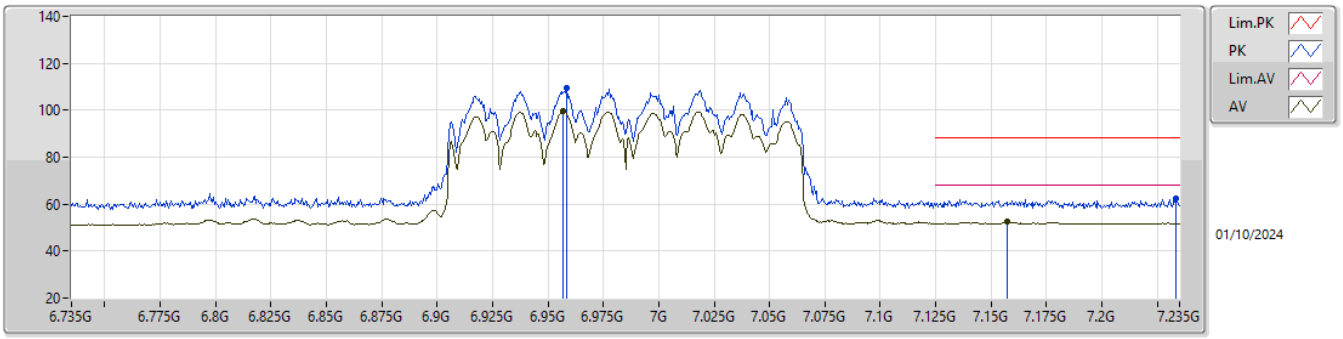

EUT X_4TX
Setting 10
03-E-E-2-10

Type	Freq	Level	Limit	Margin	Raw	Dist	Condition	Azimuth	Height	Comment	AF	CL	PA
	(Hz)	(dBuV/m)	(dBuV/m)	(dB)	(dBuV)	(m)		(°)	(m)		(dB)	(dB)	(dB)
PK	6.9585G	109.48	Inf	-Inf	100.64	3	Vertical	349	1.65	-	35.60	8.38	35.14
RMS	6.957G	99.75	Inf	-Inf	90.91	3	Vertical	349	1.65	-	35.60	8.38	35.14
PK	7.2335G	62.47	88.20	-25.73	52.76	3	Vertical	349	1.65	-	36.40	8.46	35.15
RMS	7.1575G	52.38	68.20	-15.82	43.14	3	Vertical	349	1.65	-	35.94	8.44	35.14

6.875-7.125GHz_802.11ax HEW160_Nss1,(MCS0)_4TX

6985MHz_TX

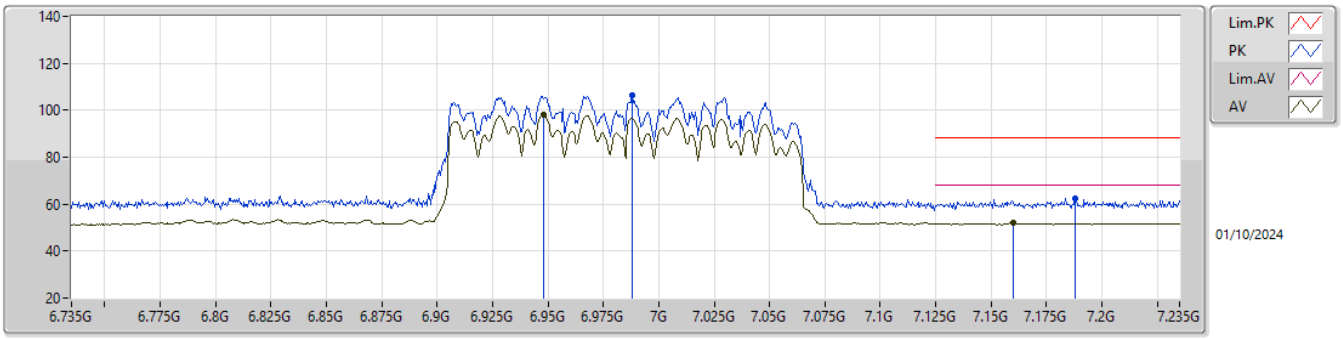

EUT X_4TX
Setting 10
03-E-E-2-10

Type	Freq	Level	Limit	Margin	Raw	Dist	Condition	Azimuth	Height	Comment	AF	CL	PA
	(Hz)	(dBuV/m)	(dBuV/m)	(dB)	(dBuV)	(m)		(°)	(m)		(dB)	(dB)	(dB)
PK	6.988G	106.25	Inf	-Inf	97.38	3	Horizontal	352	1.61	-	35.60	8.40	35.13
RMS	6.948G	97.97	Inf	-Inf	89.13	3	Horizontal	352	1.61	-	35.60	8.38	35.14
PK	7.188G	62.21	88.20	-25.99	52.78	3	Horizontal	352	1.61	-	36.13	8.45	35.15
RMS	7.16G	51.88	68.20	-16.32	42.62	3	Horizontal	352	1.61	-	35.96	8.44	35.14

6.875-7.125GHz_802.11ax HEW160_Nss1,(MCS0)_4TX

6985MHz_TX

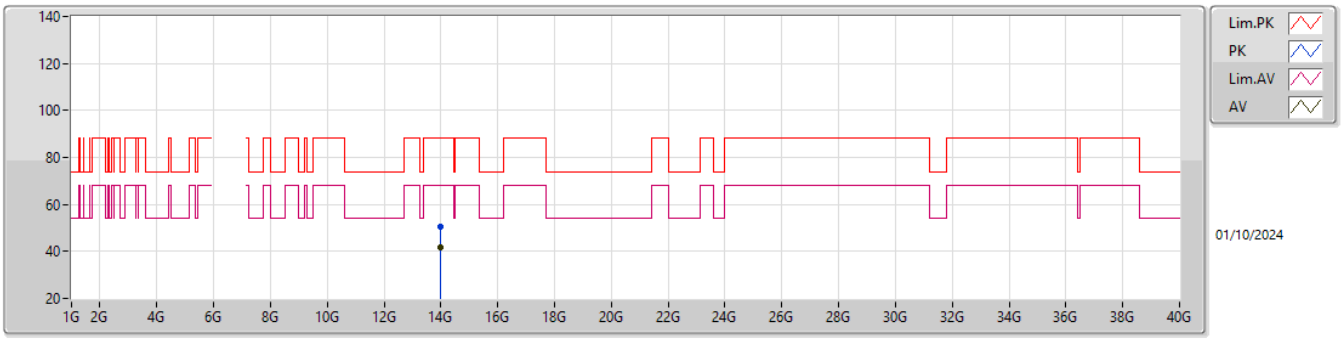

EUT X_4TX
Setting 10
03-E-E-2

Type	Freq	Level	Limit	Margin	Raw	Dist	Condition	Azimuth	Height	Comment	AF	CL	PA
	(Hz)	(dBuV/m)	(dBuV/m)	(dB)	(dBuV)	(m)		(°)	(m)		(dB)	(dB)	(dB)
PK	13.97002G	50.27	88.20	-37.93	61.45	3	Vertical	57	1.80	-	41.08	12.19	64.45
RMS	13.96996G	41.66	68.20	-26.54	52.84	3	Vertical	57	1.80	-	41.08	12.19	64.45

6.875-7.125GHz_802.11ax HEW160_Nss1,(MCS0)_4TX

6985MHz_TX

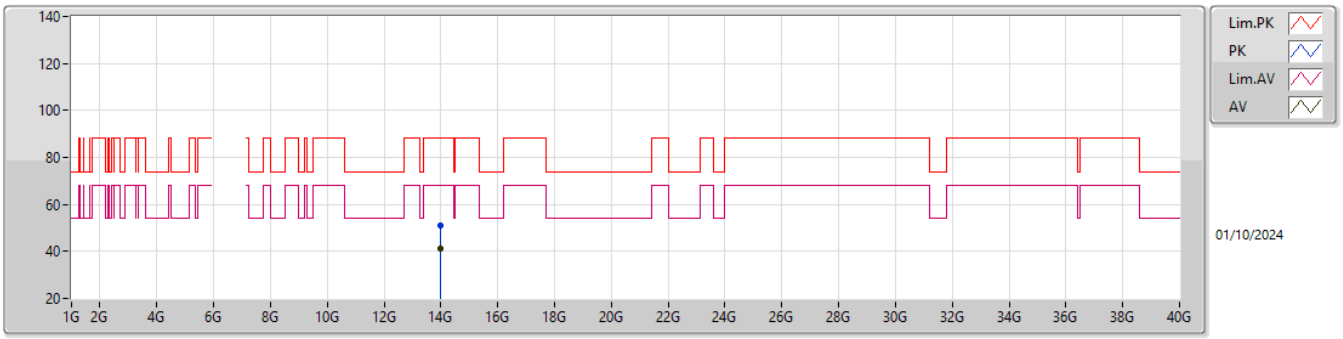

EUT X_4TX
Setting 10
03-E-E-2

Type	Freq	Level	Limit	Margin	Raw	Dist	Condition	Azimuth	Height	Comment	AF	CL	PA
	(Hz)	(dBuV/m)	(dBuV/m)	(dB)	(dBuV)	(m)		(°)	(m)		(dB)	(dB)	(dB)
PK	13.96996G	50.85	88.20	-37.35	62.03	3	Horizontal	236	1.66	-	41.08	12.19	64.45
RMS	13.96999G	41.25	68.20	-26.95	52.43	3	Horizontal	236	1.66	-	41.08	12.19	64.45

6.875-7.125GHz_802.11ax HEW160_Nss1,(MCS0)_4TX

6985MHz_TX

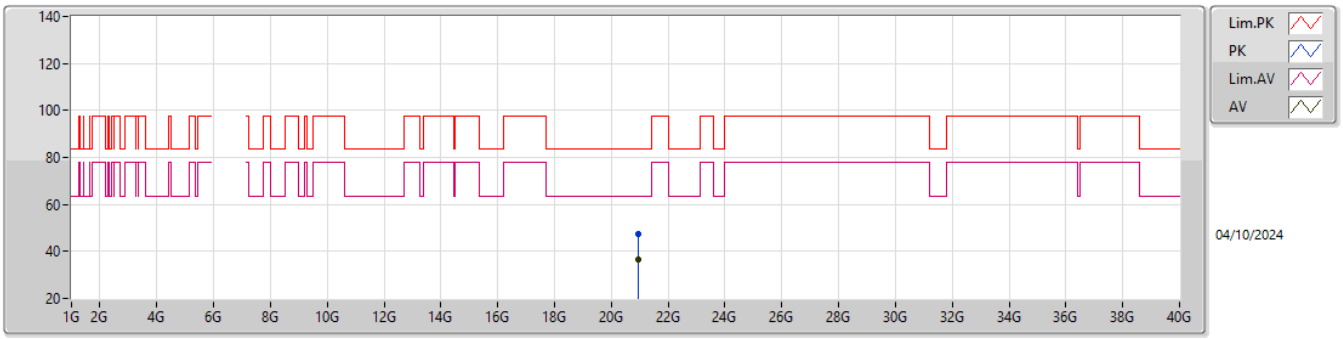

EUT X_4TX
Setting 10
03-E-S-5

Type	Freq	Level	Limit	Margin	Raw	Dist	Condition	Azimuth	Height	Comment	AF	CL	PA
	(Hz)	(dBuV/m)	(dBuV/m)	(dB)	(dBuV)	(m)		(°)	(m)		(dB)	(dB)	(dB)
PK	20.9545G	47.55	83.54	-35.99	42.58	1	Vertical	254	1.84	-	37.91	15.96	48.90
AV	20.9548G	36.57	63.54	-26.97	31.60	1	Vertical	254	1.84	-	37.91	15.96	48.90

6.875-7.125GHz_802.11ax HEW160_Nss1,(MCS0)_4TX

6985MHz_TX

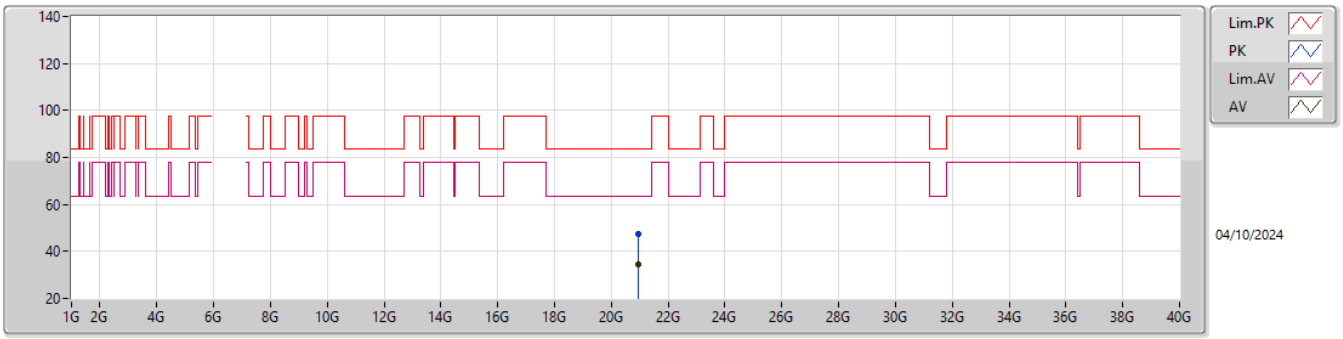

EUT X_4TX
Setting 10
03-E-E-2

Type	Freq	Level	Limit	Margin	Raw	Dist	Condition	Azimuth	Height	Comment	AF	CL	PA
	(Hz)	(dBuV/m)	(dBuV/m)	(dB)	(dBuV)	(m)		(°)	(m)		(dB)	(dB)	(dB)
PK	20.95624G	47.45	83.54	-36.09	42.48	1	Horizontal	255	1.78	-	37.91	15.96	48.90
AV	20.9549G	34.57	63.54	-28.97	29.60	1	Horizontal	255	1.78	-	37.91	15.96	48.90

5.925-6.425GHz_802.11ax HEW20-BF_Nss1,(MCS4)_4TX

5955MHz_TX

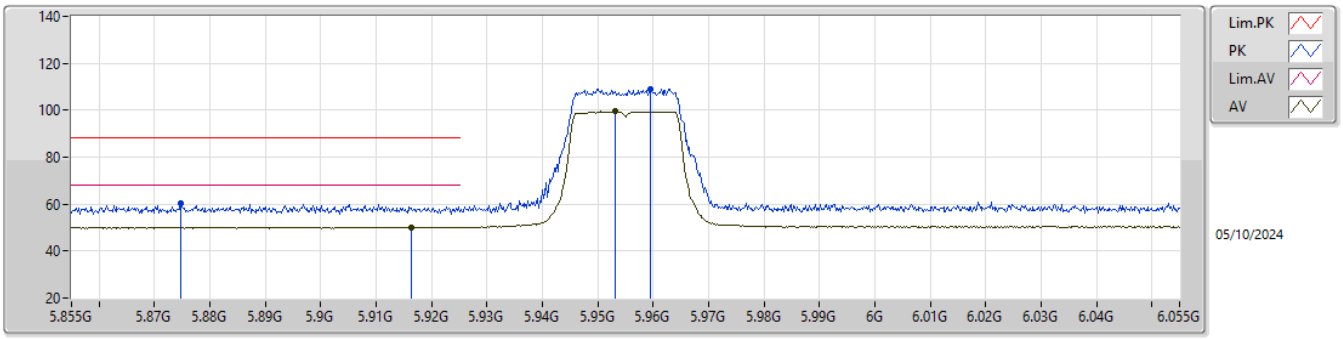

EUT X_4TX
Setting 7
03-E-S-5-10

Type	Freq	Level	Limit	Margin	Raw	Dist	Condition	Azimuth	Height	Comment	AF	CL	PA
	(Hz)	(dBuV/m)	(dBuV/m)	(dB)	(dBuV)	(m)		(°)	(m)		(dB)	(dB)	(dB)
PK	5.8748G	60.20	88.20	-28.00	52.96	3	Vertical	356	1.87	-	34.40	8.04	35.20
RMS	5.9164G	50.22	68.20	-17.98	42.81	3	Vertical	356	1.87	-	34.53	8.08	35.20
PK	5.9596G	109.17	Inf	-Inf	101.63	3	Vertical	356	1.87	-	34.60	8.13	35.19
RMS	5.9532G	99.42	Inf	-Inf	91.89	3	Vertical	356	1.87	-	34.60	8.12	35.19

5.925-6.425GHz_802.11ax HEW20-BF_Nss1,(MCS4)_4TX

5955MHz_TX

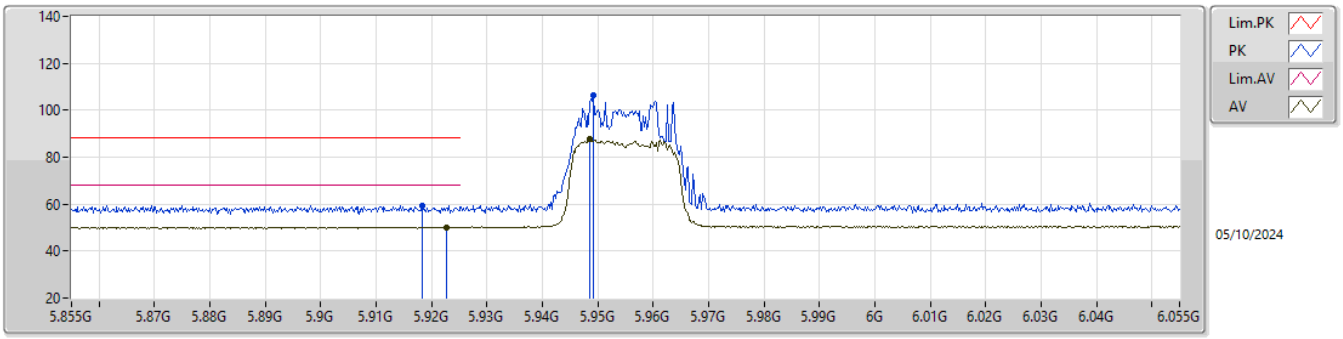

EUT X_4TX
Setting 7
03-E-S-5-10

Type	Freq	Level	Limit	Margin	Raw	Dist	Condition	Azimuth	Height	Comment	AF	CL	PA
	(Hz)	(dBuV/m)	(dBuV/m)	(dB)	(dBuV)	(m)		(°)	(m)		(dB)	(dB)	(dB)
PK	5.9182G	59.55	88.20	-28.65	52.13	3	Horizontal	358	1.80	-	34.54	8.08	35.20
RMS	5.9226G	50.22	68.20	-17.98	42.78	3	Horizontal	358	1.80	-	34.55	8.09	35.20
PK	5.9492G	106.16	Inf	-Inf	98.64	3	Horizontal	358	1.80	-	34.60	8.12	35.20
RMS	5.9486G	87.57	Inf	-Inf	80.05	3	Horizontal	358	1.80	-	34.60	8.12	35.20

5.925-6.425GHz_802.11ax HEW20-BF_Nss1,(MCS4)_4TX

5955MHz_TX

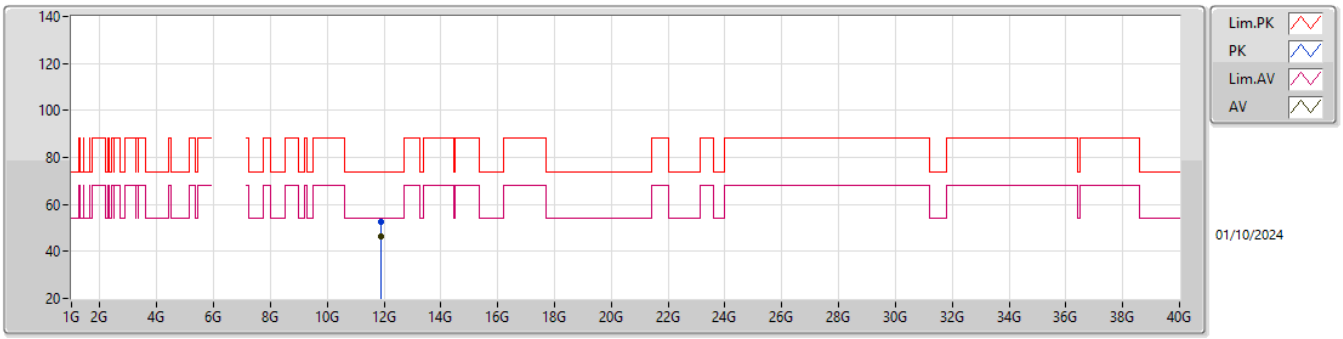

EUT X_4TX
Setting 7
03-E-S-5

Type	Freq	Level	Limit	Margin	Raw	Dist	Condition	Azimuth	Height	Comment	AF	CL	PA
	(Hz)	(dBuV/m)	(dBuV/m)	(dB)	(dBuV)	(m)		(°)	(m)		(dB)	(dB)	(dB)
PK	11.90991G	52.51	74.00	-21.49	67.32	3	Vertical	332	1.23	-	39.20	11.79	65.80
AV	11.90999G	46.17	54.00	-7.83	60.98	3	Vertical	332	1.23	-	39.20	11.79	65.80

5.925-6.425GHz_802.11ax HEW20-BF_Nss1,(MCS4)_4TX

5955MHz_TX

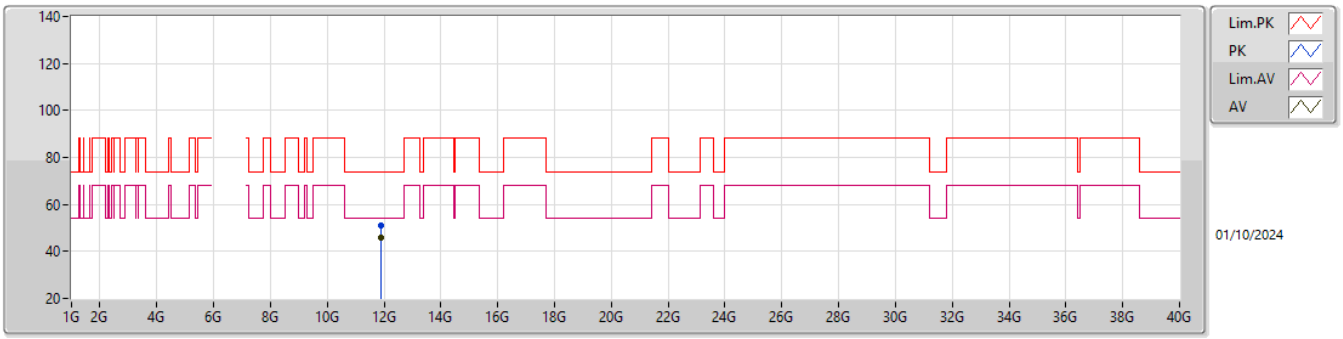

EUT X_4TX
Setting 7
03-E-S-5

Type	Freq	Level	Limit	Margin	Raw	Dist	Condition	Azimuth	Height	Comment	AF	CL	PA
	(Hz)	(dBuV/m)	(dBuV/m)	(dB)	(dBuV)	(m)		(°)	(m)		(dB)	(dB)	(dB)
PK	11.91004G	51.28	74.00	-22.72	66.09	3	Horizontal	225	2.06	-	39.20	11.79	65.80
AV	11.90997G	45.86	54.00	-8.14	60.67	3	Horizontal	225	2.06	-	39.20	11.79	65.80

5.925-6.425GHz_802.11ax HEW20-BF_Nss1,(MCS4)_4TX

5955MHz_TX

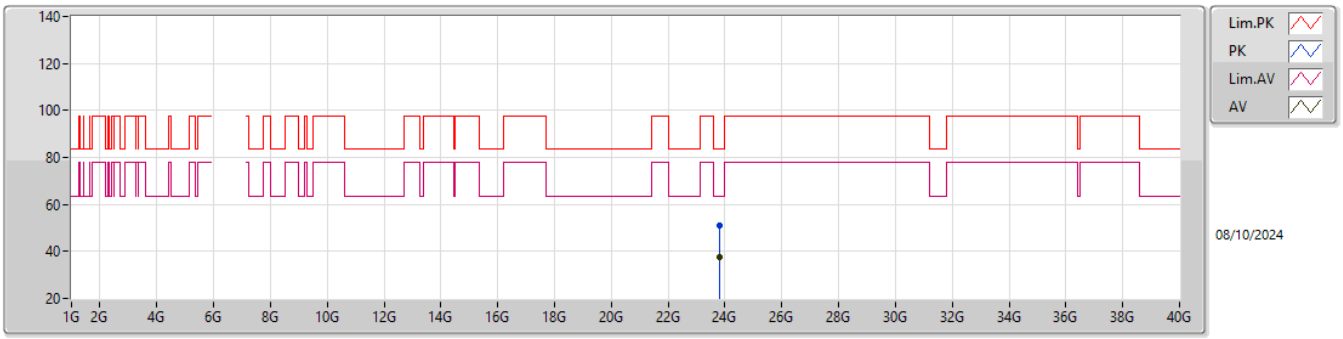

EUT X_4TX
Setting 7
03-E-S-5

Type	Freq	Level	Limit	Margin	Raw	Dist	Condition	Azimuth	Height	Comment	AF	CL	PA
	(Hz)	(dBuV/m)	(dBuV/m)	(dB)	(dBuV)	(m)		(°)	(m)		(dB)	(dB)	(dB)
PK	23.81978G	51.28	83.54	-32.26	NaN	1	Vertical	352	2.43	-	NaN	17.35	47.18
AV	23.81796G	37.82	63.54	-25.72	NaN	1	Vertical	352	2.43	-	NaN	17.35	47.18

5.925-6.425GHz_802.11ax HEW20-BF_Nss1,(MCS4)_4TX

5955MHz_TX

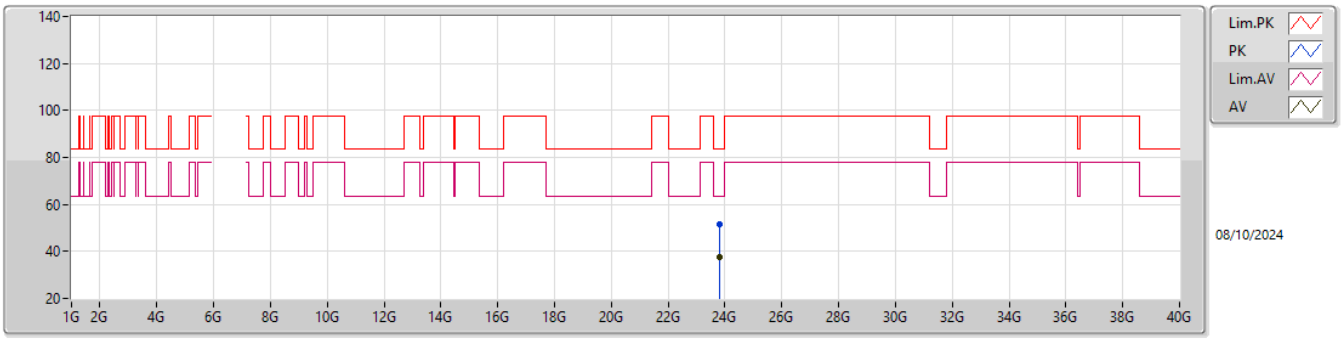

EUT X_4TX
Setting 7
03-E-S-5

Type	Freq	Level	Limit	Margin	Raw	Dist	Condition	Azimuth	Height	Comment	AF	CL	PA
	(Hz)	(dBuV/m)	(dBuV/m)	(dB)	(dBuV)	(m)		(°)	(m)		(dB)	(dB)	(dB)
PK	23.8202G	51.59	83.54	-31.95	NaN	1	Horizontal	16	1.82	-	NaN	17.35	47.18
AV	23.81716G	37.78	63.54	-25.76	NaN	1	Horizontal	16	1.82	-	NaN	17.35	47.18

5.925-6.425GHz_802.11ax HEW20-BF_Nss1,(MCS4)_4TX

6195MHz_TX

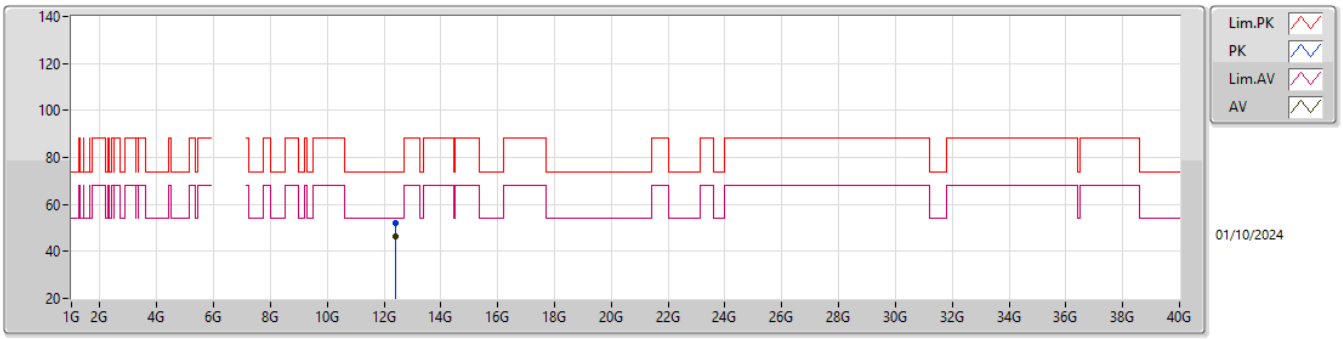

EUT X_4TX
Setting 8
03-E-S-5

Type	Freq	Level	Limit	Margin	Raw	Dist	Condition	Azimuth	Height	Comment	AF	CL	PA
	(Hz)	(dBuV/m)	(dBuV/m)	(dB)	(dBuV)	(m)		(°)	(m)		(dB)	(dB)	(dB)
PK	12.38992G	51.94	74.00	-22.06	66.91	3	Vertical	11	1.80	-	38.62	11.80	65.39
AV	12.38997G	46.43	54.00	-7.57	61.40	3	Vertical	11	1.80	-	38.62	11.80	65.39

5.925-6.425GHz_802.11ax HEW20-BF_Nss1,(MCS4)_4TX

6195MHz_TX

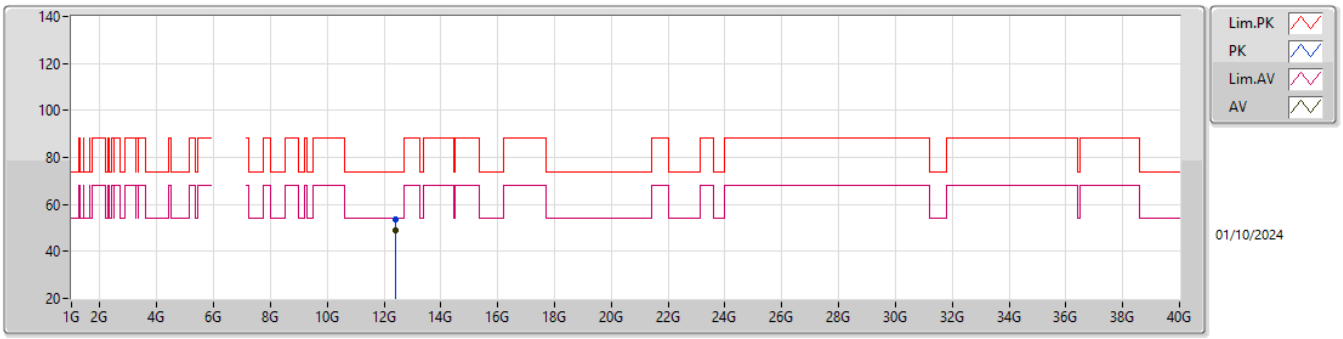

EUT X_4TX
Setting 8
03-E-S-5

Type	Freq	Level	Limit	Margin	Raw	Dist	Condition	Azimuth	Height	Comment	AF	CL	PA
	(Hz)	(dBuV/m)	(dBuV/m)	(dB)	(dBuV)	(m)		(°)	(m)		(dB)	(dB)	(dB)
PK	12.38999G	53.70	74.00	-20.30	68.67	3	Horizontal	248	1.80	-	38.62	11.80	65.39
AV	12.39G	49.21	54.00	-4.79	64.18	3	Horizontal	248	1.80	-	38.62	11.80	65.39

5.925-6.425GHz_802.11ax HEW20-BF_Nss1,(MCS4)_4TX

6195MHz_TX

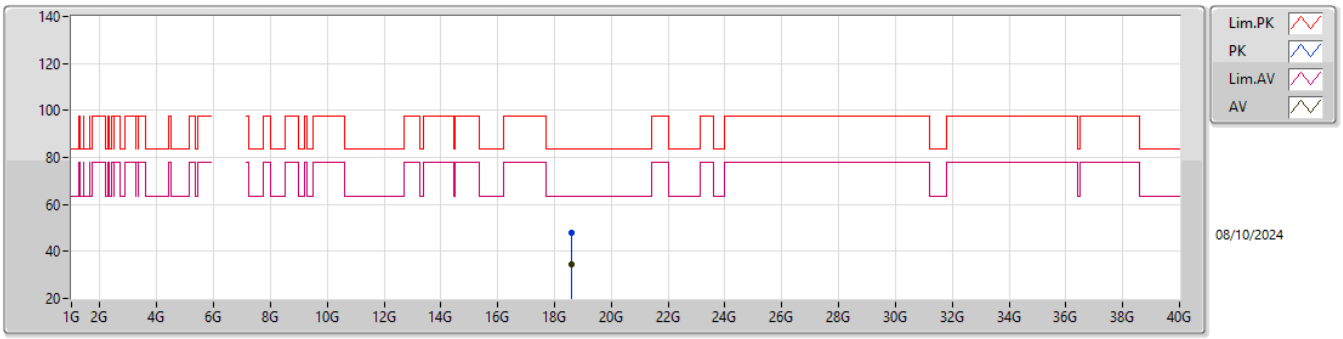

EUT X_4TX
Setting 8
03-E-S-5

Type	Freq	Level	Limit	Margin	Raw	Dist	Condition	Azimuth	Height	Comment	AF	CL	PA
	(Hz)	(dBuV/m)	(dBuV/m)	(dB)	(dBuV)	(m)		(°)	(m)		(dB)	(dB)	(dB)
PK	18.58012G	48.13	83.54	-35.41	NaN	1	Vertical	7	2.62	-	NaN	15.27	49.63
AV	18.58516G	34.63	63.54	-28.91	NaN	1	Vertical	7	2.62	-	NaN	15.27	49.62

5.925-6.425GHz_802.11ax HEW20-BF_Nss1,(MCS4)_4TX

6195MHz_TX

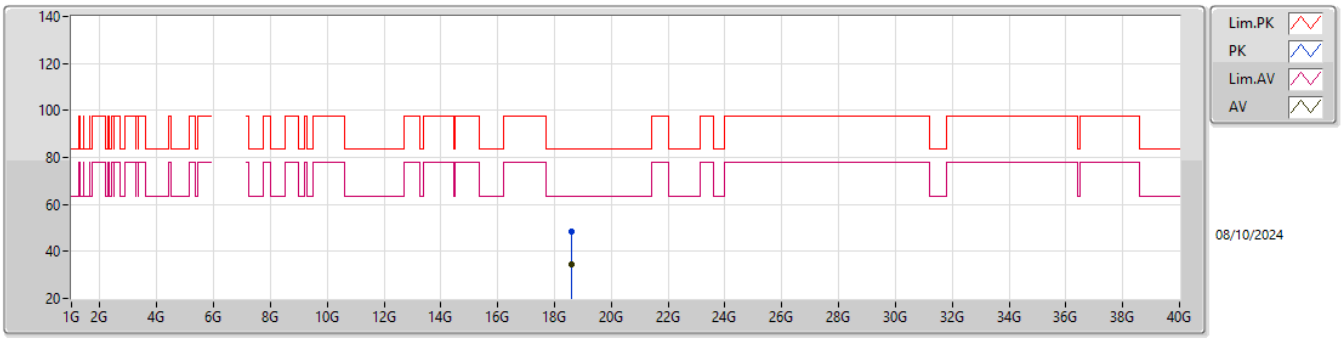

EUT X_4TX
Setting 8
03-E-S-5

Type	Freq	Level	Limit	Margin	Raw	Dist	Condition	Azimuth	Height	Comment	AF	CL	PA
	(Hz)	(dBuV/m)	(dBuV/m)	(dB)	(dBuV)	(m)		(°)	(m)		(dB)	(dB)	(dB)
PK	18.58606G	48.33	83.54	-35.21	NaN	1	Horizontal	268	2.96	-	NaN	15.27	49.62
AV	18.5807G	34.59	63.54	-28.95	NaN	1	Horizontal	268	2.96	-	NaN	15.27	49.63

5.925-6.425GHz_802.11ax HEW20-BF_Nss1,(MCS4)_4TX

6415MHz_TX

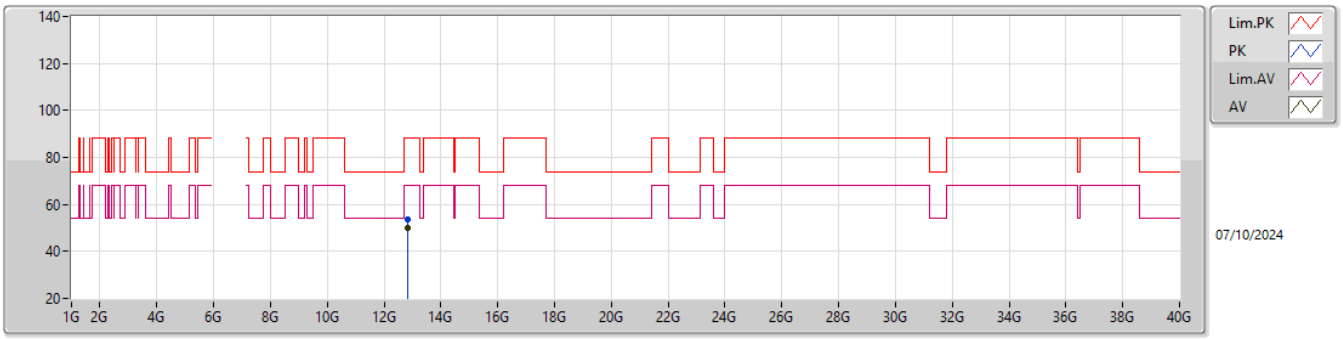

EUT X_4TX
Setting 9
03-E-S-5

Type	Freq	Level	Limit	Margin	Raw	Dist	Condition	Azimuth	Height	Comment	AF	CL	PA
	(Hz)	(dBuV/m)	(dBuV/m)	(dB)	(dBuV)	(m)		(°)	(m)		(dB)	(dB)	(dB)
PK	12.83001G	53.60	88.20	-34.60	67.96	3	Vertical	247	1.71	-	39.12	11.77	65.25
RMS	12.83001G	50.00	68.20	-18.20	64.36	3	Vertical	247	1.71	-	39.12	11.77	65.25

5.925-6.425GHz_802.11ax HEW20-BF_Nss1,(MCS4)_4TX

6415MHz_TX

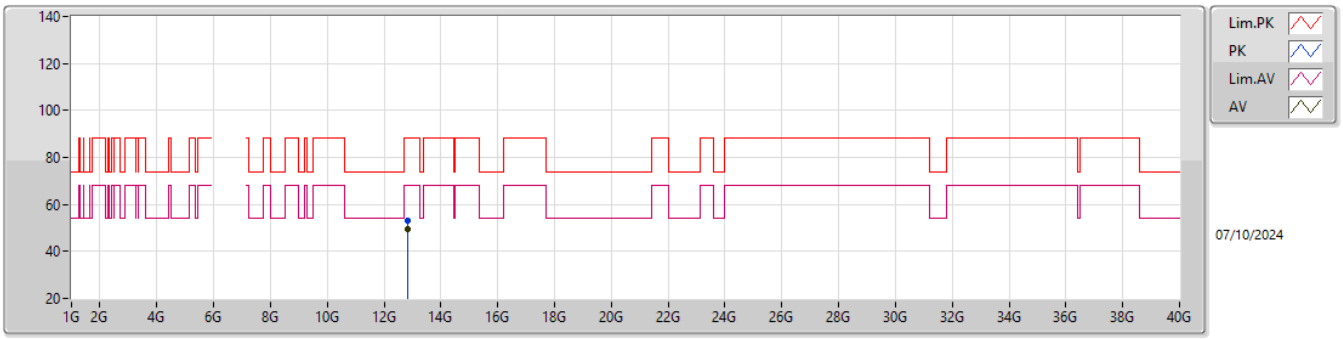

EUT X_4TX
Setting 9
03-E-S-5

Type	Freq	Level	Limit	Margin	Raw	Dist	Condition	Azimuth	Height	Comment	AF	CL	PA
	(Hz)	(dBuV/m)	(dBuV/m)	(dB)	(dBuV)	(m)		(°)	(m)		(dB)	(dB)	(dB)
PK	12.83009G	53.28	88.20	-34.92	67.64	3	Horizontal	324	1.80	-	39.12	11.77	65.25
RMS	12.82997G	49.50	68.20	-18.70	63.86	3	Horizontal	324	1.80	-	39.12	11.77	65.25

5.925-6.425GHz_802.11ax HEW20-BF_Nss1,(MCS4)_4TX

6415MHz_TX

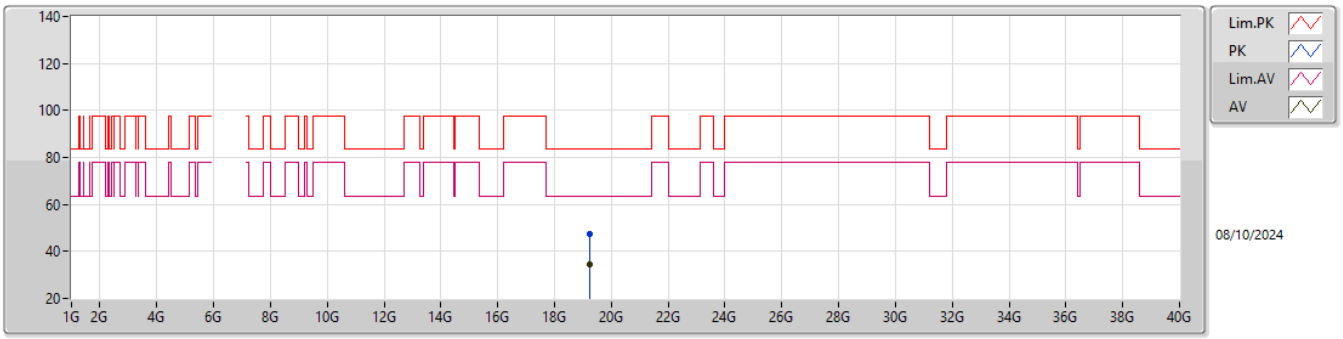

EUT X_4TX
Setting 9
03-E-S-5

Type	Freq	Level	Limit	Margin	Raw	Dist	Condition	Azimuth	Height	Comment	AF	CL	PA
	(Hz)	(dBuV/m)	(dBuV/m)	(dB)	(dBuV)	(m)		(°)	(m)		(dB)	(dB)	(dB)
PK	19.24684G	47.25	83.54	-36.29	43.53	1	Vertical	258	1.80	-	37.99	15.24	49.51
AV	19.24508G	34.42	63.54	-29.12	30.71	1	Vertical	258	1.80	-	37.98	15.24	49.51

5.925-6.425GHz_802.11ax HEW20-BF_Nss1,(MCS4)_4TX

6415MHz_TX

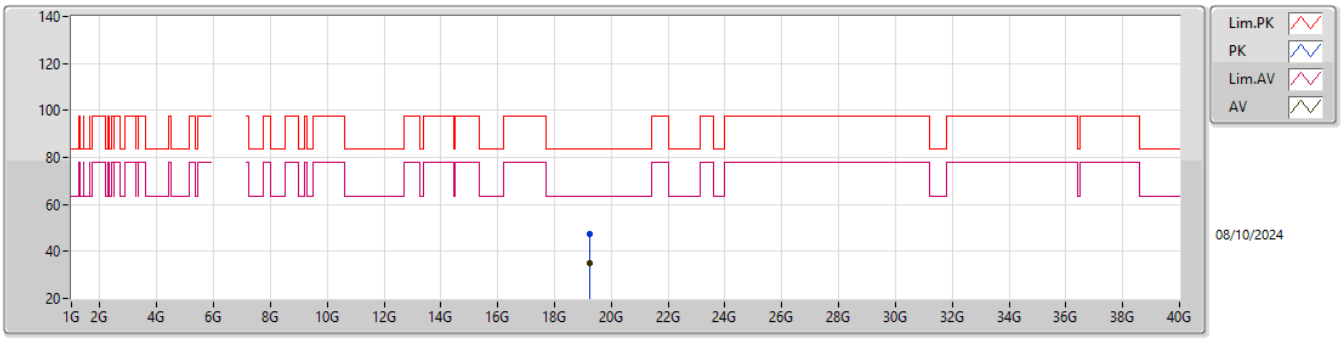

EUT X_4TX
Setting 9
03-E-S-5

Type	Freq	Level	Limit	Margin	Raw	Dist	Condition	Azimuth	Height	Comment	AF	CL	PA
	(Hz)	(dBuV/m)	(dBuV/m)	(dB)	(dBuV)	(m)		(°)	(m)		(dB)	(dB)	(dB)
PK	19.24704G	47.34	83.54	-36.20	43.62	1	Horizontal	246	1.83	-	37.99	15.24	49.51
AV	19.24504G	35.00	63.54	-28.54	31.29	1	Horizontal	246	1.83	-	37.98	15.24	49.51

6.425-6.525GHz_802.11ax HEW20-BF_Nss1,(MCS4)_4TX

6435MHz_TX

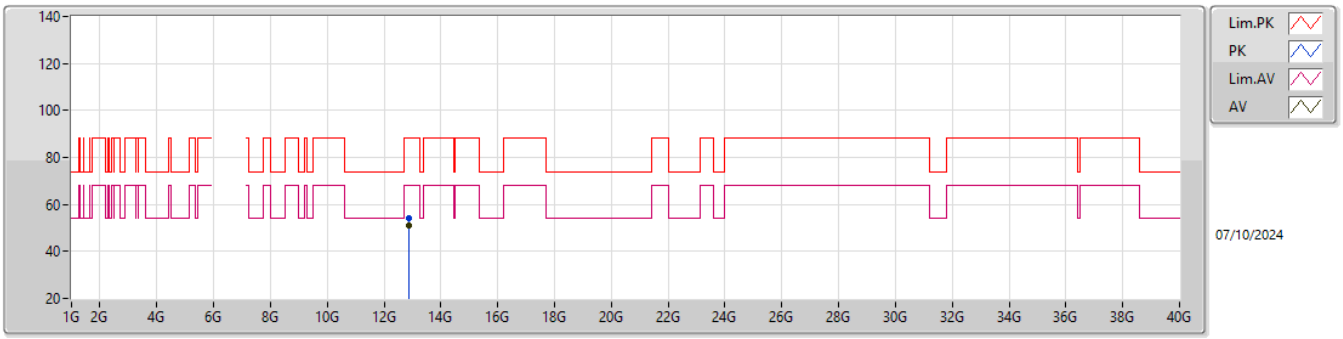

EUT X_4TX
Setting 8
03-E-S-5

Type	Freq	Level	Limit	Margin	Raw	Dist	Condition	Azimuth	Height	Comment	AF	CL	PA
	(Hz)	(dBuV/m)	(dBuV/m)	(dB)	(dBuV)	(m)		(°)	(m)		(dB)	(dB)	(dB)
PK	12.87008G	54.36	88.20	-33.84	68.65	3	Vertical	252	1.70	-	39.20	11.76	65.25
RMS	12.86999G	50.92	68.20	-17.28	65.21	3	Vertical	252	1.70	-	39.20	11.76	65.25

6.425-6.525GHz_802.11ax HEW20-BF_Nss1,(MCS4)_4TX

6435MHz_TX

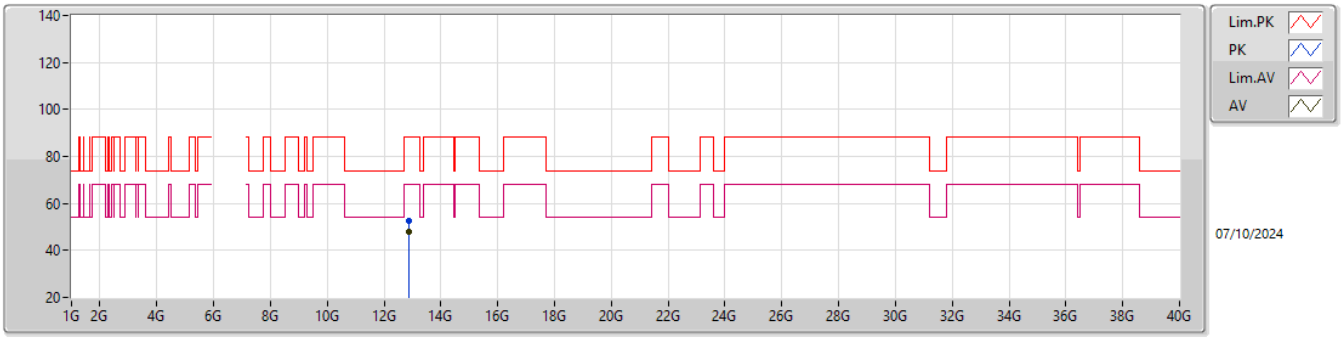

EUT X_4TX
Setting 8
03-E-S-5

Type	Freq	Level	Limit	Margin	Raw	Dist	Condition	Azimuth	Height	Comment	AF	CL	PA
	(Hz)	(dBuV/m)	(dBuV/m)	(dB)	(dBuV)	(m)		(°)	(m)		(dB)	(dB)	(dB)
PK	12.87001G	52.45	88.20	-35.75	66.74	3	Horizontal	311	1.80	-	39.20	11.76	65.25
RMS	12.87G	48.05	68.20	-20.15	62.34	3	Horizontal	311	1.80	-	39.20	11.76	65.25

6.425-6.525GHz_802.11ax HEW20-BF_Nss1,(MCS4)_4TX

6435MHz_TX

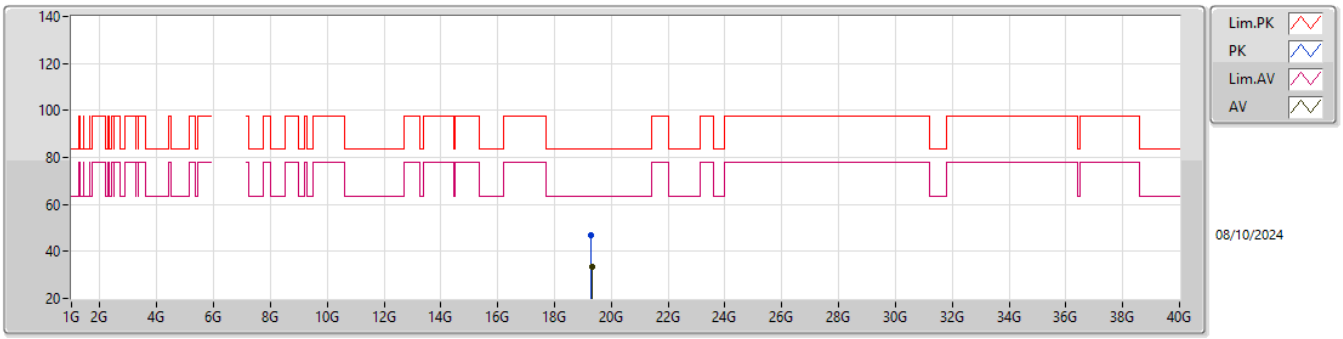

EUT X_4TX
Setting 8
03-E-S-5

Type	Freq	Level	Limit	Margin	Raw	Dist	Condition	Azimuth	Height	Comment	AF	CL	PA
	(Hz)	(dBuV/m)	(dBuV/m)	(dB)	(dBuV)	(m)		(°)	(m)		(dB)	(dB)	(dB)
PK	19.30326G	46.76	83.54	-36.78	43.28	1	Vertical	43	2.55	-	37.80	15.23	49.55
AV	19.30742G	33.28	63.54	-30.26	29.80	1	Vertical	43	2.55	-	37.80	15.23	49.55

6.425-6.525GHz_802.11ax HEW20-BF_Nss1,(MCS4)_4TX

6435MHz_TX

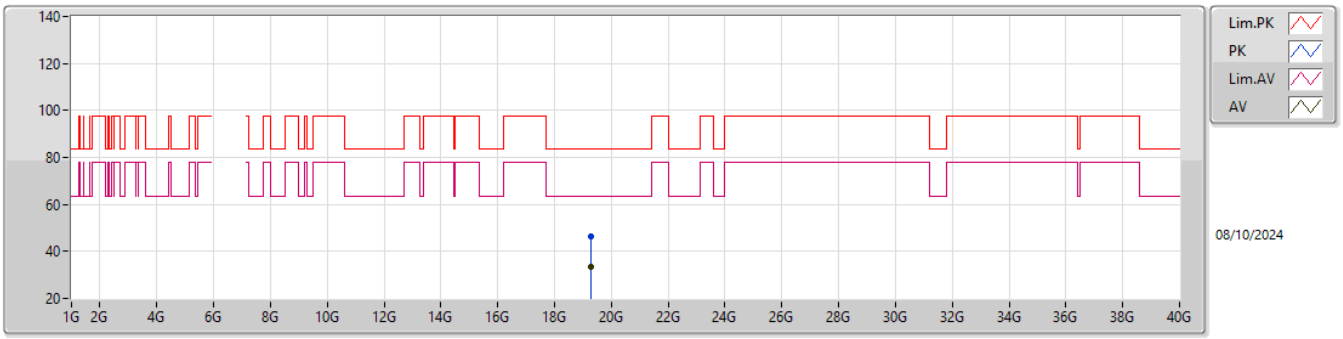

EUT X_4TX
Setting 8
03-E-S-5

Type	Freq	Level	Limit	Margin	Raw	Dist	Condition	Azimuth	Height	Comment	AF	CL	PA
	(Hz)	(dBuV/m)	(dBuV/m)	(dB)	(dBuV)	(m)		(°)	(m)		(dB)	(dB)	(dB)
PK	19.30218G	46.17	83.54	-37.37	42.69	1	Horizontal	186	2.91	-	37.80	15.23	49.55
AV	19.30072G	33.22	63.54	-30.32	29.73	1	Horizontal	186	2.91	-	37.80	15.23	49.54

6.425-6.525GHz_802.11ax HEW20-BF_Nss1,(MCS4)_4TX

6475MHz_TX

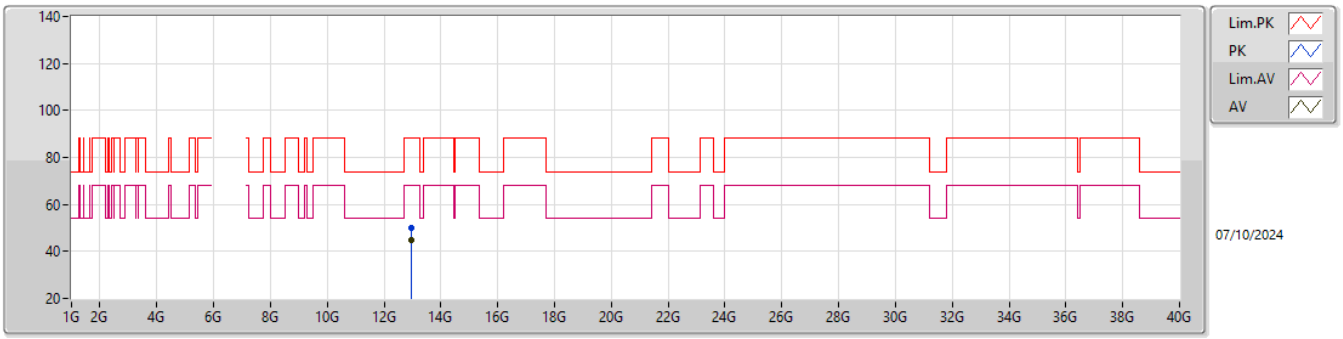

EUT X_4TX
Setting 9
03-E-S-5

Type	Freq	Level	Limit	Margin	Raw	Dist	Condition	Azimuth	Height	Comment	AF	CL	PA
	(Hz)	(dBuV/m)	(dBuV/m)	(dB)	(dBuV)	(m)		(°)	(m)		(dB)	(dB)	(dB)
PK	12.94999G	50.21	88.20	-37.99	64.39	3	Vertical	249	1.80	-	39.30	11.76	65.24
RMS	12.94998G	44.75	68.20	-23.45	58.93	3	Vertical	249	1.80	-	39.30	11.76	65.24

6.425-6.525GHz_802.11ax HEW20-BF_Nss1,(MCS4)_4TX

6475MHz_TX

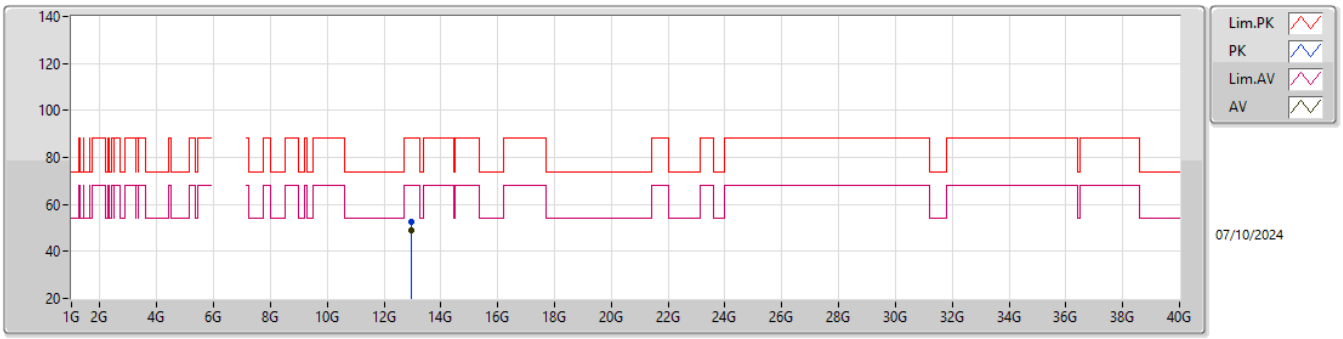

EUT X_4TX
Setting 9
03-E-S-5

Type	Freq	Level	Limit	Margin	Raw	Dist	Condition	Azimuth	Height	Comment	AF	CL	PA
	(Hz)	(dBuV/m)	(dBuV/m)	(dB)	(dBuV)	(m)		(°)	(m)		(dB)	(dB)	(dB)
PK	12.95009G	52.75	88.20	-35.45	66.93	3	Horizontal	307	1.80	-	39.30	11.76	65.24
RMS	12.94998G	49.02	68.20	-19.18	63.20	3	Horizontal	307	1.80	-	39.30	11.76	65.24

6.425-6.525GHz_802.11ax HEW20-BF_Nss1,(MCS4)_4TX

6475MHz_TX

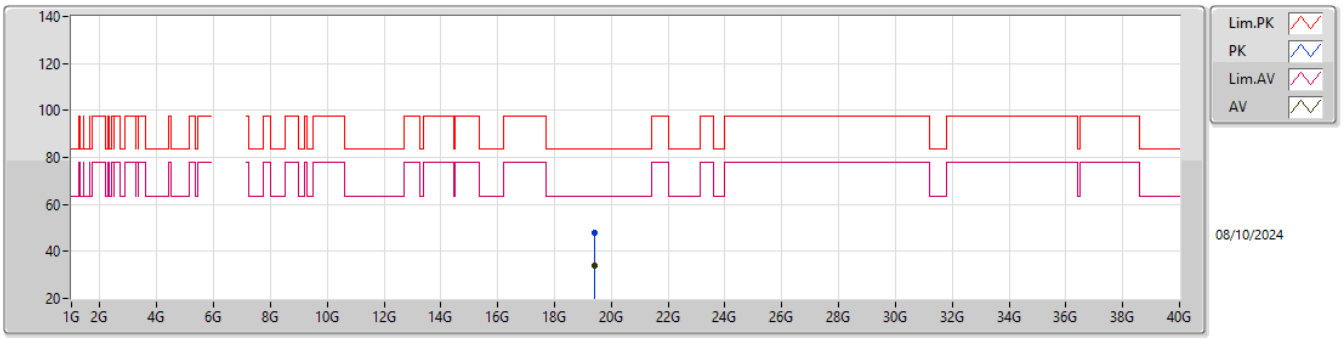

EUT X_4TX
Setting 9
03-E-S-5

Type	Freq	Level	Limit	Margin	Raw	Dist	Condition	Azimuth	Height	Comment	AF	CL	PA
	(Hz)	(dBuV/m)	(dBuV/m)	(dB)	(dBuV)	(m)		(°)	(m)		(dB)	(dB)	(dB)
PK	19.42922G	47.96	83.54	-35.58	44.58	1	Vertical	300	1.51	-	37.78	15.23	49.63
AV	19.4218G	34.05	63.54	-29.49	30.64	1	Vertical	300	1.51	-	37.81	15.23	49.63

6.425-6.525GHz_802.11ax HEW20-BF_Nss1,(MCS4)_4TX

6475MHz_TX

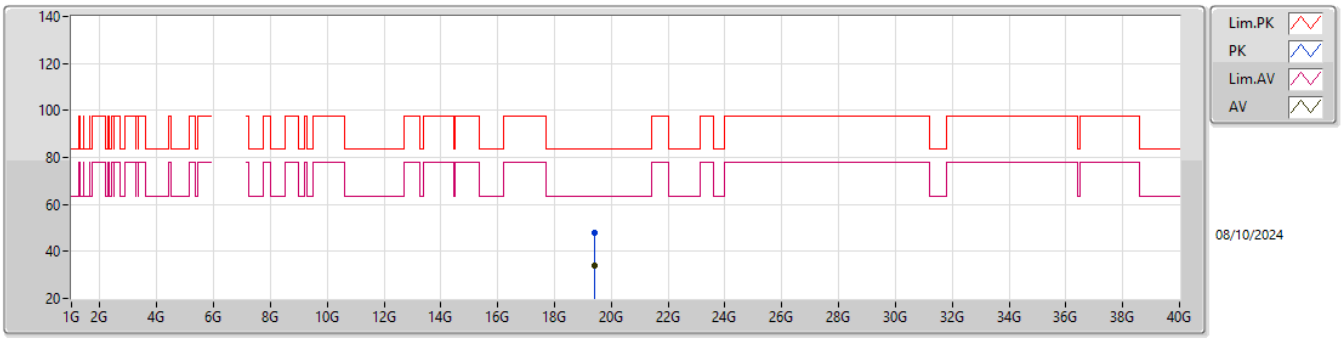

EUT X_4TX
Setting 9
03-E-S-5

Type	Freq	Level	Limit	Margin	Raw	Dist	Condition	Azimuth	Height	Comment	AF	CL	PA
	(Hz)	(dBuV/m)	(dBuV/m)	(dB)	(dBuV)	(m)		(°)	(m)		(dB)	(dB)	(dB)
PK	19.42576G	47.80	83.54	-35.74	44.40	1	Horizontal	57	1.55	-	37.80	15.23	49.63
AV	19.42428G	34.19	63.54	-29.35	30.79	1	Horizontal	57	1.55	-	37.80	15.23	49.63

6.425-6.525GHz_802.11ax HEW20-BF_Nss1,(MCS4)_4TX

6515MHz_TX

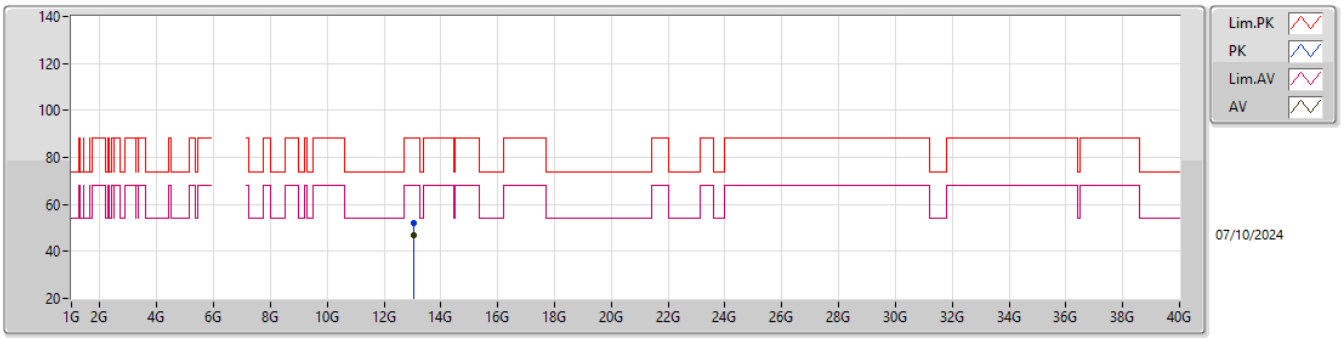

EUT X_4TX
Setting 9
03-E-S-5

Type	Freq	Level	Limit	Margin	Raw	Dist	Condition	Azimuth	Height	Comment	AF	CL	PA
	(Hz)	(dBuV/m)	(dBuV/m)	(dB)	(dBuV)	(m)		(°)	(m)		(dB)	(dB)	(dB)
PK	13.03G	51.86	88.20	-36.34	65.92	3	Vertical	254	1.70	-	39.36	11.75	65.17
RMS	13.02997G	47.12	68.20	-21.08	61.18	3	Vertical	254	1.70	-	39.36	11.75	65.17

6.425-6.525GHz_802.11ax HEW20-BF_Nss1,(MCS4)_4TX

6515MHz_TX

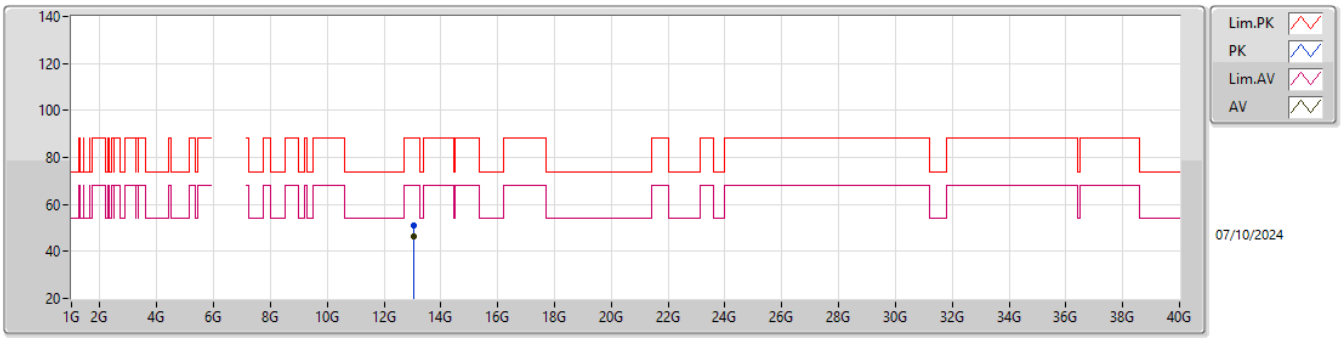

EUT X_4TX
Setting 9
03-E-S-5

Type	Freq	Level	Limit	Margin	Raw	Dist	Condition	Azimuth	Height	Comment	AF	CL	PA
	(Hz)	(dBuV/m)	(dBuV/m)	(dB)	(dBuV)	(m)		(°)	(m)		(dB)	(dB)	(dB)
PK	13.03001G	51.14	88.20	-37.06	65.20	3	Horizontal	309	1.80	-	39.36	11.75	65.17
RMS	13.02997G	46.35	68.20	-21.85	60.41	3	Horizontal	309	1.80	-	39.36	11.75	65.17

6.425-6.525GHz_802.11ax HEW20-BF_Nss1,(MCS4)_4TX

6515MHz_TX

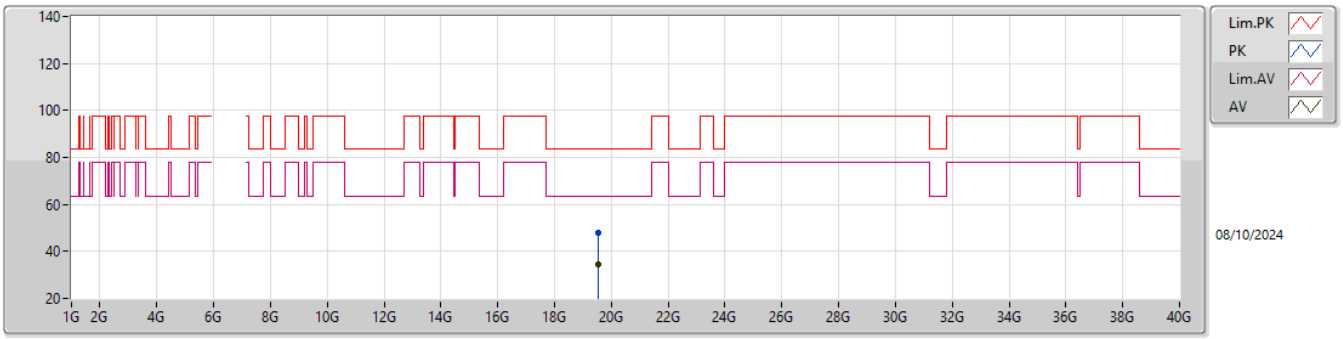

EUT X_4TX
Setting 9
03-E-S-5

Type	Freq	Level	Limit	Margin	Raw	Dist	Condition	Azimuth	Height	Comment	AF	CL	PA
	(Hz)	(dBuV/m)	(dBuV/m)	(dB)	(dBuV)	(m)		(°)	(m)		(dB)	(dB)	(dB)
PK	19.5422G	47.82	83.54	-35.72	44.53	1	Vertical	90	1.51	-	37.72	15.22	49.65
AV	19.54014G	34.73	63.54	-28.81	31.44	1	Vertical	90	1.51	-	37.72	15.22	49.65

6.425-6.525GHz_802.11ax HEW20-BF_Nss1,(MCS4)_4TX

6515MHz_TX

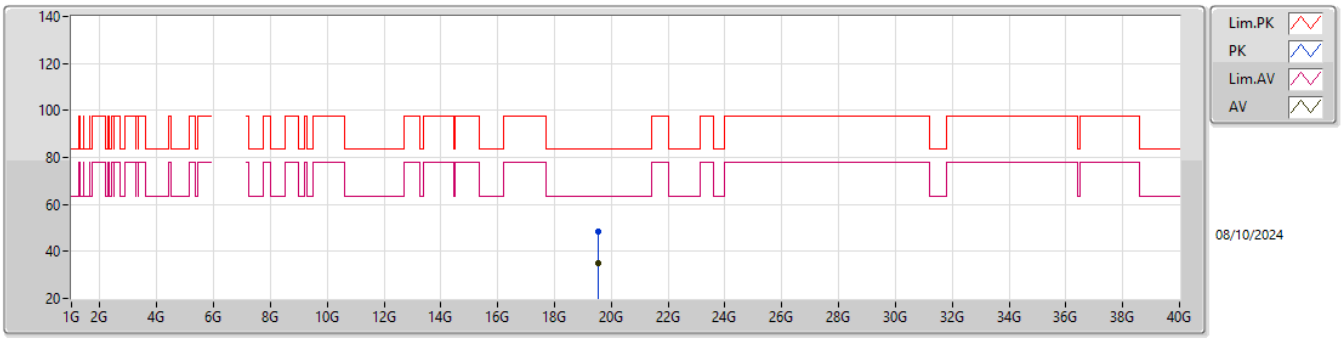

EUT X_4TX
Setting 9
03-E-S-5

Type	Freq	Level	Limit	Margin	Raw	Dist	Condition	Azimuth	Height	Comment	AF	CL	PA
	(Hz)	(dBuV/m)	(dBuV/m)	(dB)	(dBuV)	(m)		(°)	(m)		(dB)	(dB)	(dB)
PK	19.5406G	48.19	83.54	-35.35	44.90	1	Horizontal	4	1.51	-	37.72	15.22	49.65
AV	19.54406G	34.76	63.54	-28.78	31.47	1	Horizontal	4	1.51	-	37.71	15.22	49.64

6.525-6.875GHz_802.11ax HEW20-BF_Nss1,(MCS4)_4TX

6535MHz_TX

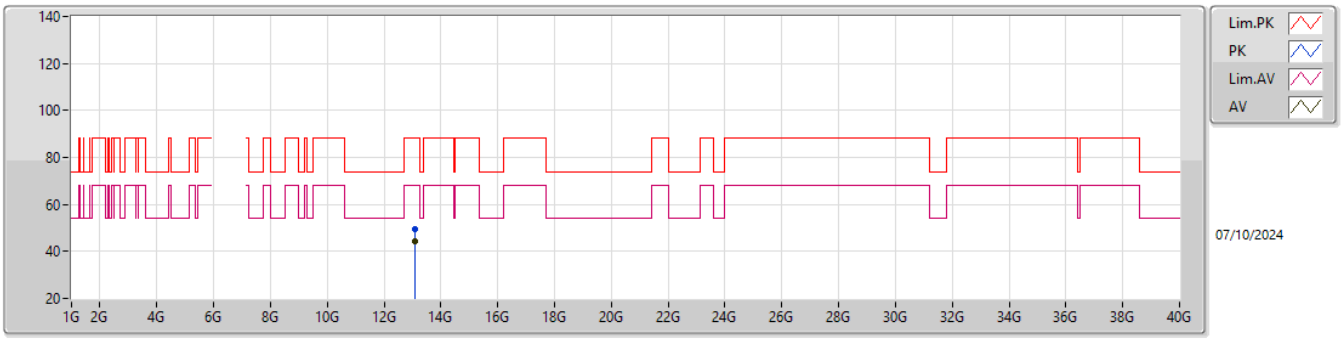

EUT X_4TX
Setting 9
03-E-S-5

Type	Freq	Level	Limit	Margin	Raw	Dist	Condition	Azimuth	Height	Comment	AF	CL	PA
	(Hz)	(dBuV/m)	(dBuV/m)	(dB)	(dBuV)	(m)		(°)	(m)		(dB)	(dB)	(dB)
PK	13.06995G	49.73	88.20	-38.47	63.59	3	Vertical	321.9	1.80	-	39.48	11.75	65.09
RMS	13.07004G	44.42	68.20	-23.78	58.28	3	Vertical	321.9	1.80	-	39.48	11.75	65.09

6.525-6.875GHz_802.11ax HEW20-BF_Nss1,(MCS4)_4TX

6535MHz_TX

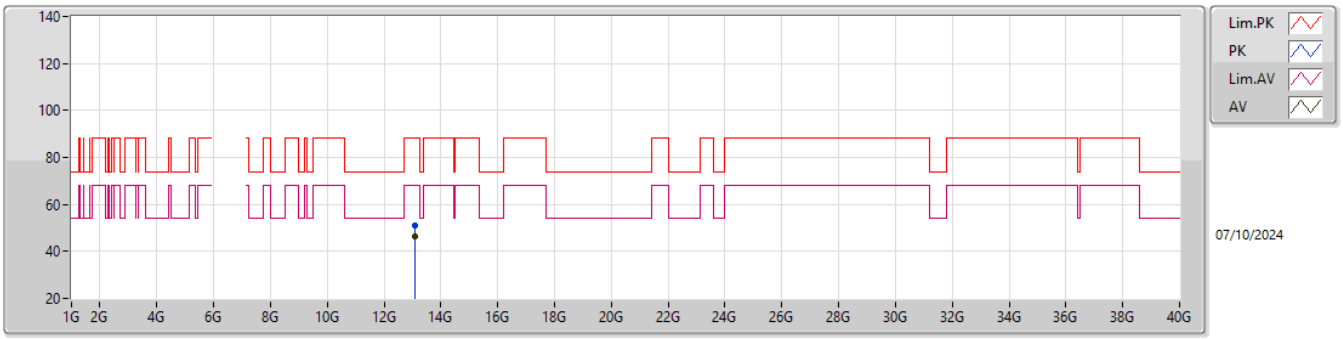

EUT X_4TX
Setting 9
03-E-S-5

Type	Freq	Level	Limit	Margin	Raw	Dist	Condition	Azimuth	Height	Comment	AF	CL	PA
	(Hz)	(dBuV/m)	(dBuV/m)	(dB)	(dBuV)	(m)		(°)	(m)		(dB)	(dB)	(dB)
PK	13.06998G	51.16	88.20	-37.04	65.02	3	Horizontal	303	1.80	-	39.48	11.75	65.09
RMS	13.07G	46.32	68.20	-21.88	60.18	3	Horizontal	303	1.80	-	39.48	11.75	65.09

6.525-6.875GHz_802.11ax HEW20-BF_Nss1,(MCS4)_4TX

6535MHz_TX

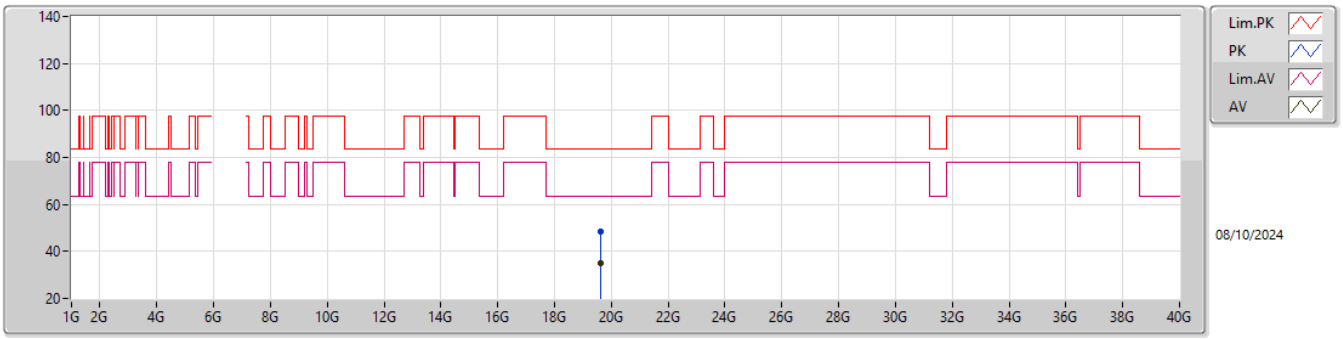

EUT X_4TX
Setting 9
03-E-S-5

Type	Freq	Level	Limit	Margin	Raw	Dist	Condition	Azimuth	Height	Comment	AF	CL	PA
	(Hz)	(dBuV/m)	(dBuV/m)	(dB)	(dBuV)	(m)		(°)	(m)		(dB)	(dB)	(dB)
PK	19.60608G	48.25	83.54	-35.29	44.92	1	Vertical	11	1.57	-	37.70	15.22	49.59
AV	19.60624G	34.84	63.54	-28.70	31.51	1	Vertical	11	1.57	-	37.70	15.22	49.59

6.525-6.875GHz_802.11ax HEW20-BF_Nss1,(MCS4)_4TX

6535MHz_TX

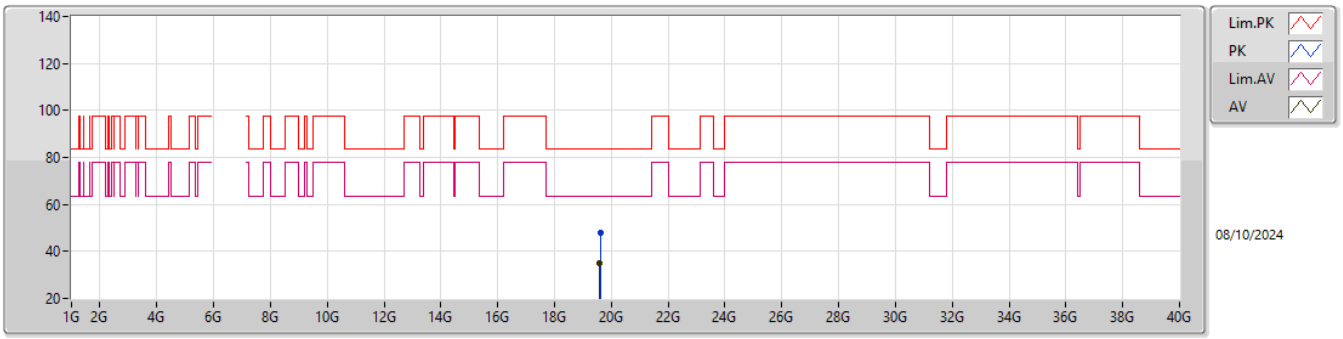

EUT X_4TX
Setting 9
03-E-S-5

Type	Freq	Level	Limit	Margin	Raw	Dist	Condition	Azimuth	Height	Comment	AF	CL	PA
	(Hz)	(dBuV/m)	(dBuV/m)	(dB)	(dBuV)	(m)		(°)	(m)		(dB)	(dB)	(dB)
PK	19.60704G	47.95	83.54	-35.59	44.62	1	Horizontal	160	1.53	-	37.70	15.22	49.59
AV	19.60086G	34.85	63.54	-28.69	31.53	1	Horizontal	160	1.53	-	37.70	15.22	49.60

6.525-6.875GHz_802.11ax HEW20-BF_Nss1,(MCS4)_4TX

6695MHz_TX

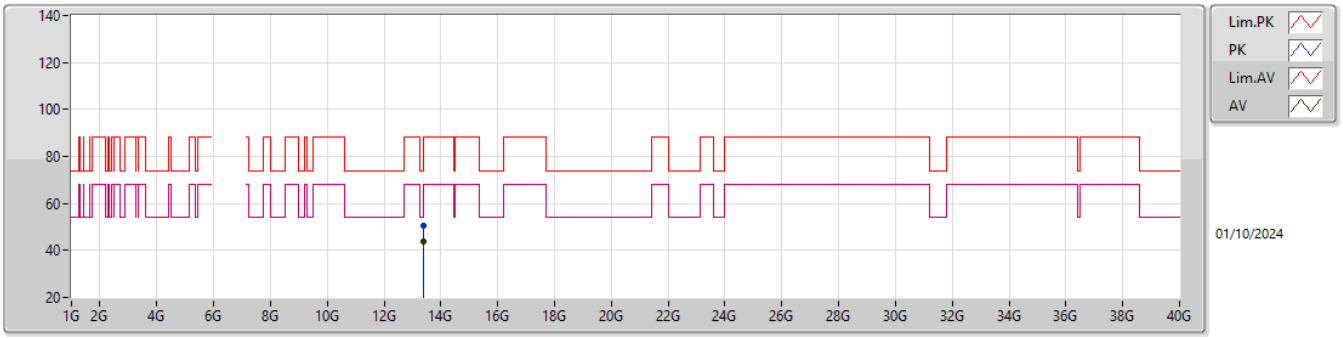

EUT X_4TX
Setting 8
03-E-S-5

Type	Freq	Level	Limit	Margin	Raw	Dist	Condition	Azimuth	Height	Comment	AF	CL	PA
	(Hz)	(dBuV/m)	(dBuV/m)	(dB)	(dBuV)	(m)		(°)	(m)		(dB)	(dB)	(dB)
PK	13.38997G	50.28	74.00	-23.72	62.94	3	Vertical	300	1.80	-	40.08	11.73	64.47
AV	13.39004G	43.76	54.00	-10.24	56.42	3	Vertical	300	1.80	-	40.08	11.73	64.47

6.525-6.875GHz_802.11ax HEW20-BF_Nss1,(MCS4)_4TX

6695MHz_TX

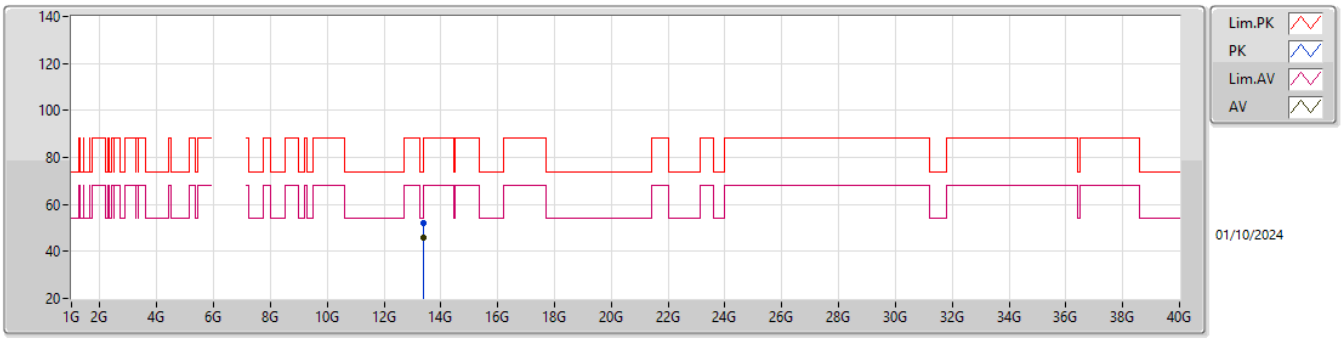

EUT X_4TX
Setting 8
03-E-S-5

Type	Freq	Level	Limit	Margin	Raw	Dist	Condition	Azimuth	Height	Comment	AF	CL	PA
	(Hz)	(dBuV/m)	(dBuV/m)	(dB)	(dBuV)	(m)		(°)	(m)		(dB)	(dB)	(dB)
PK	13.39003G	52.01	74.00	-21.99	64.67	3	Horizontal	136	1.87	-	40.08	11.73	64.47
AV	13.39001G	45.82	54.00	-8.18	58.48	3	Horizontal	136	1.87	-	40.08	11.73	64.47

6.525-6.875GHz_802.11ax HEW20-BF_Nss1,(MCS4)_4TX

6695MHz_TX

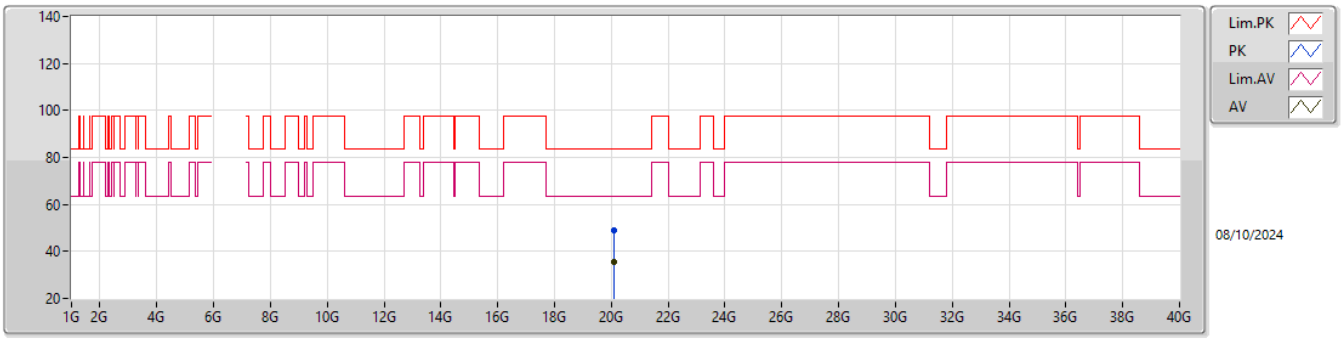

EUT X_4TX
Setting 8
03-E-S-5

Type	Freq	Level	Limit	Margin	Raw	Dist	Condition	Azimuth	Height	Comment	AF	CL	PA
	(Hz)	(dBuV/m)	(dBuV/m)	(dB)	(dBuV)	(m)		(°)	(m)		(dB)	(dB)	(dB)
PK	20.08268G	48.84	83.54	-34.70	45.02	1	Vertical	76	1.57	-	37.80	15.27	49.25
AV	20.08818G	35.29	63.54	-28.25	31.47	1	Vertical	76	1.57	-	37.80	15.27	49.25

6.525-6.875GHz_802.11ax HEW20-BF_Nss1,(MCS4)_4TX

6695MHz_TX

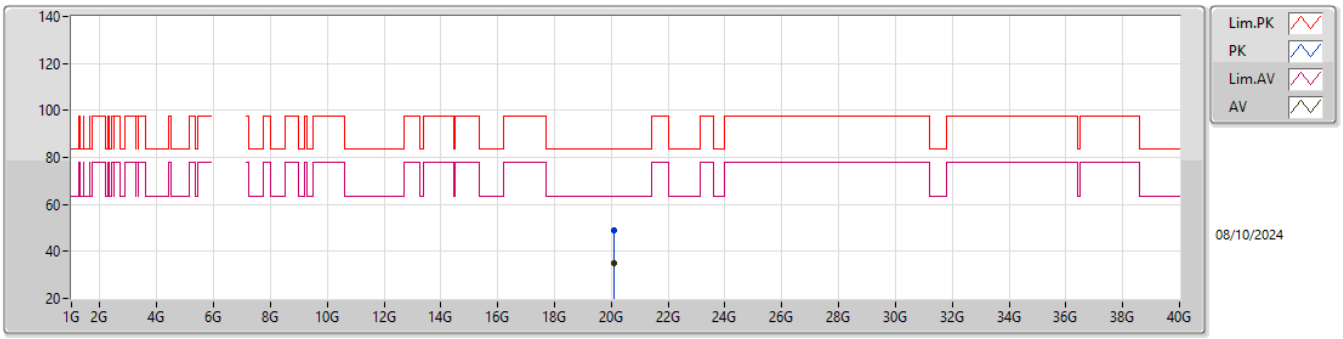

EUT X_4TX
Setting 8
03-E-S-5

Type	Freq	Level	Limit	Margin	Raw	Dist	Condition	Azimuth	Height	Comment	AF	CL	PA
	(Hz)	(dBuV/m)	(dBuV/m)	(dB)	(dBuV)	(m)		(°)	(m)		(dB)	(dB)	(dB)
PK	20.08826G	48.78	83.54	-34.76	44.96	1	Horizontal	343	1.50	-	37.80	15.27	49.25
AV	20.08486G	35.17	63.54	-28.37	31.35	1	Horizontal	343	1.50	-	37.80	15.27	49.25

6.525-6.875GHz_802.11ax HEW20-BF_Nss1,(MCS4)_4TX

6875MHz Straddle 6.525-6.875GHz_TX

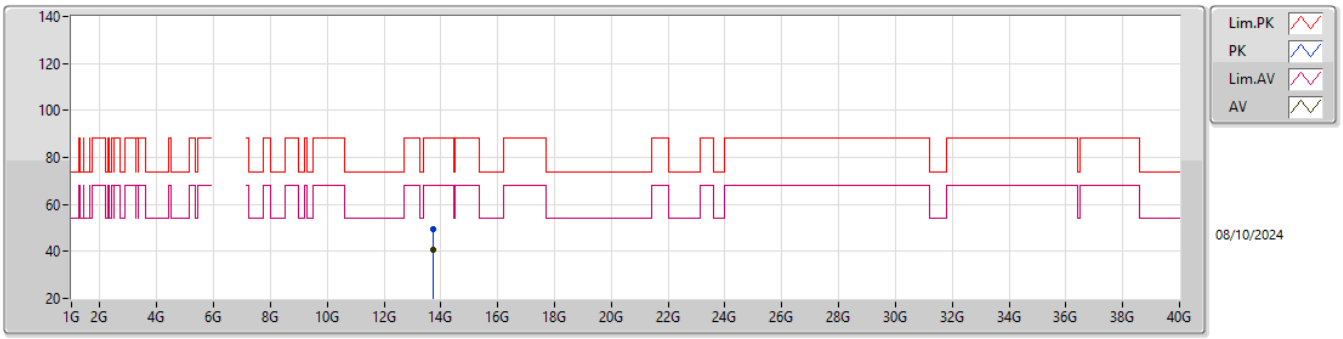

EUT X_4TX
Setting 9
03-E-S-5

Type	Freq	Level	Limit	Margin	Raw	Dist	Condition	Azimuth	Height	Comment	AF	CL	PA
	(Hz)	(dBuV/m)	(dBuV/m)	(dB)	(dBuV)	(m)		(°)	(m)		(dB)	(dB)	(dB)
PK	13.74992G	49.51	88.20	-38.69	61.57	3	Vertical	303	1.80	-	40.60	11.70	64.36
RMS	13.75G	40.70	68.20	-27.50	52.76	3	Vertical	303	1.80	-	40.60	11.70	64.36

6.525-6.875GHz_802.11ax HEW20-BF_Nss1,(MCS4)_4TX

6875MHz Straddle 6.525-6.875GHz_TX

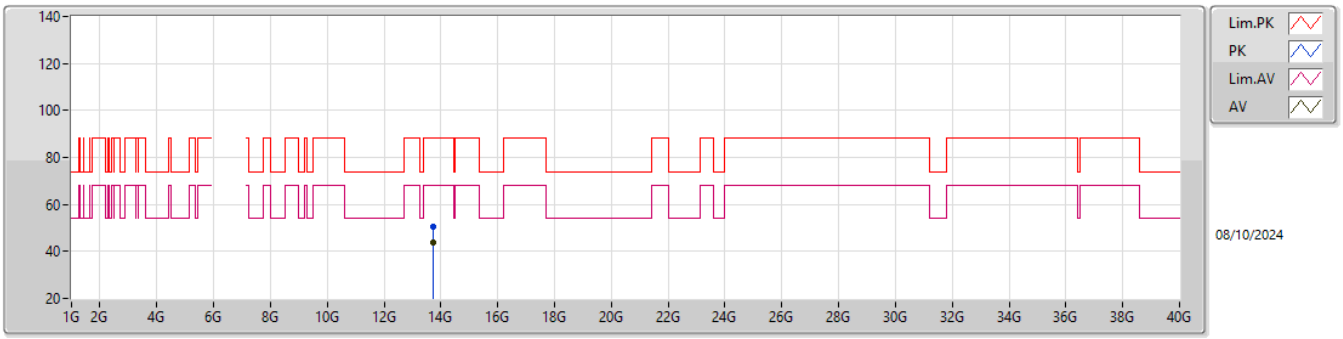

EUT X_4TX
Setting 9
03-E-S-5

Type	Freq	Level	Limit	Margin	Raw	Dist	Condition	Azimuth	Height	Comment	AF	CL	PA
	(Hz)	(dBuV/m)	(dBuV/m)	(dB)	(dBuV)	(m)		(°)	(m)		(dB)	(dB)	(dB)
PK	13.74998G	50.32	88.20	-37.88	62.38	3	Horizontal	355	1.89	-	40.60	11.70	64.36
RMS	13.75003G	43.81	68.20	-24.39	55.87	3	Horizontal	355	1.89	-	40.60	11.70	64.36

6.525-6.875GHz_802.11ax HEW20-BF_Nss1,(MCS4)_4TX

6875MHz Straddle 6.525-6.875GHz_TX

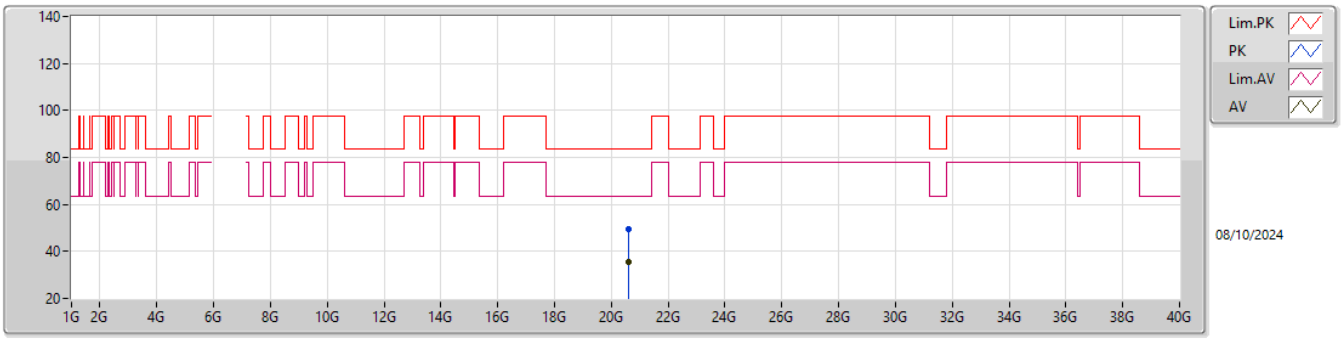

EUT X_4TX
Setting 9
03-E-S-5

Type	Freq	Level	Limit	Margin	Raw	Dist	Condition	Azimuth	Height	Comment	AF	CL	PA
	(Hz)	(dBuV/m)	(dBuV/m)	(dB)	(dBuV)	(m)		(°)	(m)		(dB)	(dB)	(dB)
PK	20.6234G	49.37	83.54	-34.17	44.85	1	Vertical	148	1.57	-	37.90	15.70	49.08
AV	20.62176G	35.75	63.54	-27.79	31.23	1	Vertical	148	1.57	-	37.90	15.70	49.08

6.525-6.875GHz_802.11ax HEW20-BF_Nss1,(MCS4)_4TX

6875MHz Straddle 6.525-6.875GHz_TX

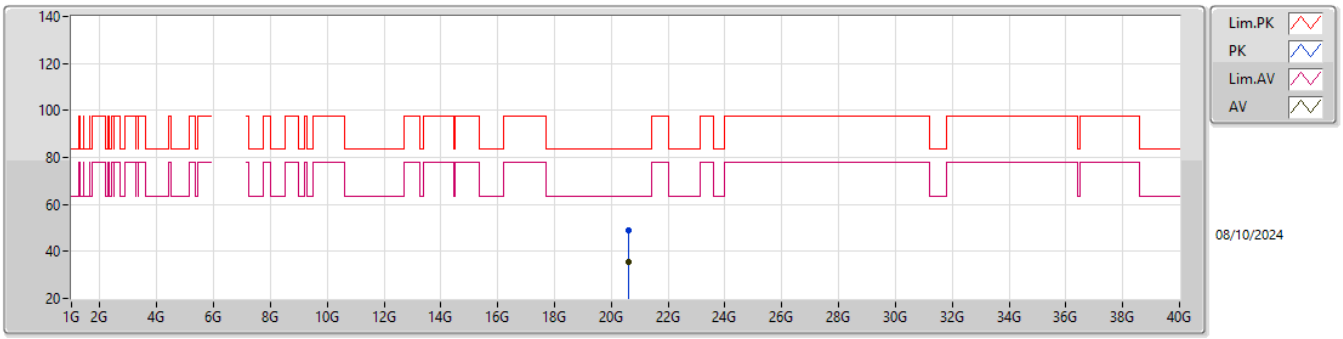

EUT X_4TX
Setting 9
03-E-S-5

Type	Freq	Level	Limit	Margin	Raw	Dist	Condition	Azimuth	Height	Comment	AF	CL	PA
	(Hz)	(dBuV/m)	(dBuV/m)	(dB)	(dBuV)	(m)		(°)	(m)		(dB)	(dB)	(dB)
PK	20.62218G	48.76	83.54	-34.78	44.24	1	Horizontal	147	1.57	-	37.90	15.70	49.08
AV	20.62608G	35.69	63.54	-27.85	31.16	1	Horizontal	147	1.57	-	37.90	15.70	49.07

6.875-7.125GHz_802.11ax HEW20-BF_Nss1,(MCS4)_4TX

6895MHz_TX

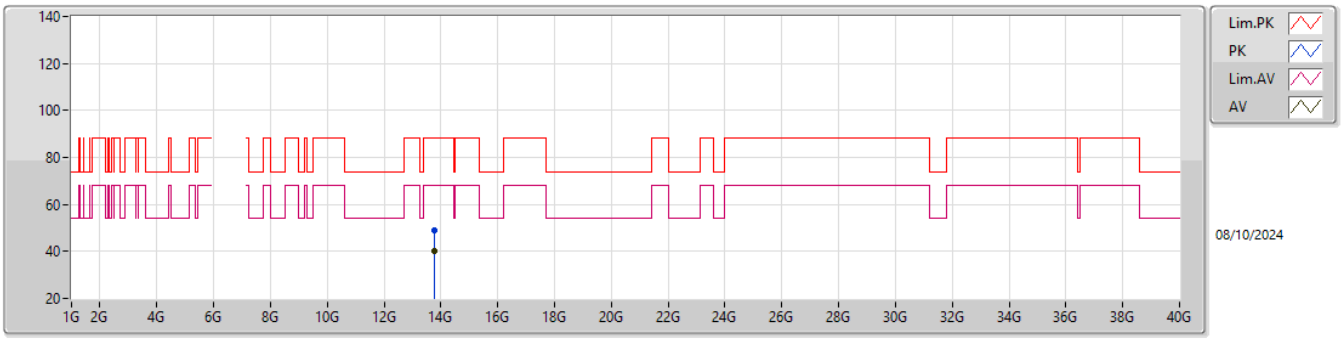

EUT X_4TX
Setting 9
03-E-S-5

Type	Freq	Level	Limit	Margin	Raw	Dist	Condition	Azimuth	Height	Comment	AF	CL	PA
	(Hz)	(dBuV/m)	(dBuV/m)	(dB)	(dBuV)	(m)		(°)	(m)		(dB)	(dB)	(dB)
PK	13.79023G	49.08	88.20	-39.12	61.08	3	Vertical	52	1.80	-	40.68	11.70	64.38
RMS	13.79007G	39.97	68.20	-28.23	51.97	3	Vertical	52	1.80	-	40.68	11.70	64.38

6.875-7.125GHz_802.11ax HEW20-BF_Nss1,(MCS4)_4TX

6895MHz_TX

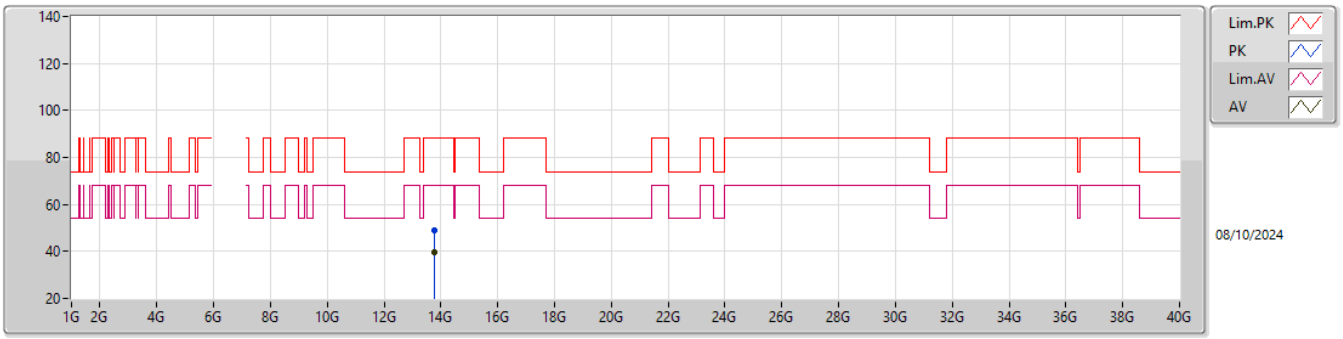

EUT X_4TX
Setting 9
03-E-S-5

Type	Freq	Level	Limit	Margin	Raw	Dist	Condition	Azimuth	Height	Comment	AF	CL	PA
	(Hz)	(dBuV/m)	(dBuV/m)	(dB)	(dBuV)	(m)		(°)	(m)		(dB)	(dB)	(dB)
PK	13.78999G	48.97	88.20	-39.23	60.97	3	Horizontal	304.4	1.80	-	40.68	11.70	64.38
RMS	13.78997G	39.70	68.20	-28.50	51.70	3	Horizontal	304.4	1.80	-	40.68	11.70	64.38

6.875-7.125GHz_802.11ax HEW20-BF_Nss1,(MCS4)_4TX

6895MHz_TX

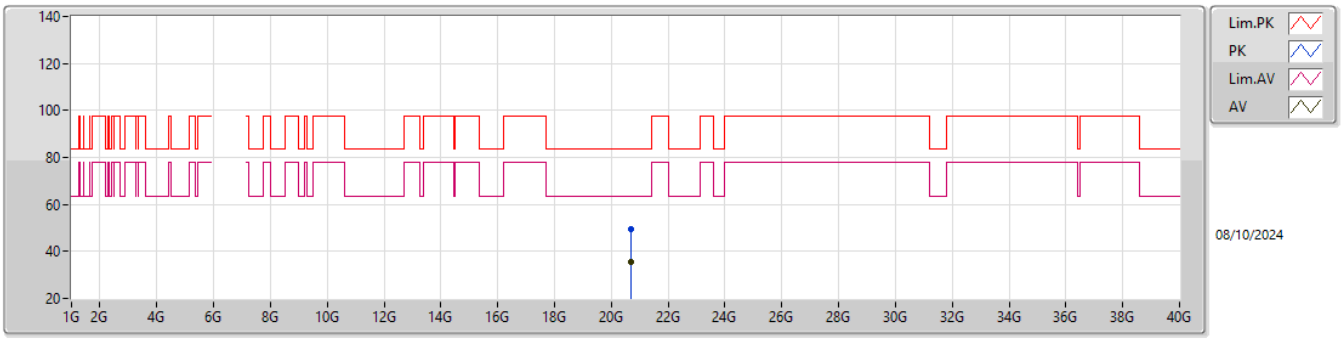

EUT X_4TX
Setting 9
03-E-S-5

Type	Freq	Level	Limit	Margin	Raw	Dist	Condition	Azimuth	Height	Comment	AF	CL	PA
	(Hz)	(dBuV/m)	(dBuV/m)	(dB)	(dBuV)	(m)		(°)	(m)		(dB)	(dB)	(dB)
PK	20.68498G	49.46	83.54	-34.08	44.85	1	Vertical	248	1.57	-	37.90	15.75	49.04
AV	20.68788G	35.50	63.54	-28.04	30.89	1	Vertical	248	1.57	-	37.90	15.75	49.04

6.875-7.125GHz_802.11ax HEW20-BF_Nss1,(MCS4)_4TX

6895MHz_TX

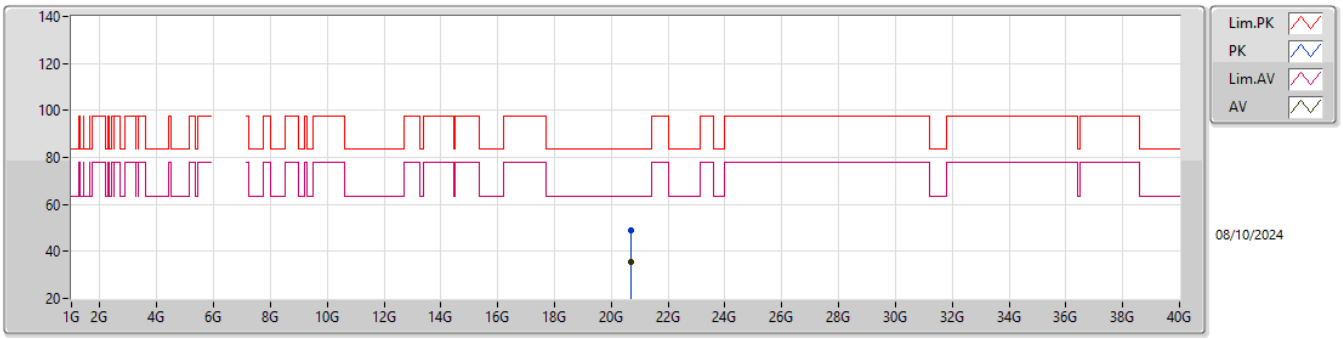

EUT X_4TX
Setting 9
03-E-S-5

Type	Freq	Level	Limit	Margin	Raw	Dist	Condition	Azimuth	Height	Comment	AF	CL	PA
	(Hz)	(dBuV/m)	(dBuV/m)	(dB)	(dBuV)	(m)		(°)	(m)		(dB)	(dB)	(dB)
PK	20.68826G	48.85	83.54	-34.69	44.24	1	Horizontal	100	1.54	-	37.90	15.75	49.04
AV	20.68788G	35.59	63.54	-27.95	30.98	1	Horizontal	100	1.54	-	37.90	15.75	49.04

6.875-7.125GHz_802.11ax HEW20-BF_Nss1,(MCS4)_4TX

6995MHz_TX

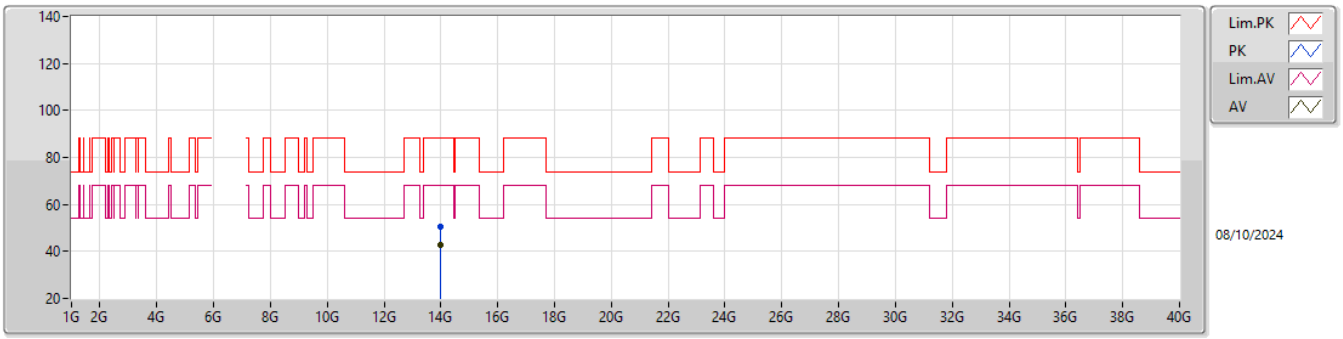

EUT X_4TX
Setting 10
03-E-S-5

Type	Freq	Level	Limit	Margin	Raw	Dist	Condition	Azimuth	Height	Comment	AF	CL	PA
	(Hz)	(dBuV/m)	(dBuV/m)	(dB)	(dBuV)	(m)		(°)	(m)		(dB)	(dB)	(dB)
PK	13.98986G	50.63	88.20	-37.57	62.25	3	Vertical	58	1.80	-	41.16	11.68	64.46
RMS	13.99G	42.90	68.20	-25.30	54.52	3	Vertical	58	1.80	-	41.16	11.68	64.46

6.875-7.125GHz_802.11ax HEW20-BF_Nss1,(MCS4)_4TX

6995MHz_TX

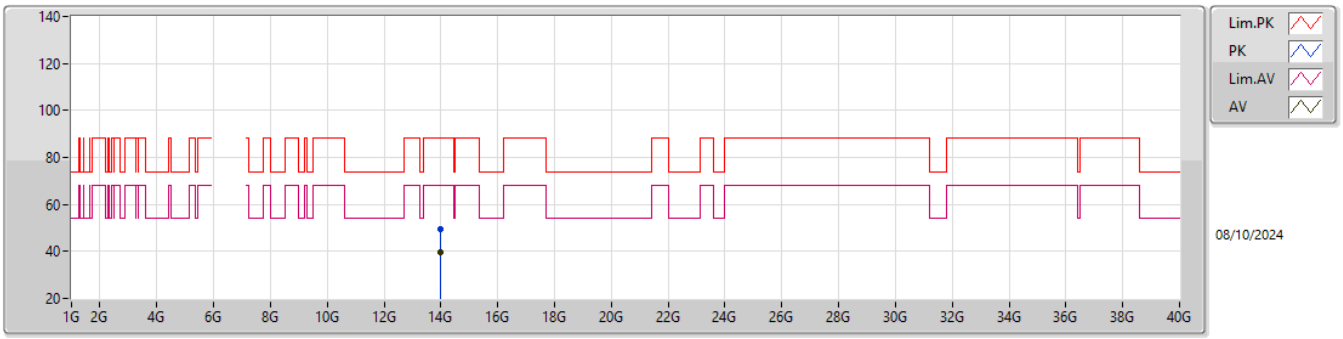

EUT X_4TX
Setting 10
03-E-S-5

Type	Freq	Level	Limit	Margin	Raw	Dist	Condition	Azimuth	Height	Comment	AF	CL	PA
	(Hz)	(dBuV/m)	(dBuV/m)	(dB)	(dBuV)	(m)		(°)	(m)		(dB)	(dB)	(dB)
PK	13.99011G	49.69	88.20	-38.51	61.31	3	Horizontal	189	1.80	-	41.16	11.68	64.46
RMS	13.99002G	39.54	68.20	-28.66	51.16	3	Horizontal	189	1.80	-	41.16	11.68	64.46

6.875-7.125GHz_802.11ax HEW20-BF_Nss1,(MCS4)_4TX

6995MHz_TX

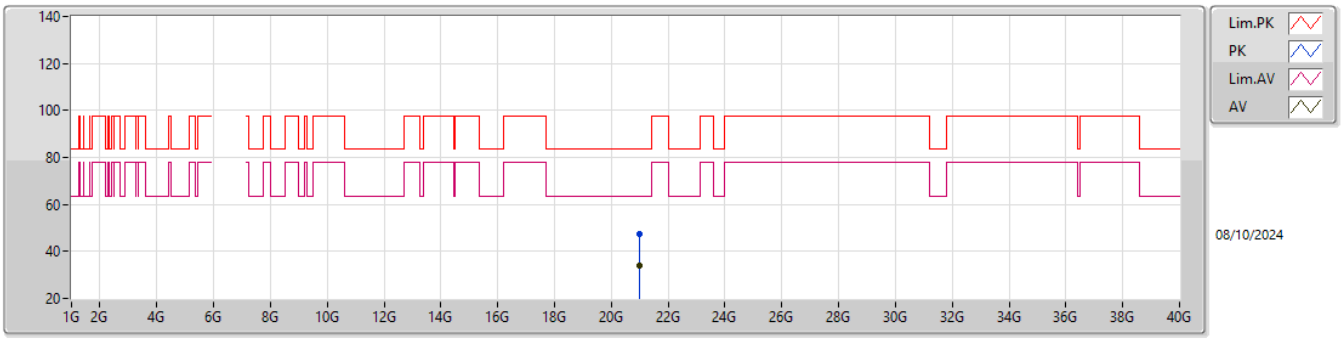

EUT X_4TX
Setting 10
03-E-S-5

Type	Freq	Level	Limit	Margin	Raw	Dist	Condition	Azimuth	Height	Comment	AF	CL	PA
	(Hz)	(dBuV/m)	(dBuV/m)	(dB)	(dBuV)	(m)		(°)	(m)		(dB)	(dB)	(dB)
PK	20.98858G	47.38	83.54	-36.16	42.30	1	Vertical	324	1.58	-	37.98	15.99	48.89
AV	20.98774G	34.15	63.54	-29.39	29.07	1	Vertical	324	1.58	-	37.98	15.99	48.89

6.875-7.125GHz_802.11ax HEW20-BF_Nss1,(MCS4)_4TX

6995MHz_TX

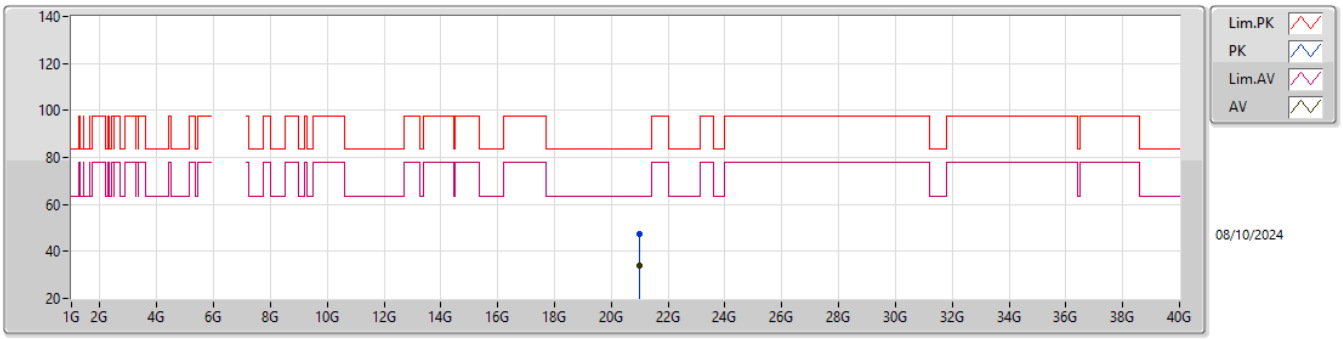

EUT X_4TX
Setting 10
03-E-S-5

Type	Freq	Level	Limit	Margin	Raw	Dist	Condition	Azimuth	Height	Comment	AF	CL	PA
	(Hz)	(dBuV/m)	(dBuV/m)	(dB)	(dBuV)	(m)		(°)	(m)		(dB)	(dB)	(dB)
PK	20.98764G	47.21	83.54	-36.33	42.13	1	Horizontal	163	1.52	-	37.98	15.99	48.89
AV	20.98292G	34.09	63.54	-29.45	29.02	1	Horizontal	163	1.52	-	37.97	15.99	48.89

6.875-7.125GHz_802.11ax HEW20-BF_Nss1,(MCS4)_4TX

7095MHz_TX

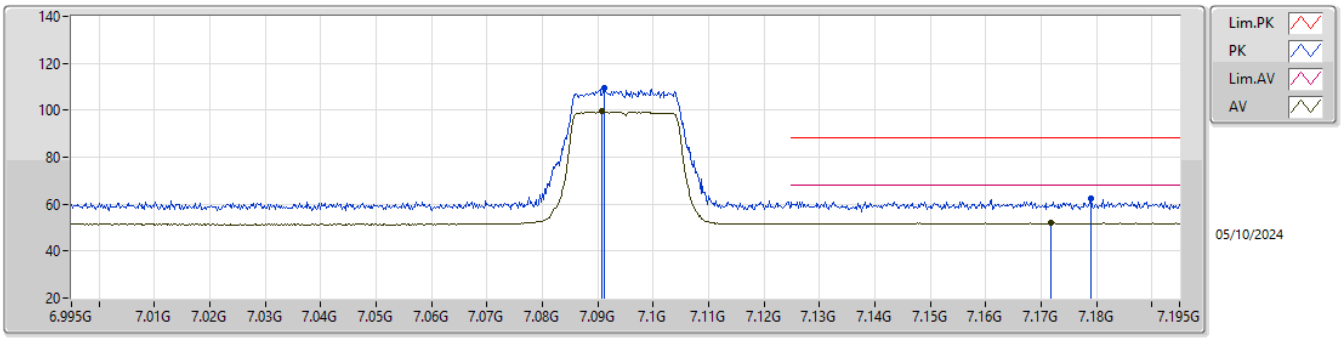

EUT X_4TX
Setting 10
03-E-S-5-10

Type	Freq	Level	Limit	Margin	Raw	Dist	Condition	Azimuth	Height	Comment	AF	CL	PA
	(Hz)	(dBuV/m)	(dBuV/m)	(dB)	(dBuV)	(m)		(°)	(m)		(dB)	(dB)	(dB)
PK	7.0912G	109.24	Inf	-Inf	100.25	3	Vertical	349	1.85	-	35.68	8.45	35.14
RMS	7.0908G	99.42	Inf	-Inf	90.43	3	Vertical	349	1.85	-	35.68	8.45	35.14
PK	7.179G	62.32	88.20	-25.88	52.87	3	Vertical	349	1.85	-	36.07	8.52	35.14
RMS	7.1718G	51.95	68.20	-16.25	42.54	3	Vertical	349	1.85	-	36.03	8.52	35.14

6.875-7.125GHz_802.11ax HEW20-BF_Nss1,(MCS4)_4TX

7095MHz_TX

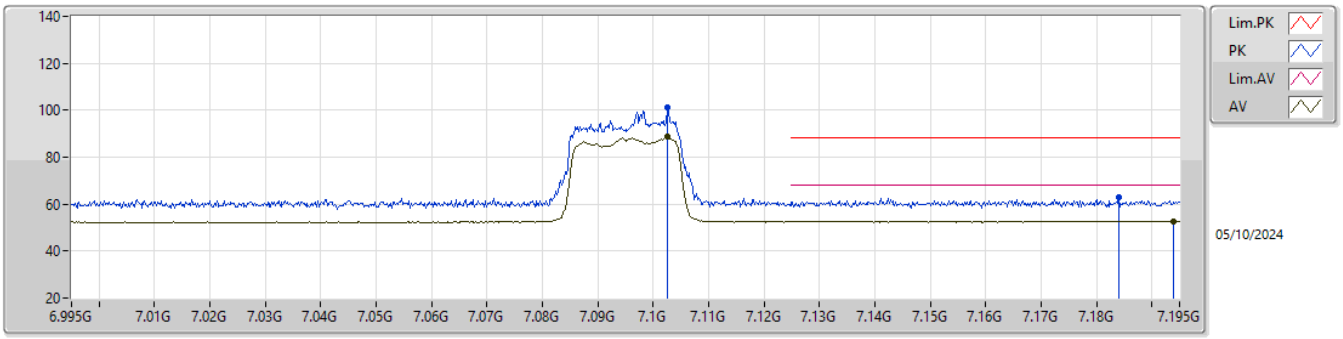

EUT X_4TX
Setting 10
03-E-G-4-10

Type	Freq	Level	Limit	Margin	Raw	Dist	Condition	Azimuth	Height	Comment	AF	CL	PA
	(Hz)	(dBuV/m)	(dBuV/m)	(dB)	(dBuV)	(m)		(°)	(m)		(dB)	(dB)	(dB)
PK	7.1026G	100.96	Inf	-Inf	91.93	3	Horizontal	6	1.50	-	35.71	8.46	35.14
RMS	7.1026G	88.61	Inf	-Inf	79.58	3	Horizontal	6	1.50	-	35.71	8.46	35.14
PK	7.184G	62.86	88.20	-25.34	53.37	3	Horizontal	6	1.50	-	36.10	8.53	35.14
RMS	7.1938G	52.74	88.20	-35.46	43.20	3	Horizontal	6	1.50	-	36.16	8.53	35.15

6.875-7.125GHz_802.11ax HEW20-BF_Nss1,(MCS4)_4TX

7095MHz_TX

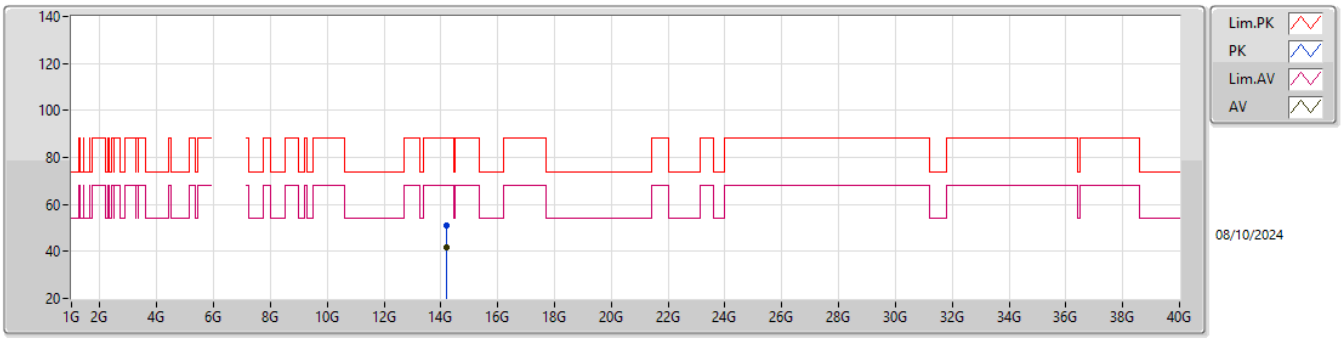

EUT X_4TX
Setting 10
03-E-S-5

Type	Freq	Level	Limit	Margin	Raw	Dist	Condition	Azimuth	Height	Comment	AF	CL	PA
	(Hz)	(dBuV/m)	(dBuV/m)	(dB)	(dBuV)	(m)		(°)	(m)		(dB)	(dB)	(dB)
PK	14.19008G	51.11	88.20	-37.09	61.67	3	Vertical	9	1.80	-	41.66	11.83	64.05
RMS	14.18997G	41.92	68.20	-26.28	52.48	3	Vertical	9	1.80	-	41.66	11.83	64.05

6.875-7.125GHz_802.11ax HEW20-BF_Nss1,(MCS4)_4TX

7095MHz_TX

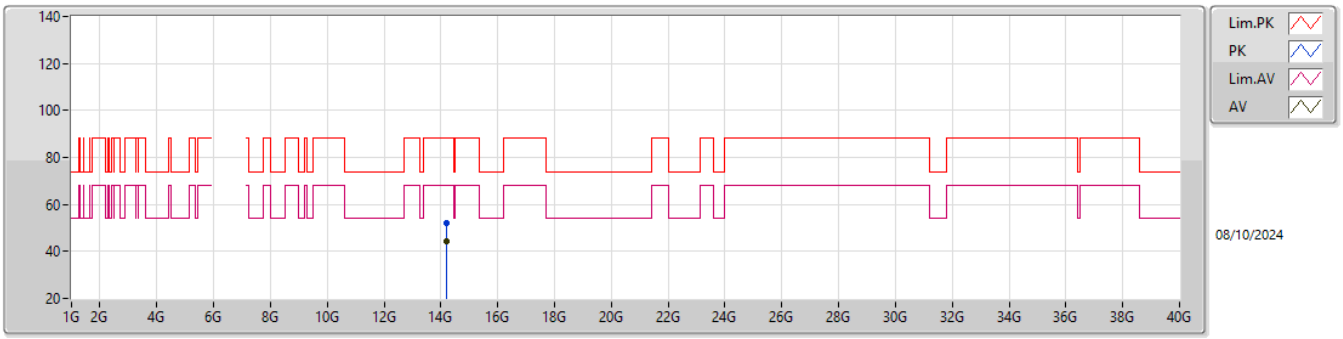

EUT X_4TX
Setting 10
03-E-S-5

Type	Freq	Level	Limit	Margin	Raw	Dist	Condition	Azimuth	Height	Comment	AF	CL	PA
	(Hz)	(dBuV/m)	(dBuV/m)	(dB)	(dBuV)	(m)		(°)	(m)		(dB)	(dB)	(dB)
PK	14.18994G	51.98	88.20	-36.22	62.54	3	Horizontal	22	1.98	-	41.66	11.83	64.05
RMS	14.19002G	44.45	68.20	-23.75	55.01	3	Horizontal	22	1.98	-	41.66	11.83	64.05

6.875-7.125GHz_802.11ax HEW20-BF_Nss1,(MCS4)_4TX

7095MHz_TX

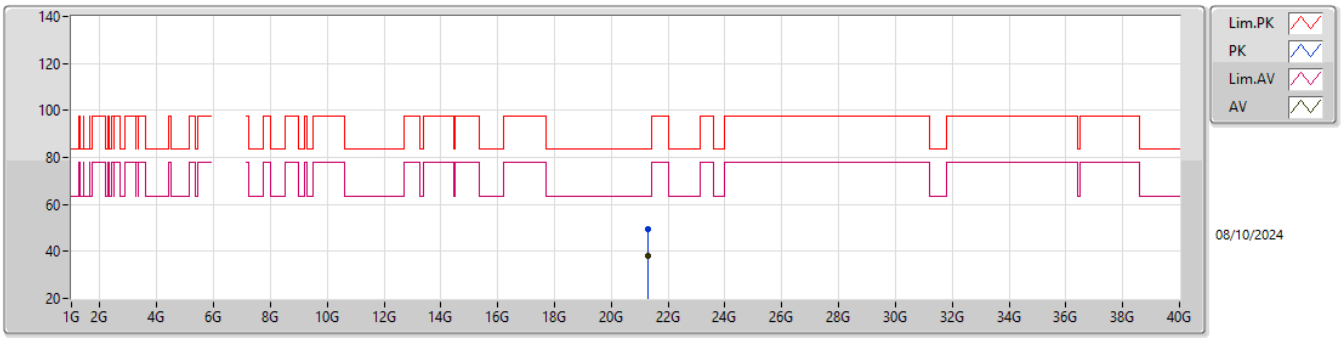

EUT X_4TX
Setting 10
03-E-S-5

Type	Freq	Level	Limit	Margin	Raw	Dist	Condition	Azimuth	Height	Comment	AF	CL	PA
	(Hz)	(dBuV/m)	(dBuV/m)	(dB)	(dBuV)	(m)		(°)	(m)		(dB)	(dB)	(dB)
PK	21.28452G	49.60	83.54	-33.94	44.15	1	Vertical	254	1.80	-	38.07	16.23	48.85
AV	21.28488G	37.96	63.54	-25.58	32.51	1	Vertical	254	1.80	-	38.07	16.23	48.85

6.875-7.125GHz_802.11ax HEW20-BF_Nss1,(MCS4)_4TX

7095MHz_TX

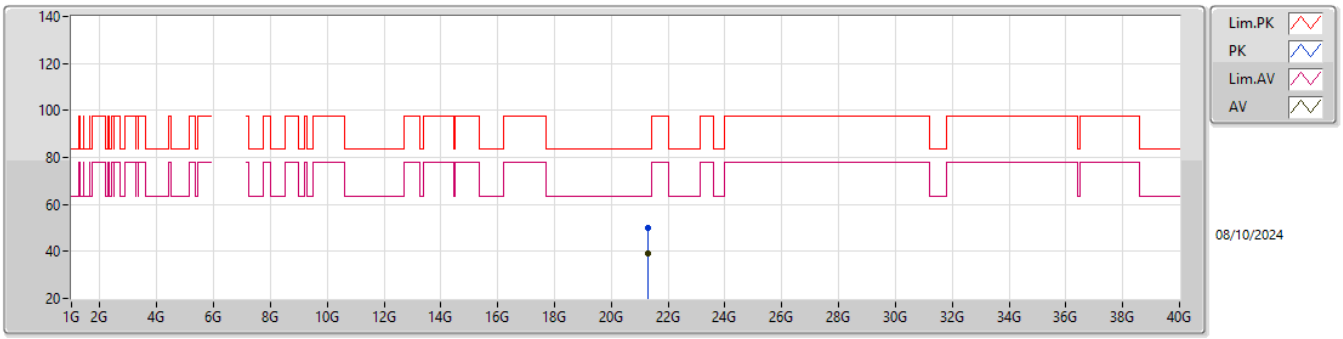

EUT X_4TX
Setting 10
03-E-S-5

Type	Freq	Level	Limit	Margin	Raw	Dist	Condition	Azimuth	Height	Comment	AF	CL	PA
	(Hz)	(dBuV/m)	(dBuV/m)	(dB)	(dBuV)	(m)		(°)	(m)		(dB)	(dB)	(dB)
PK	21.28484G	49.77	83.54	-33.77	44.32	1	Horizontal	254	1.53	-	38.07	16.23	48.85
AV	21.28496G	39.31	63.54	-24.23	33.86	1	Horizontal	254	1.53	-	38.07	16.23	48.85

6.875-7.125GHz_802.11ax HEW20-BF_Nss1,(MCS4)_4TX

7115MHz_TX

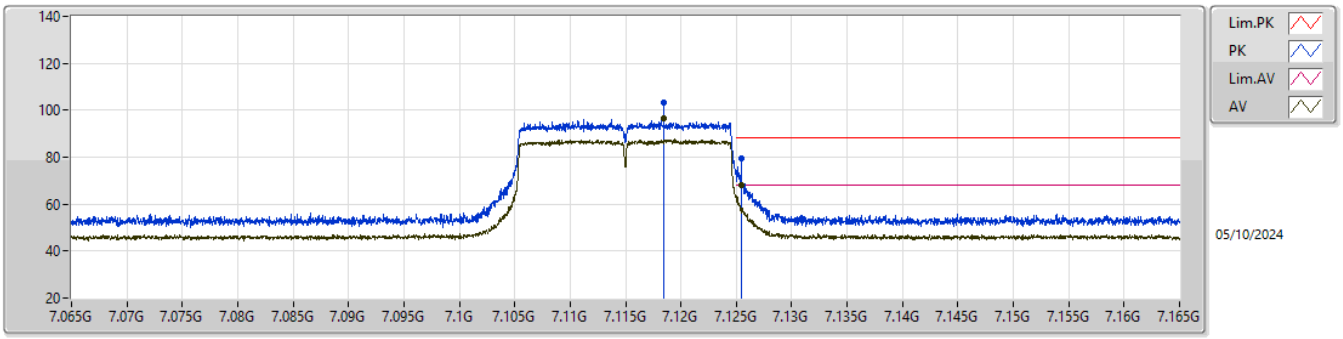

EUT X_4TX
Setting 3
03-E-G-4-10

Type	Freq	Level	Limit	Margin	Raw	Dist	Condition	Azimuth	Height	Comment	AF	CL	PA
	(Hz)	(dBuV/m)	(dBuV/m)	(dB)	(dBuV)	(m)		(°)	(m)		(dB)	(dB)	(dB)
PK	7.1185G	103.14	Inf	-Inf	94.04	3	Vertical	7	1.80	BP 1MHz	35.77	8.47	35.14
RMS	7.1185G	96.37	Inf	-Inf	87.27	3	Vertical	7	1.80	BP 1MHz	35.77	8.47	35.14
PK	7.1255G	79.63	88.20	-8.57	70.49	3	Vertical	7	1.80	BP 1MHz	35.80	8.48	35.14
RMS	7.1255G	68.11	68.20	-0.09	58.97	3	Vertical	7	1.80	BP 1MHz	35.80	8.48	35.14

6.875-7.125GHz_802.11ax HEW20-BF_Nss1,(MCS4)_4TX

7115MHz_TX

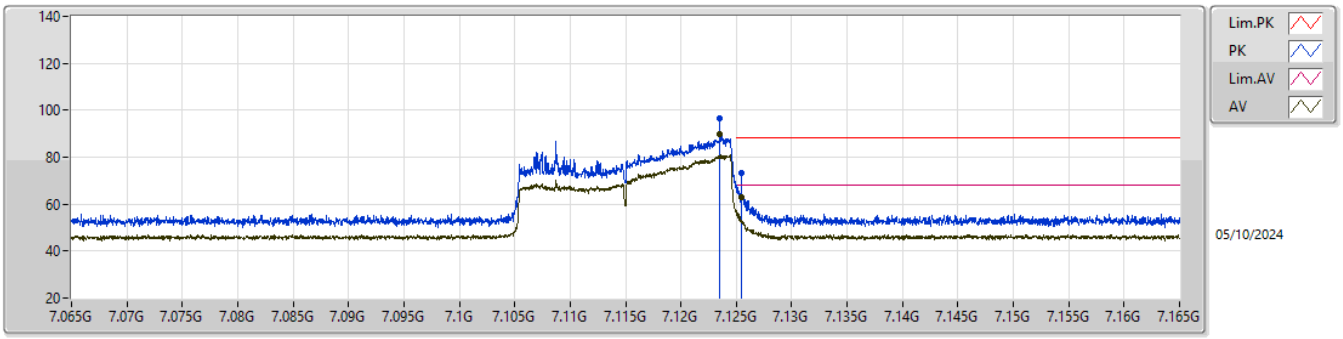

EUT X_4TX
Setting 3
03-E-G-4-10

Type	Freq	Level	Limit	Margin	Raw	Dist	Condition	Azimuth	Height	Comment	AF	CL	PA
	(Hz)	(dBuV/m)	(dBuV/m)	(dB)	(dBuV)	(m)		(°)	(m)		(dB)	(dB)	(dB)
PK	7.1235G	96.50	Inf	-Inf	87.38	3	Horizontal	47	1.80	BP 1MHz	35.79	8.47	35.14
RMS	7.1235G	89.60	Inf	-Inf	80.48	3	Horizontal	47	1.80	BP 1MHz	35.79	8.47	35.14
PK	7.1255G	73.07	88.20	-15.13	63.93	3	Horizontal	47	1.80	BP 1MHz	35.80	8.48	35.14
RMS	7.1255G	62.84	68.20	-5.36	53.70	3	Horizontal	47	1.80	BP 1MHz	35.80	8.48	35.14

6.875-7.125GHz_802.11ax HEW20-BF_Nss1,(MCS4)_4TX

7115MHz_TX

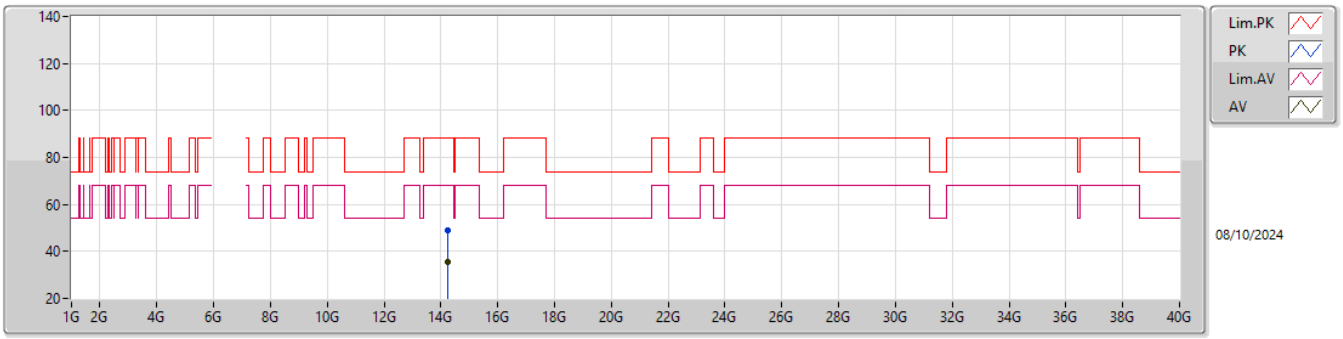

EUT X_4TX
Setting 3
03-E-S-5

Type	Freq	Level	Limit	Margin	Raw	Dist	Condition	Azimuth	Height	Comment	AF	CL	PA
	(Hz)	(dBuV/m)	(dBuV/m)	(dB)	(dBuV)	(m)		(°)	(m)		(dB)	(dB)	(dB)
PK	14.2349G	49.00	88.20	-39.20	59.31	3	Vertical	264	1.82	-	41.77	11.87	63.95
RMS	14.23308G	35.73	68.20	-32.47	46.04	3	Vertical	264	1.82	-	41.77	11.87	63.95

6.875-7.125GHz_802.11ax HEW20-BF_Nss1,(MCS4)_4TX

7115MHz_TX

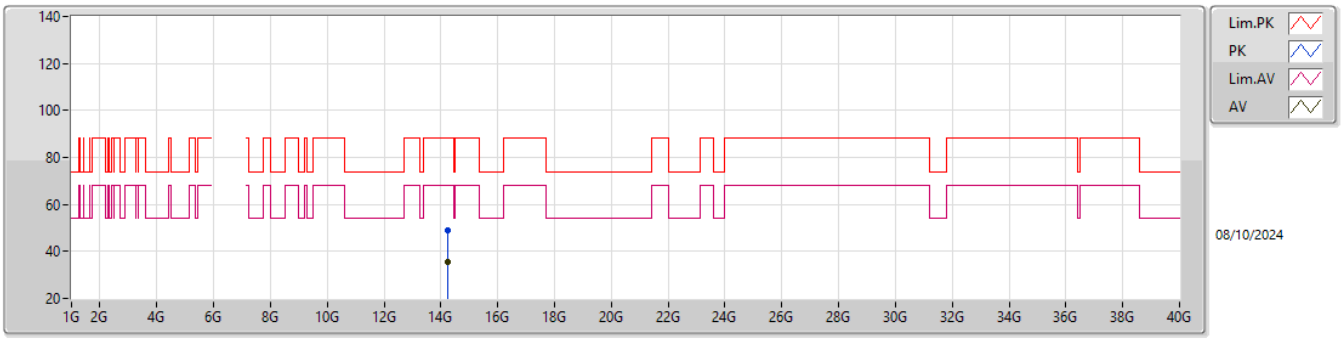

EUT X_4TX
Setting 3
03-E-S-5

Type	Freq	Level	Limit	Margin	Raw	Dist	Condition	Azimuth	Height	Comment	AF	CL	PA
	(Hz)	(dBuV/m)	(dBuV/m)	(dB)	(dBuV)	(m)		(°)	(m)		(dB)	(dB)	(dB)
PK	14.23015G	48.89	88.20	-39.31	59.23	3	Horizontal	311	2.96	-	41.76	11.86	63.96
RMS	14.2263G	35.68	68.20	-32.52	46.04	3	Horizontal	311	2.96	-	41.75	11.86	63.97

6.875-7.125GHz_802.11ax HEW20-BF_Nss1,(MCS4)_4TX

7115MHz_TX

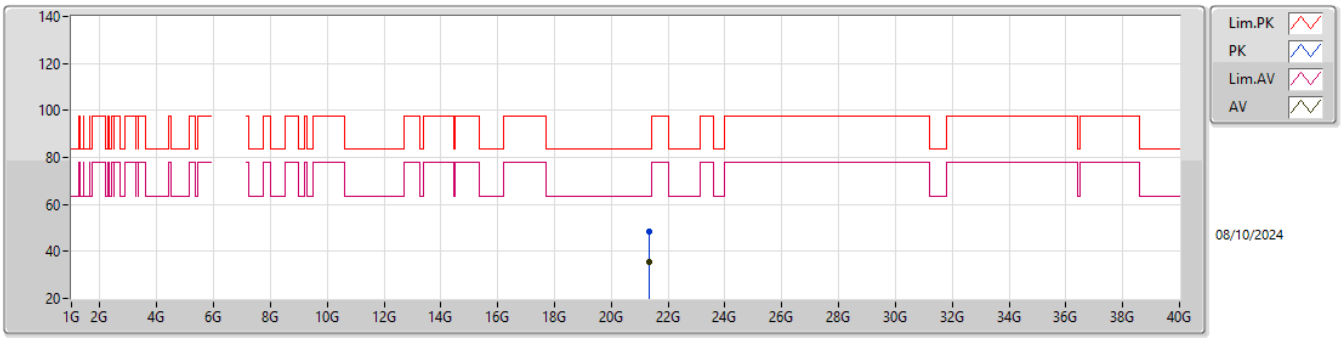

EUT X_4TX
Setting 3
03-E-S-5

Type	Freq	Level	Limit	Margin	Raw	Dist	Condition	Azimuth	Height	Comment	AF	CL	PA
	(Hz)	(dBuV/m)	(dBuV/m)	(dB)	(dBuV)	(m)		(°)	(m)		(dB)	(dB)	(dB)
PK	21.34304G	48.65	83.54	-34.89	43.12	1	Vertical	326	1.56	-	38.10	16.27	48.84
AV	21.34066G	35.66	63.54	-27.88	30.13	1	Vertical	326	1.56	-	38.10	16.27	48.84

6.875-7.125GHz_802.11ax HEW20-BF_Nss1,(MCS4)_4TX

7115MHz_TX

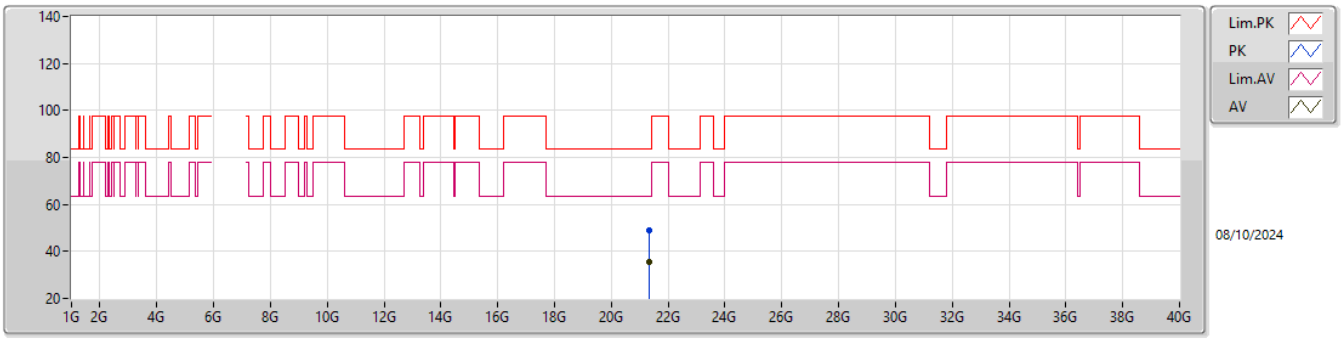

EUT X_4TX
Setting 3
03-E-S-5

Type	Freq	Level	Limit	Margin	Raw	Dist	Condition	Azimuth	Height	Comment	AF	CL	PA
	(Hz)	(dBuV/m)	(dBuV/m)	(dB)	(dBuV)	(m)		(°)	(m)		(dB)	(dB)	(dB)
PK	21.34816G	48.93	83.54	-34.61	43.39	1	Horizontal	31	1.50	-	38.10	16.28	48.84
AV	21.34804G	35.75	63.54	-27.79	30.21	1	Horizontal	31	1.50	-	38.10	16.28	48.84

5.925-6.425GHz_802.11ax HEW40-BF_Nss1,(MCS4)_4TX

5965MHz_TX

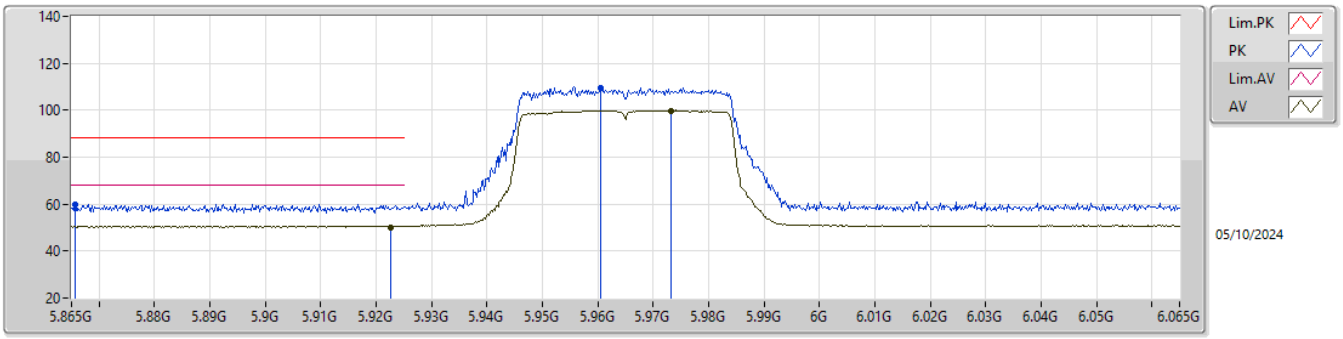

EUT X_4TX
Setting 9
03-E-G-4-10

Type	Freq	Level	Limit	Margin	Raw	Dist	Condition	Azimuth	Height	Comment	AF	CL	PA
	(Hz)	(dBuV/m)	(dBuV/m)	(dB)	(dBuV)	(m)		(°)	(m)		(dB)	(dB)	(dB)
PK	5.8656G	59.72	88.20	-28.48	52.53	3	Vertical	355.7	1.83	-	34.36	8.03	35.20
RMS	5.9226G	50.25	68.20	-17.95	42.81	3	Vertical	355.7	1.83	-	34.55	8.09	35.20
PK	5.9606G	109.65	Inf	-Inf	102.11	3	Vertical	355.7	1.83	-	34.60	8.13	35.19
RMS	5.9732G	99.65	Inf	-Inf	92.10	3	Vertical	355.7	1.83	-	34.60	8.14	35.19

5.925-6.425GHz_802.11ax HEW40-BF_Nss1,(MCS4)_4TX

5965MHz_TX

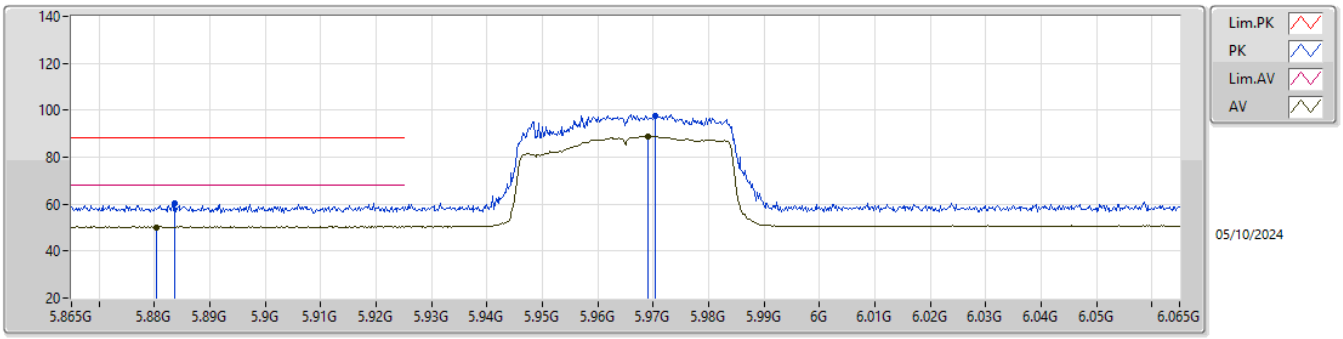

EUT X_4TX
Setting 9
03-E-G-4-10

Type	Freq	Level	Limit	Margin	Raw	Dist	Condition	Azimuth	Height	Comment	AF	CL	PA
	(Hz)	(dBuV/m)	(dBuV/m)	(dB)	(dBuV)	(m)		(°)	(m)		(dB)	(dB)	(dB)
PK	5.8836G	60.12	88.20	-28.08	52.84	3	Horizontal	335.3	1.80	-	34.43	8.05	35.20
RMS	5.8804G	50.04	68.20	-18.16	42.78	3	Horizontal	335.3	1.80	-	34.42	8.04	35.20
PK	5.9704G	97.84	Inf	-Inf	90.29	3	Horizontal	335.3	1.80	-	34.60	8.14	35.19
RMS	5.969G	88.54	Inf	-Inf	80.99	3	Horizontal	335.3	1.80	-	34.60	8.14	35.19

5.925-6.425GHz_802.11ax HEW40-BF_Nss1,(MCS4)_4TX

5965MHz_TX

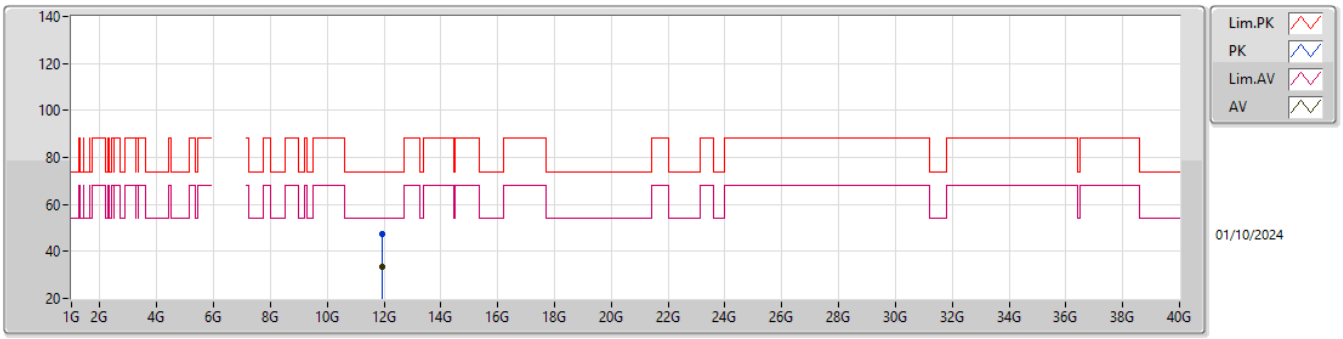

EUT X_4TX
Setting 9
03-E-S-5

Type	Freq	Level	Limit	Margin	Raw	Dist	Condition	Azimuth	Height	Comment	AF	CL	PA
	(Hz)	(dBuV/m)	(dBuV/m)	(dB)	(dBuV)	(m)		(°)	(m)		(dB)	(dB)	(dB)
PK	11.93022G	47.49	74.00	-26.51	62.28	3	Vertical	210	1.84	-	39.20	11.80	65.79
AV	11.93111G	33.61	54.00	-20.39	48.40	3	Vertical	210	1.84	-	39.20	11.80	65.79

5.925-6.425GHz_802.11ax HEW40-BF_Nss1,(MCS4)_4TX

5965MHz_TX

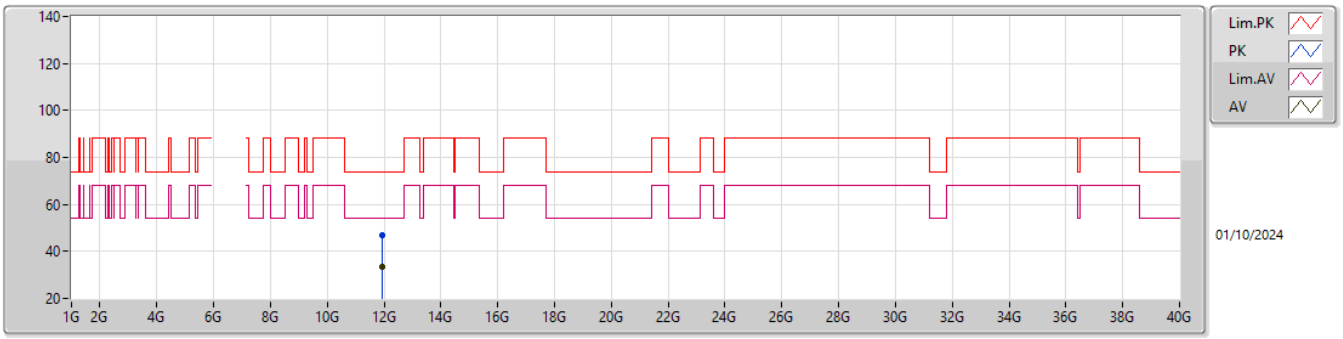

EUT X_4TX
Setting 9
03-E-S-5

Type	Freq	Level	Limit	Margin	Raw	Dist	Condition	Azimuth	Height	Comment	AF	CL	PA
	(Hz)	(dBuV/m)	(dBuV/m)	(dB)	(dBuV)	(m)		(°)	(m)		(dB)	(dB)	(dB)
PK	11.93045G	46.84	74.00	-27.16	61.63	3	Horizontal	80	2.58	-	39.20	11.80	65.79
AV	11.92784G	33.58	54.00	-20.42	48.37	3	Horizontal	80	2.58	-	39.20	11.80	65.79

5.925-6.425GHz_802.11ax HEW40-BF_Nss1,(MCS4)_4TX

5965MHz_TX

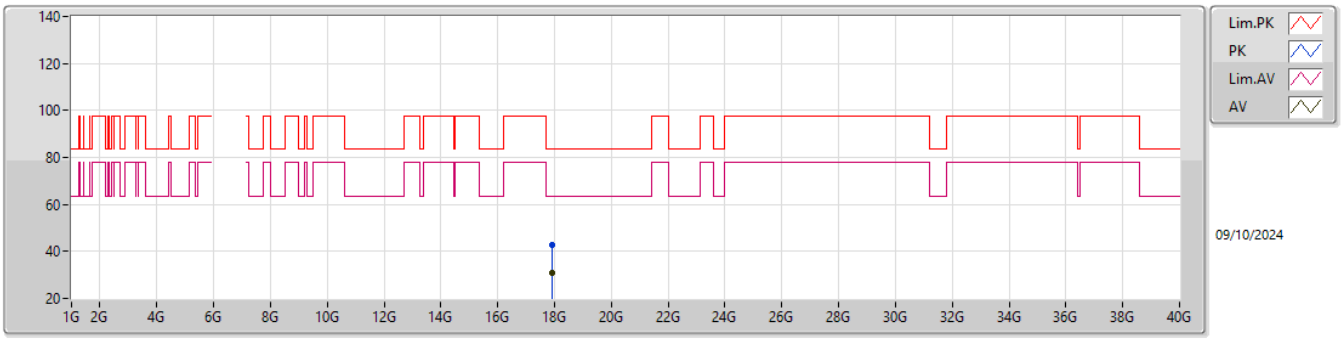

EUT X_4TX
Setting 9
03-E-S-5

Type	Freq	Level	Limit	Margin	Raw	Dist	Condition	Azimuth	Height	Comment	AF	CL	PA
	(Hz)	(dBuV/m)	(dBuV/m)	(dB)	(dBuV)	(m)		(°)	(m)		(dB)	(dB)	(dB)
PK	17.89968G	42.83	83.54	-40.71	39.27	1	Vertical	164	1.56	-	37.49	15.23	49.16
AV	17.89648G	30.98	63.54	-32.56	27.43	1	Vertical	164	1.56	-	37.48	15.23	49.16

5.925-6.425GHz_802.11ax HEW40-BF_Nss1,(MCS4)_4TX

5965MHz_TX

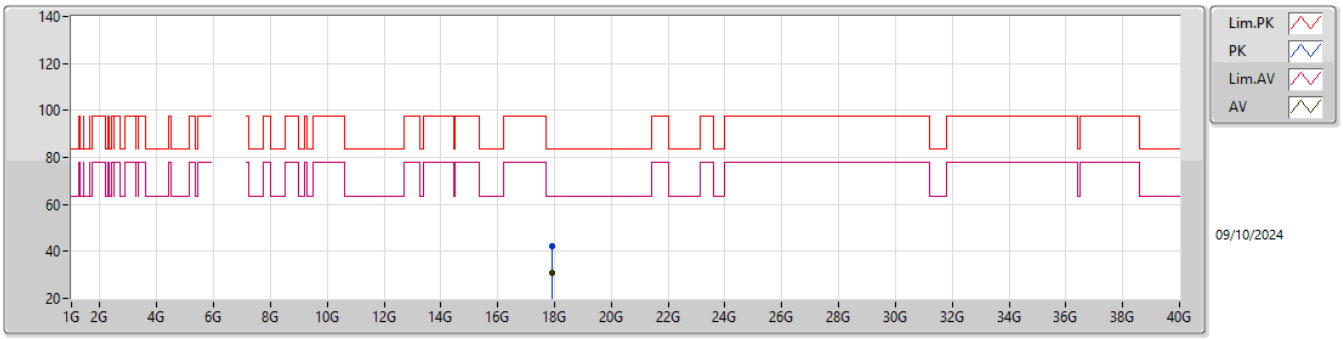

EUT X_4TX
Setting 9
03-E-S-5

Type	Freq	Level	Limit	Margin	Raw	Dist	Condition	Azimuth	Height	Comment	AF	CL	PA
	(Hz)	(dBuV/m)	(dBuV/m)	(dB)	(dBuV)	(m)		(°)	(m)		(dB)	(dB)	(dB)
PK	17.89672G	42.50	83.54	-41.04	38.95	1	Horizontal	265	1.55	-	37.48	15.23	49.16
AV	17.8955G	31.04	63.54	-32.50	27.48	1	Horizontal	265	1.55	-	37.48	15.23	49.15

5.925-6.425GHz_802.11ax HEW40-BF_Nss1,(MCS4)_4TX

6205MHz_TX

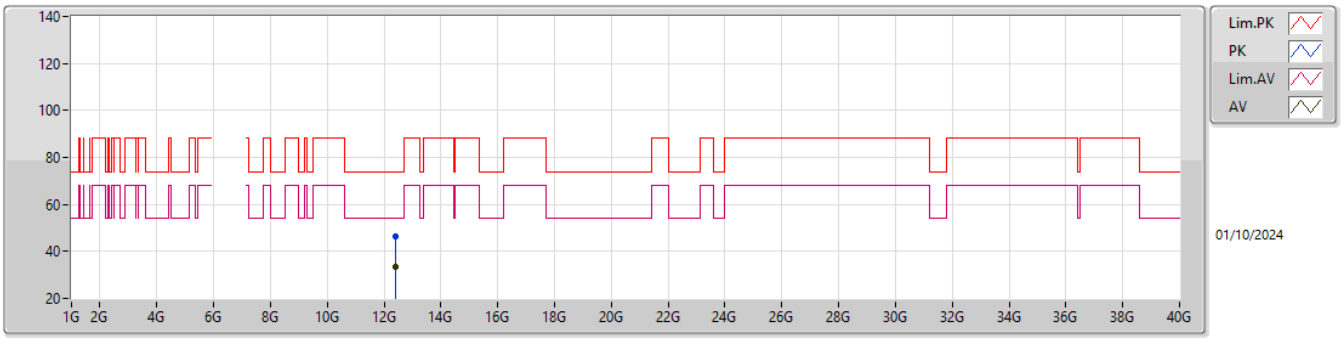

EUT X_4TX
Setting 9
03-E-S-5

Type	Freq	Level	Limit	Margin	Raw	Dist	Condition	Azimuth	Height	Comment	AF	CL	PA
	(Hz)	(dBuV/m)	(dBuV/m)	(dB)	(dBuV)	(m)		(°)	(m)		(dB)	(dB)	(dB)
PK	12.40515G	46.55	74.00	-27.45	61.53	3	Vertical	33	2.84	-	38.60	11.80	65.38
AV	12.41056G	33.44	54.00	-20.56	48.41	3	Vertical	33	2.84	-	38.60	11.80	65.37

5.925-6.425GHz_802.11ax HEW40-BF_Nss1,(MCS4)_4TX

6205MHz_TX

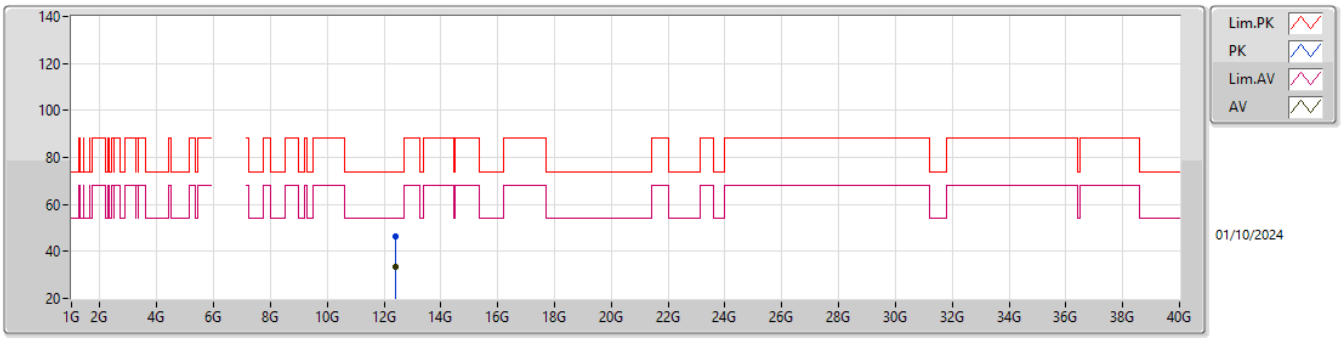

EUT X_4TX
Setting 9
03-E-S-5

Type	Freq	Level	Limit	Margin	Raw	Dist	Condition	Azimuth	Height	Comment	AF	CL	PA
	(Hz)	(dBuV/m)	(dBuV/m)	(dB)	(dBuV)	(m)		(°)	(m)		(dB)	(dB)	(dB)
PK	12.41278G	46.43	74.00	-27.57	61.40	3	Horizontal	300	1.89	-	38.60	11.80	65.37
AV	12.40807G	33.43	54.00	-20.57	48.40	3	Horizontal	300	1.89	-	38.60	11.80	65.37

5.925-6.425GHz_802.11ax HEW40-BF_Nss1,(MCS4)_4TX

6205MHz_TX

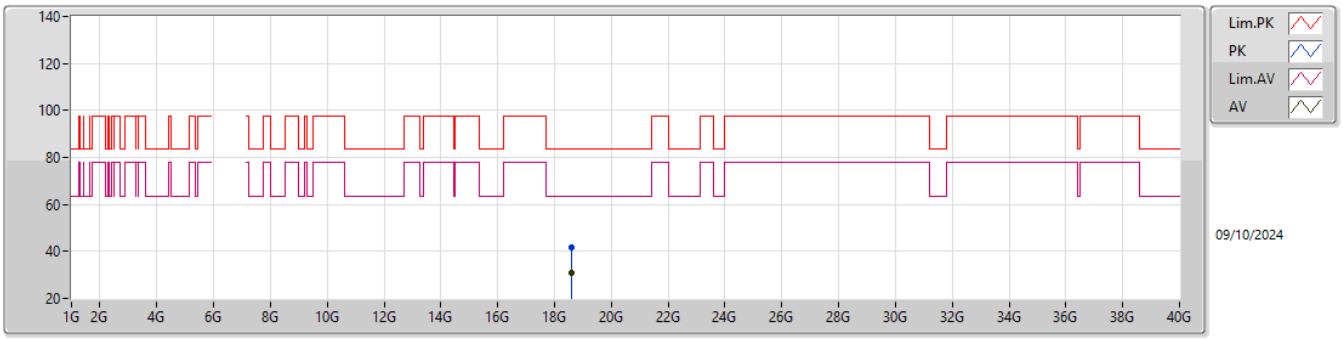

EUT X_4TX
Setting 9
03-E-S-5

Type	Freq	Level	Limit	Margin	Raw	Dist	Condition	Azimuth	Height	Comment	AF	CL	PA
	(Hz)	(dBuV/m)	(dBuV/m)	(dB)	(dBuV)	(m)		(°)	(m)		(dB)	(dB)	(dB)
PK	18.6118G	41.59	83.54	-41.95	38.10	1	Vertical	72	1.53	-	37.82	15.27	49.60
AV	18.6113G	31.00	63.54	-32.54	27.51	1	Vertical	72	1.53	-	37.82	15.27	49.60

5.925-6.425GHz_802.11ax HEW40-BF_Nss1,(MCS4)_4TX

6205MHz_TX

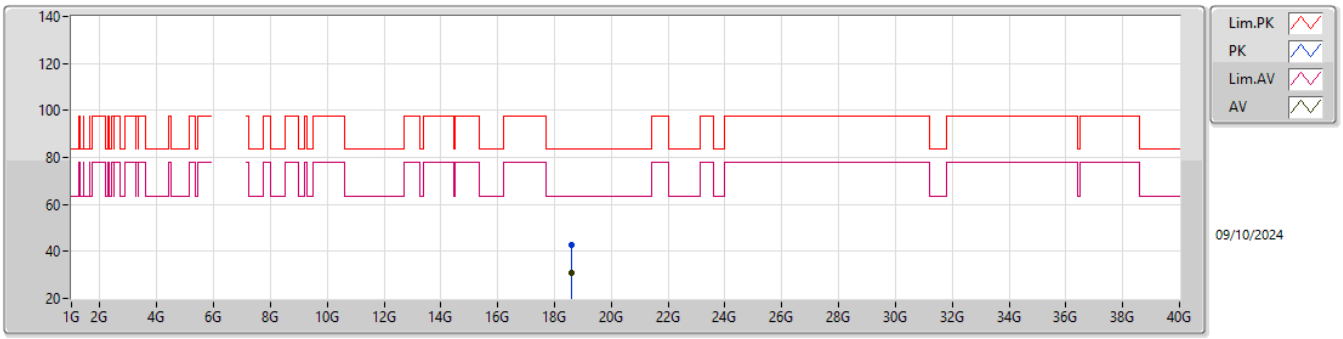

EUT X_4TX
Setting 9
03-E-S-5

Type	Freq	Level	Limit	Margin	Raw	Dist	Condition	Azimuth	Height	Comment	AF	CL	PA
	(Hz)	(dBuV/m)	(dBuV/m)	(dB)	(dBuV)	(m)		(°)	(m)		(dB)	(dB)	(dB)
PK	18.61228G	42.56	83.54	-40.98	39.07	1	Horizontal	297	1.58	-	37.82	15.27	49.60
AV	18.61844G	31.00	63.54	-32.54	27.49	1	Horizontal	297	1.58	-	37.84	15.27	49.60

5.925-6.425GHz_802.11ax HEW40-BF_Nss1,(MCS4)_4TX

6405MHz_TX

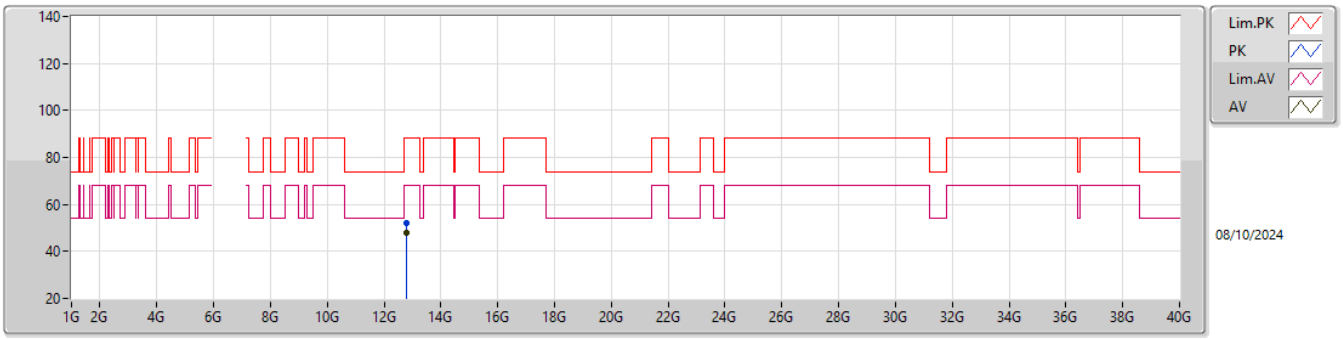

EUT X_4TX
Setting 11
03-E-S-5

Type	Freq	Level	Limit	Margin	Raw	Dist	Condition	Azimuth	Height	Comment	AF	CL	PA
	(Hz)	(dBuV/m)	(dBuV/m)	(dB)	(dBuV)	(m)		(°)	(m)		(dB)	(dB)	(dB)
PK	12.81G	52.00	88.20	-36.20	66.44	3	Vertical	246	1.60	-	39.04	11.77	65.25
RMS	12.81003G	47.90	68.20	-20.30	62.34	3	Vertical	246	1.60	-	39.04	11.77	65.25

5.925-6.425GHz_802.11ax HEW40-BF_Nss1,(MCS4)_4TX

6405MHz_TX

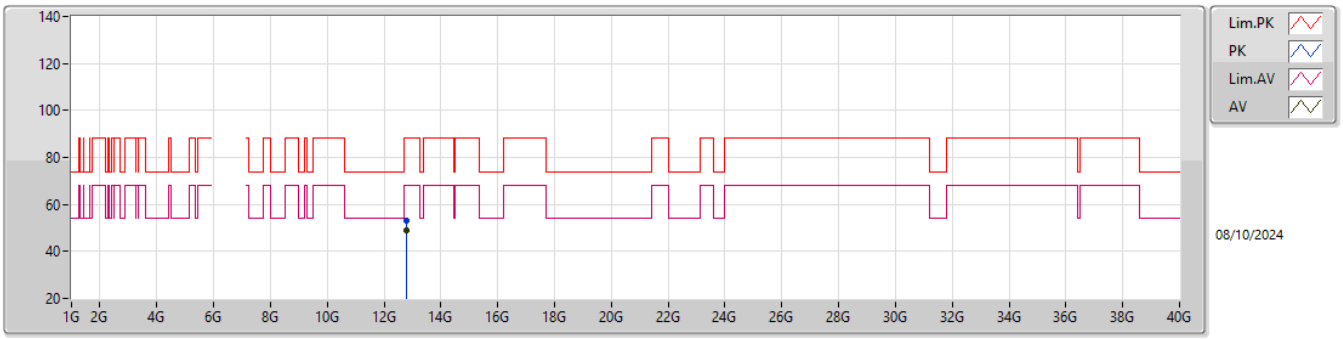

EUT X_4TX
Setting 11
03-E-S-5

Type	Freq	Level	Limit	Margin	Raw	Dist	Condition	Azimuth	Height	Comment	AF	CL	PA
	(Hz)	(dBuV/m)	(dBuV/m)	(dB)	(dBuV)	(m)		(°)	(m)		(dB)	(dB)	(dB)
PK	12.81007G	53.22	88.20	-34.98	67.66	3	Horizontal	320	1.80	-	39.04	11.77	65.25
RMS	12.81003G	49.22	68.20	-18.98	63.66	3	Horizontal	320	1.80	-	39.04	11.77	65.25

5.925-6.425GHz_802.11ax HEW40-BF_Nss1,(MCS4)_4TX

6405MHz_TX

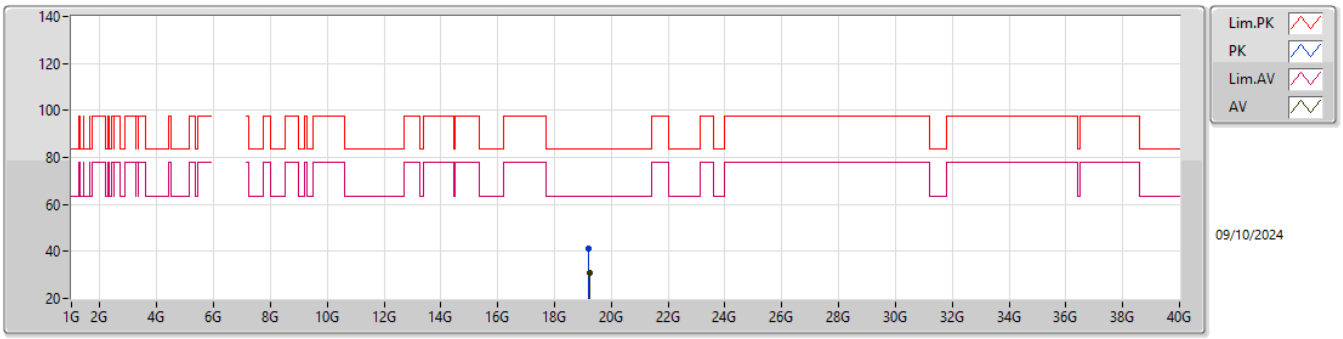

EUT X_4TX
Setting 11
03-E-S-5

Type	Freq	Level	Limit	Margin	Raw	Dist	Condition	Azimuth	Height	Comment	AF	CL	PA
	(Hz)	(dBuV/m)	(dBuV/m)	(dB)	(dBuV)	(m)		(°)	(m)		(dB)	(dB)	(dB)
PK	19.21012G	41.19	83.54	-42.35	37.59	1	Vertical	146	1.52	-	37.84	15.24	49.48
AV	19.21944G	30.94	63.54	-32.60	27.31	1	Vertical	146	1.52	-	37.88	15.24	49.49

5.925-6.425GHz_802.11ax HEW40-BF_Nss1,(MCS4)_4TX

6405MHz_TX

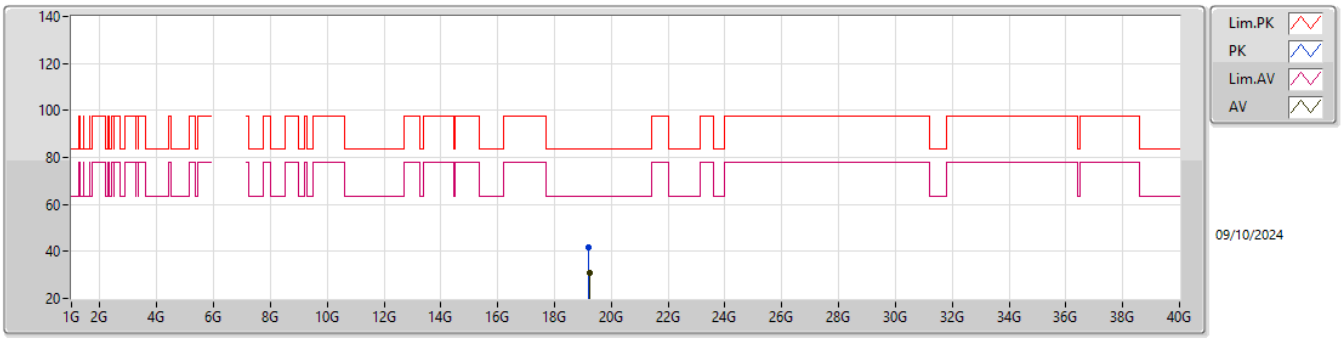

EUT X_4TX
Setting 11
03-E-S-5

Type	Freq	Level	Limit	Margin	Raw	Dist	Condition	Azimuth	Height	Comment	AF	CL	PA
	(Hz)	(dBuV/m)	(dBuV/m)	(dB)	(dBuV)	(m)		(°)	(m)		(dB)	(dB)	(dB)
PK	19.21156G	41.81	83.54	-41.73	38.20	1	Horizontal	12	1.51	-	37.85	15.24	49.48
AV	19.21972G	31.08	63.54	-32.46	27.45	1	Horizontal	12	1.51	-	37.88	15.24	49.49

6.425-6.525GHz_802.11ax HEW40-BF_Nss1,(MCS4)_4TX

6445MHz_TX

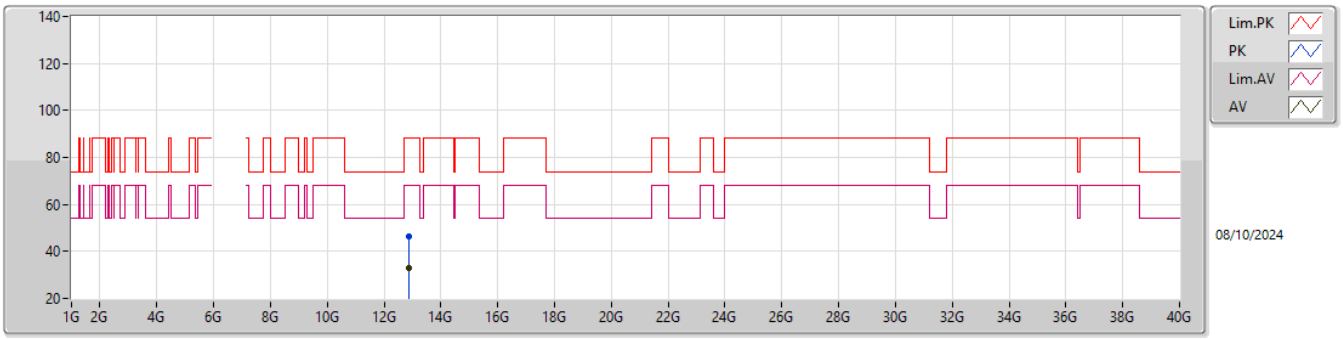

EUT X_4TX
Setting 11
03-E-S-5

Type	Freq	Level	Limit	Margin	Raw	Dist	Condition	Azimuth	Height	Comment	AF	CL	PA
	(Hz)	(dBuV/m)	(dBuV/m)	(dB)	(dBuV)	(m)		(°)	(m)		(dB)	(dB)	(dB)
PK	12.88508G	46.59	88.20	-41.61	60.87	3	Vertical	94	2.42	-	39.20	11.76	65.24
RMS	12.88666G	32.68	68.20	-35.52	46.96	3	Vertical	94	2.42	-	39.20	11.76	65.24

6.425-6.525GHz_802.11ax HEW40-BF_Nss1,(MCS4)_4TX

6445MHz_TX

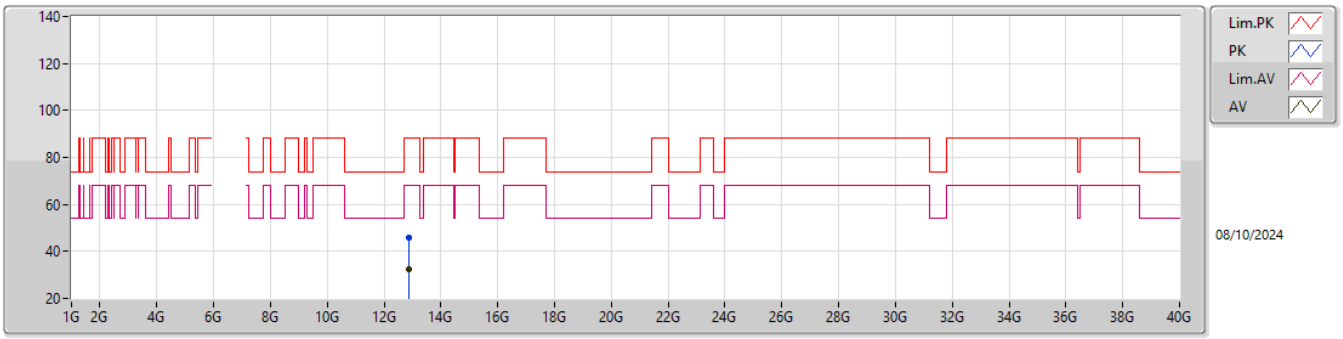

EUT X_4TX
Setting 11
03-E-S-5

Type	Freq	Level	Limit	Margin	Raw	Dist	Condition	Azimuth	Height	Comment	AF	CL	PA
	(Hz)	(dBuV/m)	(dBuV/m)	(dB)	(dBuV)	(m)		(°)	(m)		(dB)	(dB)	(dB)
PK	12.89169G	45.63	88.20	-42.57	59.91	3	Horizontal	41	1.82	-	39.20	11.76	65.24
RMS	12.88731G	32.58	68.20	-35.62	46.86	3	Horizontal	41	1.82	-	39.20	11.76	65.24

6.425-6.525GHz_802.11ax HEW40-BF_Nss1,(MCS4)_4TX

6445MHz_TX

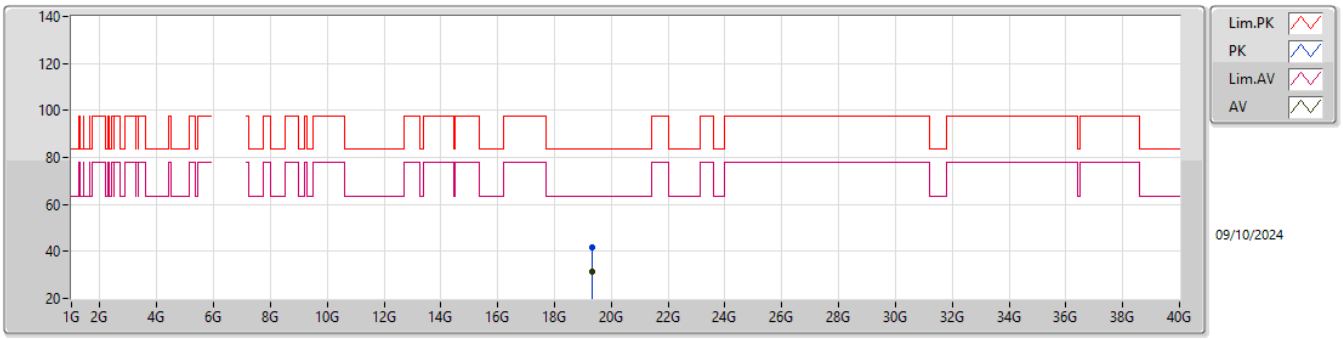

EUT X_4TX
Setting 11
03-E-S-5

Type	Freq	Level	Limit	Margin	Raw	Dist	Condition	Azimuth	Height	Comment	AF	CL	PA
	(Hz)	(dBuV/m)	(dBuV/m)	(dB)	(dBuV)	(m)		(°)	(m)		(dB)	(dB)	(dB)
PK	19.33592G	41.85	83.54	-41.69	38.39	1	Vertical	171	1.52	-	37.80	15.23	49.57
AV	19.33308G	31.30	63.54	-32.24	27.84	1	Vertical	171	1.52	-	37.80	15.23	49.57

6.425-6.525GHz_802.11ax HEW40-BF_Nss1,(MCS4)_4TX

6445MHz_TX

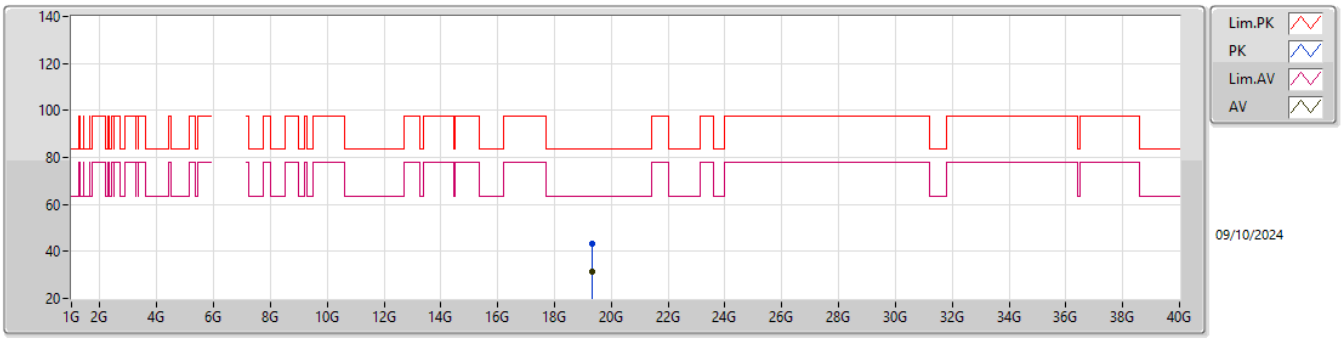

EUT X_4TX
Setting 11
03-E-S-5

Type	Freq	Level	Limit	Margin	Raw	Dist	Condition	Azimuth	Height	Comment	AF	CL	PA
	(Hz)	(dBuV/m)	(dBuV/m)	(dB)	(dBuV)	(m)		(°)	(m)		(dB)	(dB)	(dB)
PK	19.33616G	43.12	83.54	-40.42	39.66	1	Horizontal	245	1.56	-	37.80	15.23	49.57
AV	19.33316G	31.32	63.54	-32.22	27.86	1	Horizontal	245	1.56	-	37.80	15.23	49.57

6.425-6.525GHz_802.11ax HEW40-BF_Nss1,(MCS4)_4TX

6485MHz_TX

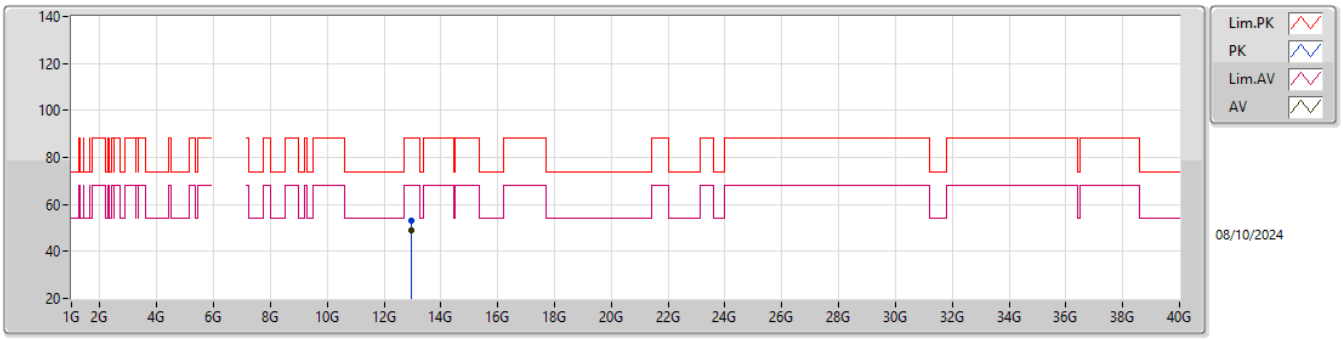

EUT X_4TX
Setting 12
03-E-S-5

Type	Freq	Level	Limit	Margin	Raw	Dist	Condition	Azimuth	Height	Comment	AF	CL	PA
	(Hz)	(dBuV/m)	(dBuV/m)	(dB)	(dBuV)	(m)		(°)	(m)		(dB)	(dB)	(dB)
PK	12.97004G	52.96	88.20	-35.24	67.13	3	Vertical	253	1.72	-	39.30	11.76	65.23
RMS	12.96999G	48.96	68.20	-19.24	63.13	3	Vertical	253	1.72	-	39.30	11.76	65.23

6.425-6.525GHz_802.11ax HEW40-BF_Nss1,(MCS4)_4TX

6485MHz_TX

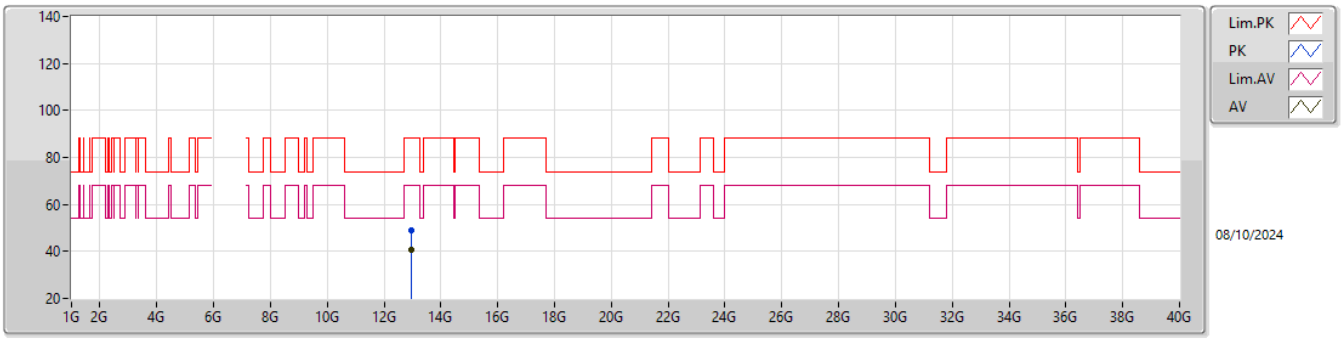

EUT X_4TX
Setting 12
03-E-S-5

Type	Freq	Level	Limit	Margin	Raw	Dist	Condition	Azimuth	Height	Comment	AF	CL	PA
	(Hz)	(dBuV/m)	(dBuV/m)	(dB)	(dBuV)	(m)		(°)	(m)		(dB)	(dB)	(dB)
PK	12.97003G	48.88	88.20	-39.32	63.05	3	Horizontal	305	1.80	-	39.30	11.76	65.23
RMS	12.97002G	40.86	68.20	-27.34	55.03	3	Horizontal	305	1.80	-	39.30	11.76	65.23

6.425-6.525GHz_802.11ax HEW40-BF_Nss1,(MCS4)_4TX

6485MHz_TX

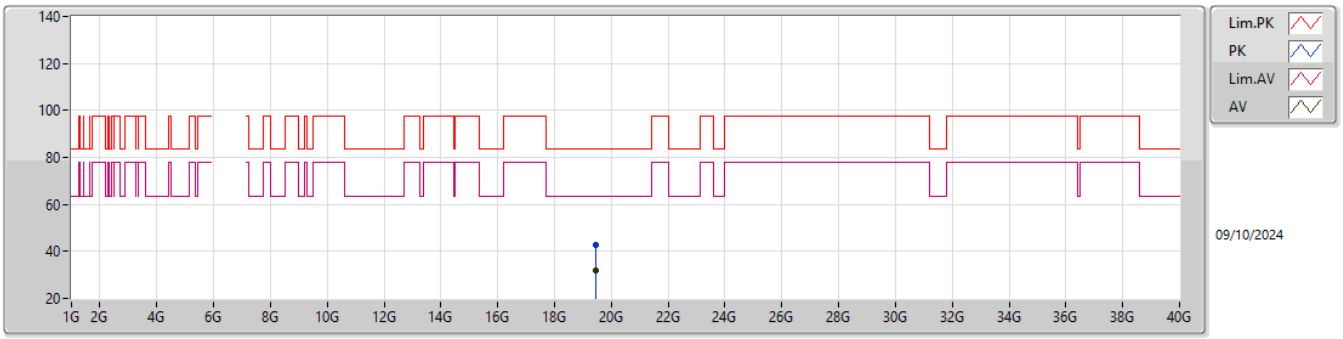

EUT X_4TX
Setting 12
03-E-S-5

Type	Freq	Level	Limit	Margin	Raw	Dist	Condition	Azimuth	Height	Comment	AF	CL	PA
	(Hz)	(dBuV/m)	(dBuV/m)	(dB)	(dBuV)	(m)		(°)	(m)		(dB)	(dB)	(dB)
PK	19.45394G	42.69	83.54	-40.85	39.40	1	Vertical	43	1.54	-	37.71	15.23	49.65
AV	19.45872G	31.73	63.54	-31.81	28.43	1	Vertical	43	1.54	-	37.72	15.23	49.65

6.425-6.525GHz_802.11ax HEW40-BF_Nss1,(MCS4)_4TX

6485MHz_TX

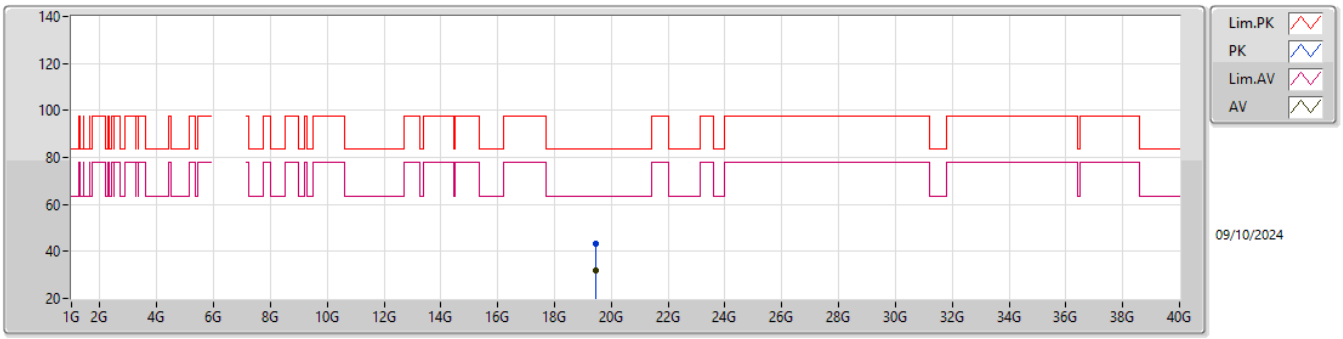

EUT X_4TX
Setting 12
03-E-S-5

Type	Freq	Level	Limit	Margin	Raw	Dist	Condition	Azimuth	Height	Comment	AF	CL	PA
	(Hz)	(dBuV/m)	(dBuV/m)	(dB)	(dBuV)	(m)		(°)	(m)		(dB)	(dB)	(dB)
PK	19.45972G	43.08	83.54	-40.46	39.78	1	Horizontal	115	1.50	-	37.72	15.23	49.65
AV	19.45842G	31.70	63.54	-31.84	28.40	1	Horizontal	115	1.50	-	37.72	15.23	49.65

6.425-6.525GHz_802.11ax HEW40-BF_Nss1,(MCS4)_4TX

6525MHz Straddle 6.425-6.525GHz_TX

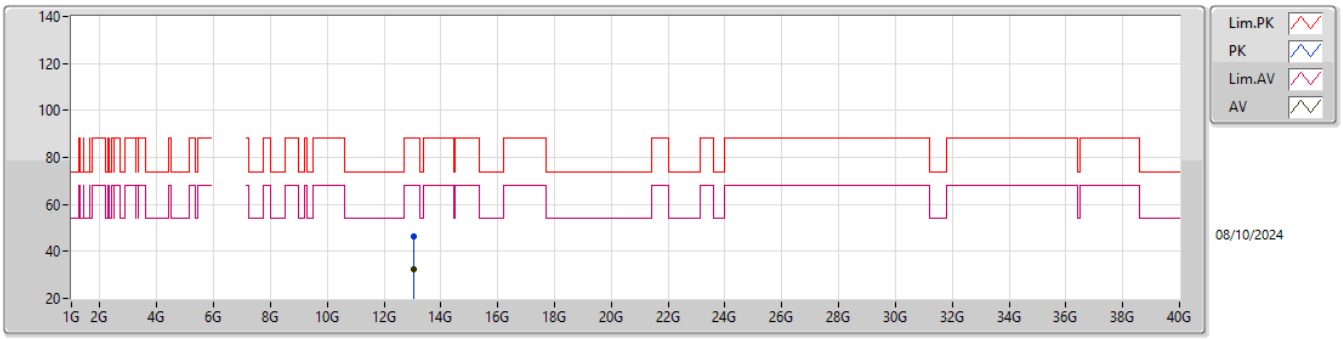

EUT X_4TX
Setting 11
03-E-S-5

Type	Freq	Level	Limit	Margin	Raw	Dist	Condition	Azimuth	Height	Comment	AF	CL	PA
	(Hz)	(dBuV/m)	(dBuV/m)	(dB)	(dBuV)	(m)		(°)	(m)		(dB)	(dB)	(dB)
PK	13.04822G	46.58	88.20	-41.62	60.57	3	Vertical	278	1.76	-	39.40	11.75	65.14
RMS	13.05317G	32.67	68.20	-35.53	46.64	3	Vertical	278	1.76	-	39.41	11.75	65.13

6.425-6.525GHz_802.11ax HEW40-BF_Nss1,(MCS4)_4TX

6525MHz Straddle 6.425-6.525GHz_TX

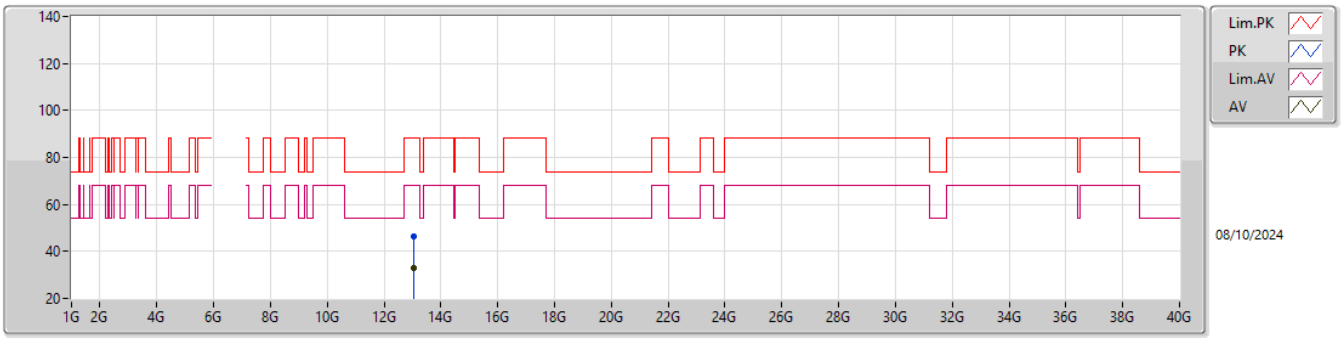

EUT X_4TX
Setting 11
03-E-S-5

Type	Freq	Level	Limit	Margin	Raw	Dist	Condition	Azimuth	Height	Comment	AF	CL	PA
	(Hz)	(dBuV/m)	(dBuV/m)	(dB)	(dBuV)	(m)		(°)	(m)		(dB)	(dB)	(dB)
PK	13.05232G	46.23	88.20	-41.97	60.20	3	Horizontal	103	2.82	-	39.41	11.75	65.13
RMS	13.04664G	32.90	68.20	-35.30	46.90	3	Horizontal	103	2.82	-	39.39	11.75	65.14

6.425-6.525GHz_802.11ax HEW40-BF_Nss1,(MCS4)_4TX

6525MHz Straddle 6.425-6.525GHz_TX

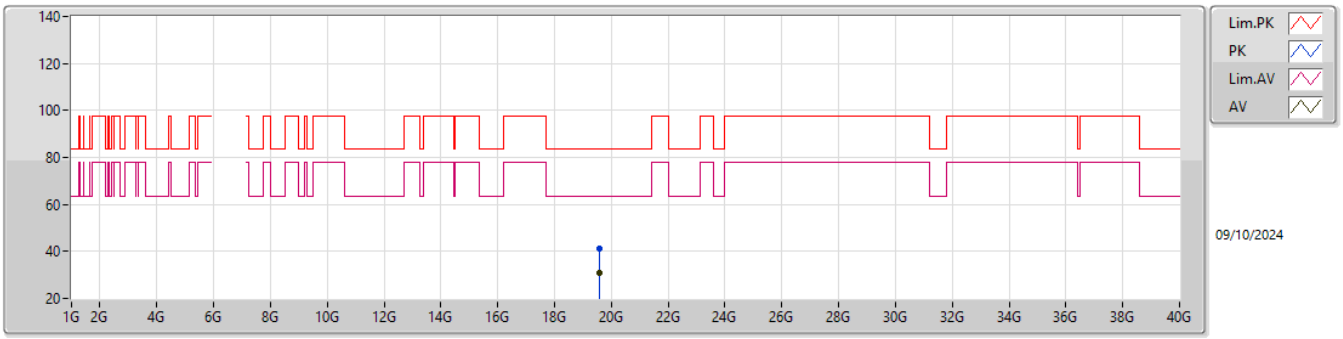

EUT X_4TX
Setting 11
03-E-S-5

Type	Freq	Level	Limit	Margin	Raw	Dist	Condition	Azimuth	Height	Comment	AF	CL	PA
	(Hz)	(dBuV/m)	(dBuV/m)	(dB)	(dBuV)	(m)		(°)	(m)		(dB)	(dB)	(dB)
PK	19.57448G	41.21	83.54	-42.33	37.91	1	Vertical	82	1.51	-	37.70	15.22	49.62
AV	19.57236G	31.03	63.54	-32.51	27.73	1	Vertical	82	1.51	-	37.70	15.22	49.62

6.425-6.525GHz_802.11ax HEW40-BF_Nss1,(MCS4)_4TX

6525MHz Straddle 6.425-6.525GHz_TX

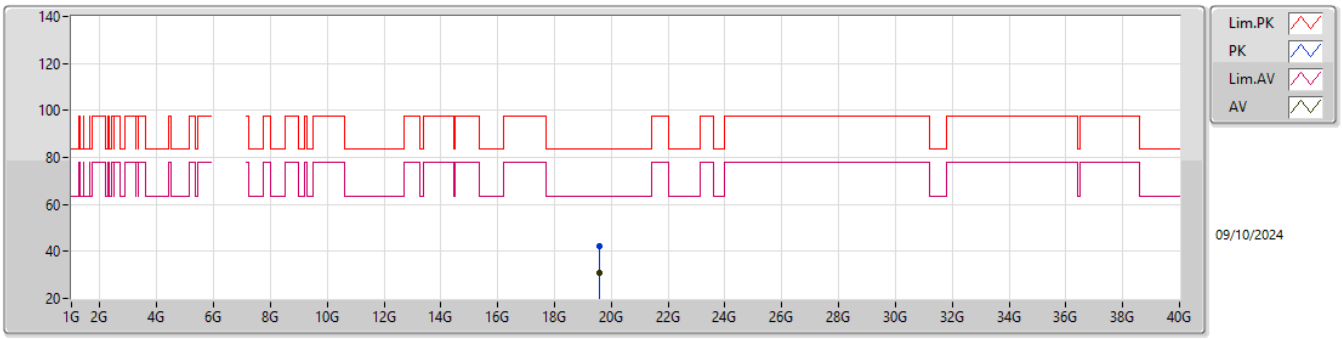

EUT X_4TX
Setting 11
03-E-S-5

Type	Freq	Level	Limit	Margin	Raw	Dist	Condition	Azimuth	Height	Comment	AF	CL	PA
	(Hz)	(dBuV/m)	(dBuV/m)	(dB)	(dBuV)	(m)		(°)	(m)		(dB)	(dB)	(dB)
PK	19.57862G	42.23	83.54	-41.31	38.93	1	Horizontal	210	1.54	-	37.70	15.22	49.62
AV	19.57248G	31.05	63.54	-32.49	27.75	1	Horizontal	210	1.54	-	37.70	15.22	49.62

6.525-6.875GHz_802.11ax HEW40-BF_Nss1,(MCS4)_4TX

6565MHz_TX

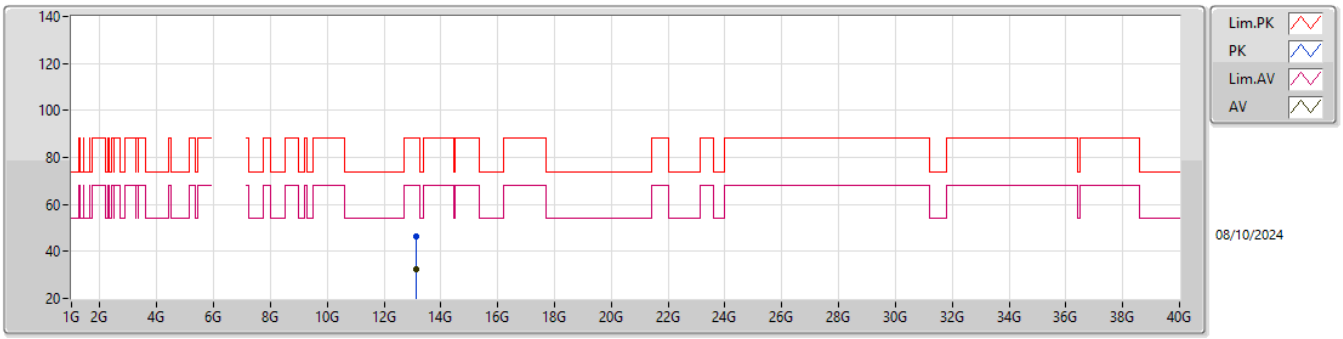

EUT X_4TX
Setting 11
03-E-S-5

Type	Freq	Level	Limit	Margin	Raw	Dist	Condition	Azimuth	Height	Comment	AF	CL	PA
	(Hz)	(dBuV/m)	(dBuV/m)	(dB)	(dBuV)	(m)		(°)	(m)		(dB)	(dB)	(dB)
PK	13.13333G	46.46	88.20	-41.74	60.08	3	Vertical	188	2.43	-	39.60	11.75	64.97
RMS	13.12862G	32.62	68.20	-35.58	46.25	3	Vertical	188	2.43	-	39.60	11.75	64.98

6.525-6.875GHz_802.11ax HEW40-BF_Nss1,(MCS4)_4TX

6565MHz_TX

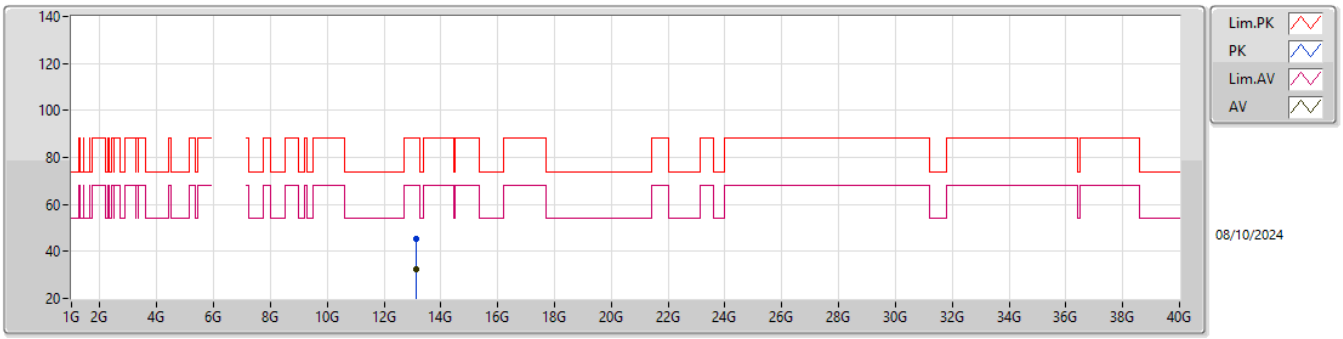

EUT X_4TX
Setting 11
03-E-S-5

Type	Freq	Level	Limit	Margin	Raw	Dist	Condition	Azimuth	Height	Comment	AF	CL	PA
	(Hz)	(dBuV/m)	(dBuV/m)	(dB)	(dBuV)	(m)		(°)	(m)		(dB)	(dB)	(dB)
PK	13.12543G	45.41	88.20	-42.79	59.05	3	Horizontal	98	1.07	-	39.60	11.75	64.99
RMS	13.13421G	32.55	68.20	-35.65	46.18	3	Horizontal	98	1.07	-	39.60	11.74	64.97

6.525-6.875GHz_802.11ax HEW40-BF_Nss1,(MCS4)_4TX

6565MHz_TX

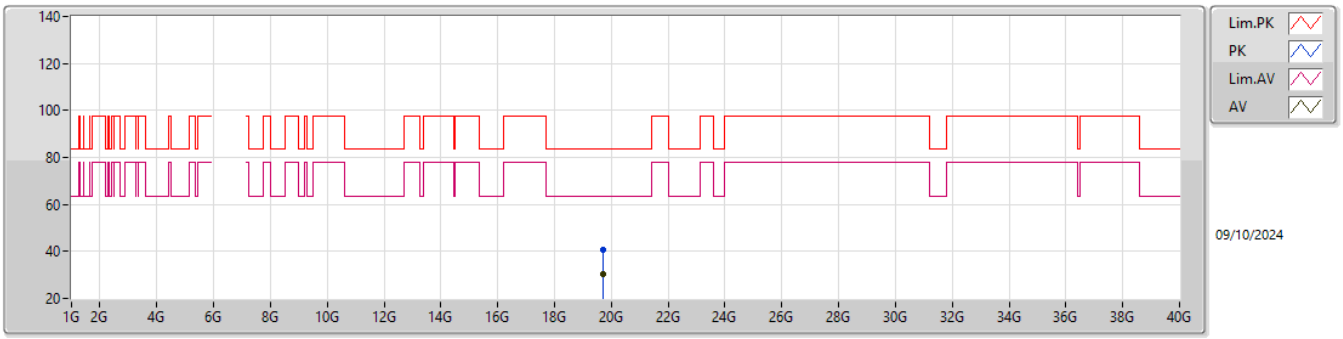

EUT X_4TX
Setting 11
03-E-S-5

Type	Freq	Level	Limit	Margin	Raw	Dist	Condition	Azimuth	Height	Comment	AF	CL	PA
	(Hz)	(dBuV/m)	(dBuV/m)	(dB)	(dBuV)	(m)		(°)	(m)		(dB)	(dB)	(dB)
PK	19.6938G	40.66	83.54	-42.88	37.26	1	Vertical	12	1.57	-	37.70	15.22	49.52
AV	19.69598G	30.34	63.54	-33.20	26.94	1	Vertical	12	1.57	-	37.70	15.22	49.52

6.525-6.875GHz_802.11ax HEW40-BF_Nss1,(MCS4)_4TX

6565MHz_TX

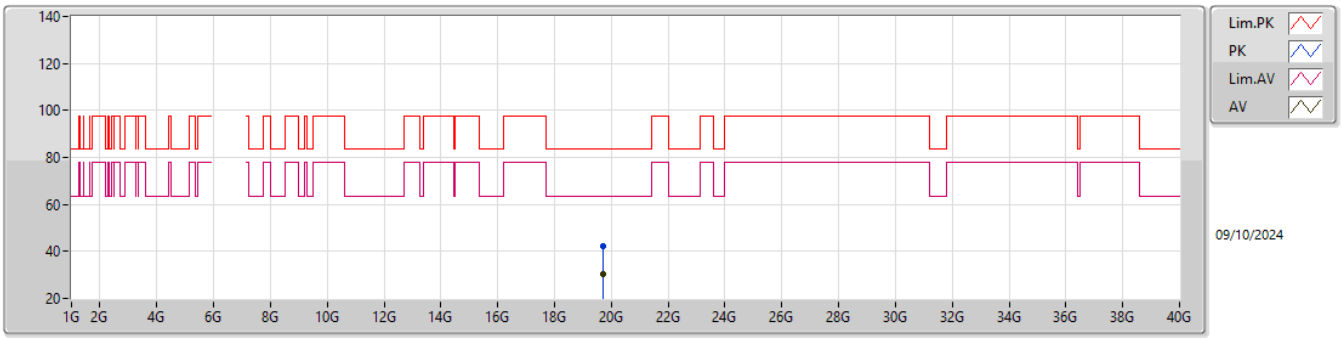

EUT X_4TX
Setting 11
03-E-S-5

Type	Freq	Level	Limit	Margin	Raw	Dist	Condition	Azimuth	Height	Comment	AF	CL	PA
	(Hz)	(dBuV/m)	(dBuV/m)	(dB)	(dBuV)	(m)		(°)	(m)		(dB)	(dB)	(dB)
PK	19.69962G	42.01	83.54	-41.53	38.61	1	Horizontal	124	1.58	-	37.70	15.22	49.52
AV	19.69738G	30.27	63.54	-33.27	26.87	1	Horizontal	124	1.58	-	37.70	15.22	49.52

6.525-6.875GHz_802.11ax HEW40-BF_Nss1,(MCS4)_4TX

6685MHz_TX

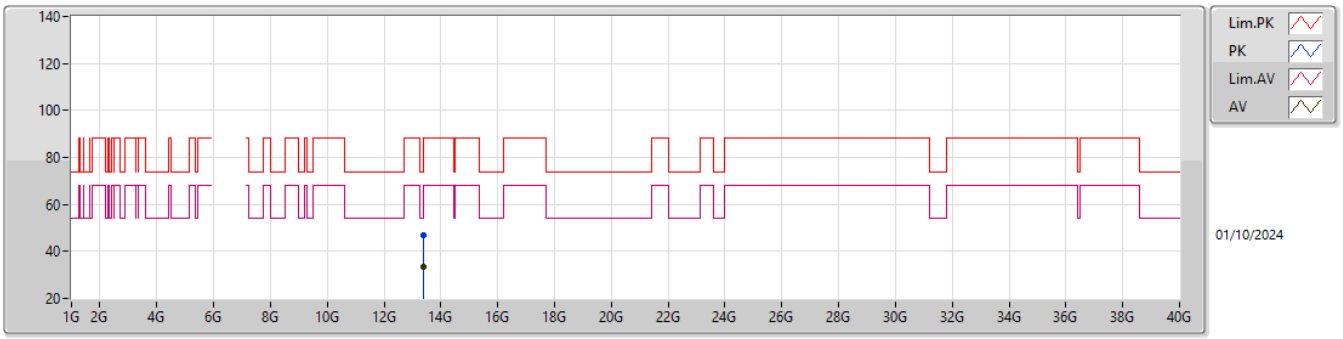

EUT X_4TX
Setting 10
03-E-S-5

Type	Freq	Level	Limit	Margin	Raw	Dist	Condition	Azimuth	Height	Comment	AF	CL	PA
	(Hz)	(dBuV/m)	(dBuV/m)	(dB)	(dBuV)	(m)		(°)	(m)		(dB)	(dB)	(dB)
PK	13.36793G	46.64	74.00	-27.36	59.39	3	Vertical	113	2.46	-	40.04	11.73	64.52
AV	13.37298G	33.52	54.00	-20.48	46.25	3	Vertical	113	2.46	-	40.05	11.73	64.51

6.525-6.875GHz_802.11ax HEW40-BF_Nss1,(MCS4)_4TX

6685MHz_TX

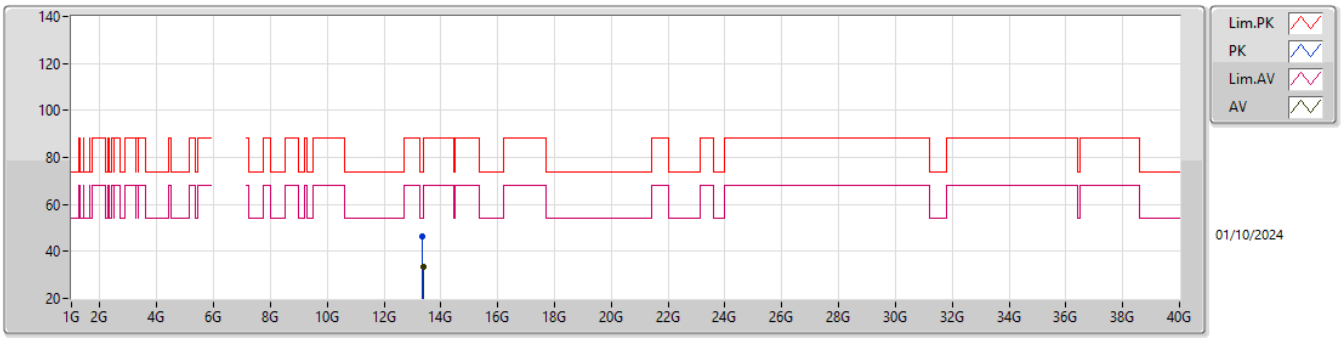

EUT X_4TX
Setting 10
03-E-S-5

Type	Freq	Level	Limit	Margin	Raw	Dist	Condition	Azimuth	Height	Comment	AF	CL	PA
	(Hz)	(dBuV/m)	(dBuV/m)	(dB)	(dBuV)	(m)		(°)	(m)		(dB)	(dB)	(dB)
PK	13.36565G	46.46	74.00	-27.54	59.22	3	Horizontal	288	2.47	-	40.03	11.73	64.52
AV	13.37324G	33.51	54.00	-20.49	46.24	3	Horizontal	288	2.47	-	40.05	11.73	64.51

6.525-6.875GHz_802.11ax HEW40-BF_Nss1,(MCS4)_4TX

6685MHz_TX

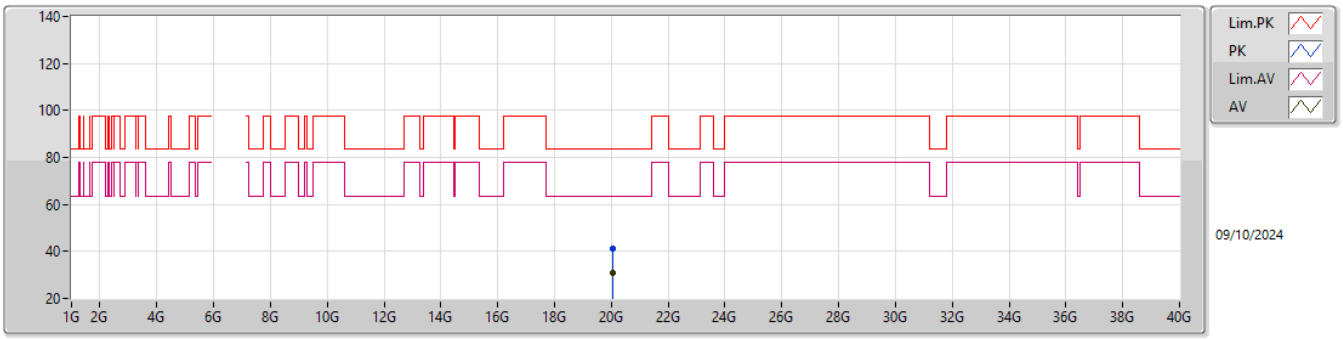

EUT X_4TX
Setting 10
03-E-S-5

Type	Freq	Level	Limit	Margin	Raw	Dist	Condition	Azimuth	Height	Comment	AF	CL	PA
	(Hz)	(dBuV/m)	(dBuV/m)	(dB)	(dBuV)	(m)		(°)	(m)		(dB)	(dB)	(dB)
PK	20.0587G	41.16	83.54	-42.38	37.36	1	Vertical	336	1.50	-	37.80	15.25	49.25
AV	20.0553G	30.82	63.54	-32.72	27.04	1	Vertical	336	1.50	-	37.80	15.24	49.26

6.525-6.875GHz_802.11ax HEW40-BF_Nss1,(MCS4)_4TX

6685MHz_TX

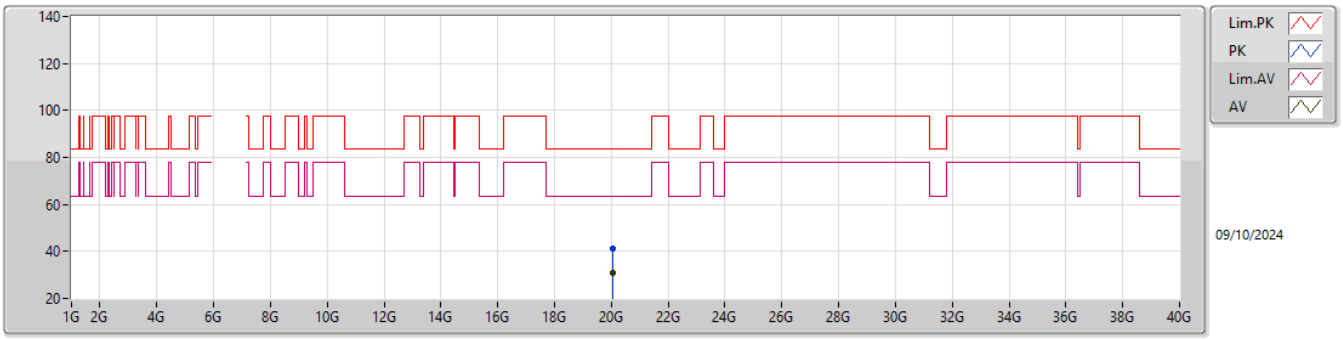

EUT X_4TX
Setting 10
03-E-S-5

Type	Freq	Level	Limit	Margin	Raw	Dist	Condition	Azimuth	Height	Comment	AF	CL	PA
	(Hz)	(dBuV/m)	(dBuV/m)	(dB)	(dBuV)	(m)		(°)	(m)		(dB)	(dB)	(dB)
PK	20.05004G	41.45	83.54	-42.09	37.67	1	Horizontal	216	1.51	-	37.80	15.24	49.26
AV	20.0575G	30.84	63.54	-32.70	27.05	1	Horizontal	216	1.51	-	37.80	15.25	49.26

6.525-6.875GHz_802.11ax HEW40-BF_Nss1,(MCS4)_4TX

6885MHz Straddle 6.525-6.875GHz_TX

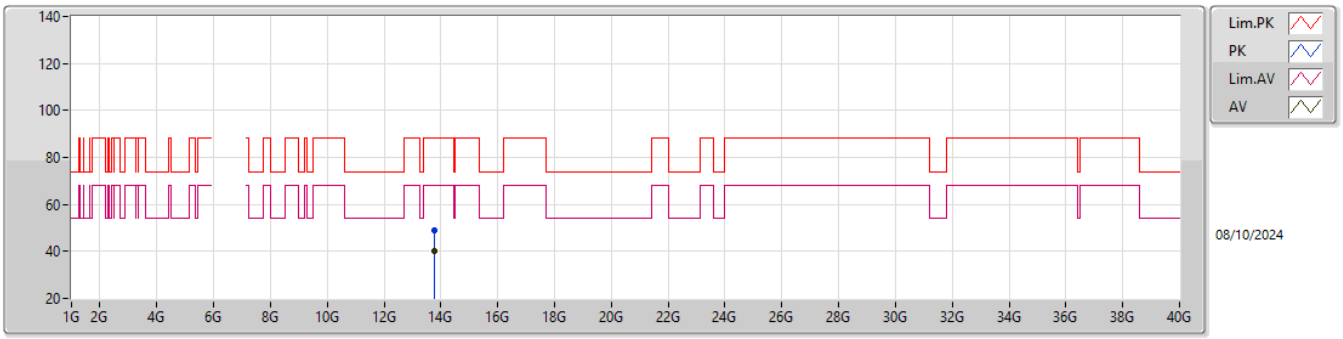

EUT X_4TX
Setting 12
03-E-S-5

Type	Freq	Level	Limit	Margin	Raw	Dist	Condition	Azimuth	Height	Comment	AF	CL	PA
	(Hz)	(dBuV/m)	(dBuV/m)	(dB)	(dBuV)	(m)		(°)	(m)		(dB)	(dB)	(dB)
PK	13.76996G	48.92	88.20	-39.28	60.95	3	Vertical	52	1.82	-	40.64	11.70	64.37
RMS	13.77004G	40.29	68.20	-27.91	52.32	3	Vertical	52	1.82	-	40.64	11.70	64.37

6.525-6.875GHz_802.11ax HEW40-BF_Nss1,(MCS4)_4TX

6885MHz Straddle 6.525-6.875GHz_TX

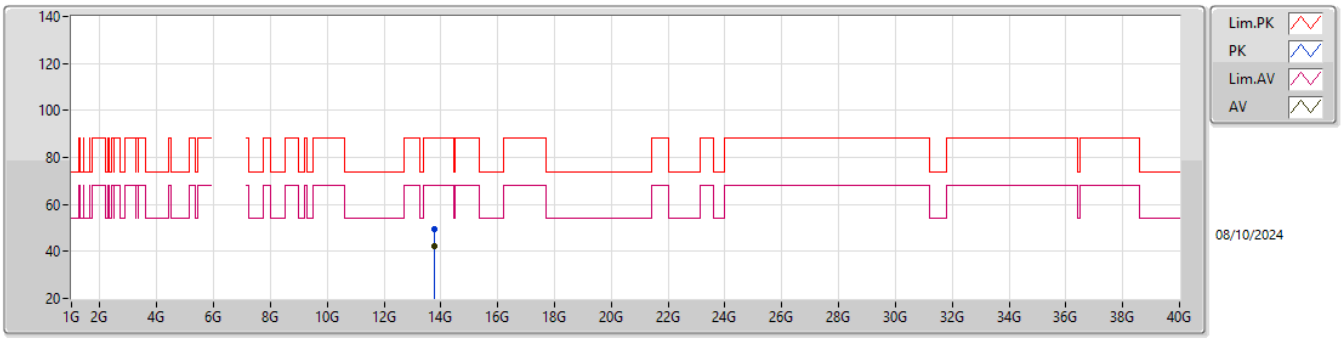

EUT X_4TX
Setting 12
03-E-S-5

Type	Freq	Level	Limit	Margin	Raw	Dist	Condition	Azimuth	Height	Comment	AF	CL	PA
	(Hz)	(dBuV/m)	(dBuV/m)	(dB)	(dBuV)	(m)		(°)	(m)		(dB)	(dB)	(dB)
PK	13.76986G	49.66	88.20	-38.54	61.69	3	Horizontal	355	1.88	-	40.64	11.70	64.37
RMS	13.77001G	42.27	68.20	-25.93	54.30	3	Horizontal	355	1.88	-	40.64	11.70	64.37

6.525-6.875GHz_802.11ax HEW40-BF_Nss1,(MCS4)_4TX

6885MHz Straddle 6.525-6.875GHz_TX

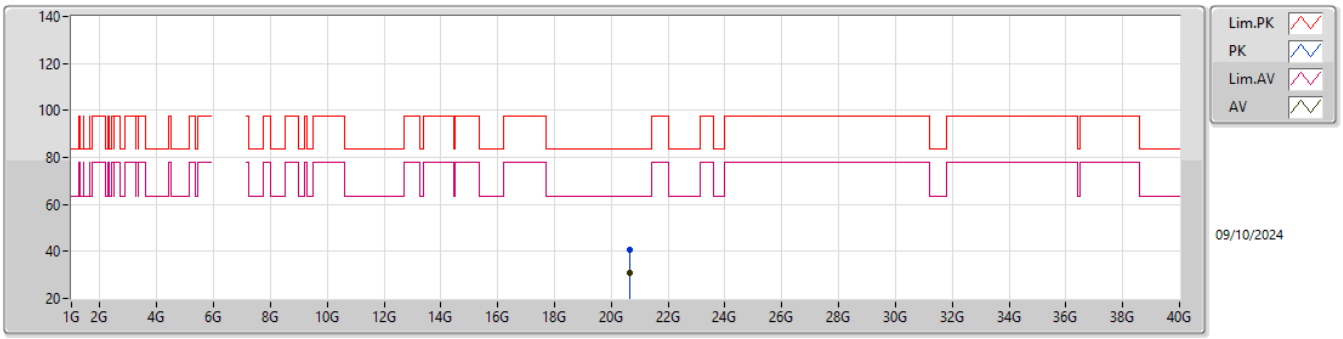

EUT X_4TX
Setting 12
03-E-S-5

Type	Freq	Level	Limit	Margin	Raw	Dist	Condition	Azimuth	Height	Comment	AF	CL	PA
	(Hz)	(dBuV/m)	(dBuV/m)	(dB)	(dBuV)	(m)		(°)	(m)		(dB)	(dB)	(dB)
PK	20.65412G	40.80	83.54	-42.74	36.24	1	Vertical	216	1.57	-	37.90	15.72	49.06
AV	20.65796G	30.67	63.54	-32.87	26.10	1	Vertical	216	1.57	-	37.90	15.73	49.06

6.525-6.875GHz_802.11ax HEW40-BF_Nss1,(MCS4)_4TX

6885MHz Straddle 6.525-6.875GHz_TX

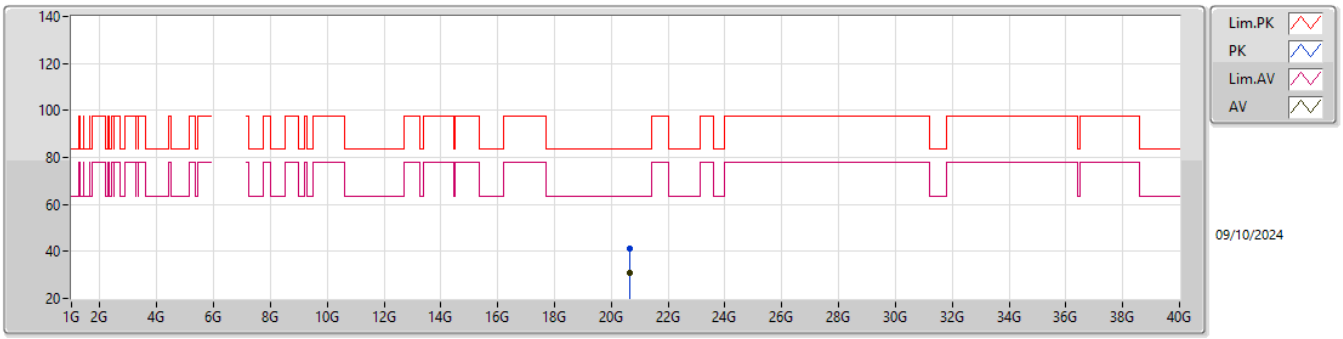

EUT X_4TX
Setting 12
03-E-S-5

Type	Freq	Level	Limit	Margin	Raw	Dist	Condition	Azimuth	Height	Comment	AF	CL	PA
	(Hz)	(dBuV/m)	(dBuV/m)	(dB)	(dBuV)	(m)		(°)	(m)		(dB)	(dB)	(dB)
PK	20.65008G	41.10	83.54	-42.44	36.54	1	Horizontal	14	1.57	-	37.90	15.72	49.06
AV	20.65322G	30.64	63.54	-32.90	26.08	1	Horizontal	14	1.57	-	37.90	15.72	49.06

6.875-7.125GHz_802.11ax HEW40-BF_Nss1,(MCS4)_4TX

6925MHz_TX

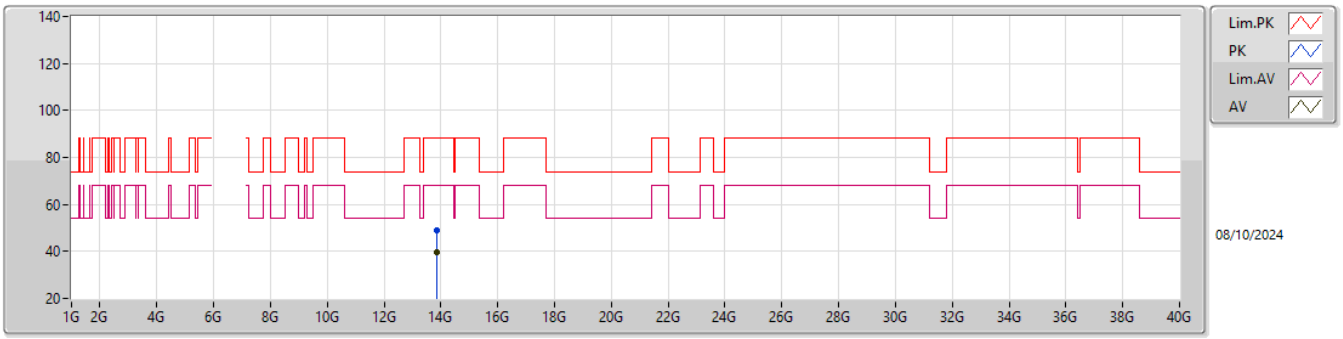

EUT X_4TX
Setting 12
03-E-S-5

Type	Freq	Level	Limit	Margin	Raw	Dist	Condition	Azimuth	Height	Comment	AF	CL	PA
	(Hz)	(dBuV/m)	(dBuV/m)	(dB)	(dBuV)	(m)		(°)	(m)		(dB)	(dB)	(dB)
PK	13.85G	49.11	88.20	-39.09	61.02	3	Vertical	71	1.80	-	40.80	11.69	64.40
RMS	13.85G	39.44	68.20	-28.76	51.35	3	Vertical	71	1.80	-	40.80	11.69	64.40

6.875-7.125GHz_802.11ax HEW40-BF_Nss1,(MCS4)_4TX

6925MHz_TX

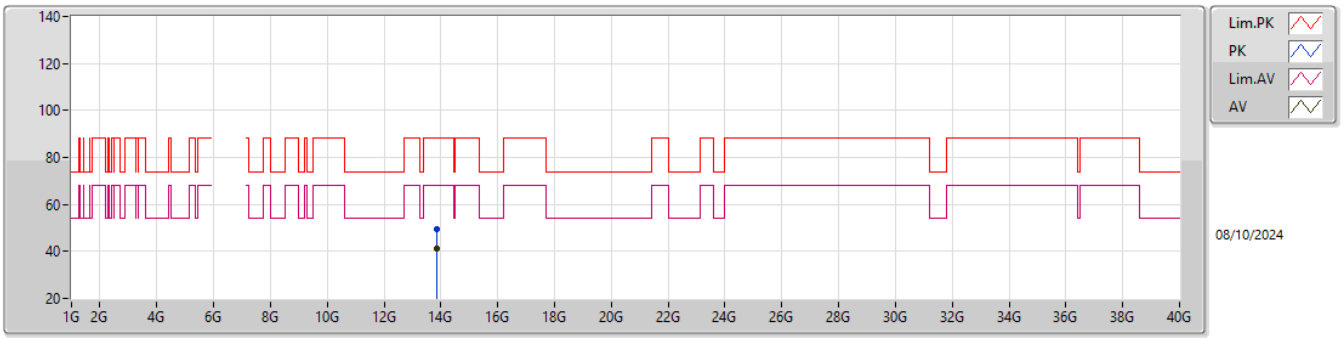

EUT X_4TX
Setting 12
03-E-S-5

Type	Freq	Level	Limit	Margin	Raw	Dist	Condition	Azimuth	Height	Comment	AF	CL	PA
	(Hz)	(dBuV/m)	(dBuV/m)	(dB)	(dBuV)	(m)		(°)	(m)		(dB)	(dB)	(dB)
PK	13.84989G	49.24	88.20	-38.96	61.15	3	Horizontal	227	1.64	-	40.80	11.69	64.40
RMS	13.84994G	41.36	68.20	-26.84	53.27	3	Horizontal	227	1.64	-	40.80	11.69	64.40

6.875-7.125GHz_802.11ax HEW40-BF_Nss1,(MCS4)_4TX

6925MHz_TX

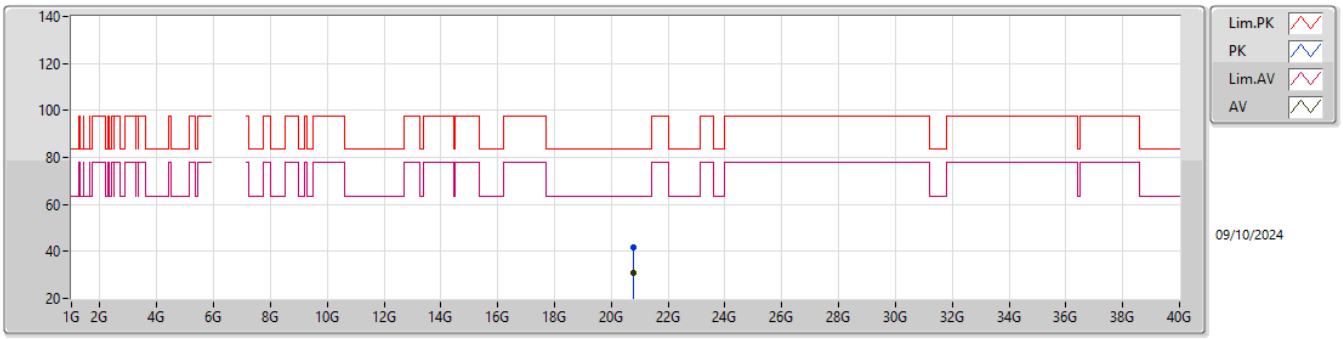

EUT X_4TX
Setting 12
03-E-S-5

Type	Freq	Level	Limit	Margin	Raw	Dist	Condition	Azimuth	Height	Comment	AF	CL	PA
	(Hz)	(dBuV/m)	(dBuV/m)	(dB)	(dBuV)	(m)		(°)	(m)		(dB)	(dB)	(dB)
PK	20.77462G	41.93	83.54	-41.61	37.21	1	Vertical	4	1.53	-	37.90	15.82	49.00
AV	20.77742G	31.09	63.54	-32.45	26.37	1	Vertical	4	1.53	-	37.90	15.82	49.00

6.875-7.125GHz_802.11ax HEW40-BF_Nss1,(MCS4)_4TX

6925MHz_TX

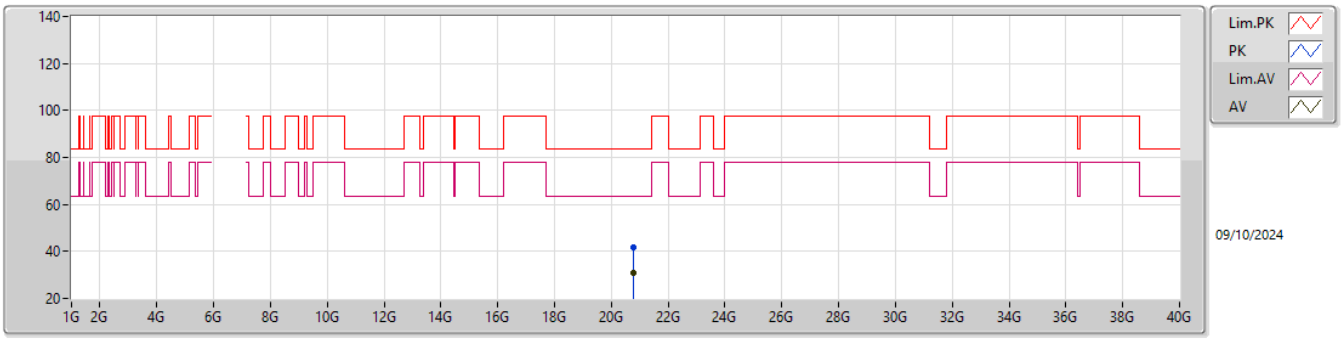

EUT X_4TX
Setting 12
03-E-S-5

Type	Freq	Level	Limit	Margin	Raw	Dist	Condition	Azimuth	Height	Comment	AF	CL	PA
	(Hz)	(dBuV/m)	(dBuV/m)	(dB)	(dBuV)	(m)		(°)	(m)		(dB)	(dB)	(dB)
PK	20.7745G	41.81	83.54	-41.73	37.09	1	Horizontal	166	1.50	-	37.90	15.82	49.00
AV	20.77512G	30.84	63.54	-32.70	26.12	1	Horizontal	166	1.50	-	37.90	15.82	49.00

6.875-7.125GHz_802.11ax HEW40-BF_Nss1,(MCS4)_4TX

7005MHz_TX

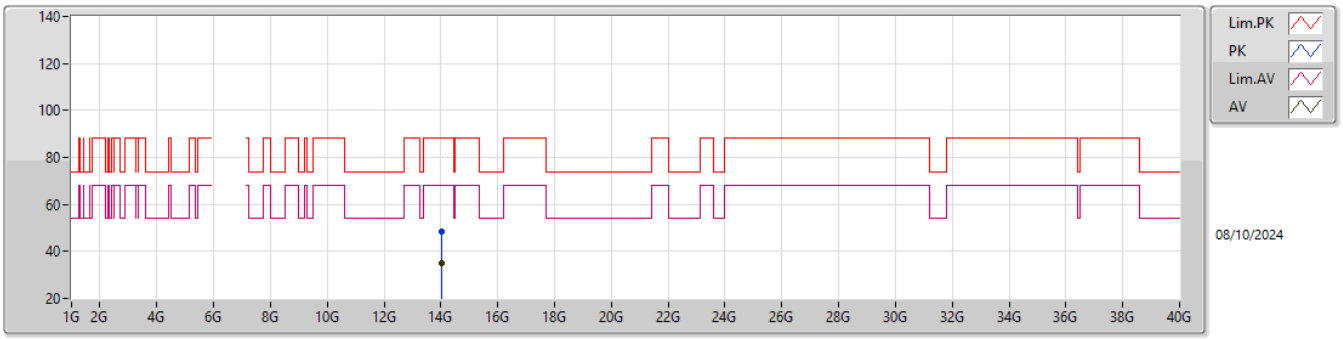

EUT X_4TX
Setting 11
03-E-S-5

Type	Freq	Level	Limit	Margin	Raw	Dist	Condition	Azimuth	Height	Comment	AF	CL	PA
	(Hz)	(dBuV/m)	(dBuV/m)	(dB)	(dBuV)	(m)		(°)	(m)		(dB)	(dB)	(dB)
PK	14.01321G	48.66	88.20	-39.54	60.20	3	Vertical	273	2.06	-	41.20	11.69	64.43
RMS	14.00984G	35.18	68.20	-33.02	46.73	3	Vertical	273	2.06	-	41.20	11.69	64.44

6.875-7.125GHz_802.11ax HEW40-BF_Nss1,(MCS4)_4TX

7005MHz_TX

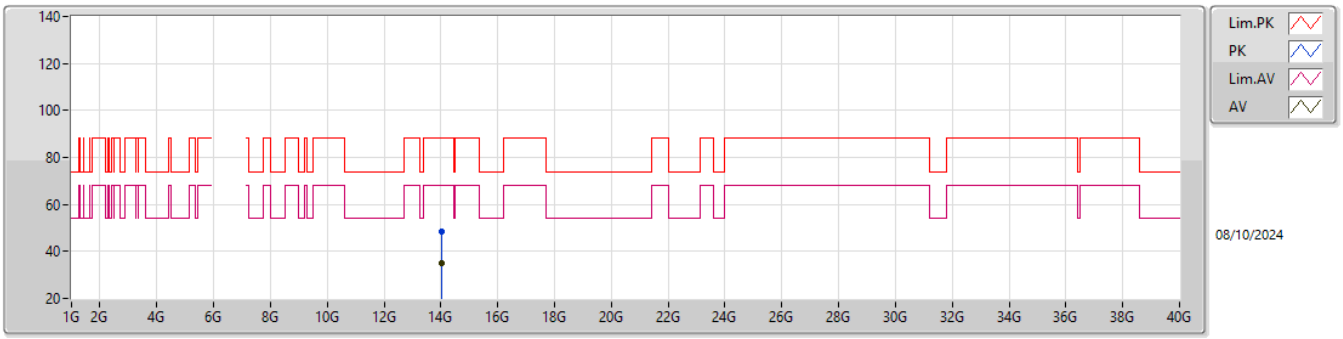

EUT X_4TX
Setting 11
03-E-S-5

Type	Freq	Level	Limit	Margin	Raw	Dist	Condition	Azimuth	Height	Comment	AF	CL	PA
	(Hz)	(dBuV/m)	(dBuV/m)	(dB)	(dBuV)	(m)		(°)	(m)		(dB)	(dB)	(dB)
PK	14.01235G	48.42	88.20	-39.78	59.96	3	Horizontal	99	1.48	-	41.20	11.69	64.43
RMS	14.01299G	35.18	68.20	-33.02	46.72	3	Horizontal	99	1.48	-	41.20	11.69	64.43

6.875-7.125GHz_802.11ax HEW40-BF_Nss1,(MCS4)_4TX

7005MHz_TX

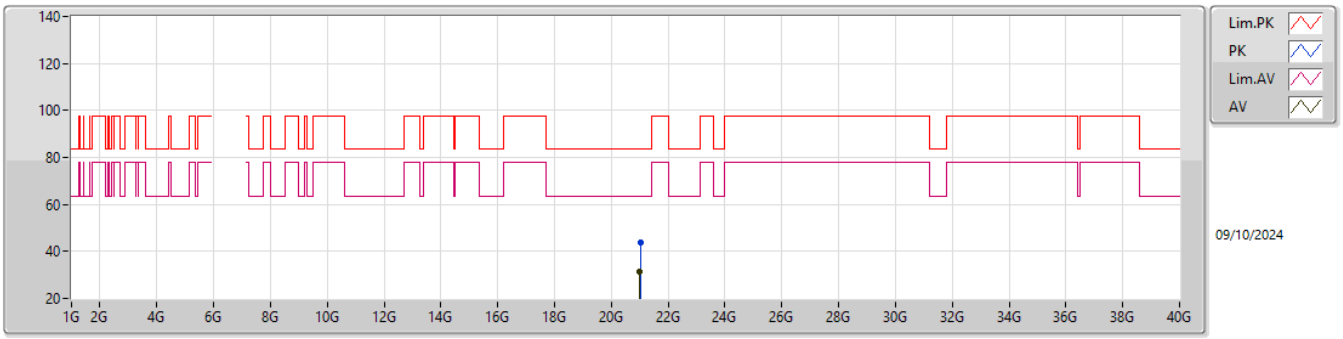

EUT X_4TX
Setting 11
03-E-S-5

Type	Freq	Level	Limit	Margin	Raw	Dist	Condition	Azimuth	Height	Comment	AF	CL	PA
	(Hz)	(dBuV/m)	(dBuV/m)	(dB)	(dBuV)	(m)		(°)	(m)		(dB)	(dB)	(dB)
PK	21.01636G	43.91	83.54	-39.63	38.78	1	Vertical	225	1.51	-	38.00	16.01	48.88
AV	21.01246G	31.53	63.54	-32.01	26.40	1	Vertical	225	1.51	-	38.00	16.01	48.88

6.875-7.125GHz_802.11ax HEW40-BF_Nss1,(MCS4)_4TX

7005MHz_TX

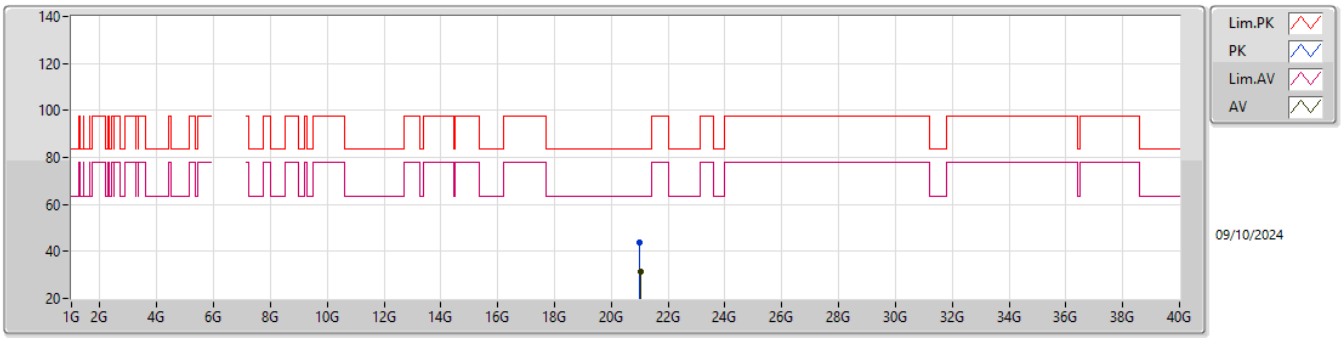

EUT X_4TX
Setting 11
03-E-S-5

Type	Freq	Level	Limit	Margin	Raw	Dist	Condition	Azimuth	Height	Comment	AF	CL	PA
	(Hz)	(dBuV/m)	(dBuV/m)	(dB)	(dBuV)	(m)		(°)	(m)		(dB)	(dB)	(dB)
PK	21.01102G	44.04	83.54	-39.50	38.91	1	Horizontal	171	1.54	-	38.00	16.01	48.88
AV	21.01614G	31.61	63.54	-31.93	26.48	1	Horizontal	171	1.54	-	38.00	16.01	48.88

6.875-7.125GHz_802.11ax HEW40-BF_Nss1,(MCS4)_4TX

7085MHz_TX

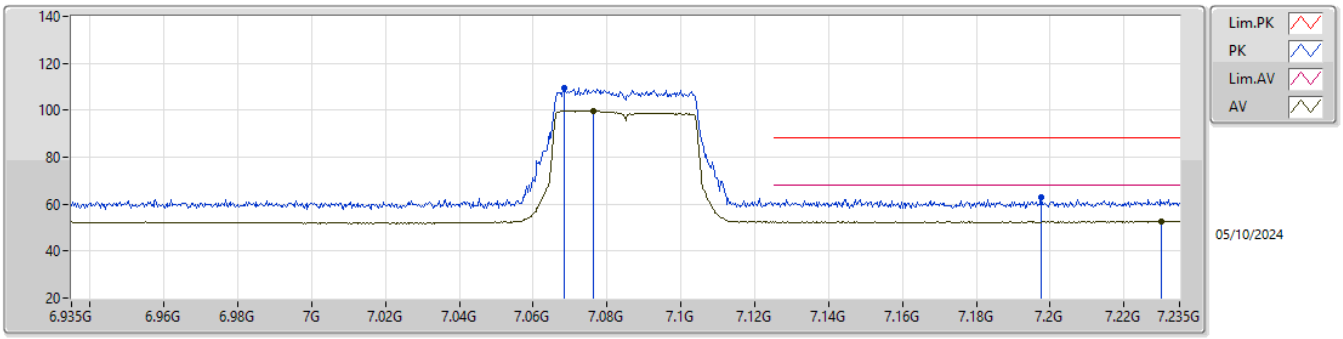

EUT X_4TX
Setting 11
03-E-E-2-10

Type	Freq	Level	Limit	Margin	Raw	Dist	Condition	Azimuth	Height	Comment	AF	CL	PA
	(Hz)	(dBuV/m)	(dBuV/m)	(dB)	(dBuV)	(m)		(°)	(m)		(dB)	(dB)	(dB)
PK	7.0685G	109.72	Inf	-Inf	100.79	3	Vertical	6	1.80	-	35.64	8.43	35.14
RMS	7.0763G	99.85	Inf	-Inf	90.91	3	Vertical	6	1.80	-	35.65	8.43	35.14
PK	7.1975G	62.80	88.20	-25.40	53.22	3	Vertical	6	1.80	-	36.19	8.54	35.15
RMS	7.2302G	52.77	68.20	-15.43	42.98	3	Vertical	6	1.80	-	36.38	8.56	35.15

6.875-7.125GHz_802.11ax HEW40-BF_Nss1,(MCS4)_4TX

7085MHz_TX

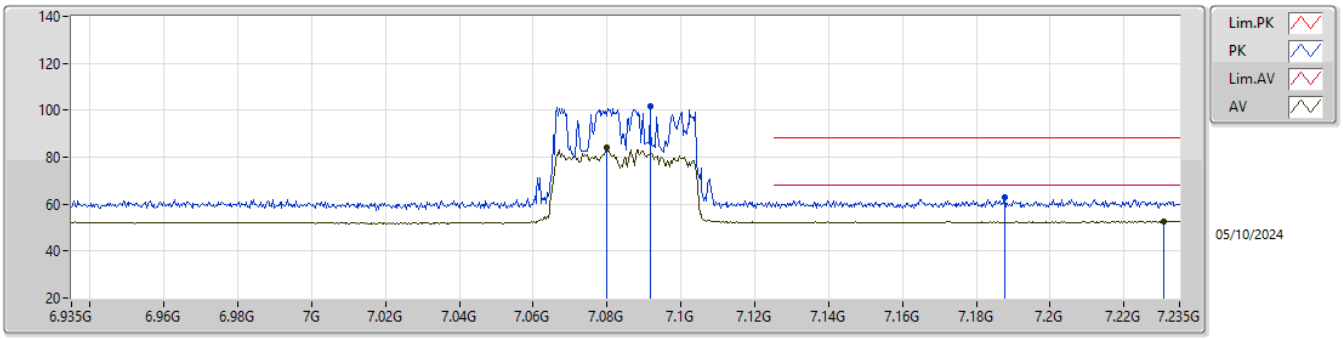

EUT X_4TX
Setting 11
03-E-E-2-10

Type	Freq	Level	Limit	Margin	Raw	Dist	Condition	Azimuth	Height	Comment	AF	CL	PA
	(Hz)	(dBuV/m)	(dBuV/m)	(dB)	(dBuV)	(m)		(°)	(m)		(dB)	(dB)	(dB)
PK	7.0916G	101.70	Inf	-Inf	92.71	3	Horizontal	0	1.76	-	35.68	8.45	35.14
RMS	7.0799G	84.04	Inf	-Inf	75.08	3	Horizontal	0	1.76	-	35.66	8.44	35.14
PK	7.1876G	62.81	88.20	-25.39	53.30	3	Horizontal	0	1.76	-	36.13	8.53	35.15
RMS	7.2308G	52.69	68.20	-15.51	42.90	3	Horizontal	0	1.76	-	36.38	8.56	35.15

6.875-7.125GHz_802.11ax HEW40-BF_Nss1,(MCS4)_4TX

7085MHz_TX

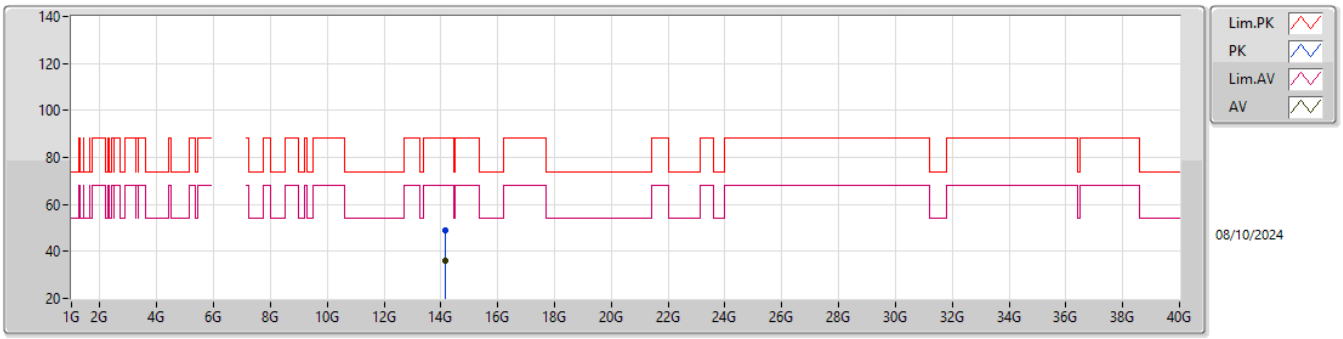

EUT X_4TX
Setting 11
03-E-S-5

Type	Freq	Level	Limit	Margin	Raw	Dist	Condition	Azimuth	Height	Comment	AF	CL	PA
	(Hz)	(dBuV/m)	(dBuV/m)	(dB)	(dBuV)	(m)		(°)	(m)		(dB)	(dB)	(dB)
PK	14.17304G	48.77	88.20	-39.43	59.44	3	Vertical	125	2.02	-	41.59	11.82	64.08
RMS	14.17483G	35.92	68.20	-32.28	46.58	3	Vertical	125	2.02	-	41.60	11.82	64.08

6.875-7.125GHz_802.11ax HEW40-BF_Nss1,(MCS4)_4TX

7085MHz_TX

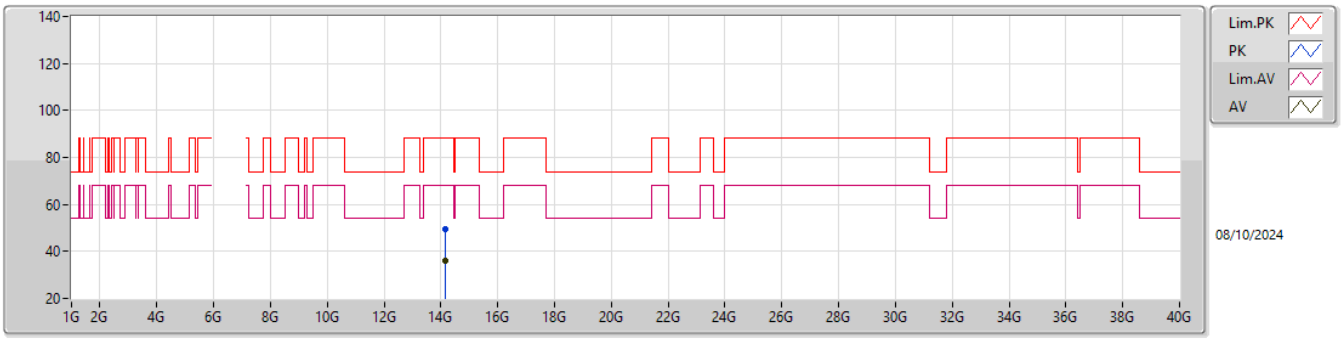

EUT X_4TX
Setting 11
03-E-S-5

Type	Freq	Level	Limit	Margin	Raw	Dist	Condition	Azimuth	Height	Comment	AF	CL	PA
	(Hz)	(dBuV/m)	(dBuV/m)	(dB)	(dBuV)	(m)		(°)	(m)		(dB)	(dB)	(dB)
PK	14.16878G	49.44	88.20	-38.76	60.14	3	Horizontal	78	1.95	-	41.58	11.81	64.09
RMS	14.16681G	35.96	68.20	-32.24	46.68	3	Horizontal	78	1.95	-	41.57	11.81	64.10

6.875-7.125GHz_802.11ax HEW40-BF_Nss1,(MCS4)_4TX

7085MHz_TX

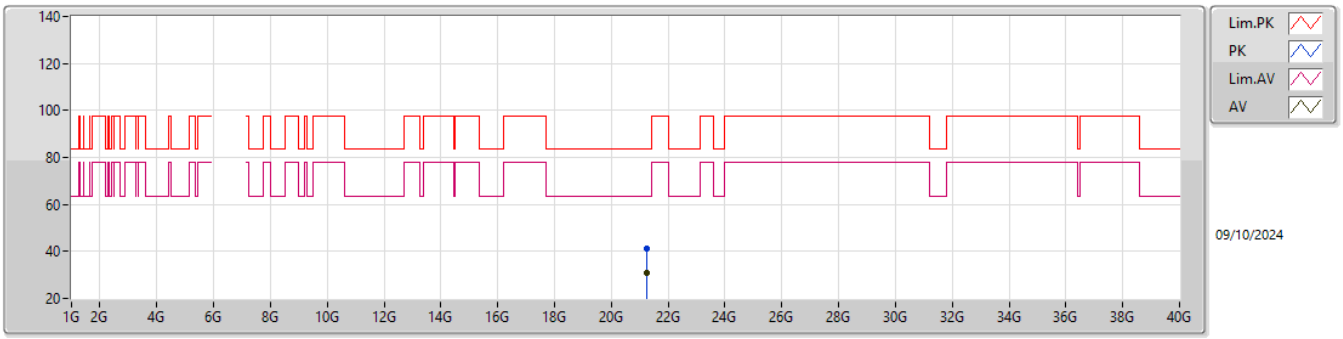

EUT X_4TX
Setting 11
03-E-S-5

Type	Freq	Level	Limit	Margin	Raw	Dist	Condition	Azimuth	Height	Comment	AF	CL	PA
	(Hz)	(dBuV/m)	(dBuV/m)	(dB)	(dBuV)	(m)		(°)	(m)		(dB)	(dB)	(dB)
PK	21.25524G	41.20	83.54	-42.34	35.84	1	Vertical	38	1.56	-	38.01	16.20	48.85
AV	21.25866G	31.10	63.54	-32.44	25.72	1	Vertical	38	1.56	-	38.02	16.21	48.85

6.875-7.125GHz_802.11ax HEW40-BF_Nss1,(MCS4)_4TX

7085MHz_TX

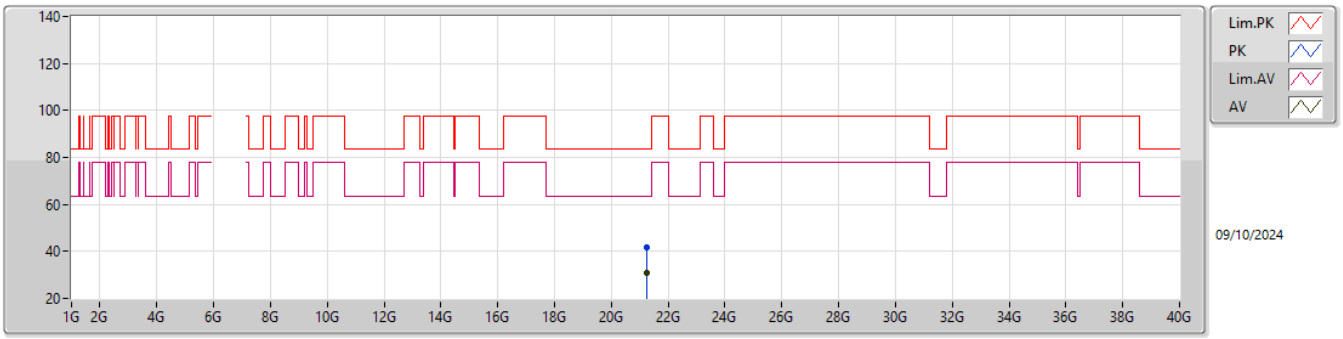

EUT X_4TX
Setting 11
03-E-S-5

Type	Freq	Level	Limit	Margin	Raw	Dist	Condition	Azimuth	Height	Comment	AF	CL	PA
	(Hz)	(dBuV/m)	(dBuV/m)	(dB)	(dBuV)	(m)		(°)	(m)		(dB)	(dB)	(dB)
PK	21.25254G	41.47	83.54	-42.07	36.11	1	Horizontal	94	1.54	-	38.01	16.20	48.85
AV	21.25892G	31.11	63.54	-32.43	25.73	1	Horizontal	94	1.54	-	38.02	16.21	48.85

5.925-6.425GHz_802.11ax HEW80-BF_Nss1,(MCS4)_4TX

5985MHz_TX

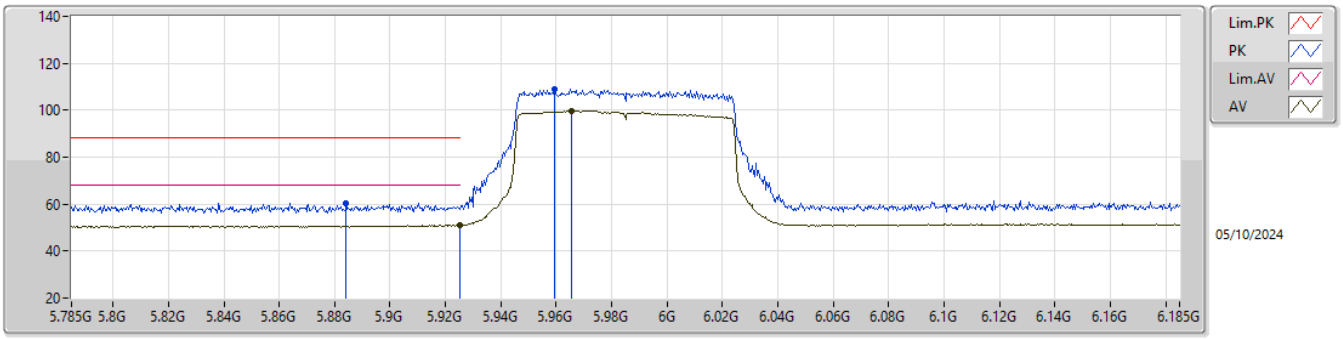

EUT X_4TX
Setting 11
03-E-E-2-10

Type	Freq	Level	Limit	Margin	Raw	Dist	Condition	Azimuth	Height	Comment	AF	CL	PA
	(Hz)	(dBuV/m)	(dBuV/m)	(dB)	(dBuV)	(m)		(°)	(m)		(dB)	(dB)	(dB)
PK	5.8842G	60.34	88.20	-27.86	53.05	3	Vertical	360	1.75	-	34.44	8.05	35.20
RMS	5.925G	50.97	68.20	-17.23	43.53	3	Vertical	360	1.75	-	34.55	8.09	35.20
PK	5.9594G	108.99	Inf	-Inf	101.45	3	Vertical	360	1.75	-	34.60	8.13	35.19
RMS	5.9654G	99.74	Inf	-Inf	92.20	3	Vertical	360	1.75	-	34.60	8.13	35.19

5.925-6.425GHz_802.11ax HEW80-BF_Nss1,(MCS4)_4TX

5985MHz_TX

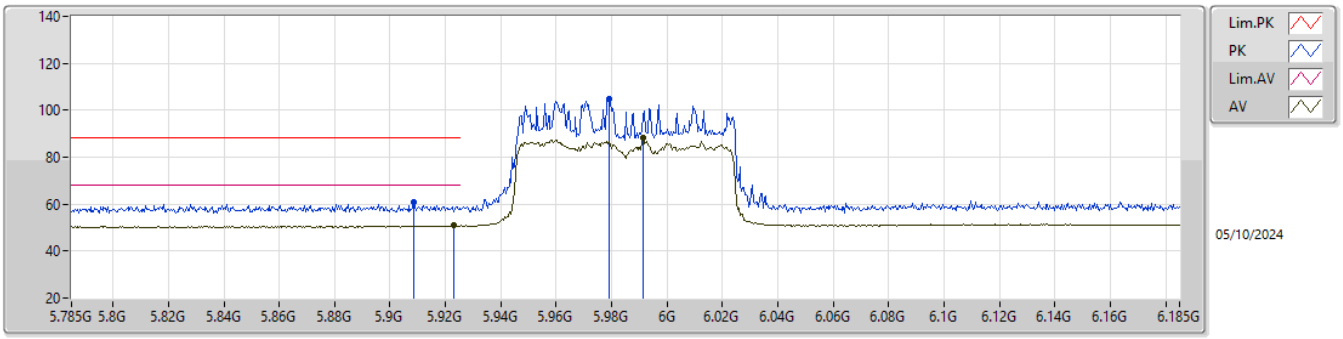

EUT X_4TX
Setting 11
03-E-E-2-10

Type	Freq	Level	Limit	Margin	Raw	Dist	Condition	Azimuth	Height	Comment	AF	CL	PA
	(Hz)	(dBuV/m)	(dBuV/m)	(dB)	(dBuV)	(m)		(°)	(m)		(dB)	(dB)	(dB)
PK	5.9086G	60.78	88.20	-27.42	53.39	3	Horizontal	2	1.66	-	34.52	8.07	35.20
RMS	5.923G	50.79	68.20	-17.41	43.35	3	Horizontal	2	1.66	-	34.55	8.09	35.20
PK	5.979G	105.06	Inf	-Inf	97.50	3	Horizontal	2	1.66	-	34.60	8.15	35.19
RMS	5.9914G	88.06	Inf	-Inf	80.49	3	Horizontal	2	1.66	-	34.60	8.16	35.19

5.925-6.425GHz_802.11ax HEW80-BF_Nss1,(MCS4)_4TX

5985MHz_TX

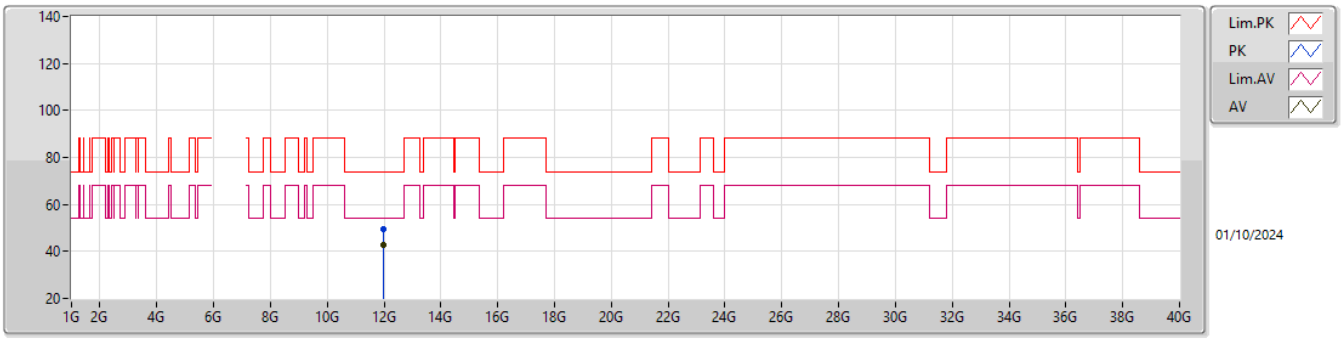

EUT X_4TX
Setting 11
03-E-S-5

Type	Freq	Level	Limit	Margin	Raw	Dist	Condition	Azimuth	Height	Comment	AF	CL	PA
	(Hz)	(dBuV/m)	(dBuV/m)	(dB)	(dBuV)	(m)		(°)	(m)		(dB)	(dB)	(dB)
PK	11.96987G	49.53	74.00	-24.47	64.31	3	Vertical	334	1.82	-	39.16	11.82	65.76
AV	11.97002G	42.86	54.00	-11.14	57.64	3	Vertical	334	1.82	-	39.16	11.82	65.76

5.925-6.425GHz_802.11ax HEW80-BF_Nss1,(MCS4)_4TX

5985MHz_TX

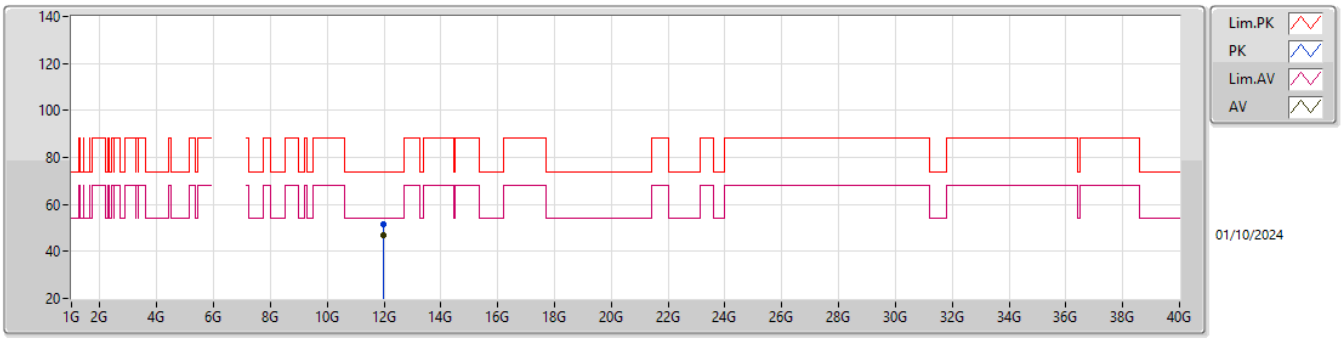

EUT X_4TX
Setting 11
03-E-S-5

Type	Freq	Level	Limit	Margin	Raw	Dist	Condition	Azimuth	Height	Comment	AF	CL	PA
	(Hz)	(dBuV/m)	(dBuV/m)	(dB)	(dBuV)	(m)		(°)	(m)		(dB)	(dB)	(dB)
PK	11.96988G	51.79	74.00	-22.21	66.57	3	Horizontal	230	1.80	-	39.16	11.82	65.76
AV	11.96999G	46.85	54.00	-7.15	61.63	3	Horizontal	230	1.80	-	39.16	11.82	65.76

5.925-6.425GHz_802.11ax HEW80-BF_Nss1,(MCS4)_4TX

5985MHz_TX

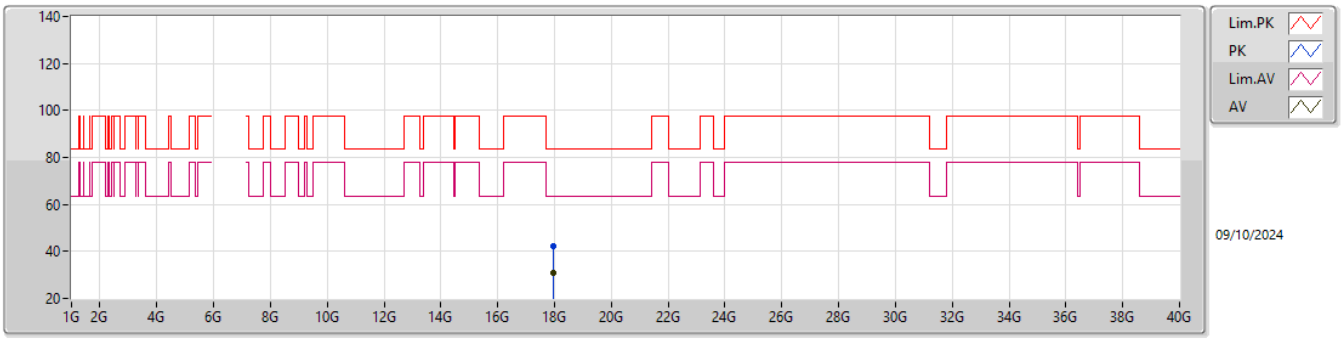

EUT X_4TX
Setting 11
03-E-S-5

Type	Freq	Level	Limit	Margin	Raw	Dist	Condition	Azimuth	Height	Comment	AF	CL	PA
	(Hz)	(dBuV/m)	(dBuV/m)	(dB)	(dBuV)	(m)		(°)	(m)		(dB)	(dB)	(dB)
PK	17.95796G	42.25	83.54	-41.29	38.69	1	Vertical	103	1.53	-	37.61	15.27	49.32
AV	17.95184G	30.94	63.54	-32.60	27.38	1	Vertical	103	1.53	-	37.60	15.27	49.31

5.925-6.425GHz_802.11ax HEW80-BF_Nss1,(MCS4)_4TX

5985MHz_TX

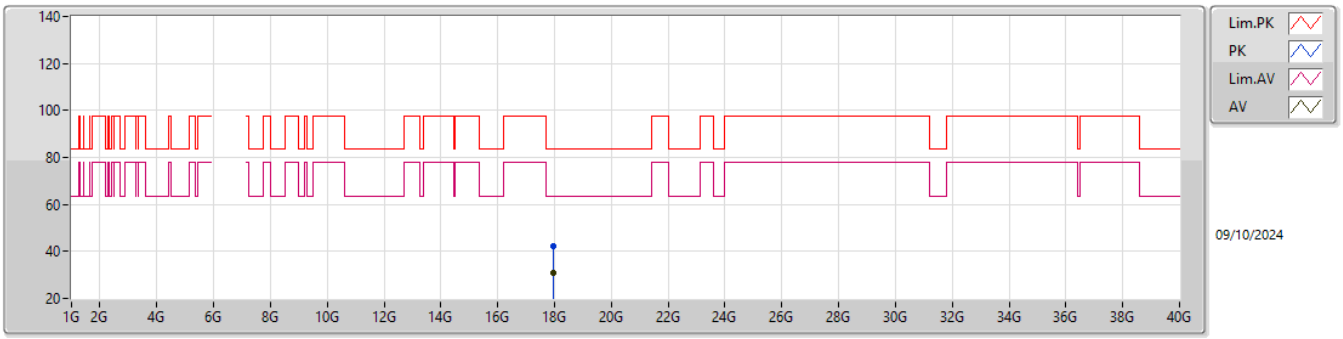

EUT X_4TX
Setting 11
03-E-S-5

Type	Freq	Level	Limit	Margin	Raw	Dist	Condition	Azimuth	Height	Comment	AF	CL	PA
	(Hz)	(dBuV/m)	(dBuV/m)	(dB)	(dBuV)	(m)		(°)	(m)		(dB)	(dB)	(dB)
PK	17.95488G	42.17	83.54	-41.37	38.61	1	Horizontal	167	1.56	-	37.61	15.27	49.32
AV	17.95974G	31.01	63.54	-32.53	27.45	1	Horizontal	167	1.56	-	37.62	15.27	49.33

5.925-6.425GHz_802.11ax HEW80-BF_Nss1,(MCS4)_4TX

6225MHz_TX

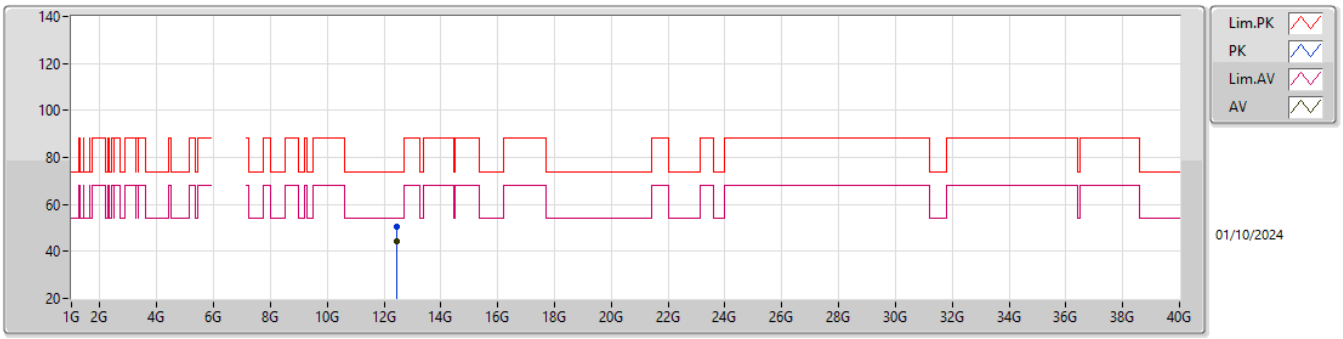

EUT X_4TX
Setting 11
03-E-S-5

Type	Freq	Level	Limit	Margin	Raw	Dist	Condition	Azimuth	Height	Comment	AF	CL	PA
	(Hz)	(dBuV/m)	(dBuV/m)	(dB)	(dBuV)	(m)		(°)	(m)		(dB)	(dB)	(dB)
PK	12.45005G	50.61	74.00	-23.39	65.54	3	Vertical	36	1.80	-	38.60	11.80	65.33
AV	12.45001G	44.44	54.00	-9.56	59.37	3	Vertical	36	1.80	-	38.60	11.80	65.33

5.925-6.425GHz_802.11ax HEW80-BF_Nss1,(MCS4)_4TX

6225MHz_TX

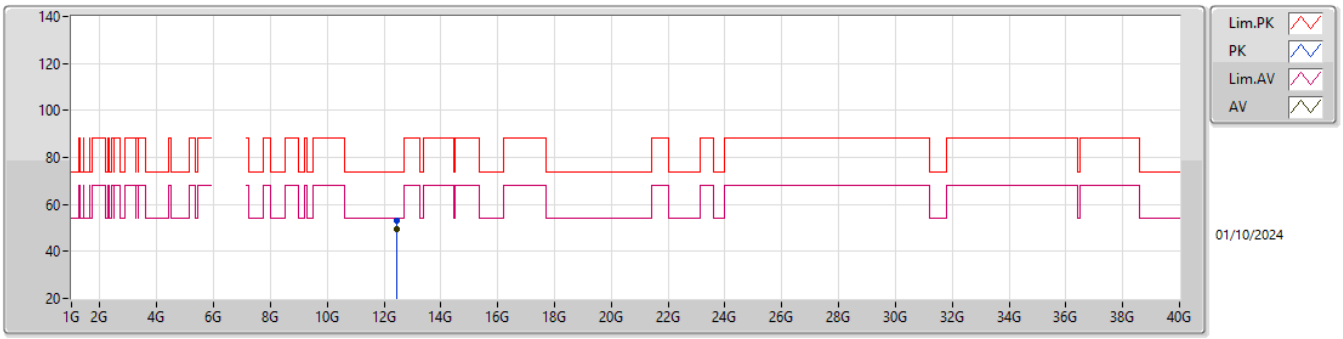

EUT X_4TX
Setting 11
03-E-S-5

Type	Freq	Level	Limit	Margin	Raw	Dist	Condition	Azimuth	Height	Comment	AF	CL	PA
	(Hz)	(dBuV/m)	(dBuV/m)	(dB)	(dBuV)	(m)		(°)	(m)		(dB)	(dB)	(dB)
PK	12.44989G	53.20	74.00	-20.80	68.14	3	Horizontal	339	1.99	-	38.60	11.80	65.34
AV	12.44996G	49.63	54.00	-4.37	64.57	3	Horizontal	339	1.99	-	38.60	11.80	65.34

5.925-6.425GHz_802.11ax HEW80-BF_Nss1,(MCS4)_4TX

6225MHz_TX

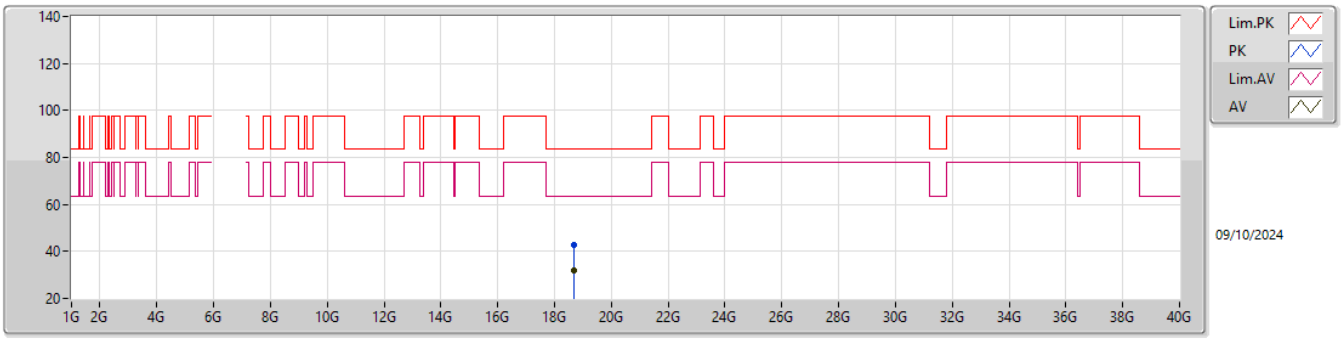

EUT X_4TX
Setting 11
03-E-S-5

Type	Freq	Level	Limit	Margin	Raw	Dist	Condition	Azimuth	Height	Comment	AF	CL	PA
	(Hz)	(dBuV/m)	(dBuV/m)	(dB)	(dBuV)	(m)		(°)	(m)		(dB)	(dB)	(dB)
PK	18.67768G	42.72	83.54	-40.82	39.11	1	Vertical	221	1.54	-	37.90	15.27	49.56
AV	18.67636G	31.65	63.54	-31.89	28.04	1	Vertical	221	1.54	-	37.90	15.27	49.56

5.925-6.425GHz_802.11ax HEW80-BF_Nss1,(MCS4)_4TX

6225MHz_TX

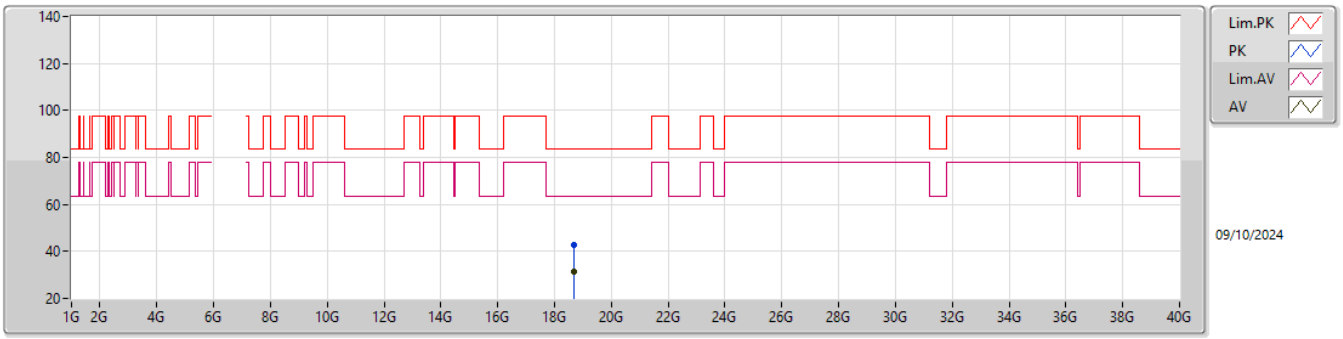

EUT X_4TX
Setting 11
03-E-S-5

Type	Freq	Level	Limit	Margin	Raw	Dist	Condition	Azimuth	Height	Comment	AF	CL	PA
	(Hz)	(dBuV/m)	(dBuV/m)	(dB)	(dBuV)	(m)		(°)	(m)		(dB)	(dB)	(dB)
PK	18.6705G	43.00	83.54	-40.54	39.39	1	Horizontal	244	1.58	-	37.90	15.27	49.56
AV	18.67646G	31.43	63.54	-32.11	27.82	1	Horizontal	244	1.58	-	37.90	15.27	49.56

5.925-6.425GHz_802.11ax HEW80-BF_Nss1,(MCS4)_4TX

6385MHz_TX

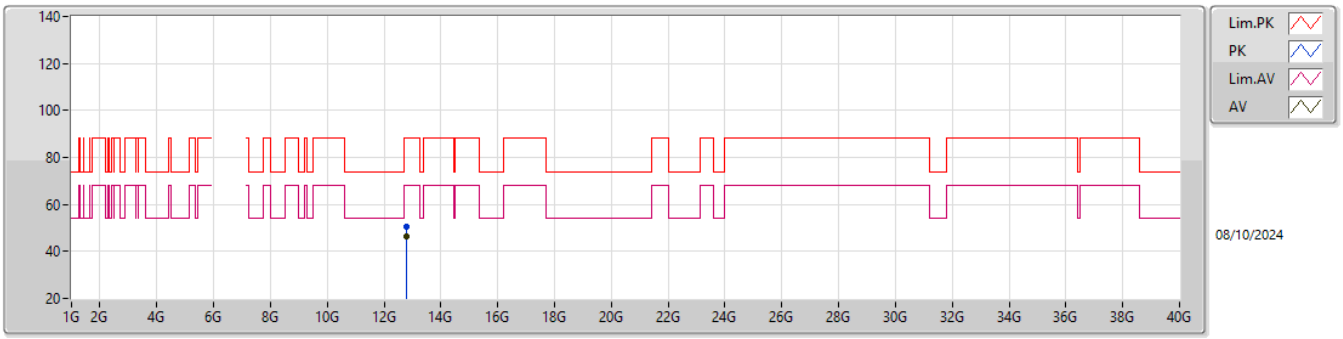

EUT X_4TX
Setting 12
03-E-S-5

Type	Freq	Level	Limit	Margin	Raw	Dist	Condition	Azimuth	Height	Comment	AF	CL	PA
	(Hz)	(dBuV/m)	(dBuV/m)	(dB)	(dBuV)	(m)		(°)	(m)		(dB)	(dB)	(dB)
PK	12.77001G	50.36	88.20	-37.84	64.97	3	Vertical	251	1.73	-	38.88	11.77	65.26
RMS	12.76997G	46.43	68.20	-21.77	61.04	3	Vertical	251	1.73	-	38.88	11.77	65.26