RADIO TEST REPORT

FCC ID	:	**Z8H89FT0075**
Equipment	:	**ePMP 6GHz Force 4625 SM**
Brand Name	:	**Cambium Networks**
Model Name	:	**ePMP 6GHz Force 4625 SM**
Model Number	:	**C068940P142A**
Applicant	:	**Cambium Networks Inc.** **3800 Golf Road, Suite 360 Rolling Meadows, IL 60008, USA**
Manufacturer	:	**Cambium Networks, Ltd.** **Ashburton, TQ13 7UP, UK**
Standard	:	**47 CFR FCC Part 15.407**

The product was received on Sep. 22, 2021, and testing was started from Sep. 27, 2021 and completed on Apr. 17, 2024. We, Sporton International Inc. Hsinchu Laboratory, would like to declare that the tested sample has been evaluated in accordance with the procedures given in ANSI C63.10-2013 and shown compliance with the applicable technical standards.

The test results in this variant report apply exclusively to the tested model / sample. Without written approval of Sporton International Inc. Hsinchu Laboratory, the test report shall not be reproduced except in full.

Approved by: Sam Chen

Sporton International Inc. Hsinchu Laboratory
No.8, Ln. 724, Bo'ai St., Zhubei City, Hsinchu County 302010, Taiwan (R.O.C.)

Table of Contents

History of this test report **3**

Summary of Test Result **4**

1 General Description **5**

1.1 Information 5
1.2 Applicable Standards 9
1.3 Testing Location Information 9
1.4 Measurement Uncertainty 10

2 Test Configuration of EUT **11**

2.1 Test Channel Mode 11
2.2 The Worst Case Measurement Configuration 12
2.3 EUT Operation during Test 13
2.4 Accessories 13
2.5 Support Equipment 14
2.6 Test Setup Diagram 15

3 Transmitter Test Result **18**

3.1 AC Power-line Conducted Emissions 18
3.2 Emission Bandwidth 20
3.3 Maximum Equivalent Isotopically Radiated Power (E.I.R.P.) 21
3.4 Peak Power Spectral Density (E.I.R.P.) 24
3.5 Unwanted Emissions 27

4 Test Equipment and Calibration Data **32**

Appendix A. Test Results of AC Power-line Conducted Emissions

Appendix B. Test Results of Emission Bandwidth

Appendix C. Test Results of Maximum Equivalent Isotopically Radiated Power (E.I.R.P.)

Appendix D. Test Results of Peak Power Spectral Density (E.I.R.P.)

Appendix E. Test Results of Unwanted Emissions

Appendix F. Test Photos

Photographs of EUT v01

History of this test report

Report No.	Version	Description	Issued Date
FR191618	01	Initial issue of report	Jan. 23, 2024
FR191618	02	Revising the device type	Mar. 20, 2024
FR191618	03	Adding Test Results of Maximum Equivalent Isotopically Radiated Power (E.I.R.P.) and Test Results of Peak Power Spectral Density (E.I.R.P.) for Standard Client	May 31, 2024

Summary of Test Result

Report Clause	Ref Std. Clause	Test Items	Result (PASS/FAIL)	Remark
1.1.2	15.203	Antenna Requirement	PASS	-
3.1	15.207	AC Power-line Conducted Emissions	PASS	-
3.2	15.407(a)	Emission Bandwidth	PASS	-
3.3	15.407(a)	Maximum Equivalent Isotopically Radiated Power (E.I.R.P.)	PASS	-
3.4	15.407(a)	Peak Power Spectral Density (E.I.R.P.)	PASS	-
3.5	15.407(b)	Unwanted Emissions	PASS	-

Conformity Assessment Condition:

1. The test results (PASS/FAIL) with all measurement uncertainty excluded are presented against the regulation limits or in accordance with the requirements stipulated by the applicant/manufacturer who shall bear all the risks of non-compliance that may potentially occur if measurement uncertainty is taken into account.
2. The measurement uncertainty please refer to each test result in the chapter "Measurement Uncertainty".

Disclaimer:

The product specifications of the EUT presented in the test report that may affect the test assessments are declared by the manufacturer who shall take full responsibility for the authenticity.

Reviewed by: Sam Chen
Report Producer: Lavender Zeng

1 General Description

1.1 Information

1.1.1 RF General Information

Frequency Range (MHz)	IEEE Std. 802.11	Ch. Frequency (MHz)	Channel Number
5925-6425	ax (HEW20)	5955-6415	1-93 [24]
6525-6875		6535-6855	117-181 [17]
5925-6425	ax (HEW40)	5965-6405	3-91 [12]
6525-6875		6565-6845	123-179 [8]
5925-6425	ax (HEW80)	5985-6385	7-87 [6]
6525-6875		6625-6785	135-167 [3]
5925-6425	ax (HEW160)	6025-6345	15-79 [3]
6525-6875		6665	143 [1]

Band	Mode	BWch (MHz)	Nant
5.925-6.425GHz	802.11ax HEW20	20	2TX
5.925-6.425GHz	802.11ax HEW40	40	2TX
5.925-6.425GHz	802.11ax HEW80	80	2TX
5.925-6.425GHz	802.11ax HEW160	160	2TX
6.525-6.875GHz	802.11ax HEW20	20	2TX
6.525-6.875GHz	802.11ax HEW40	40	2TX
6.525-6.875GHz	802.11ax HEW80	80	2TX
6.525-6.875GHz	802.11ax HEW160	160	2TX

Note:
- HEW20, HEW40, HEW80 and HEW160 use a combination of OFDMA-BPSK, QPSK, 16QAM, 64QAM, 256QAM, 1024QAM modulation.
- BWch is the nominal channel bandwidth.

1.1.2 Antenna Information

Ant.	Port	Brand	Model Name	Antenna Type	Connector	Gain (dBi)		
						5GHz UNII 3	6GHz UNII 5	6GHz UNII 7
1	1/2	Cambium	25dBi Dish antenna	Dish	N/A	25.38	25.38	26.22

Note 1: Directional gain information

Type	Maximum Output Power	Power Spectral Density
Non-BF	Directional gain = Max.gain + array gain. For power measurements on IEEE 802.11 devices Array Gain = 0 dB (i.e., no array gain) for N ANT ≤ 4	$DirectionalGain = 10 \cdot \log\left[\frac{\sum_{j=1}^{N_{SS}}\left\{\sum_{k=1}^{N_{ANT}} g_{j,k}\right\}^2}{N_{ANT}}\right]$
BF	$DirectionalGain = 10 \cdot \log\left[\frac{\sum_{j=1}^{N_{SS}}\left\{\sum_{k=1}^{N_{ANT}} g_{j,k}\right\}^2}{N_{ANT}}\right]$	$DirectionalGain = 10 \cdot \log\left[\frac{\sum_{j=1}^{N_{SS}}\left\{\sum_{k=1}^{N_{ANT}} g_{j,k}\right\}^2}{N_{ANT}}\right]$

Ex.

Directional Gain (NSS1) formula : $DirectionalGain = 10 \cdot \log\left[\frac{\sum_{j=1}^{N_{SS}}\left\{\sum_{k=1}^{N_{ANT}} g_{j,k}\right\}^2}{N_{ANT}}\right]$

NSS1(g1,1) = $10^{G1/20}$; NSS1(g1,2)= $10^{G2/20}$; NSS1(g1,2)= $10^{G3/20}$; NSS1(g1,2)= $10^{G4/20}$

gj,k =(Nss1(g1,1) + Nss1(g1,2) + Nss1(g1,3) + Nss1(g1,4))^2

DG = 10 log[(Nss1(g1,1) + Nss1(g1,2) + Nss1(g1,3) + Nss1(g1,4))^2 / N_{ANT}/Nss] => 10 log[($10^{G1/20}$ + $10^{G2/20}$ + $10^{G3/20}$ + $10^{G4/20}$)^2 / N_{ANT}]

Where ;

Cross-Polarized Antenna

5G UNII-3 G1 = 25.38 dBi; G2 = 25.38 dBi

6E UNII-5 G1 = 25.38 dBi; G2 = 25.38 dBi;

6E UNII-7 G1 = 26.22 dBi; G2 = 26.22 dBi;

5G UNII-3 DG = 25.38 dBi

6E UNII-5 DG = 25.38 dBi

6E UNII-7 DG = 26.22 dBi

Note 2: The above information was declared by manufacturer.

Note 3: The EUT has one antenna.

<5GHz UNII 3 function>

For IEEE 802.11a/n/ac/ax mode (2TX/2RX)

Port 1, Port 2 can be used as transmitting/receiving antenna.
Port 1, Port 2 could transmit/receive simultaneously.

<6GHz UNII 5 and UNII 7 function>

For IEEE 802.11ax mode (2TX/2RX)

Port 1, Port 2 can be used as transmitting/receiving antenna.
Port 1, Port 2 could transmit/receive simultaneously.

1.1.3 Mode Test Duty Cycle

For Standard Power Access Point:

Mode	DC	DCF(dB)	T(s)	VBW(Hz) ≥ 1/T
802.11ax HEW20	0.931	0.31	5.452m	300
802.11ax HEW40	0.931	0.31	5.452m	300
802.11ax HEW80	0.929	0.32	5.452m	300
802.11ax HEW160	0.927	0.33	5.452m	300

For Standard Client:

Mode	DC	DCF(dB)	T(s)	VBW(Hz) ≥ 1/T
802.11ax HEW20	0.866	0.62	5.458m	300
802.11ax HEW40	0.838	0.77	5.458m	300
802.11ax HEW80	0.853	0.69	5.46m	300
802.11ax HEW160	0.865	0.63	5.46m	300

Note:
- DC is Duty Cycle.
- DCF is Duty Cycle Factor.

1.1.4 EUT Operational Condition

EUT Power Type	From PoE			
Beamforming Function	☐	With beamforming	☒	Without beamforming
Device Type	☐	Indoor Access Point	☐	Subordinate
	☐	Indoor Client	☒	Standard Power Access Point
	☐	Dual Client	☒	Standard Client
	☒	Fixed Client		
Channel Puncturing Function	☐	Supported	☒	Unsupported
Support RU	☒	Full RU	☐	Partial RU
Test Software Version	For RF Conducted: QSPR V5.0-00199 For other tests: QSPR v5.0-00201			

Note: The above information was declared by manufacturer.

1.1.5 Table for EUT supports functions

Function	Support Band
Master	5GHz UNII 3 / 6GHz UNII5, UNII 7
Slave	5GHz UNII 3 / 6GHz UNII5, UNII 7

Note: The above information was declared by manufacturer.

1.1.6 Table for Permissive Change

This product is an extension of original one reported under Sporton project number: FR191618-01

Below is the table for the change of the product with respect to the original one.

Modifications	Performance Checking
Adding 6GHz function (UNII 5, UNII 7) for the device.	Evaluated Standard Power Access Point for below test items: 1. AC power-line conducted emissions 2. Emission Bandwidth 3. Maximum Equivalent Isotopically Radiated Power (E.I.R.P.) 4. Peak Power Spectral Density (E.I.R.P.) 5. Unwanted Emissions Evaluated Standard Client for below test items: 1. Maximum Equivalent Isotopically Radiated Power (E.I.R.P.) 2. Peak Power Spectral Density (E.I.R.P.)

1.2 Applicable Standards

According to the specifications of the manufacturer, the EUT must comply with the requirements of the following standards:

- 47 CFR FCC Part 15.407
- ANSI C63.10-2013
- FCC KDB 789033 D02 v02r01

The following reference test guidance is not within the scope of accreditation of TAF.

- FCC KDB 987594 D02 v02r01
- FCC KDB 662911 D01 v02r01
- FCC KDB 412172 D01 v01r01
- FCC KDB 414788 D01 v01r01

1.3 Testing Location Information

Testing Location Information	
Test Lab.：Sporton International Inc. Hsinchu Laboratory	
Hsinchu (TAF: 3787)	ADD: No.8, Ln. 724, Bo'ai St., Zhubei City, Hsinchu County 302010, Taiwan (R.O.C.) TEL: 886-3-656-9065 FAX: 886-3-656-9085 Test site Designation No. TW3787 with FCC. Conformity Assessment Body Identifier (CABID) TW3787 with ISED.

Test Condition	Test Site No.	Test Engineer	Test Environment (°C / %)	Test Date
RF Conducted (other tests)	TH03-CB	Owen Hsu	24.2-25.1 / 54-63	Sep. 11, 2023
RF Conducted (E.I.R.P. Power/PSD for Standard client)	TH02-CB	KJ Chang	20.7~21.4 / 66~70	Apr. 15, 2024~ Apr. 17, 2024
Radiated (other tests)	03CH01-CB	RJ Huang	21.2-22.3 / 56-59	Sep. 08, 2023~ Sep. 11, 2023
Radiated (Below 1GHz)	03CH05-CB	Bruce Yang	23.5-24.6 / 55-59	Sep. 27, 2021
AC Conduction	CO02-CB	Ryo Fan	22~23 / 58~59	Sep. 28, 2021

1.4 Measurement Uncertainty

ISO/IEC 17025 requires that an estimate of the measurement uncertainties associated with the emissions test results be included in the report. The measurement uncertainties given below are based on a 95% confidence level (based on a coverage factor (k=2)

For AC Conduction and Radiated Below 1GHz:

Test Items	Uncertainty	Remark
Conducted Emission (150kHz ~ 30MHz)	2.0 dB	Confidence levels of 95%
Radiated Emission (9kHz ~ 30MHz)	4.2 dB	Confidence levels of 95%
Radiated Emission (30MHz ~ 1,000MHz)	5.5 dB	Confidence levels of 95%

For other tests:

Test Items	Uncertainty	Remark
Radiated Emission (1GHz ~ 18GHz)	4.1 dB	Confidence levels of 95%
Radiated Emission (18GHz ~ 40GHz)	4.2 dB	Confidence levels of 95%
Conducted Emission	3.1 dB	Confidence levels of 95%
Output Power Measurement	0.8 dB	Confidence levels of 95%
Power Density Measurement	3.1 dB	Confidence levels of 95%
Bandwidth Measurement	2.2%	Confidence levels of 95%

2 Test Configuration of EUT

2.1 Test Channel Mode

Mode
802.11ax HEW20_Nss1,(MCS0)_2TX
5955MHz
6195MHz
6415MHz
6535MHz
6695MHz
6855MHz
802.11ax HEW40_Nss1,(MCS0)_2TX
5965MHz
6205MHz
6405MHz
6565MHz
6685MHz
6845MHz
802.11ax HEW80_Nss1,(MCS0)_2TX
5985MHz
6225MHz
6385MHz
6625MHz
6705MHz
6785MHz
802.11ax HEW160_Nss1,(MCS0)_2TX
6025MHz
6185MHz
6345MHz
6665MHz

Note: This test report tested Standard Power Access Point mode for all the test items, and Standard Client mode for Maximum Equivalent Isotopically Radiated Power (E.I.R.P.) and Peak Power Spectral Density (E.I.R.P.) only. The power settings of Fixed Client mode are the same as Standard Power Access Point mode.

2.2 The Worst Case Measurement Configuration

The Worst Case Mode for Following Conformance Tests	
Tests Item	AC power-line conducted emissions
Condition	AC power-line conducted measurement for line and neutral Test Voltage: 120Vac / 60Hz
Operating Mode	Normal Link
1	EUT_WLAN 6GHz

The Worst Case Mode for Following Conformance Tests	
Tests Item	Emission Bandwidth Emission MASK Maximum E.I.R.P. at any elevation angle above 30 degrees
Test Condition	Conducted measurement at transmit chains
1	EUT_Standard Power Access Point

The Worst Case Mode for Following Conformance Tests	
Tests Item	Maximum Equivalent Isotopically Radiated Power (E.I.R.P.) Peak Power Spectral Density (E.I.R.P.)
Test Condition	Conducted measurement at transmit chains
1	EUT_Standard Client

The Worst Case Mode for Following Conformance Tests	
Tests Item	Maximum Equivalent Isotopically Radiated Power (E.I.R.P.) Peak Power Spectral Density (E.I.R.P.)
Test Condition	Radiated measurement
	After evaluating, the worst case was found at Z axis. Thus, the measurement will follow this same test configuration.
1	EUT in Z axis_Standard Power Access Point

The Worst Case Mode for Following Conformance Tests	
Tests Item	Unwanted Emissions
Test Condition	Radiated measurement If EUT consist of multiple antenna assembly (multiple antenna are used in EUT regardless of spatial multiplexing MIMO configuration), the radiated test should be performed with highest antenna gain of each antenna type.
Operating Mode < 1GHz	Normal Link
	After evaluating, the worst case was found at Z axis. Thus, the measurement will follow this same test configuration.
1	EUT_WLAN 6GHz in Z axis
Operating Mode > 1GHz	CTX
	After evaluating, the worst case was found at Z axis. Thus, the measurement will follow this same test configuration.
1	EUT in Z axis

Note: The PoE below is for measurement only, would not be marketed.
The PoE information as below:

Support Unit	Brand	Model Number
PoE	CWT	P015U06

2.3 EUT Operation during Test

For CTX Mode:

The EUT was programmed to be in continuously transmitting mode.

For Normal Link:

During the test, the EUT operation to normal function.

2.4 Accessories

N/A

2.5 Support Equipment

For AC Conduction:

Support Equipment				
No.	**Equipment**	**Brand Name**	**Model Name**	**FCC ID**
A	LAN NB	DELL	E6430	N/A
B	PoE	CWT	P015U06	N/A
C	6E Device	Cambium	Force 4625	N/A
D	Device NB	DELL	E6430	N/A
E	GPS	SKYLAB M&C Technology Co., Lt	SKM55D	N/A

For Radiated (below 1GHz):

Support Equipment				
No.	**Equipment**	**Brand Name**	**Model Name**	**FCC ID**
A	PoE	CWT	P015U06	N/A
B	NB	DELL	E4300	N/A
C	GPS	SKYLAB M&C Technology Co., Lt	SKM55D	N/A
D	NB	DELL	E4300	N/A
E	6E Device	Cambium	Force 4625	N/A

For Radiated (above 1GHz) and RF Radiated (Maximum Equivalent Isotopically Radiated Power (E.I.R.P.) and Peak Power Spectral Density (E.I.R.P.):

Support Equipment				
No.	**Equipment**	**Brand Name**	**Model Name**	**FCC ID**
A	Notebook	DELL	E4300	N/A
B	PoE	CWT	P015U06	N/A

For RF Conducted:

Support Equipment				
No.	**Equipment**	**Brand Name**	**Model Name**	**FCC ID**
A	Notebook	DELL	E4300	N/A
B	PoE	CWT	P015U06	N/A

2.6 Test Setup Diagram

Test Setup Diagram – AC Line Conducted Emission Test

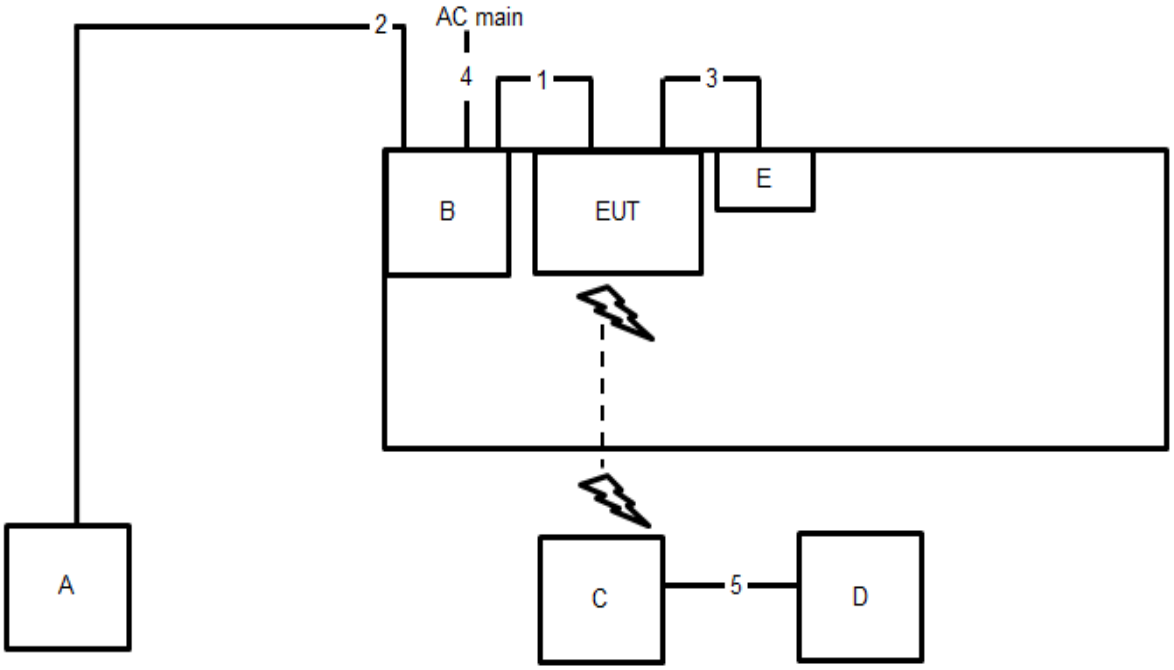

Item	Connection	Shielded	Length
1	RJ-45 cable	No	1m
2	RJ-45 cable	No	10m
3	USB cable	Yes	3m
4	Power cable	No	1m
5	RJ-45 cable	No	1m

Test Setup Diagram - Radiated Test < 1GHz

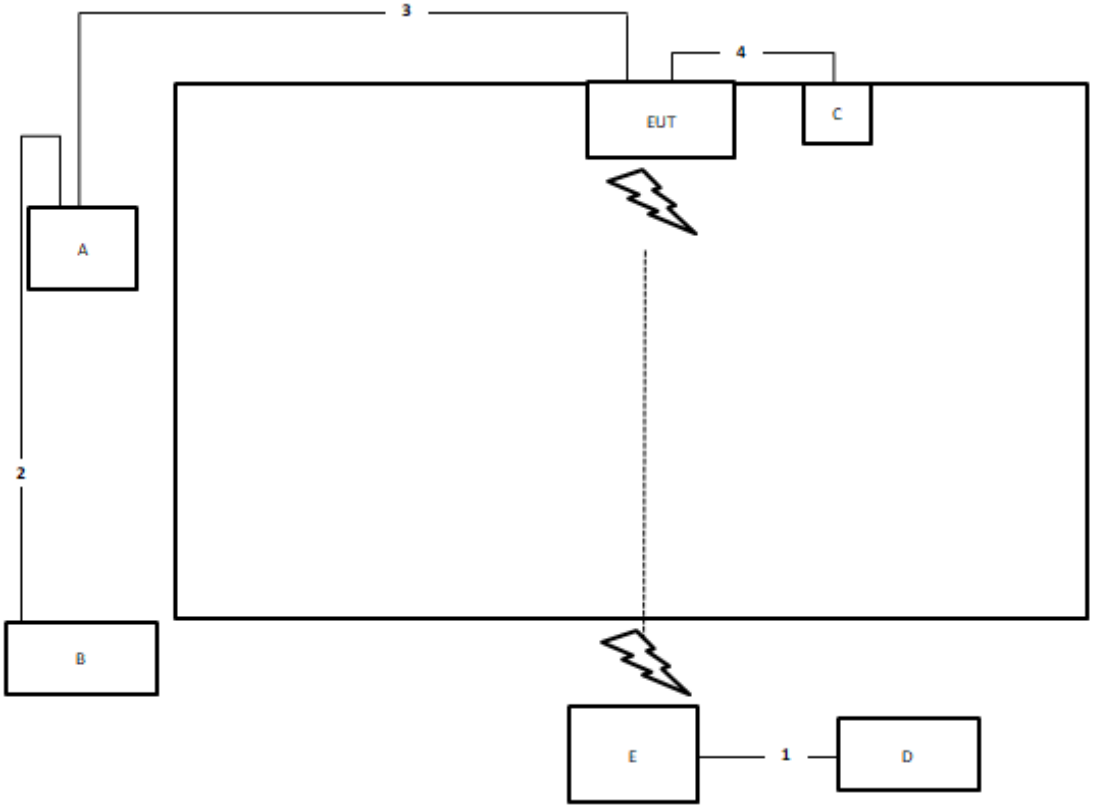

Item	Connection	Shielded	Length
1	RJ-45 cable	No	10m
2	RJ-45 cable	No	1.5m
3	RJ-45 cable	No	10m
4	USB cable	Yes	3m

Test Setup Diagram - Radiated Test > 1GHz

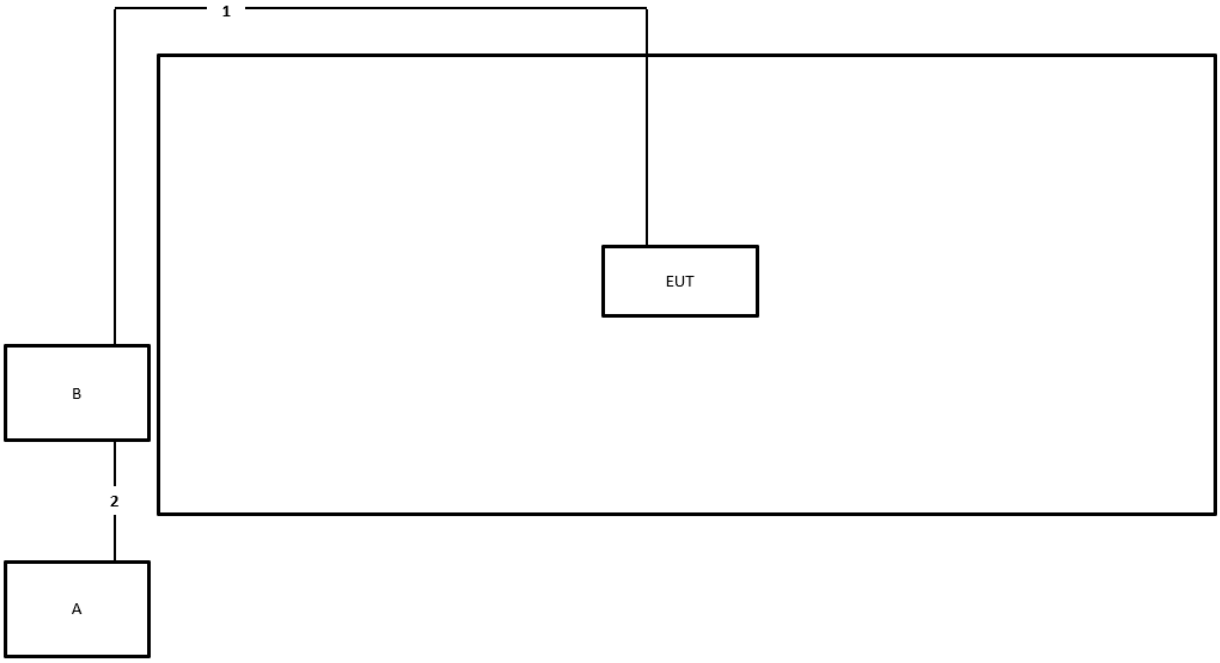

Item	Connection	Shielded	Length
1	RJ-45 cable	No	10m
2	RJ-45 cable	No	1.5m

3 Transmitter Test Result

3.1 AC Power-line Conducted Emissions

3.1.1 AC Power-line Conducted Emissions Limit

AC Power-line Conducted Emissions Limit		
Frequency Emission (MHz)	**Quasi-Peak**	**Average**
0.15-0.5	66 - 56 *	56 - 46 *
0.5-5	56	46
5-30	60	50
Note 1: * Decreases with the logarithm of the frequency.		

3.1.2 Measuring Instruments

Refer a test equipment and calibration data table in this test report.

3.1.3 Test Procedures

Test Method
☒ Refer as ANSI C63.10-2013, clause 6.2 for AC power-line conducted emissions.

3.1.4 Test Setup

AC Power-line Conducted Emissions

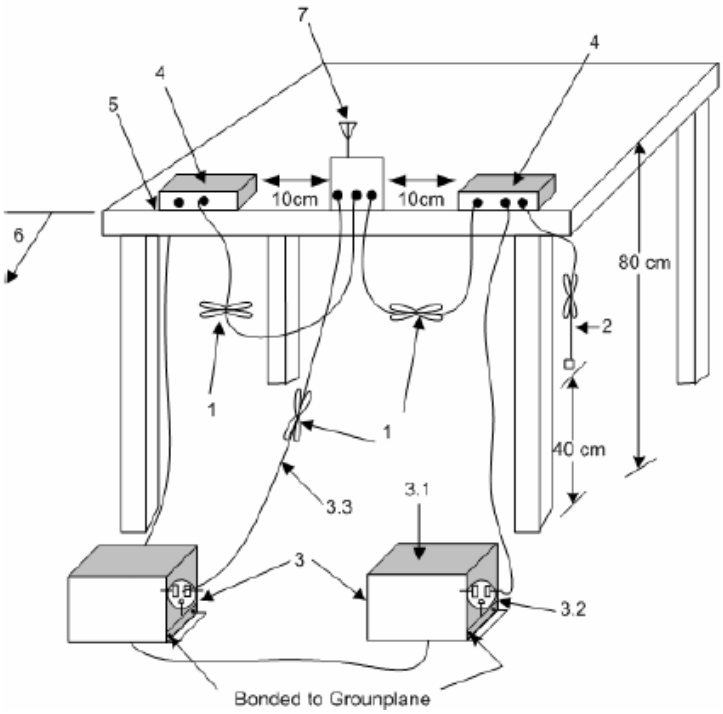

1—Interconnecting cables that hang closer than 40 cm to the ground plane shall be folded back and forth in the center forming a bundle 30 cm to 40 cm long.
2—The I/O cables that are not connected to an accessory shall be bundled in the center. The end of the cable may be terminated, if required, using the correct terminating impedance. The overall length shall not exceed 1 m.
3—EUT connected to one LISN. Unused LISN measuring port connectors shall be terminated in 50 Ω loads. LISN may be placed on top of, or immediately beneath, reference ground plane.
3.1—All other equipment powered from additional LISN(s).
3.2—A multiple-outlet strip may be used for multiple power cords of non-EUT equipment.
3.3—LISN at least 80 cm from nearest part of EUT chassis.
4—Non-EUT components of EUT system being tested.
5—Rear of EUT, including peripherals, shall all be aligned and flush with edge of tabletop.
6—Edge of tabletop shall be 40 cm removed from a vertical conducting plane that is bonded to the ground plane.
7—Antenna can be integral or detachable. If detachable, then the antenna shall be attached for this test.

3.1.5 Measurement Results Calculation

The measured Level is calculated using:

a. Corrected Reading (dBuV) = LISN Factor + Cable Loss + Read Level = Level

b. Margin = - Limit + (Read Level + LISN Factor + Cable Loss)

3.1.6 Test Result of AC Power-line Conducted Emissions

Refer as Appendix A

3.2 Emission Bandwidth

3.2.1 Emission Bandwidth Limit

Emission Bandwidth Limit
UNII Devices
☒ For the 5925-6425 GHz band, N/A
☐ For the 6425-6525 GHz band, N/A
☒ For the 6525-6875 GHz band, N/A
☐ For the 6875-7125 GHz band, N/A
RLAN Devices
☐ For the 5925-6425 GHz band, N/A
☐ For the 6425-6525 GHz band, N/A
☐ For the 6525-6875 GHz band, N/A
☐ For the 6875-7125 GHz band, N/A

3.2.2 Measuring Instruments

Refer a test equipment and calibration data table in this test report.

3.2.3 Test Procedures

Test Method	
▪ For the emission bandwidth shall be measured using one of the options below:	
	☒ According to FCC KDB 987594 D02 clause II.C, measurement procedure shall refer to FCC KDB 789033 D02, clause C for EBW and clause D for OBW measurement.
	☐ Refer as ANSI C63.10, clause 6.9.1 for occupied bandwidth testing.
	☐ Refer as IC RSS-Gen, clause 4.6 for bandwidth testing.

3.2.4 Test Setup

Emission Bandwidth



3.2.5 Test Result of Emission Bandwidth

Refer as Appendix B

3.3 Maximum Equivalent Isotopically Radiated Power (E.I.R.P.)

3.3.1 Maximum Equivalent Isotopically Radiated Power (E.I.R.P.) Limit

Maximum Equivalent Isotopically Radiated Power (E.I.R.P.) Limit	
UNII Devices	
☒	For the 5.925 ~ 6.425 GHz band:
	▪ For standard power access point and fixed client device : e.i.r.p < 36 dBm , For outdoor devices, the maximum e.i.r.p. at any elevation angle above 30 degrees not exceed 125 mW (21 dBm).
	▪ For indoor access point : e.i.r.p < 30 dBm.
	▪ For subordinate device control of an indoor access point : e.i.r.p < 30 dBm.
	▪ For client device control of a standard power access point : e.i.r.p < 30 dBm.
	▪ For client device control of an indoor access point : e.i.r.p < 24 dBm.
☐	For the 6.425 ~ 6.525 GHz band:
	▪ For indoor access point : e.i.r.p < 30 dBm.
	▪ For client device control of an indoor access point : e.i.r.p < 24 dBm.
☒	For the 6.525 ~ 6.875 GHz band:
	▪ For standard power access point and fixed client device : e.i.r.p < 36 dBm , For outdoor devices, the maximum e.i.r.p. at any elevation angle above 30 degrees not exceed 125 mW (21 dBm).
	▪ For indoor access point : e.i.r.p < 30 dBm.
	▪ For subordinate device control of an indoor access point : e.i.r.p < 30 dBm.
	▪ For client device control of a standard power access point : e.i.r.p < 30 dBm.
	▪ For client device control of an indoor access point : e.i.r.p < 24 dBm.
☐	For the 6.875 ~ 7.125 GHz band:
	▪ For indoor access point : e.i.r.p < 30 dBm.
	▪ For client device control of an indoor access point : e.i.r.p < 24 dBm.
RLAN Devices	
☐	For the 5.925 ~ 7.125 GHz band:
	▪ For low-power indoor access-points & indoor subordinate devices < 30 dBm .
	▪ For low-power client devices < 24 dBm.
☐	For the 5.925 ~ 6.875 GHz band:
	▪ For standard-power access points & fixed client devices < 36 dBm.
	▪ For standard client devices < 30 dBm.

3.3.2 Measuring Instruments

Refer a test equipment and calibration data table in this test report.

3.3.3 Test Procedures

Test Method	
▪ According to FCC KDB 987594 D02 clause II.E, the test measurement procedure shall refer to KDB 789033.	
	Average over on/off periods with duty factor
	☒ For others: Refer as FCC KDB 789033 D02, clause E Method SA-2 (spectral trace averaging). Spectrum analyzer setting: RBW/VBW : 1/3MHz ; Detector : RMS ; Trace mode : Average ; Sweep Count 100.
	☐ Refer as FCC KDB 789033 D02, clause E Method SA-2 Alt. (RMS detection with slow sweep speed)
	Wideband RF power meter and average over on/off periods with duty factor
	☒ For Standard Power Access Point Maximum E.I.R.P. at any elevation angle above 30 degrees and Standard Client: Refer as FCC KDB 789033 D02, clause E Method PM-G (using an RF average power meter).
☒ For conducted measurement.	
	▪ If the EUT supports multiple transmit chains using options given below: Refer as FCC KDB 662911, In-band power measurements. Using the measure-and-sum approach, measured all transmit ports individually. Sum the power (in linear power units e.g., mW) of all ports for each individual sample and save them.
	▪ If multiple transmit chains, EIRP calculation could be following as methods: $P_{total} = P_1 + P_2 + \ldots + P_n$ (calculated in linear unit [mW] and transfer to log unit [dBm]) $EIRP_{total} = P_{total} + DG$
☒ For radiated measurement.	
	▪ Refer as FCC KDB 789033 D02 clause II A.1.F ”Antenna-port Conducted versus Radiated Testing”
	▪ Refer as ANSI C63.10, clause 6.6 for radiated emissions above 1GHz.
	▪ Refer as FCC KDB 412172 D01 clause 2.2 for EIRP calculation.

3.3.4 Test Setup

For Maximum Equivalent Isotopically Radiated Power (E.I.R.P.) (Standard Power Access Point):

Radiated Measurement

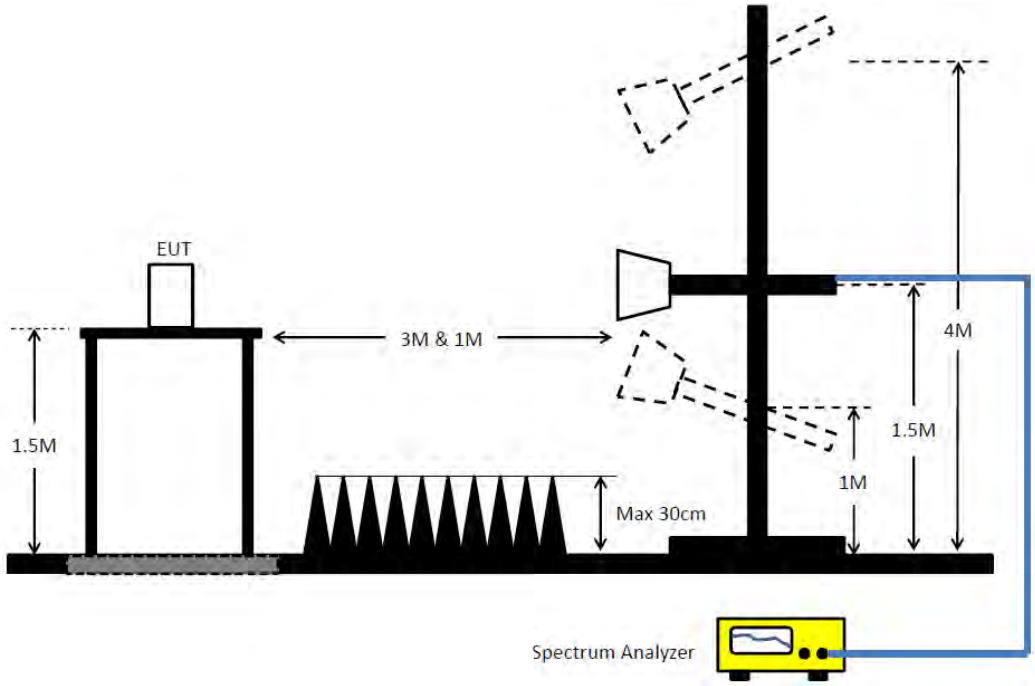

For Standard Power Access Point Maximum E.I.R.P. at any elevation angle above 30 degrees and Maximum Equivalent Isotopically Radiated Power (E.I.R.P.) (Standard Client):

Conducted Measurement (Power Meter)

3.3.5 Test Result of Maximum Equivalent Isotopically Radiated Power (E.I.R.P)

Refer as Appendix C

3.4 Peak Power Spectral Density (E.I.R.P.)

3.4.1 Peak Power Spectral Density (E.I.R.P.) Limit

Peak Power Spectral Density (E.I.R.P.) Limit	
UNII Devices	
☒	For the 5.925 ~ 6.425 GHz band:
	▪ For standard power access point and fixed client device : e.i.r.p PSD < 23 dBm/MHz.
	▪ For indoor access point : e.i.r.p PSD < 5 dBm/MHz.
	▪ For subordinate device control of an indoor access point : e.i.r.p PSD < 5 dBm/MHz.
	▪ For client device control of a standard power access point : e.i.r.p PSD < 17 dBm/MHz.
	▪ For client device control of an indoor access point : e.i.r.p PSD < -1 dBm/MHz.
☐	For the 6.425 ~ 6.525 GHz band:
	▪ For indoor access point : e.i.r.p PSD < 5 dBm/MHz.
	▪ For client device control of an indoor access point : e.i.r.p PSD < -1 dBm/MHz.
☒	For the 6.525 ~ 6.875 GHz band:
	▪ For standard power access point and fixed client device : e.i.r.p PSD < 23 dBm/MHz.
	▪ For indoor access point : e.i.r.p PSD < 5 dBm/MHz.
	▪ For subordinate device control of an indoor access point : e.i.r.p PSD < 5 dBm/MHz.
	▪ For client device control of a standard power access point : e.i.r.p PSD < 17 dBm/MHz.
	▪ For client device control of an indoor access point : e.i.r.p PSD < -1 dBm/MHz.
☐	For the 6.875 ~ 7.125 GHz band:
	▪ For indoor access point : e.i.r.p PSD < 5 dBm/MHz.
	▪ For client device control of an indoor access point : e.i.r.p PSD < -1 dBm/MHz.
RLAN Devices	
☐	For the 5.925 ~ 7.125 GHz band:
	▪ For low-power indoor access-points & indoor subordinate devices < 5 dBm / MHz.
	▪ For low-power client devices < -1 dBm / MHz.
☐	For the 5.925 ~ 6.875 GHz band:
	▪ For standard-power access points & fixed client devices < 23 dBm / MHz.
	▪ For standard client devices < 17 dBm / MHz.

3.4.2 Measuring Instruments

Refer a test equipment and calibration data table in this test report.

3.4.3 Test Procedures

Test Method		
▪ According to FCC KDB 987594 D02 clause II.F, the measurement procedure shall refer to KDB 789033. Peak power spectral density procedures that the same method as used to determine the conducted output power shall be used to determine the peak power spectral density and use the peak search function on the spectrum analyzer to find the peak of the spectrum. For the peak power spectral density shall be measured using below options:		
	☐	Refer as FCC KDB 789033 D02, F)5) power spectral density can be measured using resolution bandwidths < 1 MHz provided that the results are integrated over 1 MHz bandwidth
	[duty cycle ≥ 98% or external video / power trigger]	
	☒	Refer as FCC KDB 789033 D02, clause E Method SA-1 (spectral trace averaging).
	☐	Refer as FCC KDB 789033 D02, clause E Method SA-1 Alt. (RMS detection with slow sweep speed)
	duty cycle < 98% and average over on/off periods with duty factor	
	☒	Refer as FCC KDB 789033 D02, clause E Method SA-2 (spectral trace averaging).
	☐	Refer as FCC KDB 789033 D02, clause E Method SA-2 Alt. (RMS detection with slow sweep speed)
☒	For conducted measurement.	
	▪	If the EUT supports multiple transmit chains using options given below:
		☒ Option 1: Measure and sum the spectra across the outputs. Refer as FCC KDB 662911, In-band power spectral density (PSD). Sample all transmit ports simultaneously using a spectrum analyzer for each transmit port. Where the trace bin-by-bin of each transmit port summing can be performed. (i.e., in the first spectral bin of output 1 is summed with that in the first spectral bin of output 2 and that from the first spectral bin of output 3, and so on up to the NTX output to obtain the value for the first frequency bin of the summed spectrum.). Add up the amplitude (power) values for the different transmit chains and use this as the new data trace.
		☐ Option 2: Measure and sum spectral maxima across the outputs. With this technique, spectra are measured at each output of the device at the required resolution bandwidth. The maximum value (peak) of each spectrum is determined. These maximum values are then summed mathematically in linear power units across the outputs. These operations shall be performed separately over frequency spans that have different out-of-band or spurious emission limits,
		☐ Option 3: Measure and add 10 log(N) dB, where N is the number of transmit chains. Refer as FCC KDB 662911, In-band power spectral density (PSD). Performed at each transmit chains and each transmit chains shall be compared with the limit have been reduced with 10 log(N). Or each transmit chains shall be add 10 log(N) to compared with the limit.
	▪	If multiple transmit chains, EIRP PPSD calculation could be following as methods: $PPSD_{total} = PPSD_1 + PPSD_2 + \ldots + PPSD_n$ (calculated in linear unit [mW] and transfer to log unit [dBm]) $EIRP_{total} = PPSD_{total} + DG$
☒	For radiated measurement.	
	▪	Refer as FCC KDB 789033 D02 clause II A.1.F ”Antenna-port Conducted versus Radiated Testing”
	▪	Refer as ANSI C63.10, clause 6.6 for radiated emissions above 1GHz.

Test Method	
	▪ Refer as FCC KDB 412172 D01 clause 2.2 for EIRP calculation.

3.4.4 Test Setup

For Standard Client:

Conducted Measurement

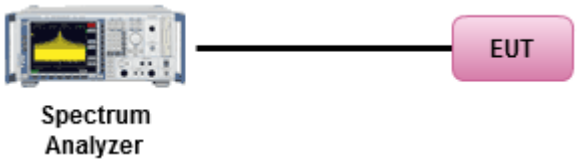

For Standard Power Access Point:

Radiated Measurement

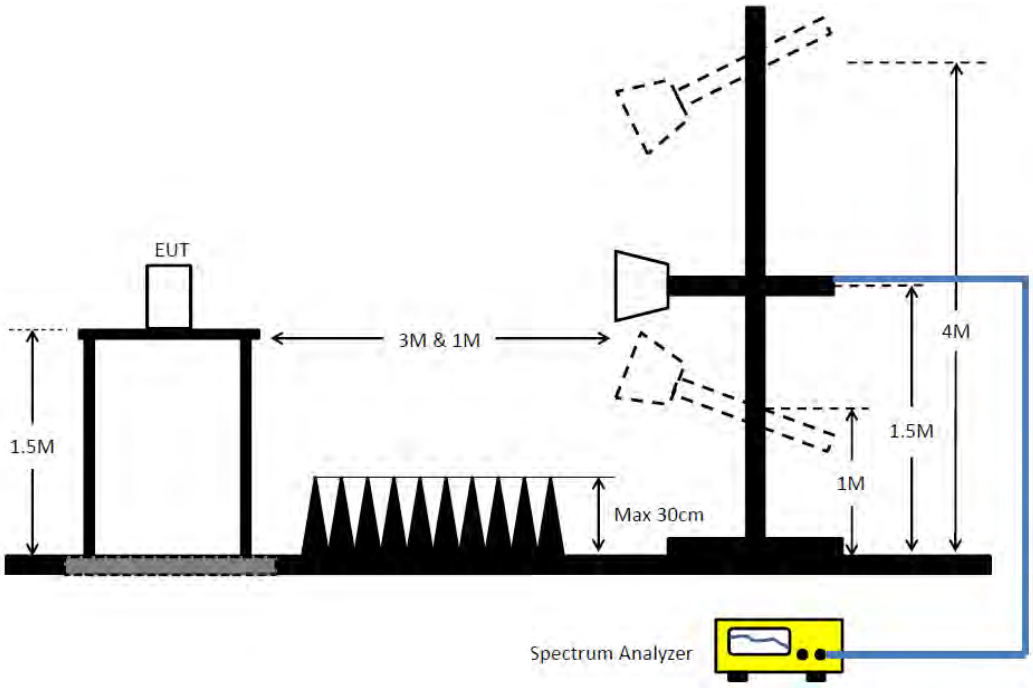

3.4.5 Test Result of Peak Power Spectral Density (E.I.R.P.)

Refer as Appendix D

3.5 Unwanted Emissions

3.5.1 Transmitter Unwanted Emissions Limit

Unwanted emissions below 1 GHz and restricted band emissions above 1GHz limit			
Frequency Range (MHz)	**Field Strength (uV/m)**	**Field Strength (dBuV/m)**	**Measure Distance (m)**
0.009~0.490	2400/F(kHz)	48.5 - 13.8	300
0.490~1.705	24000/F(kHz)	33.8 - 23	30
1.705~30.0	30	29	30
30~88	100	40	3
88~216	150	43.5	3
216~960	200	46	3
Above 960	500	54	3

Note 1: Test distance for frequencies at or above 30 MHz, measurements may be performed at a distance other than the limit distance provided they are not performed in the near field and the emissions to be measured can be detected by the measurement equipment. When performing measurements at a distance other than that specified, the results shall be extrapolated to the specified distance using an extrapolation factor of 20 dB/decade (inverse of linear distance for field-strength measurements, inverse of linear distance-squared for power-density measurements).

Note 2: Test distance for frequencies at below 30 MHz, measurements may be performed at a distance closer than the EUT limit distance; however, an attempt should be made to avoid making measurements in the near field. When performing measurements below 30 MHz at a closer distance than the limit distance, the results shall be extrapolated to the specified distance by either making measurements at a minimum of two or more distances on at least one radial to determine the proper extrapolation factor or by using the square of an inverse linear distance extrapolation factor (40 dB/decade). The test report shall specify the extrapolation method used to determine compliance of the EUT.

Note 3: Using the distance of 1m during the test for above 18 GHz, and the test value to correct for the distance factor at 3m(20 x log (standard distance/ test distance) = 20log(3/1) = 9.54dB.
EX. Above 18GHz emission limit calculation (3m to 1m) = 54dBuV/m at 3m + 9.54dB = 63.54 dBuV/m at 1m.

Un-restricted band emissions above 1GHz Limit	
Frequency	**Limit**
Any outside the 5.945 – 7.125 GHz emission	e.i.r.p. -27 dBm [68.2 dBuV/m@3m]
	Note 1: Using the distance of 1m during the test for above 18 GHz, and the test value to correct for the distance factor at 3m(20 x log (standard distance/ test distance) = 20log(3/1) = 9.54dB. EX. Above 18GHz emission limit calculation (3m to 1m) = 68.2dBuV/m at 3m + 9.54dB = 77.74 dBuV/m at 1m. Note 2:-27 dBm EIRP OOBE is measured RMS which is a deviation from the current 15E rules for 5 GHz bands. In addition, 15.35(b) applies where the peak emissions must be limited to no more than 20 dB above the average limit.

Frequency	Emission MASK Limit
5.945 – 7.125 GHz	Power spectral density must be suppressed by 20 dB at 1 MHz outside of channel edge, by 28 dB at one channel bandwidth from the channel center, and by 40 dB at one- and one-half times the channel bandwidth away from channel center. At frequencies between one megahertz outside an unlicensed device's channel edge and one channel bandwidth from the center of the channel, the limits must be linearly interpolated between 20 dB and 28 dB suppression, and at frequencies between one and one- and one-half times an unlicensed device's channel bandwidth, the limits must be linearly interpolated between 28 dB and 40 dB suppression. Emissions removed from the channel center by more than one- and one-half times the channel bandwidth must be suppressed by at least 40 dB. 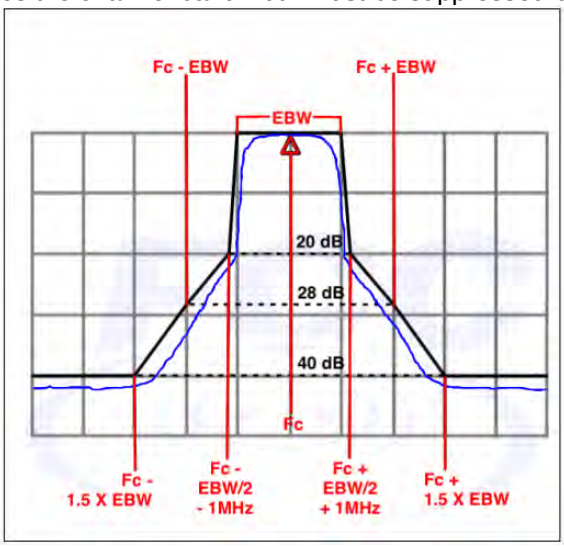

3.5.2 Measuring Instruments

Refer a test equipment and calibration data table in this test report.

3.5.3 Test Procedures

Test Method			
▪ According to FCC KDB 987594 D02 II.G. the unwanted emission measurement procedure shall refer to KDB 789300(except emission MASK). Measurements may be performed at a distance other than the limit distance provided they are not performed in the near field and the emissions to be measured can be detected by the measurement equipment. Measurements shall not be performed at a distance greater than 30 m for frequencies above 30 MHz, unless it can be further demonstrated that measurements at a distance of 30 m or less are impractical. When performing measurements at a distance other than that specified, the results shall be extrapolated to the specified distance using an extrapolation factor of 20 dB/decade (inverse of linear distance for field-strength measurements, inverse of linear distance-squared for power-density measurements).			
▪ The average emission levels shall be measured in [duty cycle ≥ 98 or duty factor].			
▪ For the transmitter unwanted emissions shall be measured using following options below:			
	▪ Refer as FCC KDB 789033 D02, clause G)2) for unwanted emissions into non-restricted bands.		
	▪ Refer as FCC KDB 789033 D02, clause G)1) for unwanted emissions into restricted bands.		
		☒	Refer as FCC KDB 789033 D02, G)6) Method AD (Trace Averaging). (For unrestricted band measurement)
		☐	Refer as FCC KDB 789033 D02, G)6) Method VB (Reduced VBW).
		☒	Refer as ANSI C63.10, clause 11.12.2.5.3 (Reduced VBW). VBW ≥ 1/T, where T is pulse time.(For restricted band average measurement)
		☐	Refer as ANSI C63.10, clause 7.5 average value of pulsed emissions.
		☒	Refer as FCC KDB 789033 D02, clause G)5) measurement procedure peak limit.
		☐	Refer as ANSI C63.10, clause 4.1.4.2.2 measurement procedure peak limit.
	▪ Refer as FCC KDB 789033 D02, clause G)3)d)ii) for Band edge Integration measurements.		
▪ For emission MASK shall be measured using following options below:			
		☒	Refer as FCC KDB 987594 D02, J) In-Band Emissions
▪ For radiated measurement.			
	▪ Refer as ANSI C63.10, clause 6.4 for radiated emissions below 30 MHz and test distance is 3m.		
	▪ Refer as ANSI C63.10, clause 6.5 for radiated emissions 30 MHz to 1 GHz and test distance is 3m.		
	▪ Refer as ANSI C63.10, clause 6.6 for radiated emissions above 1GHz.		
▪ The any unwanted emissions level shall not exceed the fundamental emission level.			
▪ All amplitude of spurious emissions that are attenuated by more than 20 dB below the permissible value has no need to be reported.			

3.5.4 Test Setup

Transmitter Radiated Unwanted Emissions
9kHz ~30MHz
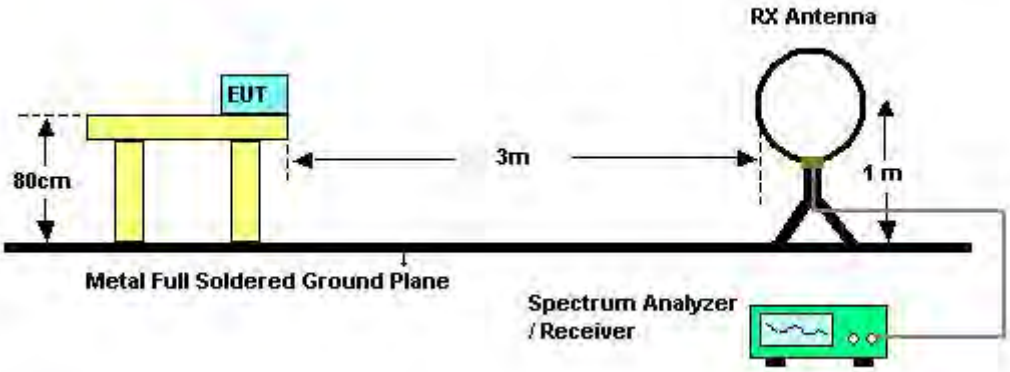
30MHz~1GHz
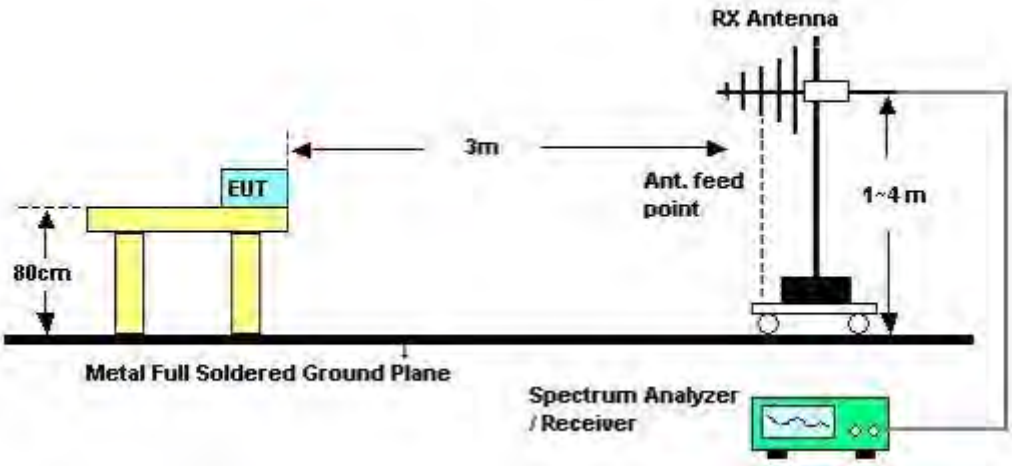

Above 1GHz

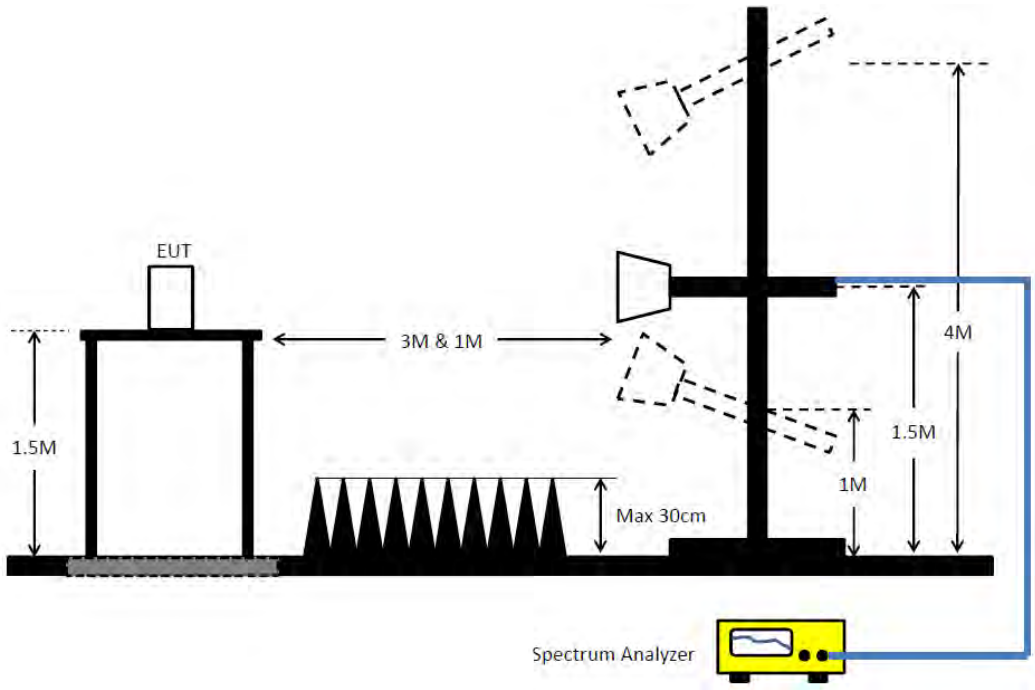

Emission MASK



3.5.5 Measurement Results Calculation

The measured Level is calculated using:

Corrected Reading: Antenna factor (AF) + Cable loss (CL) + Read level (Raw) - Preamp factor (PA)(if applicable) = Level

3.5.6 Transmitter Unwanted Emissions (Below 30MHz)

There is a comparison data of both open-field test site and alternative test site - semi-Anechoic chamber according to KDB414788 Radiated Test Site, and the result came out very similar.
All amplitude of spurious emissions that are attenuated by more than 20 dB below the permissible value has no need to be reported.
The radiated emissions were investigated from 9 kHz or the lowest frequency generated within the device, up to the 10th harmonic or 40 GHz, whichever is appropriate.

3.5.7 Test Result of Transmitter Unwanted Emissions

Refer as Appendix E

4 Test Equipment and Calibration Data

Instrument	Brand	Model No.	Serial No.	Characteristics	Calibration Date	Calibration Due Date	Remark
LISN	Schwarzbeck	NSLK 8127	8127650	9kHz ~ 30MHz	Dec. 04, 2020	Dec. 03, 2021	Conduction (CO02-CB)
LISN	Schwarzbeck	NSLK 8127	8127478	9kHz ~ 30MHz	Nov. 20, 2020	Nov. 19, 2021	Conduction (CO02-CB)
EMI Receiver	Agilent	N9038A	MY52260140	9kHz ~ 8.4GHz	May 05, 2021	May 04, 2022	Conduction (CO02-CB)
Pulse Limiter	Schwarzbeck	VTSD 9561F-N	00378	9kHz ~ 30MHz	Mar. 18, 2021	Mar. 17, 2022	Conduction (CO02-CB)
COND Cable	Woken	Cable	2	0.15MHz ~ 30MHz	Oct. 20, 2020	Oct. 19, 2021	Conduction (CO02-CB)
Software	SPORTON	SENSE	V5.10	-	N.C.R.	N.C.R.	Conduction (CO02-CB)
3m Semi Anechoic Chamber NSA	TDK	SAC-3M	03CH05-CB	30 MHz ~ 1 GHz	Aug. 09, 2021	Aug. 08, 2022	Radiation (03CH05-CB)
Loop Antenna	Teseq	HLA 6120	31244	9kHz - 30 MHz	Mar. 23, 2023	Mar. 22, 2024	Radiation (03CH05-CB)
Bilog Antenna with 6dB Attenuator	TESEQ & EMCI	CBL 6112D & N-6-06	35236 & AT-N0610	30MHz ~ 2GHz	Mar. 26, 2021	Mar. 25, 2022	Radiation (03CH05-CB)
Pre-Amplifier	EMCI	EMC330N	980331	20MHz ~ 3GHz	Apr. 27, 2021	Apr. 26, 2022	Radiation (03CH05-CB)
Spectrum Analyzer	R&S	FSP40	100304	9kHz ~ 40GHz	Nov. 10, 2020	Nov. 09, 2021	Radiation (03CH05-CB)
EMI Test Receiver	R&S	ESCS	826547/017	9kHz ~ 2.75GHz	Jun. 21, 2021	Jun. 20, 2022	Radiation (03CH05-CB)
RF Cable-low	Woken	RG402	Low Cable-04+23	30MHz~1GHz	Oct. 05, 2020	Oct. 04, 2021	Radiation (03CH05-CB)
Test Software	SPORTON	SENSE	V5.10	-	N.C.R.	N.C.R.	Radiation (03CH05-CB)
3m Semi Anechoic Chamber VSWR	TDK	SAC-3M	03CH01-CB	1GHz ~18GHz 3m	May 05, 2023	May 04, 2024	Radiation (03CH01-CB)
Horn Antenna	ETS-LINDGREN	3115	00075790	750MHz ~ 18GHz	Nov. 04, 2022	Nov. 03, 2023	Radiation (03CH01-CB)
Horn Antenna	Schwarzbeck	BBHA 9170	BBHA9170252	15GHz ~ 40GHz	Sep. 04, 2023	Sep. 03, 2024	Radiation (03CH01-CB)
Pre-Amplifier	Agilent	8449B	3008A02121	1GHz ~ 26.5GHz	May 18, 2023	May 17, 2024	Radiation (03CH01-CB)
Pre-Amplifier	SGH	SGH184	20221107-3	18GHz ~ 40GHz	Nov. 16, 2022	Nov. 15, 2023	Radiation (03CH01-CB)
Signal Analyzer	R&S	FSV3044	101437	10kHz ~ 44GHz	Nov. 29, 2022	Nov. 29, 2023	Radiation (03CH01-CB)
RF Cable-high	Woken	RG402	High Cable-16	1 GHz ~ 18 GHz	Oct. 03, 2022	Oct. 02, 2023	Radiation (03CH01-CB)
RF Cable-high	Woken	RG402	High Cable-16+17	1 GHz ~ 18 GHz	Oct. 03, 2022	Oct. 02, 2023	Radiation (03CH01-CB)

Instrument	Brand	Model No.	Serial No.	Characteristics	Calibration Date	Calibration Due Date	Remark
High Cable	Woken	WCA0929M	40G#5+6	1GHz ~ 40 GHz	Dec. 07, 2022	Dec. 06, 2023	Radiation (03CH01-CB)
High Cable	Woken	WCA0929M	40G#5	1GHz ~ 40 GHz	Dec. 07, 2022	Dec. 06, 2023	Radiation (03CH01-CB)
High Cable	Woken	WCA0929M	40G#6	1GHz ~ 40 GHz	Dec. 07, 2022	Dec. 06, 2023	Radiation (03CH01-CB)
Test Software	SPORTON	SENSE	V5.10	-	N.C.R.	N.C.R.	Radiation (03CH01-CB)
Spectrum analyzer	R&S	FSV40	101028	9kHz~40GHz	Dec. 30, 2022	Dec. 29, 2023	Conducted (TH03-CB)
Power Sensor	Anritsu	MA2411B	1531344	300MHz~40GHz	Aug. 01, 2023	Jul. 31, 2024	Conducted (TH03-CB)
Power Meter	Anritsu	ML2495A	1728002	300MHz~40GHz	Aug. 01, 2023	Jul. 31, 2024	Conducted (TH03-CB)
RF Cable	Woken	RG402	High Cable-11	30MHz –18 GHz	Feb. 14, 2023	Feb. 13, 2024	Conducted (TH03-CB)
RF Cable	Woken	RG402	High Cable-12	30MHz –18 GHz	Feb. 14, 2023	Feb. 13, 2024	Conducted (TH03-CB)
RF Cable	Woken	RG402	High Cable-13	30MHz –18 GHz	Feb. 14, 2023	Feb. 13, 2024	Conducted (TH03-CB)
RF Cable-high	Woken	RG402	High Cable-14	1 GHz –18 GHz	Oct. 03, 2022	Oct. 02, 2023	Conducted (TH03-CB)
RF Cable-high	Woken	RG402	High Cable-15	1 GHz –18 GHz	Oct. 03, 2022	Oct. 02, 2023	Conducted (TH03-CB)
Band Rejector	MTJ	6G Band Rejector	CB6G-BRJ-01	1GHz ~ 7.4GHz	Oct. 04, 2022	Oct. 03, 2023	Conducted (TH03-CB)
Band Rejector	MTJ	6G Band Rejector	CB6G-BRJ-02	1GHz ~ 8GHz	Oct. 04, 2022	Oct. 03, 2023	Conducted (TH03-CB)
Switch	SPTCB	SP-SWI	SWI-03	1 GHz –26.5 GHz	Oct. 04, 2022	Oct. 03, 2023	Conducted (TH03-CB)
Test Software	SPORTON	SENSE	V5.10	-	N.C.R.	N.C.R.	Conducted (TH03-CB)
Spectrum analyzer	R&S	FSV40	101027	9kHz~40GHz	Aug. 14, 2023	Aug. 13, 2024	Conducted (TH02-CB)
Power Sensor	Anritsu	MA2411B	1126203	300MHz~40GHz	Oct. 19, 2023	Oct. 18, 2024	Conducted (TH02-CB)
Power Meter	Anritsu	ML2495A	1210004	300MHz~40GHz	Oct. 19, 2023	Oct. 18, 2024	Conducted (TH02-CB)
RF Cable-high	Woken	RG402	High Cable-01	1 GHz – 18 GHz	Oct. 02, 2023	Oct. 01, 2024	Conducted (TH02-CB)
RF Cable-high	Woken	RG402	High Cable-02	1 GHz – 18 GHz	Oct. 02, 2023	Oct. 01, 2024	Conducted (TH02-CB)
RF Cable-high	Woken	RG402	High Cable-03	1 GHz – 18 GHz	Oct. 02, 2023	Oct. 01, 2024	Conducted (TH02-CB)
RF Cable-high	Woken	RG402	High Cable-04	1 GHz – 18 GHz	Oct. 02, 2023	Oct. 01, 2024	Conducted (TH02-CB)
RF Cable-high	Woken	RG402	High Cable-05	1 GHz – 18 GHz	Oct. 02, 2023	Oct. 01, 2024	Conducted (TH02-CB)

Instrument	Brand	Model No.	Serial No.	Characteristics	Calibration Date	Calibration Due Date	Remark
Switch	SPTCB	SP-SWI	SWI-02	1 –26.5 GHz	Oct. 03, 2023	Oct. 02, 2024	Conducted (TH02-CB)
Test Software	SPORTON	SENSE	V5.10	-	N.C.R.	N.C.R.	Conducted (TH02-CB)

Note: Calibration Interval of instruments listed above is one year.
N.C.R means Non-Calibration required.

Summary

Mode	Result	Type	Freq (Hz)	Level (dBuV)	Limit (dBuV)	Margin (dB)	Condition
Mode 1	Pass	AV	361.5k	45.62	48.70	-3.08	Line

Mode 1

28/09/2021

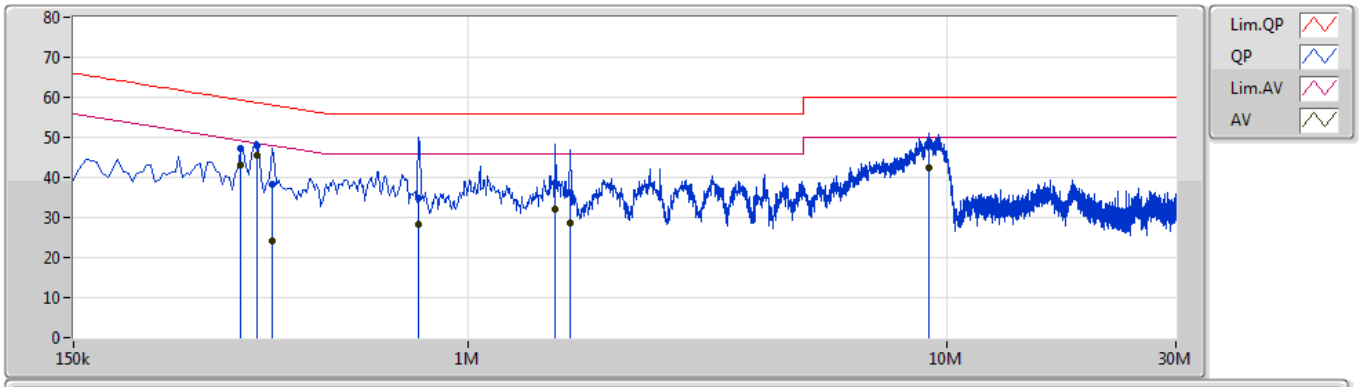

Type	Freq	Level	Limit	Margin	Factor	Condition	Comment	Raw	LISN	CL	AT
	(Hz)	(dBuV)	(dBuV)	(dB)	(dB)			(dBuV)	(dB)	(dB)	(dB)
QP	334.5k	47.27	59.35	-12.08	10.26	Line	-	37.01	0.08	0.06	10.12
AV	334.5k	42.94	49.35	-6.41	10.26	Line	-	32.68	0.08	0.06	10.12
QP	361.5k	47.83	58.70	-10.87	10.26	Line	-	37.57	0.08	0.06	10.12
AV	361.5k	45.62	48.70	-3.08	10.26	Line	"Worst"	35.36	0.08	0.06	10.12
QP	388.5k	38.35	58.10	-19.75	10.25	Line	-	28.10	0.08	0.06	10.11
AV	388.5k	24.23	48.10	-23.87	10.25	Line	-	13.98	0.08	0.06	10.11
QP	789k	34.89	56.00	-21.11	10.26	Line	-	24.63	0.09	0.07	10.10
AV	789k	28.23	46.00	-17.77	10.26	Line	-	17.97	0.09	0.07	10.10
QP	1.518M	38.58	56.00	-17.42	10.31	Line	-	28.27	0.10	0.09	10.12
AV	1.518M	32.16	46.00	-13.84	10.31	Line	-	21.85	0.10	0.09	10.12
QP	1.631M	36.19	56.00	-19.81	10.31	Line	-	25.88	0.10	0.09	10.12
AV	1.631M	28.72	46.00	-17.28	10.31	Line	-	18.41	0.10	0.09	10.12
QP	9.146M	47.92	60.00	-12.08	10.59	Line	-	37.33	0.26	0.21	10.12
AV	9.146M	42.43	50.00	-7.57	10.59	Line	-	31.84	0.26	0.21	10.12

Mode 1

28/09/2021

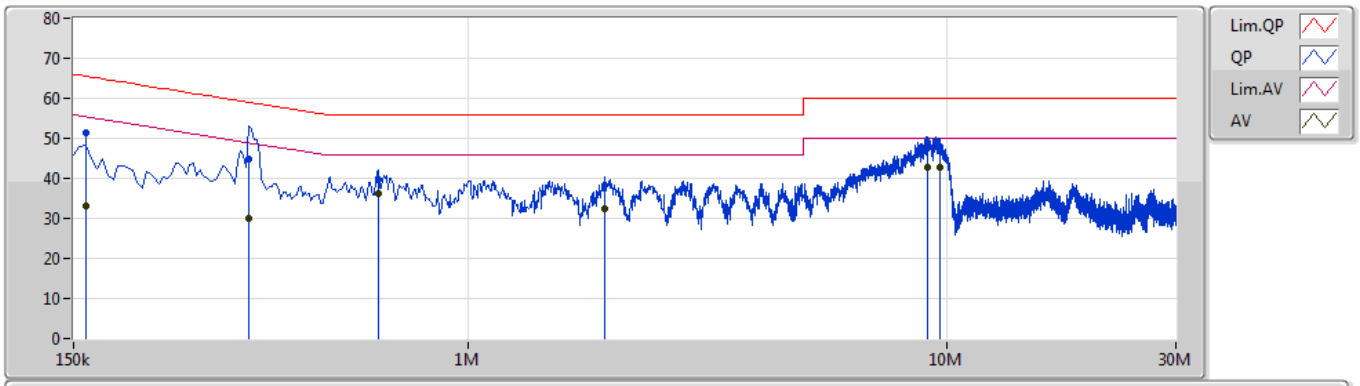

Type	Freq	Level	Limit	Margin	Factor	Condition	Comment	Raw	LISN	CL	AT
	(Hz)	(dBuV)	(dBuV)	(dB)	(dB)			(dBuV)	(dB)	(dB)	(dB)
QP	159k	51.39	65.52	-14.13	10.28	Neutral	-	41.11	0.06	0.07	10.15
AV	159k	33.04	55.52	-22.48	10.28	Neutral	-	22.76	0.06	0.07	10.15
QP	348k	44.83	59.00	-14.17	10.24	Neutral	-	34.59	0.06	0.06	10.12
AV	348k	29.91	49.00	-19.09	10.24	Neutral	-	19.67	0.06	0.06	10.12
QP	649.5k	39.72	56.00	-16.28	10.24	Neutral	-	29.48	0.07	0.07	10.10
AV	649.5k	36.08	46.00	-9.92	10.24	Neutral	-	25.84	0.07	0.07	10.10
QP	1.928M	38.28	56.00	-17.72	10.32	Neutral	-	27.96	0.09	0.10	10.13
AV	1.928M	32.34	46.00	-13.66	10.32	Neutral	-	22.02	0.09	0.10	10.13
QP	9.11M	48.00	60.00	-12.00	10.54	Neutral	-	37.46	0.21	0.21	10.12
AV	9.11M	42.70	50.00	-7.30	10.54	Neutral	-	32.16	0.21	0.21	10.12
QP	9.65M	47.97	60.00	-12.03	10.56	Neutral	-	37.41	0.22	0.22	10.12
AV	9.65M	42.76	50.00	-7.24	10.56	Neutral	"Worst"	32.20	0.22	0.22	10.12

Summary

Mode	Max-N dB (Hz)	Max-OBW (Hz)	ITU-Code	Min-N dB (Hz)	Min-OBW (Hz)
5.925-6.425GHz	-	-	-	-	-
802.11ax HEW20_Nss1,(MCS0)_2TX	21.065M	18.941M	18M9D1D	20.35M	18.866M
802.11ax HEW40_Nss1,(MCS0)_2TX	40.59M	37.831M	37M8D1D	39.38M	37.681M
802.11ax HEW80_Nss1,(MCS0)_2TX	82.06M	77.261M	77M3D1D	81.18M	76.862M
802.11ax HEW160_Nss1,(MCS0)_2TX	165M	155.922M	156MD1D	163.68M	155.522M
6.525-6.875GHz	-	-	-	-	-
802.11ax HEW20_Nss1,(MCS0)_2TX	21.175M	18.991M	19M0D1D	19.745M	18.891M
802.11ax HEW40_Nss1,(MCS0)_2TX	40.48M	37.781M	37M8D1D	40.04M	37.581M
802.11ax HEW80_Nss1,(MCS0)_2TX	82.28M	77.361M	77M4D1D	80.96M	76.962M
802.11ax HEW160_Nss1,(MCS0)_2TX	165.88M	155.922M	156MD1D	163.24M	155.322M

Max-N dB = Maximum 6dB down bandwidth for 5.725-5.85GHz band / Maximum 26dB down bandwidth for other band;
Max-OBW = Maximum 99% occupied bandwidth;
Min-N dB = Minimum 6dB down bandwidth for 5.725-5.85GHz band / Maximum 26dB down bandwidth for other band;
Min-OBW = Minimum 99% occupied bandwidth

Result

Mode	Result	Limit (Hz)	Port 1-N dB (Hz)	Port 1-OBW (Hz)	Port 2-N dB (Hz)	Port 2-OBW (Hz)
802.11ax HEW20_Nss1,(MCS0)_2TX	-	-	-	-	-	-
5955MHz	Pass	Inf	20.955M	18.916M	20.405M	18.916M
6175MHz	Pass	Inf	20.57M	18.941M	20.35M	18.866M
6415MHz	Pass	Inf	21.065M	18.916M	20.57M	18.891M
6535MHz	Pass	Inf	20.57M	18.966M	21.175M	18.916M
6695MHz	Pass	Inf	20.845M	18.941M	19.745M	18.891M
6855MHz	Pass	Inf	20.35M	18.916M	20.295M	18.991M
802.11ax HEW40_Nss1,(MCS0)_2TX	-	-	-	-	-	-
5965MHz	Pass	Inf	40.37M	37.681M	40.26M	37.831M
6165MHz	Pass	Inf	39.38M	37.731M	40.15M	37.731M
6405MHz	Pass	Inf	40.15M	37.681M	40.59M	37.681M
6565MHz	Pass	Inf	40.37M	37.781M	40.48M	37.731M
6685MHz	Pass	Inf	40.48M	37.681M	40.04M	37.581M
6845MHz	Pass	Inf	40.04M	37.681M	40.48M	37.731M
802.11ax HEW80_Nss1,(MCS0)_2TX	-	-	-	-	-	-
5985MHz	Pass	Inf	82.06M	77.161M	81.62M	77.161M
6145MHz	Pass	Inf	81.84M	77.061M	81.18M	77.261M
6385MHz	Pass	Inf	81.4M	76.862M	81.4M	77.061M
6625MHz	Pass	Inf	81.4M	77.261M	80.96M	76.962M
6705MHz	Pass	Inf	82.06M	77.261M	81.84M	76.962M
6785MHz	Pass	Inf	82.06M	77.261M	82.28M	77.361M
802.11ax HEW160_Nss1,(MCS0)_2TX	-	-	-	-	-	-
6025MHz	Pass	Inf	164.56M	155.722M	163.68M	155.522M
6185MHz	Pass	Inf	165M	155.922M	164.12M	155.722M
6345MHz	Pass	Inf	165M	155.522M	164.56M	155.722M
6665MHz	Pass	Inf	165.88M	155.922M	163.24M	155.322M

Port X-N dB = Port X 6dB down bandwidth for 5.725-5.85GHz band / 26dB down bandwidth for other band
Port X-OBW = Port X 99% occupied bandwidth

5.925-6.425GHz_802.11ax HEW20_Nss1,(MCS0)_2TX **EBW**

5955MHz

11/09/2023

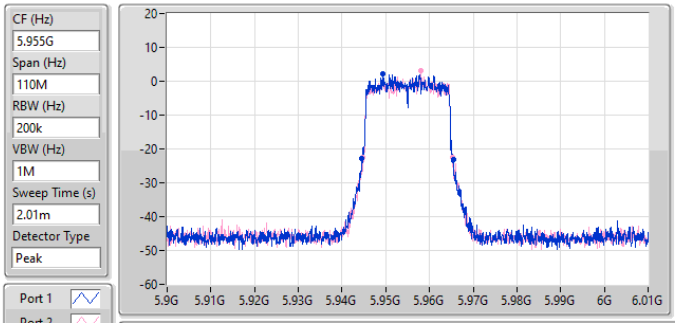

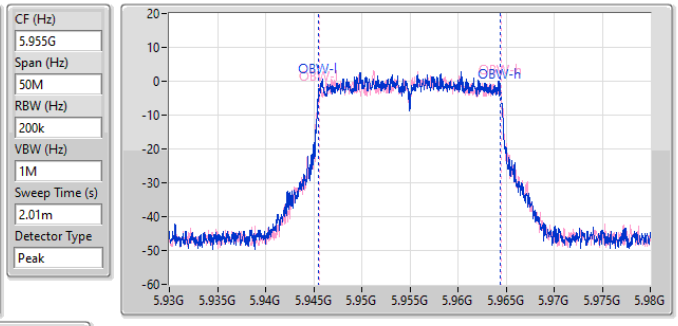

26dB(Hz)	Fl-26dB(Hz)	Fh-26dB(Hz)	OBW(Hz)	Fl-OBW(Hz)	Fh-OBW(Hz)	Limit(Hz)	Port
20.955M	5.944495G	5.96545G	18.916M	5.94553G	5.964445G	Inf	1
20.405M	5.944825G	5.96523G	18.916M	5.945555G	5.96447G	Inf	2

5.925-6.425GHz_802.11ax HEW20_Nss1,(MCS0)_2TX **EBW**

6175MHz

11/09/2023

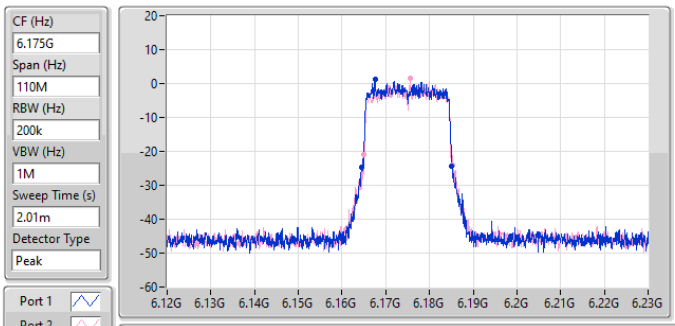

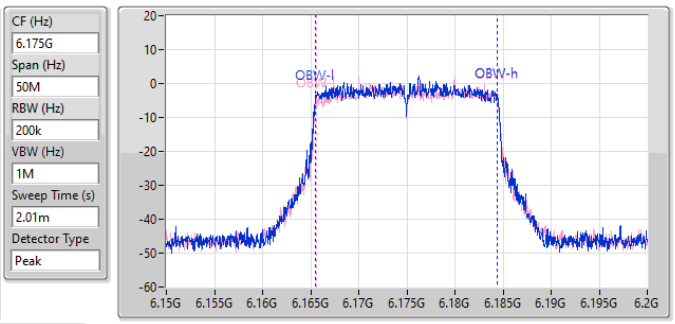

26dB(Hz)	Fl-26dB(Hz)	Fh-26dB(Hz)	OBW(Hz)	Fl-OBW(Hz)	Fh-OBW(Hz)	Limit(Hz)	Port
20.57M	6.16455G	6.18512G	18.941M	6.165505G	6.184445G	Inf	1
20.35M	6.165045G	6.185395G	18.866M	6.16558G	6.184445G	Inf	2

5.925-6.425GHz_802.11ax HEW20_Nss1,(MCS0)_2TX **EBW**

6415MHz

11/09/2023

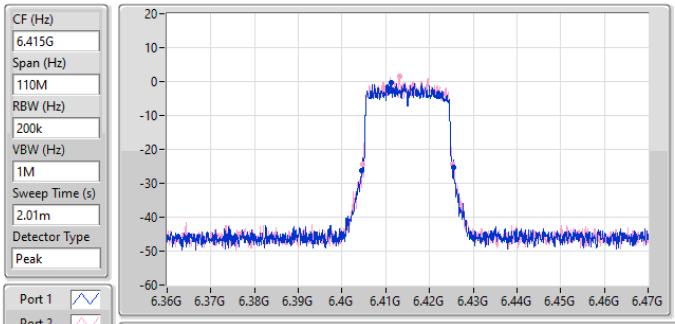

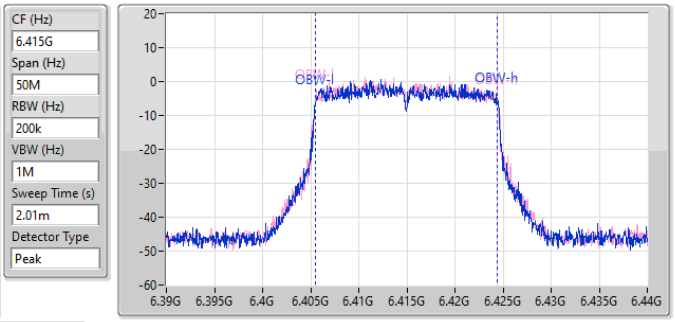

26dB(Hz)	Fl-26dB(Hz)	Fh-26dB(Hz)	OBW(Hz)	Fl-OBW(Hz)	Fh-OBW(Hz)	Limit(Hz)	Port
21.065M	6.404495G	6.42556G	18.916M	6.40553G	6.424445G	Inf	1
20.57M	6.404715G	6.425285G	18.891M	6.40553G	6.42442G	Inf	2

6.525-6.875GHz_802.11ax HEW20_Nss1,(MCS0)_2TX **EBW**

6535MHz

11/09/2023

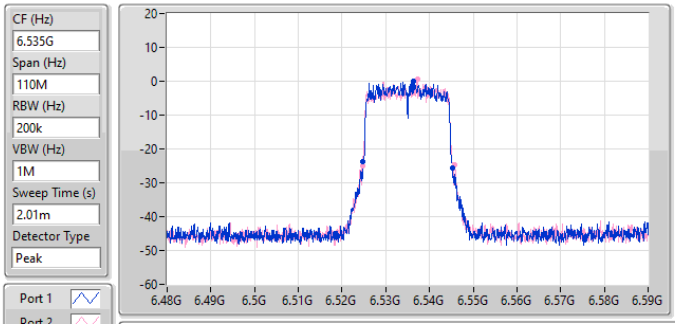

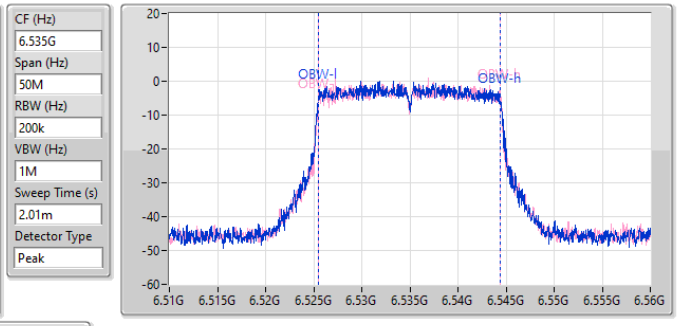

26dB(Hz)	Fl-26dB(Hz)	Fh-26dB(Hz)	OBW(Hz)	Fl-OBW(Hz)	Fh-OBW(Hz)	Limit(Hz)	Port
20.57M	6.524715G	6.545285G	18.966M	6.52548G	6.544445G	Inf	1
21.175M	6.52466G	6.545835G	18.916M	6.52553G	6.544445G	Inf	2

6.525-6.875GHz_802.11ax HEW20_Nss1,(MCS0)_2TX **EBW**

6695MHz

11/09/2023

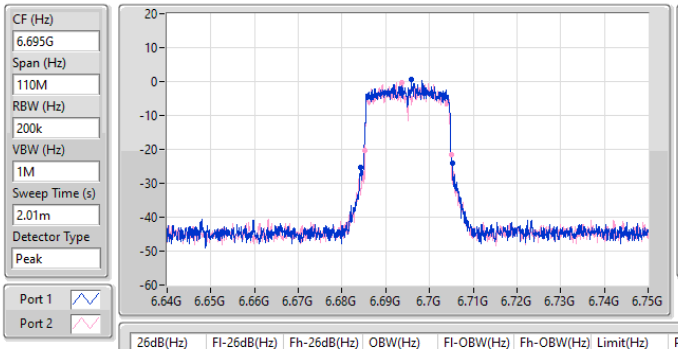

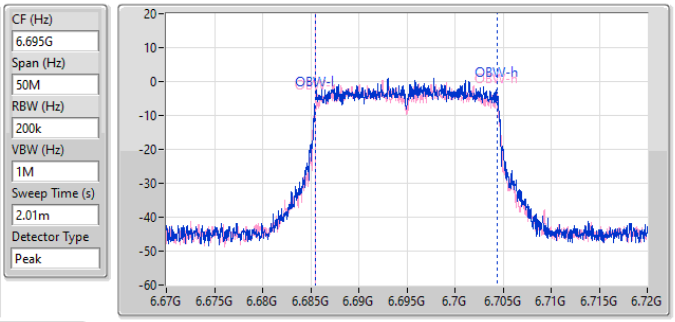

26dB(Hz)	Fl-26dB(Hz)	Fh-26dB(Hz)	OBW(Hz)	Fl-OBW(Hz)	Fh-OBW(Hz)	Limit(Hz)	Port
20.845M	6.68433G	6.705175G	18.941M	6.685505G	6.704445G	Inf	1
19.745M	6.68521G	6.704955G	18.891M	6.68553G	6.70442G	Inf	2

6.525-6.875GHz_802.11ax HEW20_Nss1,(MCS0)_2TX **EBW**

6855MHz

11/09/2023

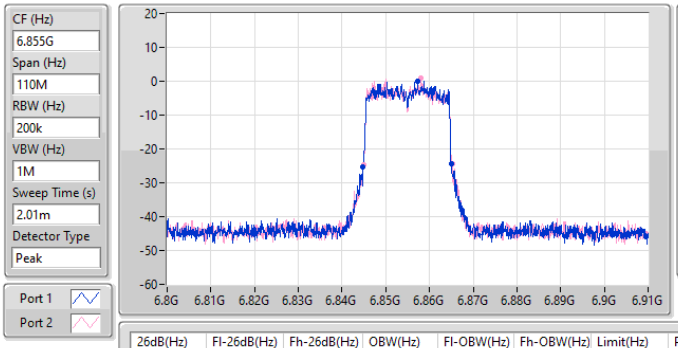

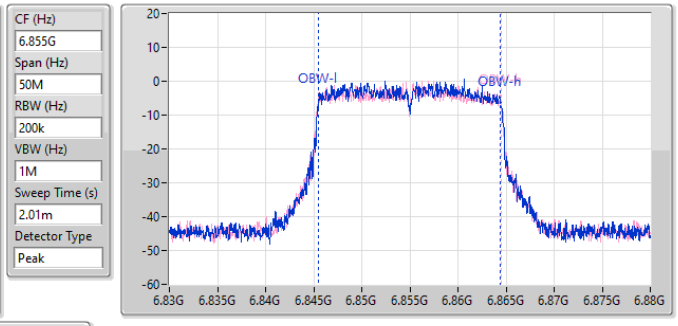

26dB(Hz)	Fl-26dB(Hz)	Fh-26dB(Hz)	OBW(Hz)	Fl-OBW(Hz)	Fh-OBW(Hz)	Limit(Hz)	Port
20.35M	6.844715G	6.865065G	18.916M	6.84553G	6.864445G	Inf	1
20.295M	6.84488G	6.865175G	18.991M	6.84548G	6.86447G	Inf	2

5.925-6.425GHz_802.11ax HEW40_Nss1,(MCS0)_2TX **EBW**

5965MHz

11/09/2023

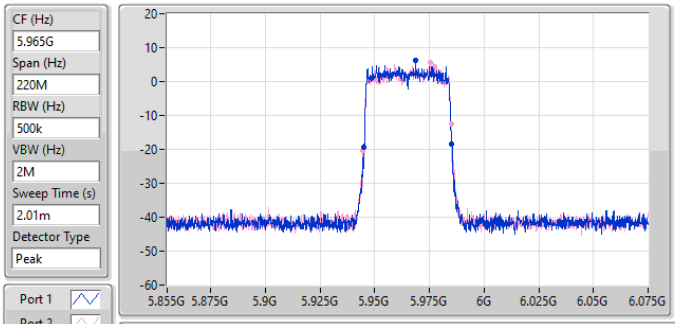

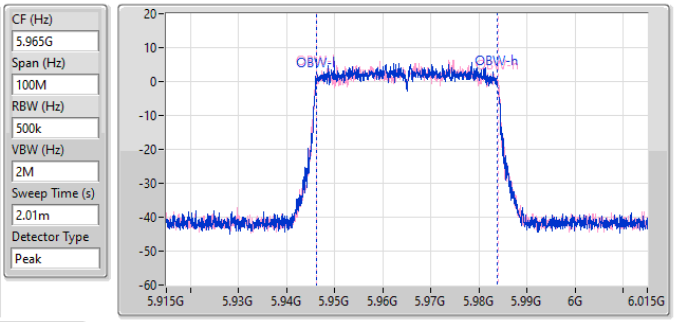

26dB(Hz)	Fl-26dB(Hz)	Fh-26dB(Hz)	OBW(Hz)	Fl-OBW(Hz)	Fh-OBW(Hz)	Limit(Hz)	Port
40.37M	5.94487G	5.98524G	37.681M	5.946109G	5.983791G	Inf	1
40.26M	5.94465G	5.98491G	37.831M	5.946159G	5.983991G	Inf	2

5.925-6.425GHz_802.11ax HEW40_Nss1,(MCS0)_2TX **EBW**

6165MHz

11/09/2023

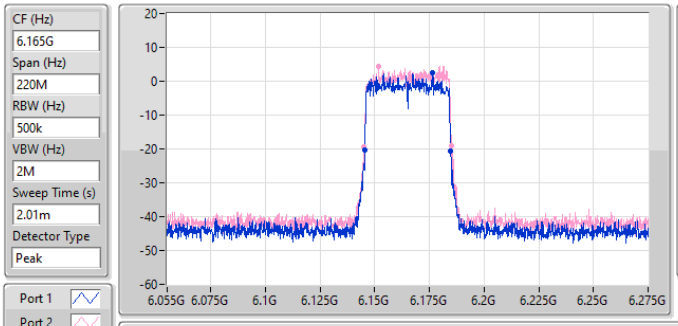

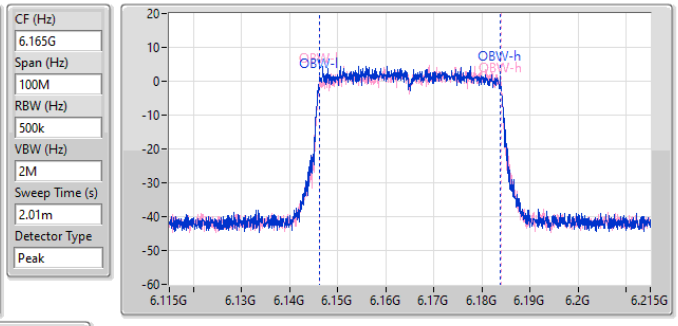

26dB(Hz)	Fl-26dB(Hz)	Fh-26dB(Hz)	OBW(Hz)	Fl-OBW(Hz)	Fh-OBW(Hz)	Limit(Hz)	Port
39.38M	6.14542G	6.1848G	37.731M	6.146109G	6.183841G	Inf	1
40.15M	6.14509G	6.18524G	37.731M	6.146209G	6.183941G	Inf	2

5.925-6.425GHz_802.11ax HEW40_Nss1,(MCS0)_2TX **EBW**

6405MHz

11/09/2023

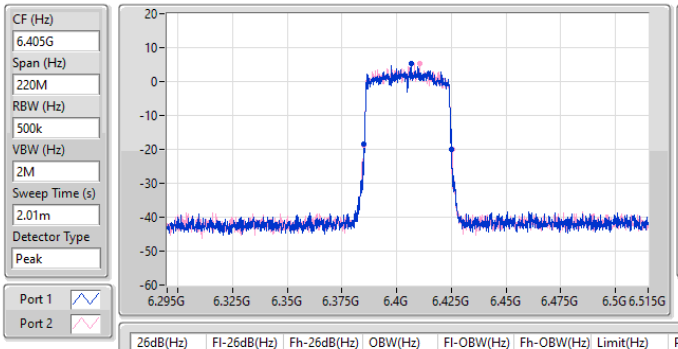

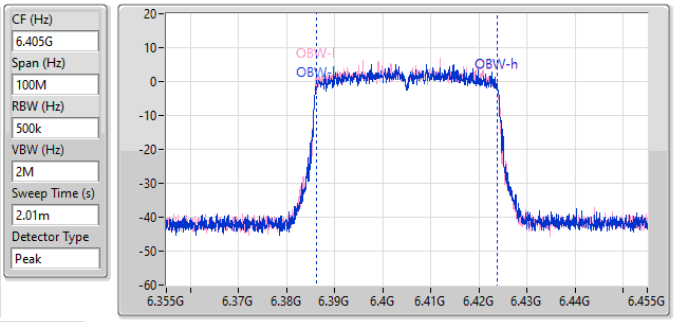

26dB(Hz)	Fl-26dB(Hz)	Fh-26dB(Hz)	OBW(Hz)	Fl-OBW(Hz)	Fh-OBW(Hz)	Limit(Hz)	Port
40.15M	6.38498G	6.42513G	37.681M	6.386159G	6.423841G	Inf	1
40.59M	6.38487G	6.42546G	37.681M	6.386109G	6.423791G	Inf	2

6.525-6.875GHz_802.11ax HEW40_Nss1,(MCS0)_2TX **EBW**

6565MHz

11/09/2023

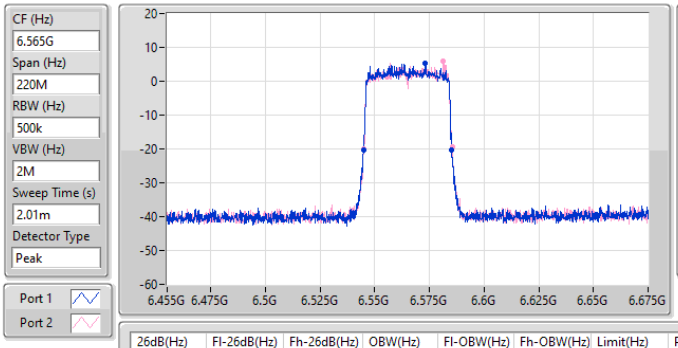

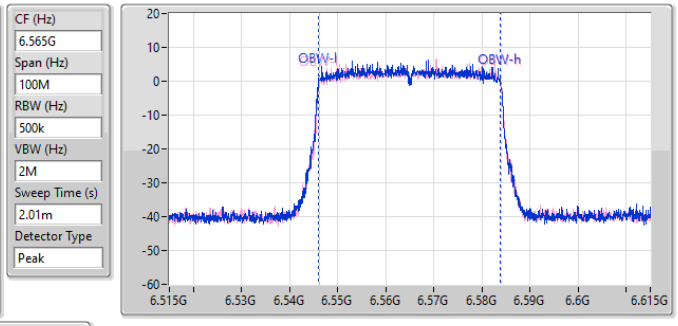

26dB(Hz)	Fl-26dB(Hz)	Fh-26dB(Hz)	OBW(Hz)	Fl-OBW(Hz)	Fh-OBW(Hz)	Limit(Hz)	Port
40.37M	6.54476G	6.58513G	37.781M	6.546059G	6.583841G	Inf	1
40.48M	6.54487G	6.58535G	37.731M	6.546209G	6.583941G	Inf	2

6.525-6.875GHz_802.11ax HEW40_Nss1,(MCS0)_2TX **EBW**

6685MHz

11/09/2023

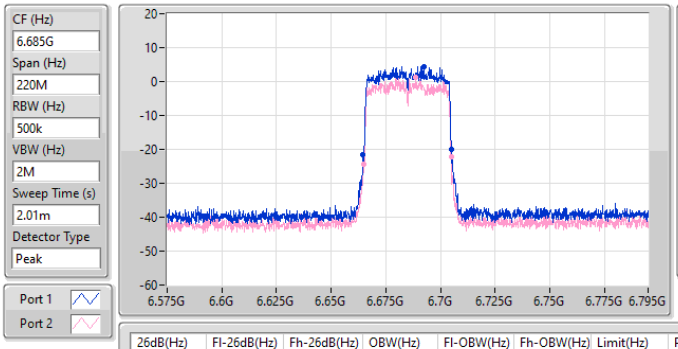

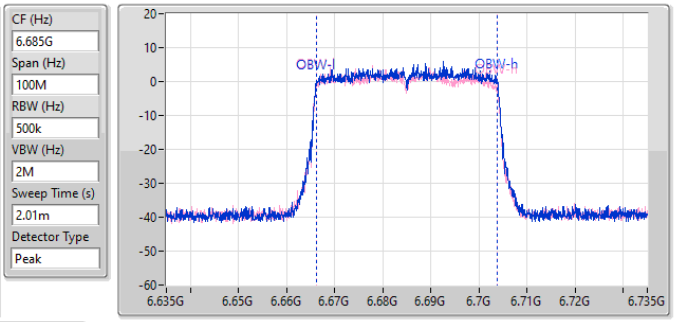

26dB(Hz)	Fl-26dB(Hz)	Fh-26dB(Hz)	OBW(Hz)	Fl-OBW(Hz)	Fh-OBW(Hz)	Limit(Hz)	Port
40.48M	6.66465G	6.70513G	37.681M	6.666159G	6.703841G	Inf	1
40.04M	6.66487G	6.70491G	37.581M	6.666159G	6.703741G	Inf	2

6.525-6.875GHz_802.11ax HEW40_Nss1,(MCS0)_2TX **EBW**

6845MHz

11/09/2023

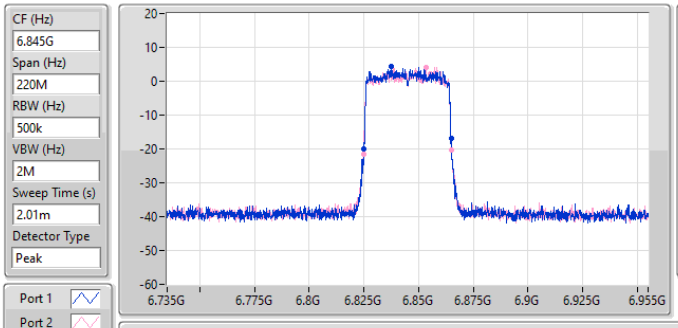

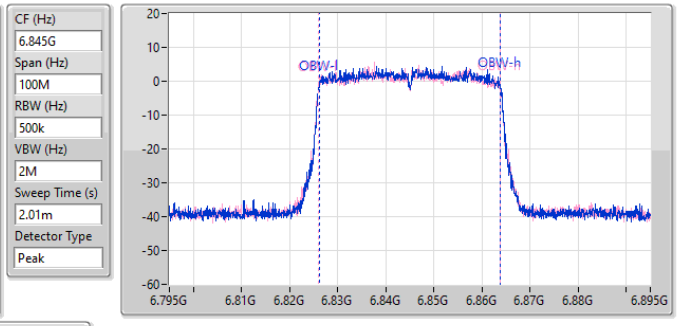

26dB(Hz)	Fl-26dB(Hz)	Fh-26dB(Hz)	OBW(Hz)	Fl-OBW(Hz)	Fh-OBW(Hz)	Limit(Hz)	Port
40.04M	6.82498G	6.86502G	37.681M	6.826159G	6.863841G	Inf	1
40.48M	6.82476G	6.86524G	37.731M	6.826059G	6.863791G	Inf	2

5.925-6.425GHz_802.11ax HEW80_Nss1,(MCS0)_2TX **EBW**

5985MHz

11/09/2023

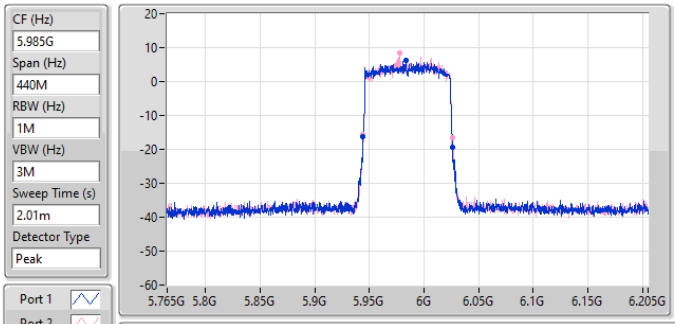

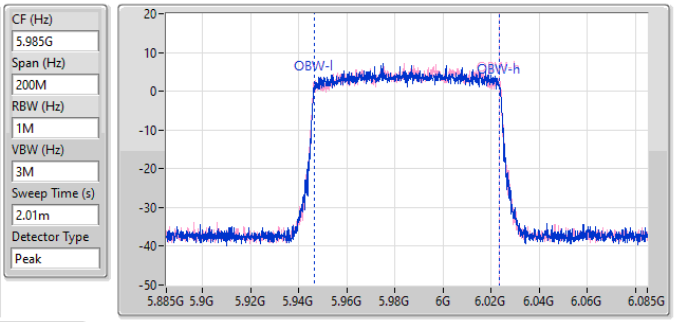

26dB(Hz)	Fl-26dB(Hz)	Fh-26dB(Hz)	OBW(Hz)	Fl-OBW(Hz)	Fh-OBW(Hz)	Limit(Hz)	Port
82.06M	5.94408G	6.02614G	77.161M	5.946519G	6.023681G	Inf	1
81.62M	5.94408G	6.0257G	77.161M	5.946519G	6.023681G	Inf	2

5.925-6.425GHz_802.11ax HEW80_Nss1,(MCS0)_2TX **EBW**

6145MHz

11/09/2023

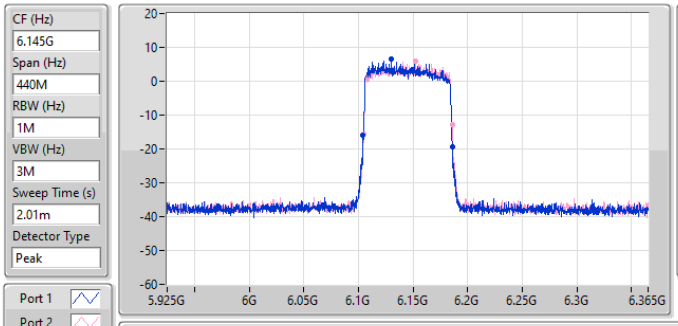

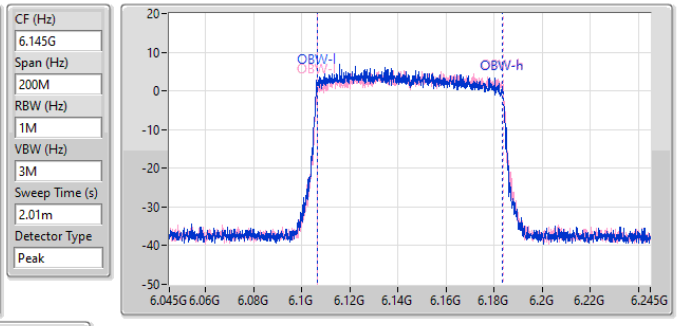

26dB(Hz)	Fl-26dB(Hz)	Fh-26dB(Hz)	OBW(Hz)	Fl-OBW(Hz)	Fh-OBW(Hz)	Limit(Hz)	Port
81.84M	6.1043G	6.18614G	77.061M	6.106319G	6.183381G	Inf	1
81.18M	6.10452G	6.1857G	77.261M	6.106519G	6.183781G	Inf	2

5.925-6.425GHz_802.11ax HEW80_Nss1,(MCS0)_2TX **EBW**

6385MHz

11/09/2023

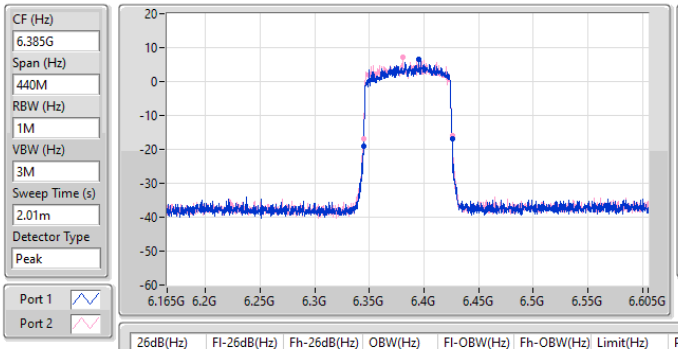

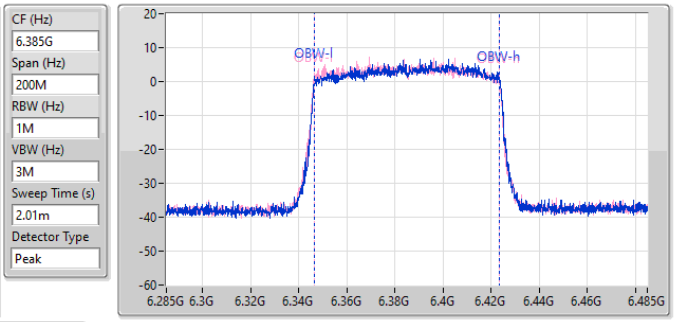

26dB(Hz)	Fl-26dB(Hz)	Fh-26dB(Hz)	OBW(Hz)	Fl-OBW(Hz)	Fh-OBW(Hz)	Limit(Hz)	Port
81.4M	6.34452G	6.42592G	76.862M	6.346719G	6.423581G	Inf	1
81.4M	6.34452G	6.42592G	77.061M	6.346419G	6.423481G	Inf	2

6.525-6.875GHz_802.11ax HEW80_Nss1,(MCS0)_2TX **EBW**

6625MHz

11/09/2023

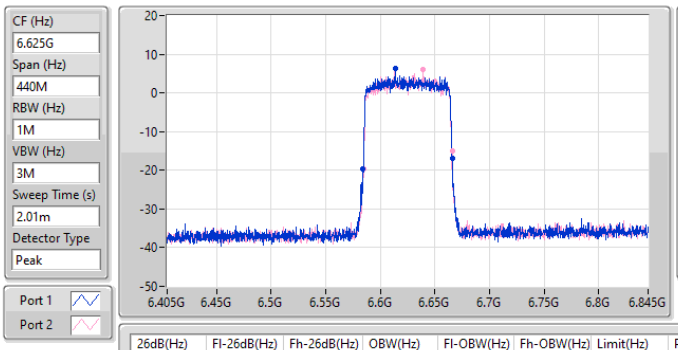

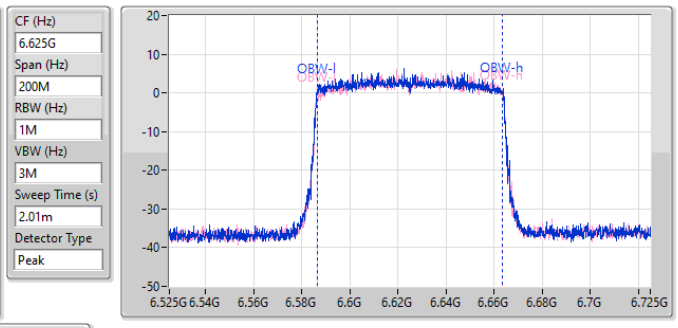

26dB(Hz)	Fl-26dB(Hz)	Fh-26dB(Hz)	OBW(Hz)	Fl-OBW(Hz)	Fh-OBW(Hz)	Limit(Hz)	Port
81.4M	6.5843G	6.6657G	77.261M	6.586419G	6.663681G	Inf	1
80.96M	6.58474G	6.6657G	76.962M	6.586619G	6.663581G	Inf	2

6.525-6.875GHz_802.11ax HEW80_Nss1,(MCS0)_2TX **EBW**

6705MHz

11/09/2023

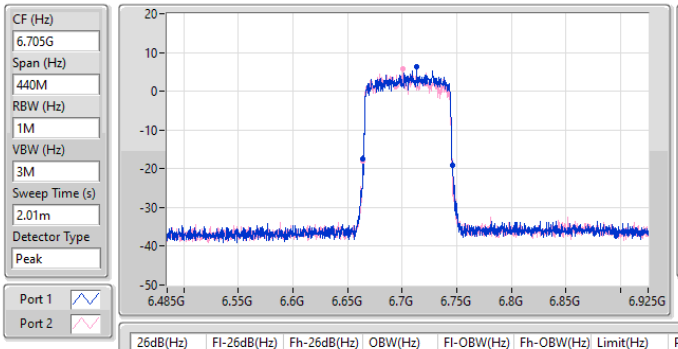

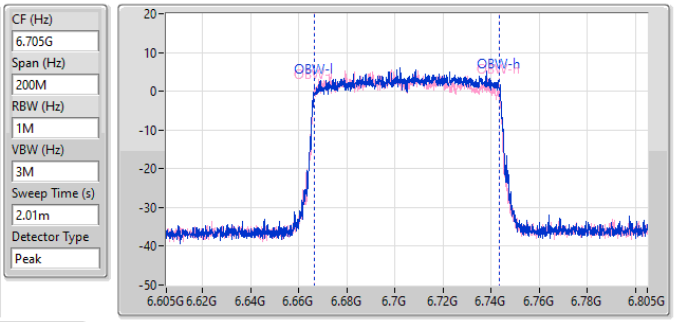

26dB(Hz)	Fl-26dB(Hz)	Fh-26dB(Hz)	OBW(Hz)	Fl-OBW(Hz)	Fh-OBW(Hz)	Limit(Hz)	Port
82.06M	6.66386G	6.74592G	77.261M	6.666419G	6.743681G	Inf	1
81.84M	6.6643G	6.74614G	76.962M	6.666419G	6.743381G	Inf	2

6.525-6.875GHz_802.11ax HEW80_Nss1,(MCS0)_2TX **EBW**

6785MHz

11/09/2023

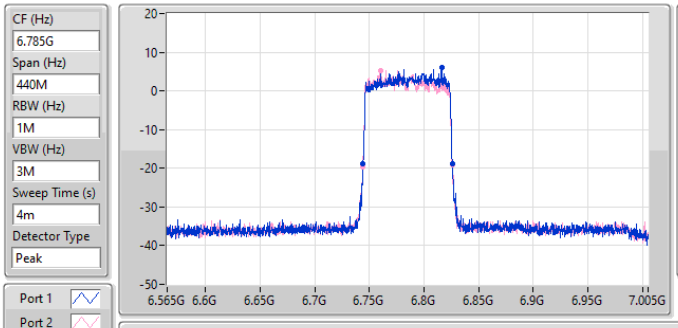

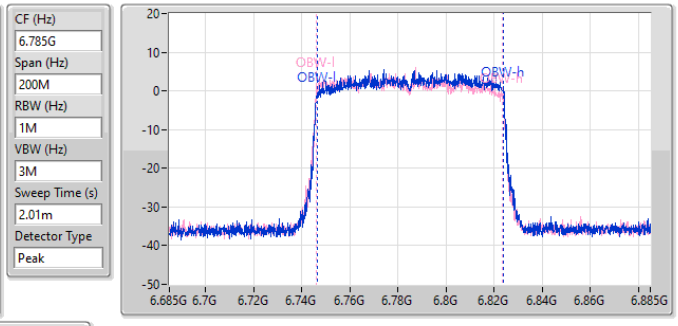

26dB(Hz)	Fl-26dB(Hz)	Fh-26dB(Hz)	OBW(Hz)	Fl-OBW(Hz)	Fh-OBW(Hz)	Limit(Hz)	Port
82.06M	6.7443G	6.82636G	77.261M	6.746519G	6.823781G	Inf	1
82.28M	6.74386G	6.82614G	77.361M	6.746219G	6.823581G	Inf	2

5.925-6.425GHz_802.11ax HEW160_Nss1,(MCS0)_2TX **EBW**

6025MHz

11/09/2023

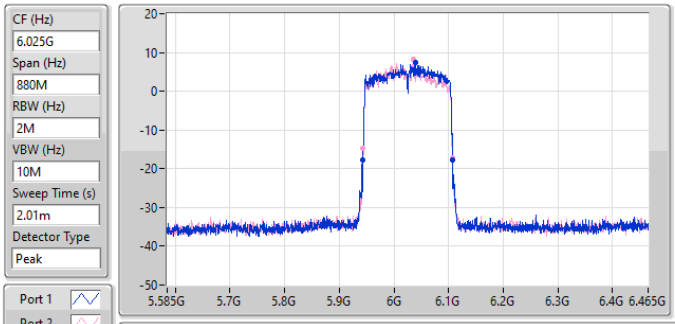

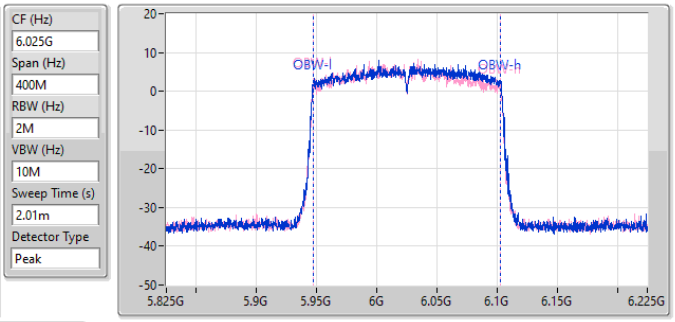

26dB(Hz)	Fl-26dB(Hz)	Fh-26dB(Hz)	OBW(Hz)	Fl-OBW(Hz)	Fh-OBW(Hz)	Limit(Hz)	Port
164.56M	5.94272G	6.10728G	155.722M	5.947439G	6.103161G	Inf	1
163.68M	5.9436G	6.10728G	155.522M	5.947239G	6.102761G	Inf	2

5.925-6.425GHz_802.11ax HEW160_Nss1,(MCS0)_2TX **EBW**

6185MHz

11/09/2023

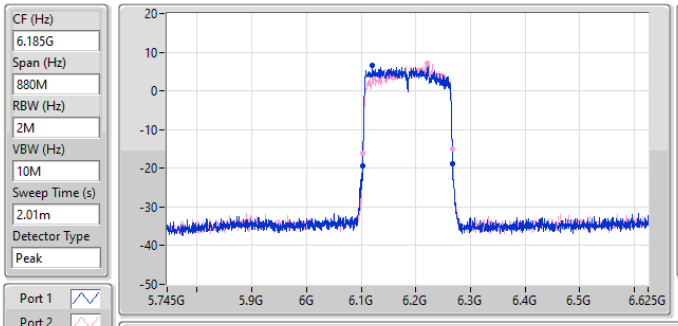

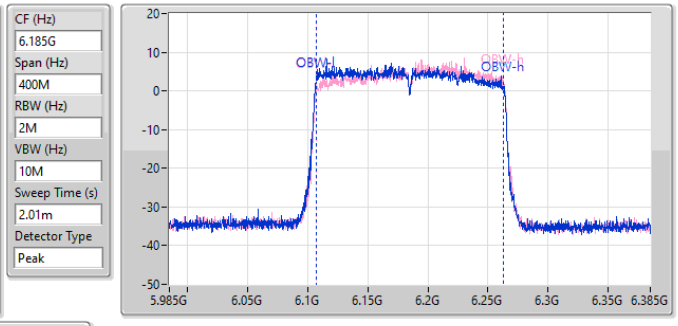

26dB(Hz)	Fl-26dB(Hz)	Fh-26dB(Hz)	OBW(Hz)	Fl-OBW(Hz)	Fh-OBW(Hz)	Limit(Hz)	Port
165M	6.10228G	6.26728G	155.922M	6.106839G	6.262761G	Inf	1
164.12M	6.10316G	6.26728G	155.722M	6.107439G	6.263161G	Inf	2

5.925-6.425GHz_802.11ax HEW160_Nss1,(MCS0)_2TX **EBW**

6345MHz

11/09/2023

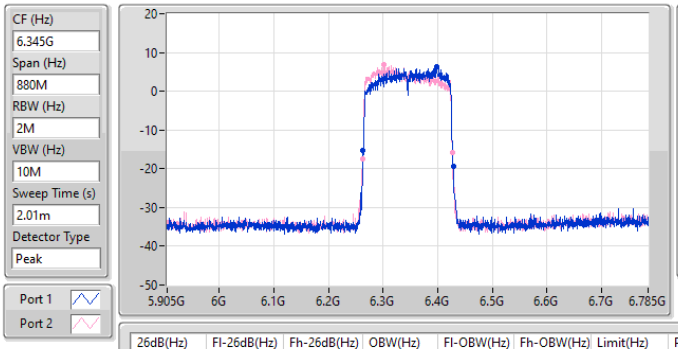

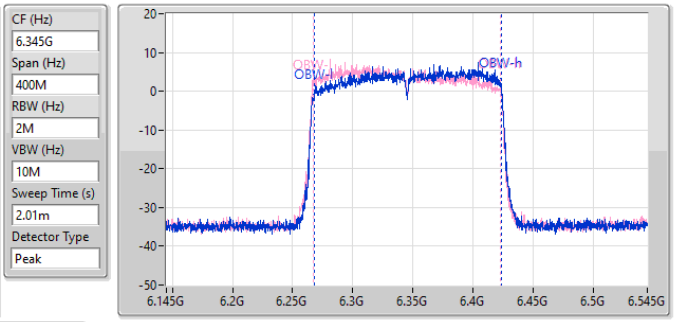

26dB(Hz)	Fl-26dB(Hz)	Fh-26dB(Hz)	OBW(Hz)	Fl-OBW(Hz)	Fh-OBW(Hz)	Limit(Hz)	Port
165M	6.2636G	6.4286G	155.522M	6.267839G	6.423361G	Inf	1
164.56M	6.26228G	6.42684G	155.722M	6.266839G	6.422561G	Inf	2

6.525-6.875GHz_802.11ax HEW160_Nss1,(MCS0)_2TX **EBW**

6665MHz

11/09/2023

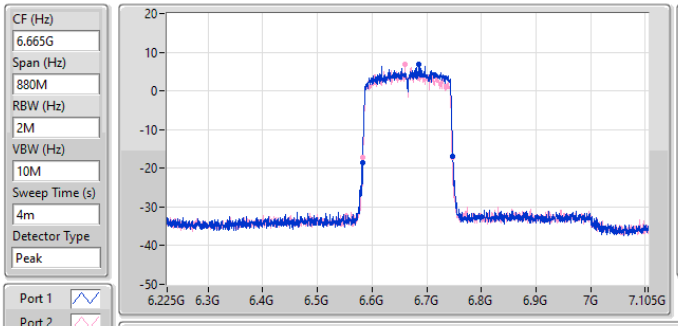

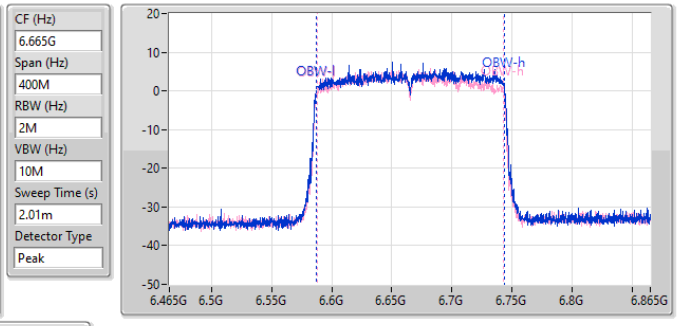

26dB(Hz)	Fl-26dB(Hz)	Fh-26dB(Hz)	OBW(Hz)	Fl-OBW(Hz)	Fh-OBW(Hz)	Limit(Hz)	Port
165.88M	6.58228G	6.74816G	155.922M	6.587439G	6.743361G	Inf	1
163.24M	6.58316G	6.7464G	155.322M	6.587639G	6.742961G	Inf	2

Summary

Mode	EIRP (dBm)	EIRP (W)
5.925-6.425GHz	-	-
802.11ax HEW20_Nss1,(MCS0)_2TX	34.04	2.53513
802.11ax HEW40_Nss1,(MCS0)_2TX	35.90	3.89045
802.11ax HEW80_Nss1,(MCS0)_2TX	35.84	3.83707
802.11ax HEW160_Nss1,(MCS0)_2TX	35.89	3.88150
6.525-6.875GHz	-	-
802.11ax HEW20_Nss1,(MCS0)_2TX	34.24	2.65461
802.11ax HEW40_Nss1,(MCS0)_2TX	35.98	3.96278
802.11ax HEW80_Nss1,(MCS0)_2TX	35.97	3.95367
802.11ax HEW160_Nss1,(MCS0)_2TX	35.74	3.74973

Result

Mode	Result	Radiated EIRP (dBm)	EIRP Limit (dBm)
802.11ax HEW20_Nss1,(MCS0)_2TX	-	-	-
5955MHz	Pass	34.04	36.00
6175MHz	Pass	33.74	36.00
6415MHz	Pass	33.77	36.00
6535MHz	Pass	33.79	36.00
6695MHz	Pass	34.24	36.00
6855MHz	Pass	33.86	36.00
802.11ax HEW40_Nss1,(MCS0)_2TX		-	-
5965MHz	Pass	35.79	36.00
6165MHz	Pass	35.90	36.00
6405MHz	Pass	35.77	36.00
6565MHz	Pass	35.98	36.00
6685MHz	Pass	35.84	36.00
6845MHz	Pass	35.78	36.00
802.11ax HEW80_Nss1,(MCS0)_2TX		-	-
5985MHz	Pass	35.64	36.00
6145MHz	Pass	35.84	36.00
6385MHz	Pass	35.76	36.00
6625MHz	Pass	35.89	36.00
6705MHz	Pass	35.97	36.00
6785MHz	Pass	35.93	36.00
802.11ax HEW160_Nss1,(MCS0)_2TX		-	-
6025MHz	Pass	35.67	36.00
6185MHz	Pass	35.23	36.00
6345MHz	Pass	35.89	36.00
6665MHz	Pass	35.74	36.00

DG = Directional Gain; Port X = Port X output power

EIRP;Band:6.2G;ax20;BWch:20MHz;Nss:1,(M0);Nant:2;Ch:5955MHz;TnomVnom

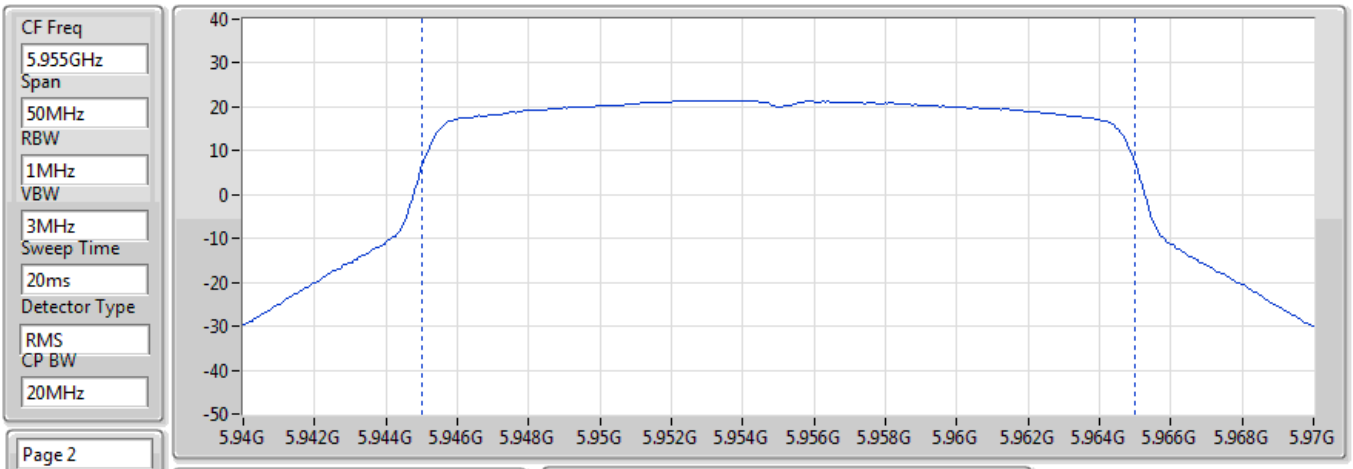

EIRP (dBm)
34.04

EIRP=Pr+Lp [Lp Free Space Path Loss]
Pr=Pmeas-Gr+Lc-Gamp

Pmeas	Gr (dBi)	Lc (dB)	Gamp (dB)	Lp (dB)
13.30	10.20	6.38	32.98	57.54

EIRP;Band:6.2G;ax20;BWch:20MHz;Nss:1,(M0);Nant:2;Ch:6175MHz;TnomVnom

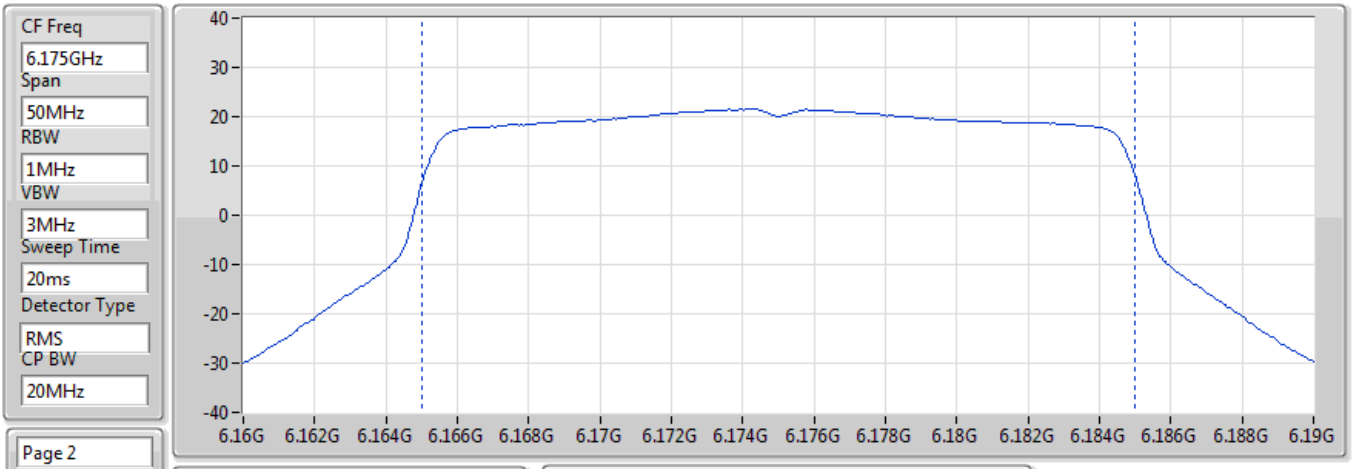

EIRP (dBm)
33.74

EIRP=Pr+Lp [Lp Free Space Path Loss]
Pr=Pmeas-Gr+Lc-Gamp

Pmeas	Gr (dBi)	Lc (dB)	Gamp (dB)	Lp (dB)
12.71	10.30	6.49	33.02	57.86

EIRP;Band:6.2G;ax20;BWch:20MHz;Nss:1,(M0);Nant:2;Ch:6415MHz;TnomVnom

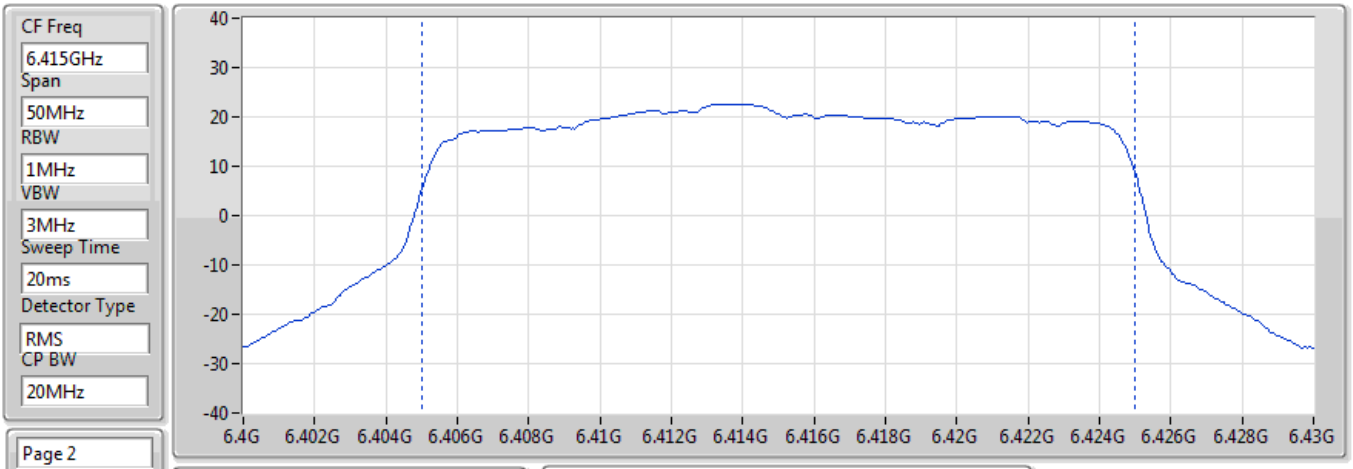

EIRP (dBm)
33.77

EIRP=Pr+Lp [Lp Free Space Path Loss]
Pr=Pmeas-Gr+Lc-Gamp

Pmeas	Gr (dBi)	Lc (dB)	Gamp (dB)	Lp (dB)
12.64	10.63	6.61	33.04	58.19

EIRP;Band:6.7G;ax20;BWch:20MHz;Nss:1,(M0);Nant:2;Ch:6535MHz;TnomVnom

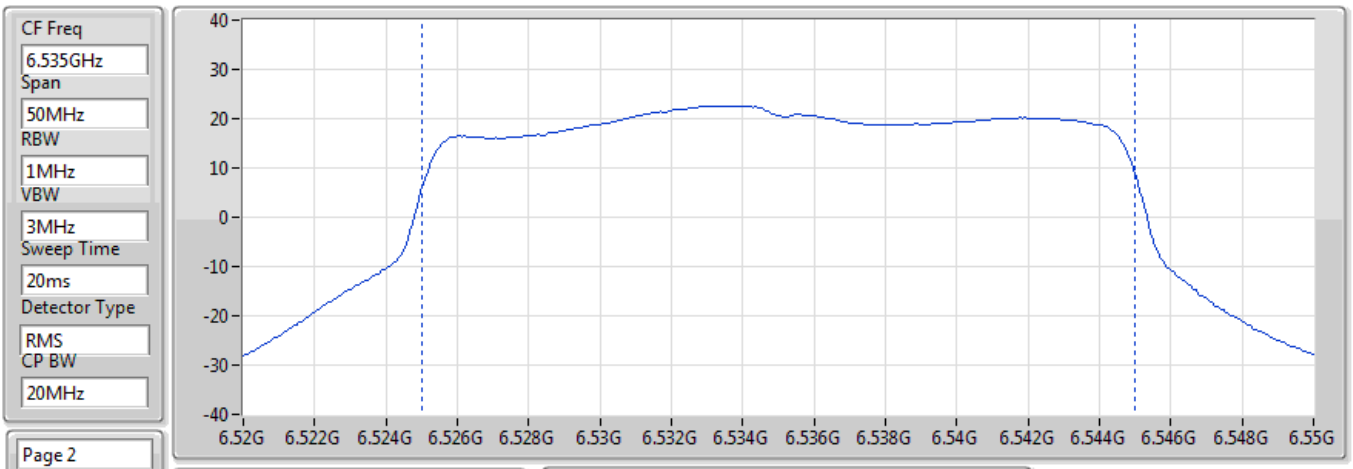

EIRP (dBm)
33.79

EIRP=Pr+Lp [Lp Free Space Path Loss]
Pr=Pmeas-Gr+Lc-Gamp

Pmeas	Gr (dBi)	Lc (dB)	Gamp (dB)	Lp (dB)
12.21	10.46	6.74	33.05	58.35

EIRP;Band:6.7G;ax20;BWch:20MHz;Nss:1,(M0);Nant:2;Ch:6695MHz;TnomVnom

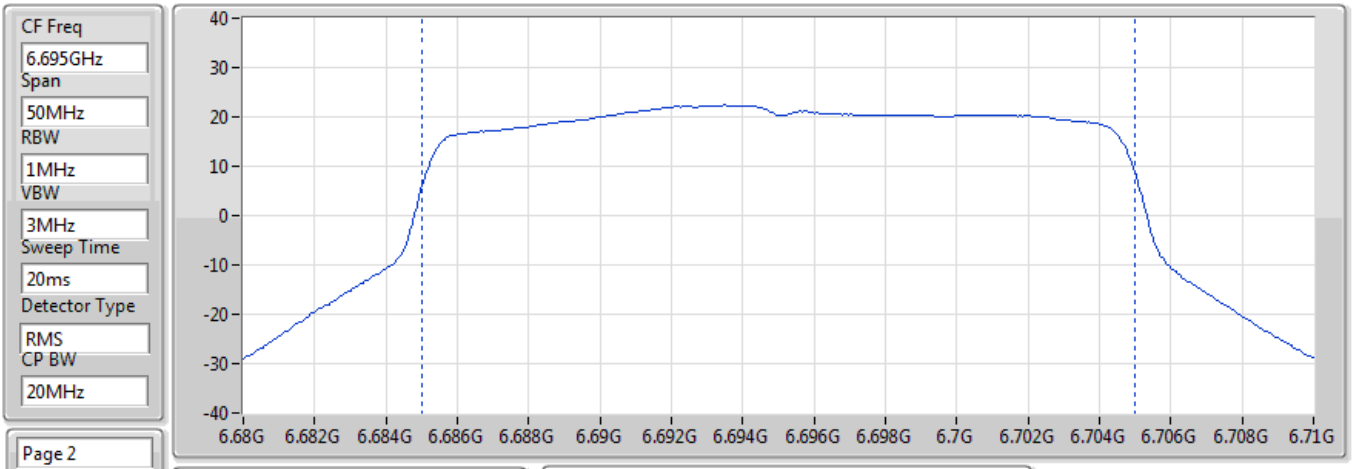

EIRP (dBm)
34.24

EIRP=Pr+Lp [Lp Free Space Path Loss]
Pr=Pmeas-Gr+Lc-Gamp

Pmeas	Gr (dBi)	Lc (dB)	Gamp (dB)	Lp (dB)
12.31	10.40	6.80	33.03	58.56

EIRP;Band:6.7G;ax20;BWch:20MHz;Nss:1,(M0);Nant:2;Ch:6855MHz;TnomVnom

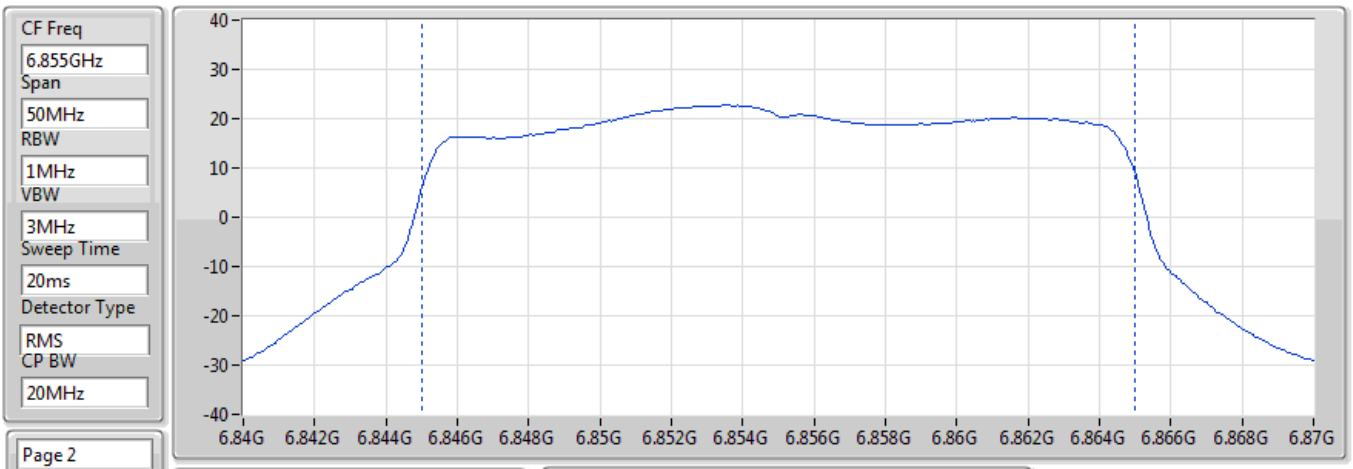

EIRP (dBm)
33.86

EIRP=Pr+Lp [Lp Free Space Path Loss]
Pr=Pmeas-Gr+Lc-Gamp

Pmeas	Gr (dBi)	Lc (dB)	Gamp (dB)	Lp (dB)
11.69	10.40	6.83	33.02	58.76

EIRP;Band:6.2G;ax40;BWch:40MHz;Nss:1,(M0);Nant:2;Ch:5965MHz;TnomVnom

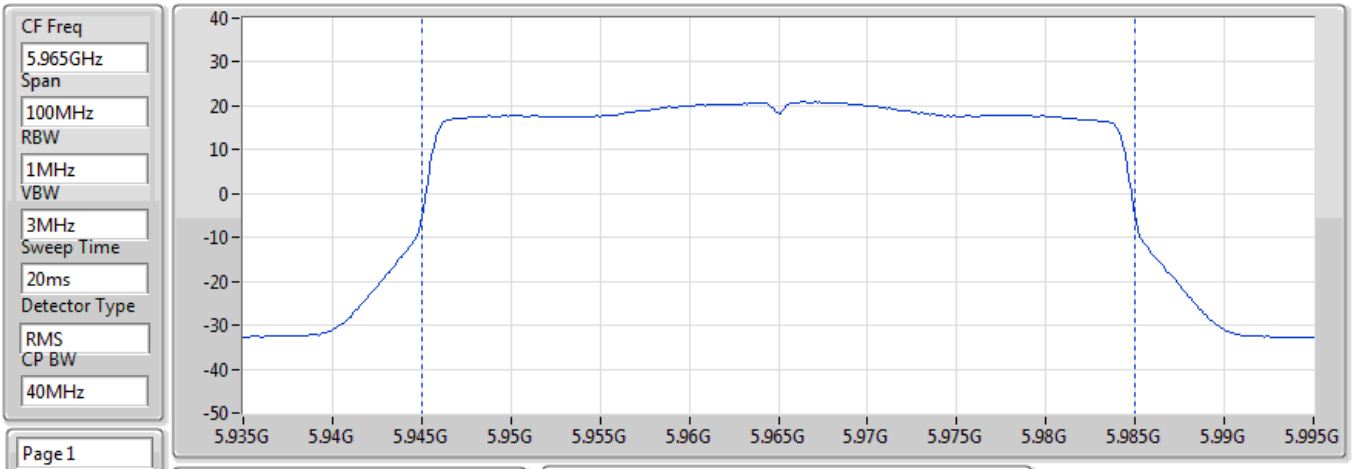

EIRP (dBm)
35.79

EIRP=Pr+Lp [Lp Free Space Path Loss]
Pr=Pmeas-Gr+Lc-Gamp

Pmeas	Gr (dBi)	Lc (dB)	Gamp (dB)	Lp (dB)
15.05	10.20	6.38	32.99	57.55

EIRP;Band:6.2G;ax40;BWch:40MHz;Nss:1,(M0);Nant:2;Ch:6165MHz;TnomVnom

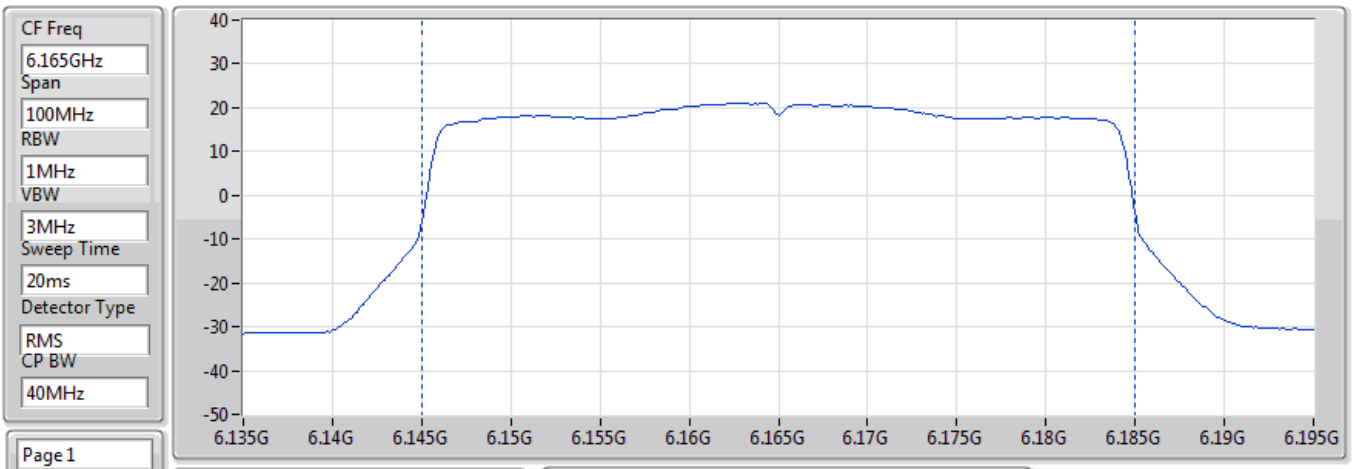

EIRP (dBm)
35.9

EIRP=Pr+Lp [Lp Free Space Path Loss]
Pr=Pmeas-Gr+Lc-Gamp

Pmeas	Gr (dBi)	Lc (dB)	Gamp (dB)	Lp (dB)
14.90	10.30	6.48	33.02	57.84

EIRP;Band:6.2G;ax40;BWch:40MHz;Nss:1,(M0);Nant:2;Ch:6405MHz;TnomVnom

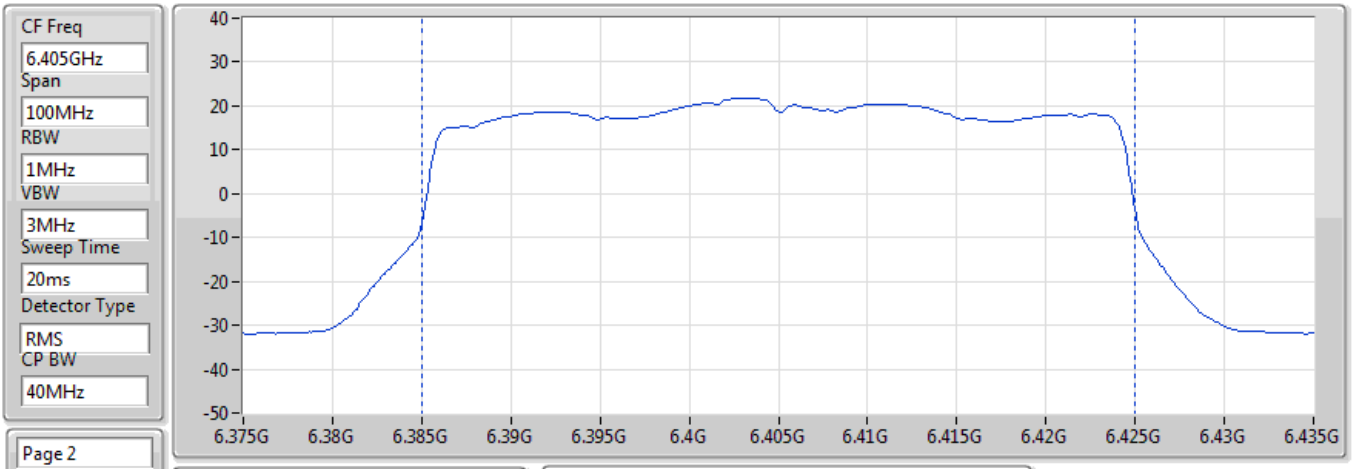

EIRP (dBm)
35.77

EIRP=Pr+Lp [Lp Free Space Path Loss]
Pr=Pmeas-Gr+Lc-Gamp

Pmeas	Gr (dBi)	Lc (dB)	Gamp (dB)	Lp (dB)
14.65	10.61	6.60	33.04	58.17

EIRP;Band:6.7G;ax40;BWch:40MHz;Nss:1,(M0);Nant:2;Ch:6565MHz;TnomVnom

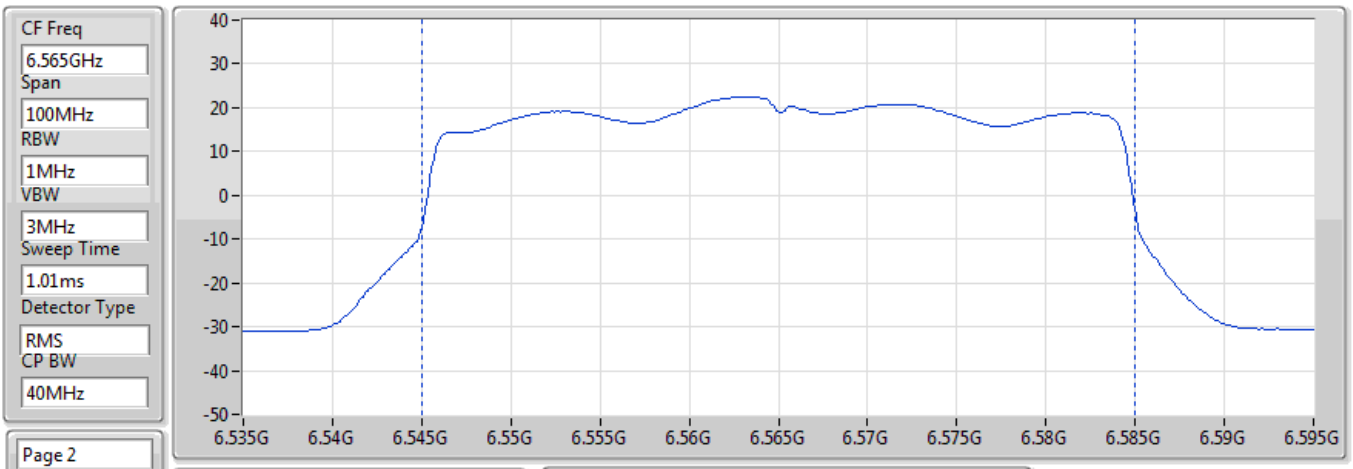

EIRP (dBm)
35.98

EIRP=Pr+Lp [Lp Free Space Path Loss]
Pr=Pmeas-Gr+Lc-Gamp

Pmeas	Gr (dBi)	Lc (dB)	Gamp (dB)	Lp (dB)
14.27	10.40	6.76	33.04	58.39

EIRP;Band:6.7G;ax40;BWch:40MHz;Nss:1,(M0);Nant:2;Ch:6685MHz;TnomVnom

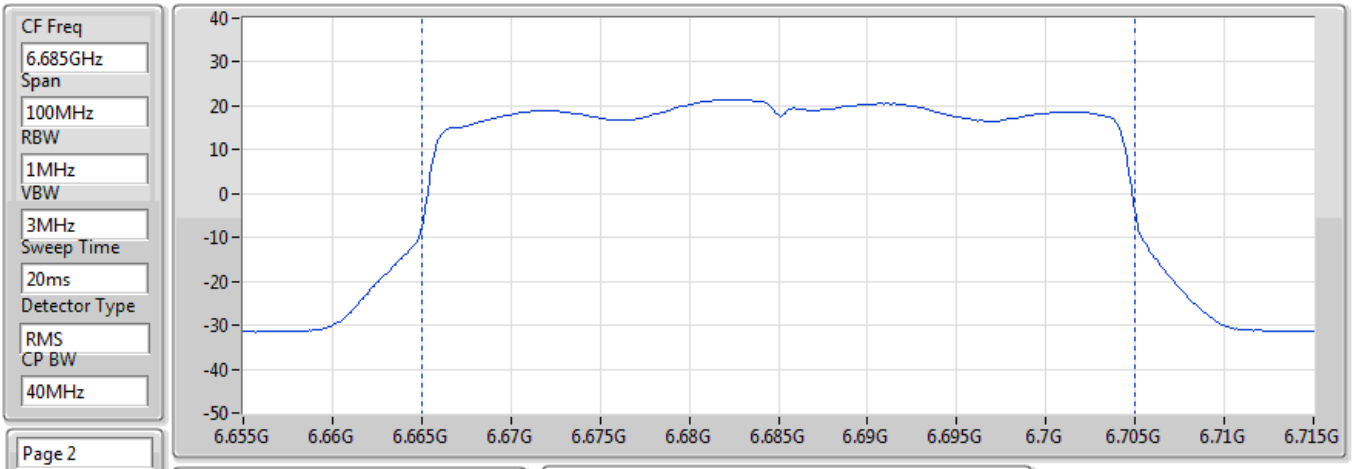

EIRP (dBm)
35.84

EIRP=Pr+Lp [Lp Free Space Path Loss]
Pr=Pmeas-Gr+Lc-Gamp

Pmeas	Gr (dBi)	Lc (dB)	Gamp (dB)	Lp (dB)
13.94	10.40	6.80	33.04	58.54

EIRP;Band:6.7G;ax40;BWch:40MHz;Nss:1,(M0);Nant:2;Ch:6845MHz;TnomVnom

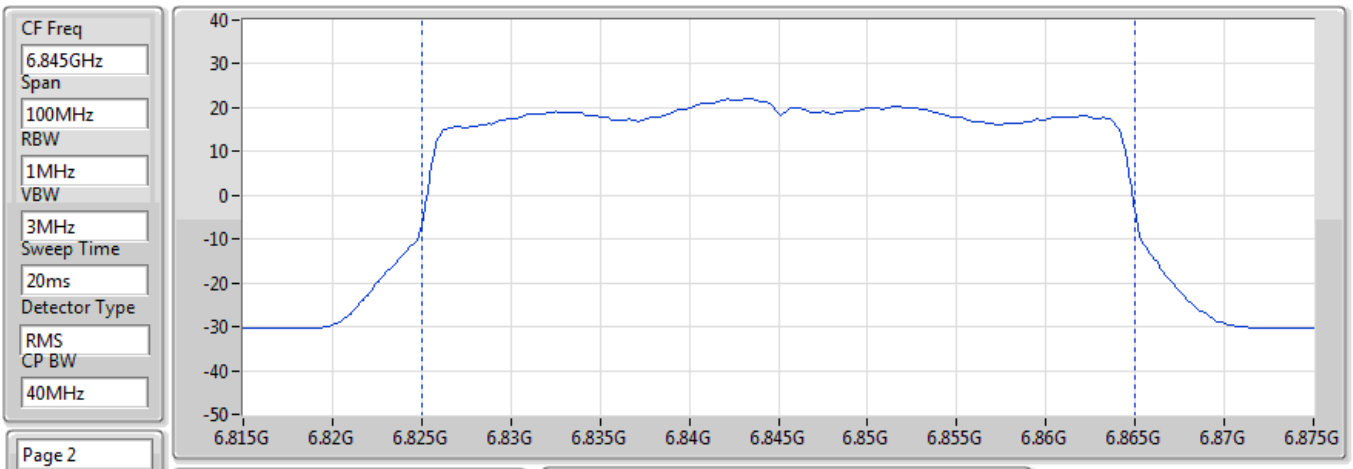

EIRP (dBm)
35.78

EIRP=Pr+Lp [Lp Free Space Path Loss]
Pr=Pmeas-Gr+Lc-Gamp

Pmeas	Gr (dBi)	Lc (dB)	Gamp (dB)	Lp (dB)
13.62	10.39	6.82	33.02	58.75

EIRP;Band:6.2G;ax80;BWch:80MHz;Nss:1,(M0);Nant:2;Ch:5985MHz;TnomVnom

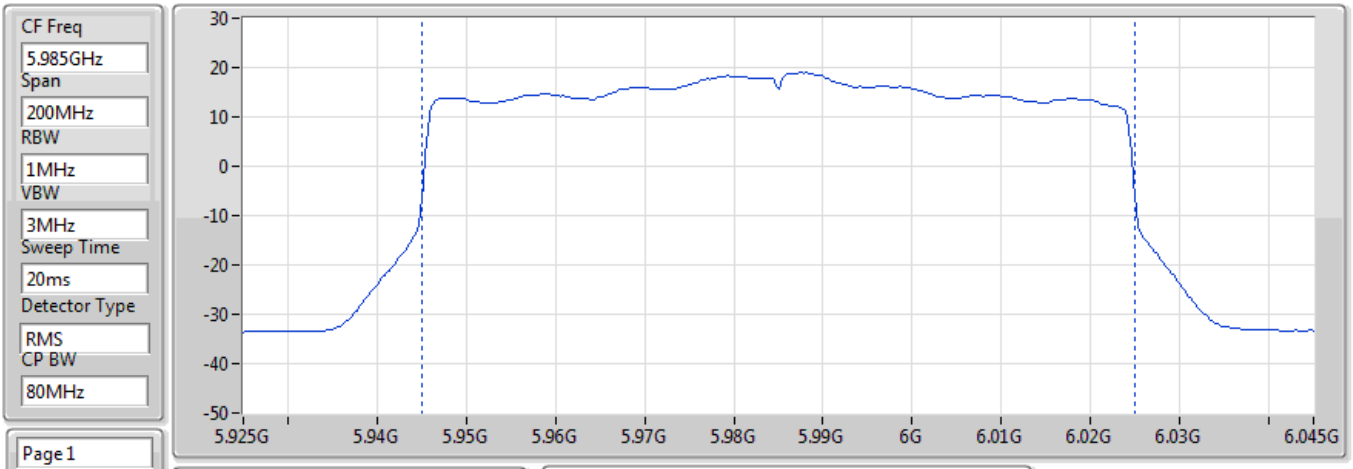

EIRP (dBm)
35.64

EIRP=Pr+Lp [Lp Free Space Path Loss]
Pr=Pmeas-Gr+Lc-Gamp

Pmeas	Gr (dBi)	Lc (dB)	Gamp (dB)	Lp (dB)
14.86	10.20	6.39	32.99	57.58

EIRP;Band:6.2G;ax80;BWch:80MHz;Nss:1,(M0);Nant:2;Ch:6145MHz;TnomVnom

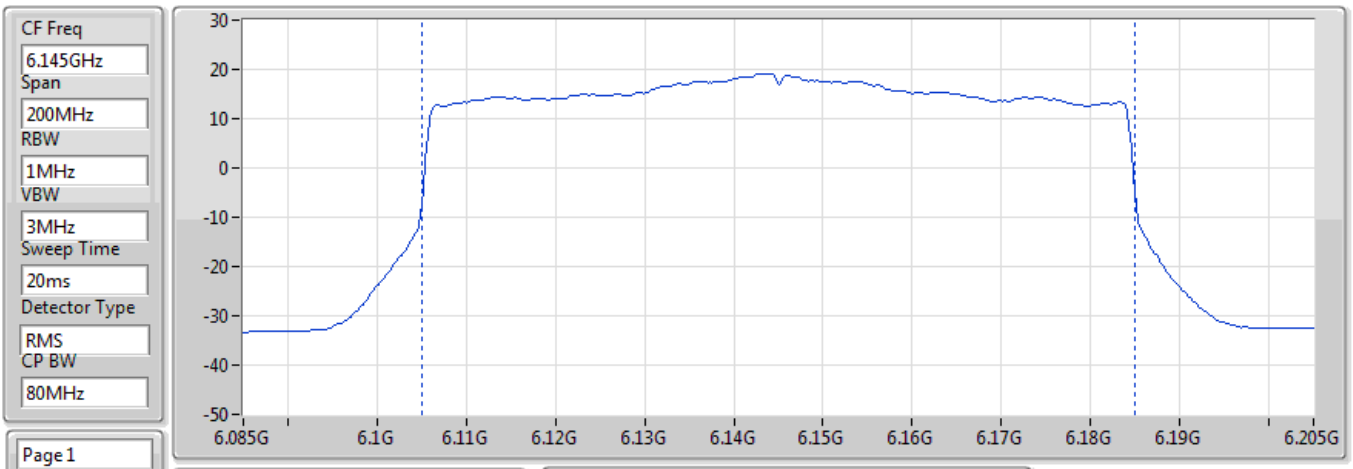

EIRP (dBm)
35.84

EIRP=Pr+Lp [Lp Free Space Path Loss]
Pr=Pmeas-Gr+Lc-Gamp

Pmeas	Gr (dBi)	Lc (dB)	Gamp (dB)	Lp (dB)
14.87	10.30	6.47	33.01	57.81

EIRP;Band:6.2G;ax80;BWch:80MHz;Nss:1,(M0);Nant:2;Ch:6385MHz;TnomVnom

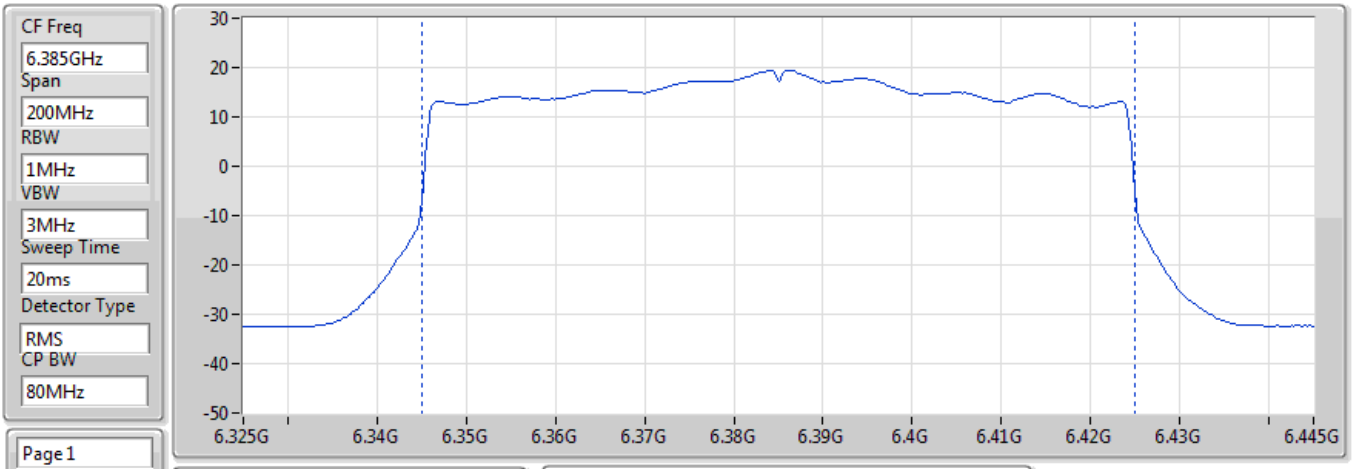

EIRP (dBm)
35.76

EIRP=Pr+Lp [Lp Free Space Path Loss]
Pr=Pmeas-Gr+Lc-Gamp

Pmeas	Gr (dBi)	Lc (dB)	Gamp (dB)	Lp (dB)
14.69	10.63	6.59	33.04	58.15

EIRP;Band:6.7G;ax80;BWch:80MHz;Nss:1,(M0);Nant:2;Ch:6625MHz;TnomVnom

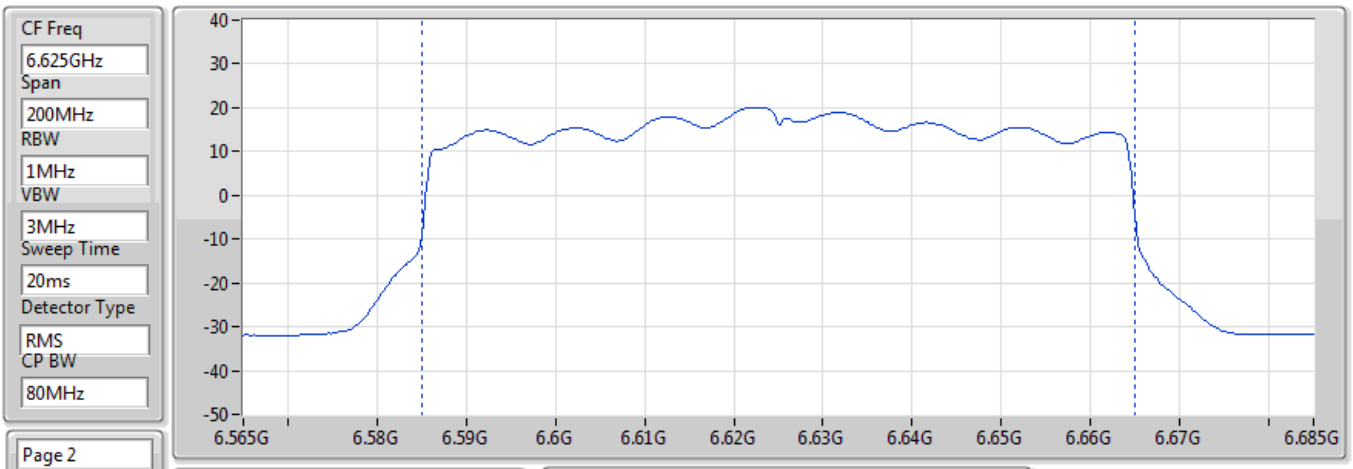

EIRP (dBm)
35.89

EIRP=Pr+Lp [Lp Free Space Path Loss]
Pr=Pmeas-Gr+Lc-Gamp

Pmeas	Gr (dBi)	Lc (dB)	Gamp (dB)	Lp (dB)
14.06	10.40	6.80	33.04	58.47

EIRP;Band:6.7G;ax80;BWch:80MHz;Nss:1,(M0);Nant:2;Ch:6705MHz;TnomVnom

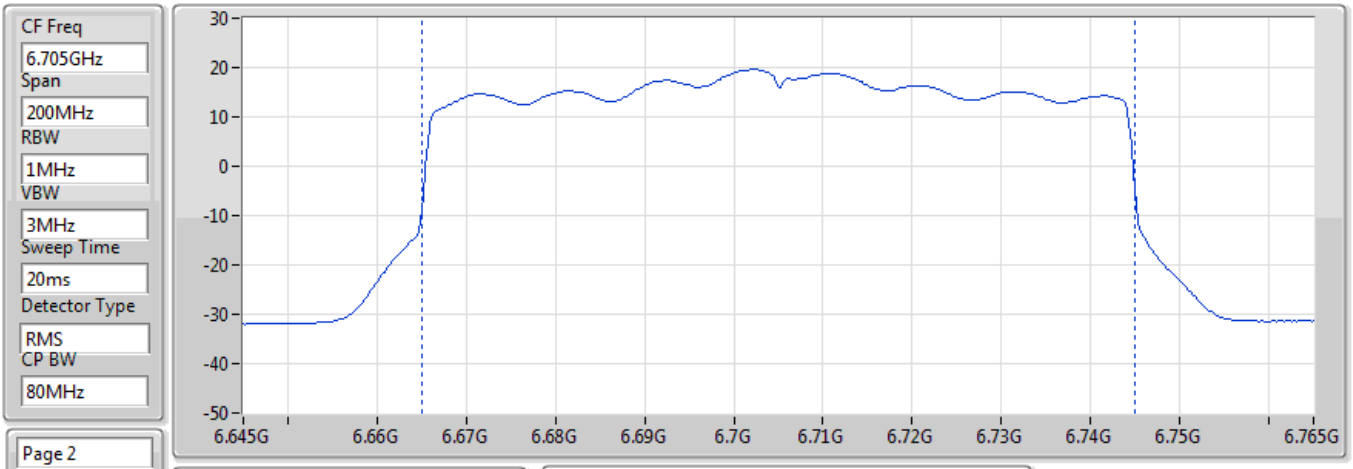

EIRP (dBm)
35.97

EIRP=Pr+Lp [Lp Free Space Path Loss]
Pr=Pmeas-Gr+Lc-Gamp

Pmeas	Gr (dBi)	Lc (dB)	Gamp (dB)	Lp (dB)
14.01	10.38	6.80	33.03	58.57

EIRP;Band:6.7G;ax80;BWch:80MHz;Nss:1,(M0);Nant:2;Ch:6785MHz;TnomVnom

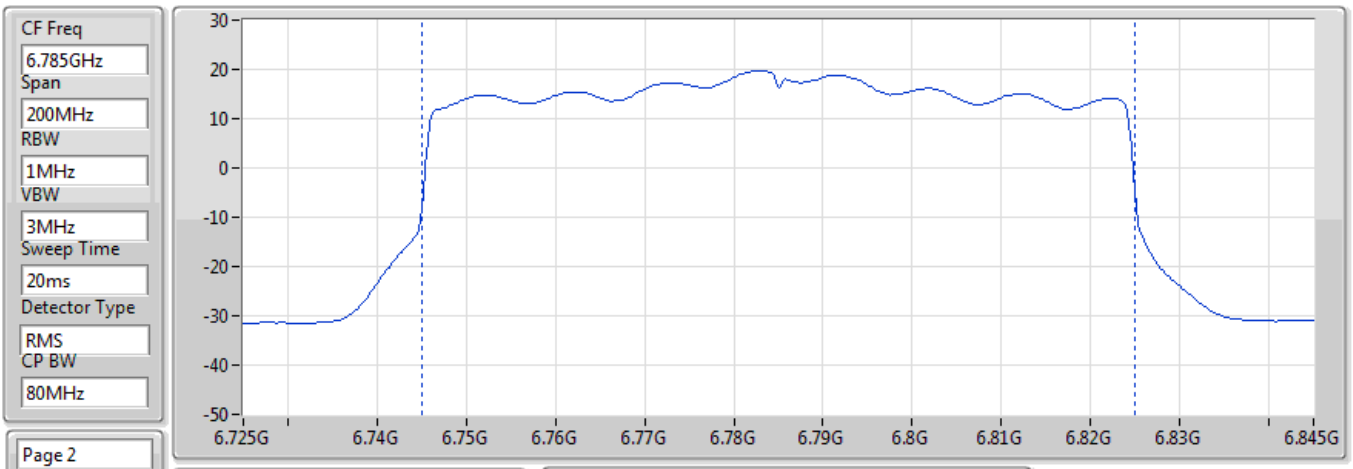

EIRP (dBm)
35.93

EIRP=Pr+Lp [Lp Free Space Path Loss]
Pr=Pmeas-Gr+Lc-Gamp

Pmeas	Gr (dBi)	Lc (dB)	Gamp (dB)	Lp (dB)
13.76	10.27	6.80	33.03	58.67

EIRP;Band:6.2G;ax160;BWch:160MHz;Nss:1,(M0);Nant:2;Ch:6025MHz;TnomVnom

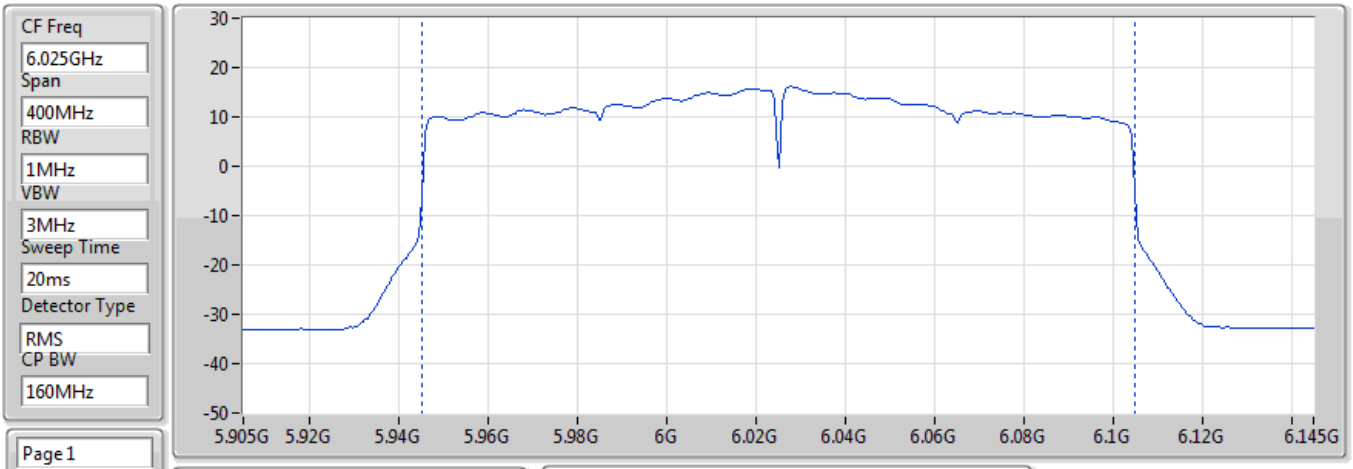

EIRP (dBm)
35.67

EIRP=Pr+Lp [Lp Free Space Path Loss]
Pr=Pmeas-Gr+Lc-Gamp

Pmeas	Gr (dBi)	Lc (dB)	Gamp (dB)	Lp (dB)
14.82	10.20	6.41	33.00	57.64

EIRP;Band:6.2G;ax160;BWch:160MHz;Nss:1,(M0);Nant:2;Ch:6185MHz;TnomVnom

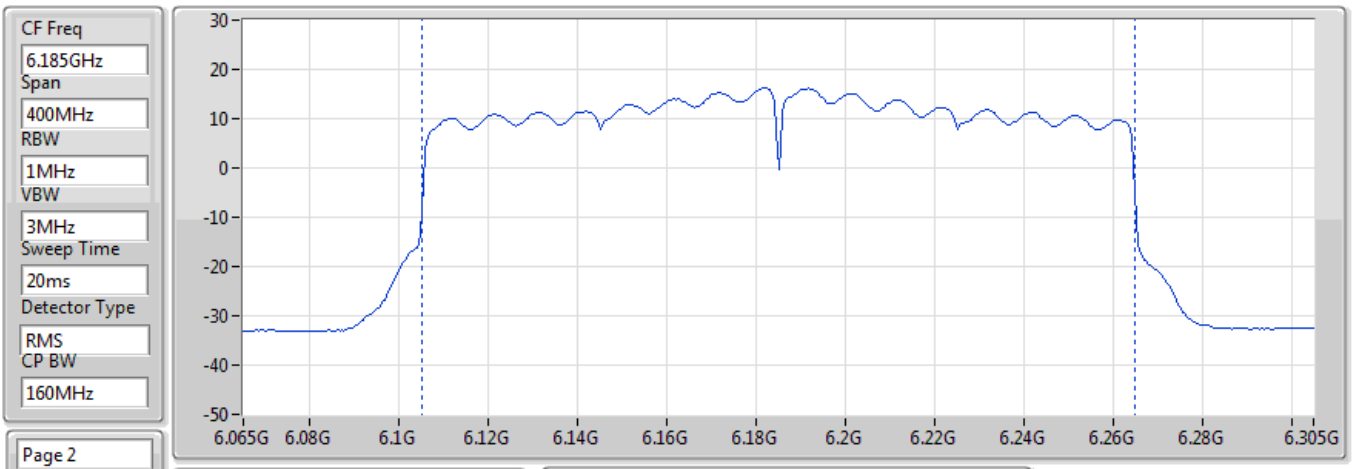

EIRP (dBm)
35.23

EIRP=Pr+Lp [Lp Free Space Path Loss]
Pr=Pmeas-Gr+Lc-Gamp

Pmeas	Gr (dBi)	Lc (dB)	Gamp (dB)	Lp (dB)
14.19	10.30	6.49	33.02	57.87

EIRP;Band:6.2G;ax160;BWch:160MHz;Nss:1,(M0);Nant:2;Ch:6345MHz;TnomVnom

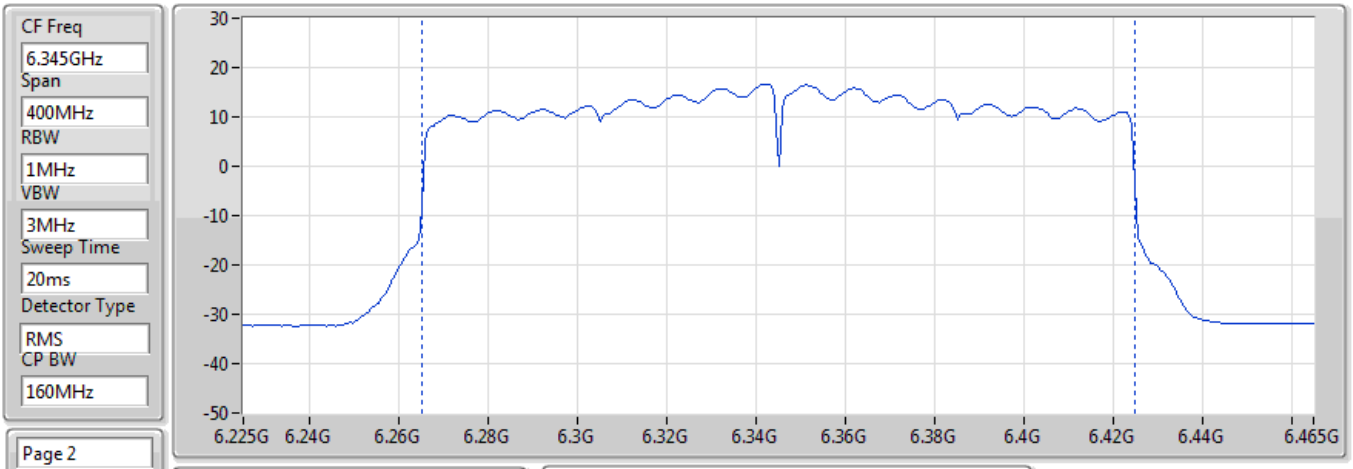

EIRP (dBm)
35.89

EIRP=Pr+Lp [Lp Free Space Path Loss]
Pr=Pmeas-Gr+Lc-Gamp

Pmeas	Gr (dBi)	Lc (dB)	Gamp (dB)	Lp (dB)
14.96	10.70	6.57	33.03	58.09

EIRP;Band:6.7G;ax160;BWch:160MHz;Nss:1,(M0);Nant:2;Ch:6665MHz;TnomVnom

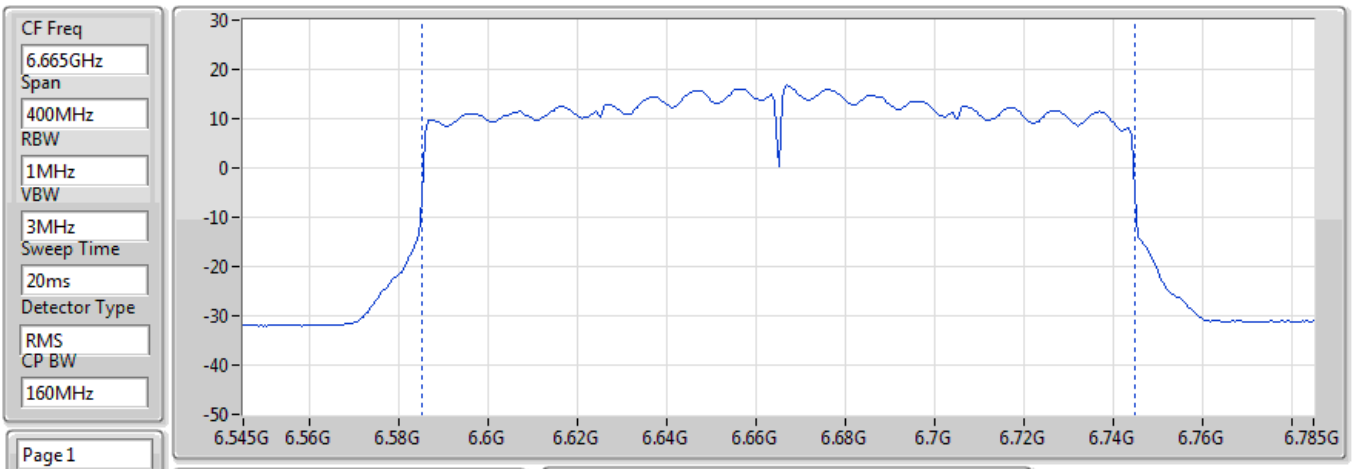

EIRP (dBm)
35.74

EIRP=Pr+Lp [Lp Free Space Path Loss]
Pr=Pmeas-Gr+Lc-Gamp

Pmeas	Gr (dBi)	Lc (dB)	Gamp (dB)	Lp (dB)
13.86	10.40	6.80	33.04	58.52

Summary

Mode	Total Power (dBm)	Total Power (W)	EIRP (dBm)	EIRP (W)
5.925-6.425GHz	-	-	-	-
802.11ax HEW20_Nss1,(MCS0)_2TX	4.48	0.00281	29.86	0.96828
802.11ax HEW40_Nss1,(MCS0)_2TX	4.60	0.00288	29.98	0.99541
802.11ax HEW80_Nss1,(MCS0)_2TX	4.59	0.00288	29.97	0.99312
802.11ax HEW160_Nss1,(MCS0)_2TX	4.60	0.00288	29.98	0.99541
6.525-6.875GHz	-	-	-	-
802.11ax HEW20_Nss1,(MCS0)_2TX	3.51	0.00224	29.73	0.93972
802.11ax HEW40_Nss1,(MCS0)_2TX	3.52	0.00225	29.74	0.94189
802.11ax HEW80_Nss1,(MCS0)_2TX	3.76	0.00238	29.98	0.99541
802.11ax HEW160_Nss1,(MCS0)_2TX	3.73	0.00236	29.95	0.98855

Result

Mode	Result	DG (dBi)	Port 1 (dBm)	Port 2 (dBm)	Total Power (dBm)	EIRP (dBm)	EIRP Limit (dBm)
802.11ax HEW20_Nss1,(MCS0)_2TX	-	-	-	-	-	-	-
5955MHz	Pass	25.38	0.65	1.62	4.17	29.55	30.00
6195MHz	Pass	25.38	1.40	1.53	4.48	29.86	30.00
6415MHz	Pass	25.38	1.37	1.52	4.46	29.84	30.00
6535MHz	Pass	26.22	0.68	0.32	3.51	29.73	30.00
6695MHz	Pass	26.22	0.01	0.84	3.46	29.68	30.00
6855MHz	Pass	26.22	-0.61	0.58	3.04	29.26	30.00
802.11ax HEW40_Nss1,(MCS0)_2TX	-	-	-	-	-	-	-
5965MHz	Pass	25.38	1.29	1.87	4.60	29.98	30.00
6205MHz	Pass	25.38	1.74	1.37	4.57	29.95	30.00
6405MHz	Pass	25.38	1.11	1.57	4.36	29.74	30.00
6565MHz	Pass	26.22	0.87	0.12	3.52	29.74	30.00
6685MHz	Pass	26.22	0.01	0.71	3.38	29.60	30.00
6845MHz	Pass	26.22	1.07	-0.93	3.19	29.41	30.00
802.11ax HEW80_Nss1,(MCS0)_2TX	-	-	-	-	-	-	-
5985MHz	Pass	25.38	1.40	1.70	4.56	29.94	30.00
6225MHz	Pass	25.38	1.51	1.56	4.55	29.93	30.00
6385MHz	Pass	25.38	1.29	1.86	4.59	29.97	30.00
6625MHz	Pass	26.22	0.98	-0.86	3.17	29.39	30.00
6705MHz	Pass	26.22	0.23	1.22	3.76	29.98	30.00
6785MHz	Pass	26.22	-0.65	0.99	3.26	29.48	30.00
802.11ax HEW160_Nss1,(MCS0)_2TX	-	-	-	-	-	-	-
6025MHz	Pass	25.38	0.83	2.17	4.56	29.94	30.00
6185MHz	Pass	25.38	1.18	1.97	4.60	29.98	30.00
6345MHz	Pass	25.38	1.12	1.98	4.58	29.96	30.00
6665MHz	Pass	26.22	1.35	-0.02	3.73	29.95	30.00

DG = Directional Gain; Port X = Port X output power

Summary

Mode	Total Power (dBm)	Total Power (W)	EIRP [Phi 30°] (dBm)	EIRP [Phi 30°] (W)
5.925-6.425GHz	-	-	-	-
802.11ax HEW20_Nss1,(MCS0)_2TX	15.39	0.03459	19.41	0.087297
802.11ax HEW40_Nss1,(MCS0)_2TX	16.89	0.04887	20.91	0.123310
802.11ax HEW80_Nss1,(MCS0)_2TX	16.67	0.04645	20.69	0.117220
802.11ax HEW160_Nss1,(MCS0)_2TX	16.76	0.04742	20.78	0.119674
6.525-6.875GHz	-	-	-	-
802.11ax HEW20_Nss1,(MCS0)_2TX	13.53	0.02254	17.54	0.056754
802.11ax HEW40_Nss1,(MCS0)_2TX	16.19	0.04159	20.20	0.104713
802.11ax HEW80_Nss1,(MCS0)_2TX	15.78	0.03784	19.79	0.095280
802.11ax HEW160_Nss1,(MCS0)_2TX	16.09	0.04064	20.10	0.102329

Result

Mode	Result	DG [Phi 30°] (dBi)	Port 1 (dBm)	Port 2 (dBm)	Total Power (dBm)	EIRP [Phi 30°] (dBm)	EIRP Limit [Phi 30°] (dBm)
802.11ax HEW20_Nss1,(MCS0)_2TX	-	-	-	-	-	-	-
5955MHz	Pass	4.02	12.51	12.24	15.39	19.41	21.00
6175MHz	Pass	4.02	11.47	11.10	14.30	18.32	21.00
6415MHz	Pass	4.02	10.61	10.97	13.80	17.82	21.00
6535MHz	Pass	4.01	10.67	10.36	13.53	17.54	21.00
6695MHz	Pass	4.01	10.40	9.92	13.18	17.19	21.00
6855MHz	Pass	4.01	10.42	9.99	13.22	17.23	21.00
802.11ax HEW40_Nss1,(MCS0)_2TX	-	-	-	-	-		-
5965MHz	Pass	4.02	13.98	13.77	16.89	20.91	21.00
6165MHz	Pass	4.02	13.36	13.01	16.20	20.22	21.00
6405MHz	Pass	4.02	13.02	13.37	16.21	20.23	21.00
6565MHz	Pass	4.01	13.34	13.02	16.19	20.20	21.00
6685MHz	Pass	4.01	12.59	12.11	15.37	19.38	21.00
6845MHz	Pass	4.01	12.43	12.06	15.26	19.27	21.00
802.11ax HEW80_Nss1,(MCS0)_2TX	-	-	-	-	-		-
5985MHz	Pass	4.02	13.55	13.77	16.67	20.69	21.00
6145MHz	Pass	4.02	13.32	13.19	16.27	20.29	21.00
6385MHz	Pass	4.02	13.37	13.52	16.46	20.48	21.00
6625MHz	Pass	4.01	12.77	12.66	15.73	19.74	21.00
6705MHz	Pass	4.01	13.05	12.46	15.78	19.79	21.00
6785MHz	Pass	4.01	12.71	12.18	15.46	19.47	21.00
802.11ax HEW160_Nss1,(MCS0)_2TX	-	-	-	-	-		-
6025MHz	Pass	4.02	13.73	13.30	16.53	20.55	21.00
6185MHz	Pass	4.02	13.79	13.71	16.76	20.78	21.00
6345MHz	Pass	4.02	13.59	13.78	16.70	20.72	21.00
6665MHz	Pass	4.01	13.44	12.68	16.09	20.10	21.00

DG = Directional Gain; Port X = Port X output power

Summary

Mode	PD (dBm/RBW)	EIRP PD (dBm/RBW)
5.925-6.425GHz	-	-
802.11ax HEW20_Nss1,(MCS0)_2TX	22.96	22.96
802.11ax HEW40_Nss1,(MCS0)_2TX	21.51	21.51
802.11ax HEW80_Nss1,(MCS0)_2TX	19.54	19.54
802.11ax HEW160_Nss1,(MCS0)_2TX	16.44	16.44
6.525-6.875GHz	-	-
802.11ax HEW20_Nss1,(MCS0)_2TX	22.95	22.95
802.11ax HEW40_Nss1,(MCS0)_2TX	22.65	22.65
802.11ax HEW80_Nss1,(MCS0)_2TX	19.93	19.93
802.11ax HEW160_Nss1,(MCS0)_2TX	17.09	17.09

RBW = 500kHz for 5.725-5.85GHz band / 1MHz for other band;

Result

Mode	Result	EIRP PD (dBm/RBW)	EIRP PD Limit (dBm/RBW)
802.11ax HEW20_Nss1,(MCS0)_2TX	-	-	-
5955MHz	Pass	22.96	23.00
6175MHz	Pass	22.67	23.00
6415MHz	Pass	22.84	23.00
6535MHz	Pass	22.95	23.00
6695MHz	Pass	22.76	23.00
6855MHz	Pass	22.88	23.00
802.11ax HEW40_Nss1,(MCS0)_2TX	-	-	-
5965MHz	Pass	21.24	23.00
6165MHz	Pass	21.33	23.00
6405MHz	Pass	21.51	23.00
6565MHz	Pass	22.65	23.00
6685MHz	Pass	21.57	23.00
6845MHz	Pass	21.53	23.00
802.11ax HEW80_Nss1,(MCS0)_2TX	-	-	-
5985MHz	Pass	18.63	23.00
6145MHz	Pass	18.69	23.00
6385MHz	Pass	19.54	23.00
6625MHz	Pass	19.93	23.00
6705MHz	Pass	19.60	23.00
6785MHz	Pass	19.39	23.00
802.11ax HEW160_Nss1,(MCS0)_2TX	-	-	-
6025MHz	Pass	15.79	23.00
6185MHz	Pass	15.58	23.00
6345MHz	Pass	16.44	23.00
6665MHz	Pass	17.09	23.00

DG = Directional Gain; RBW = 500kHz for 5.725-5.85GHz band / 1MHz for other band;
PD = trace bin-by-bin of each transmits port summing can be performed maximum power density; Port X = Port X Power Density;

EIRP PSD;Band:6.2G;ax20;BWch:20MHz;Nss:1,(M0);Nant:2;Ch:5955MHz;TnomVnom

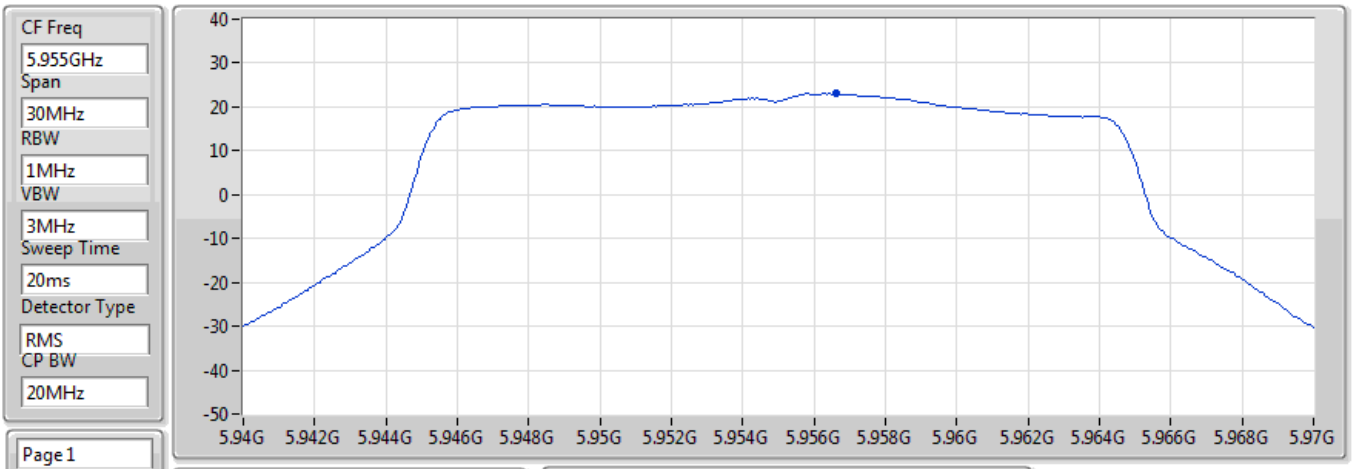

EIRP PSD (dBm)
22.96

EIRP=Pr+Lp [Lp Free Space Path Loss]
Pr=Pmeas-Gr+Lc-Gamp

Pmeas	Gr (dBi)	Lc (dB)	Gamp (dB)	Lp (dB)
2.23	10.20	6.38	32.99	57.54

EIRP PSD;Band:6.2G;ax20;BWch:20MHz;Nss:1,(M0);Nant:2;Ch:6175MHz;TnomVnom

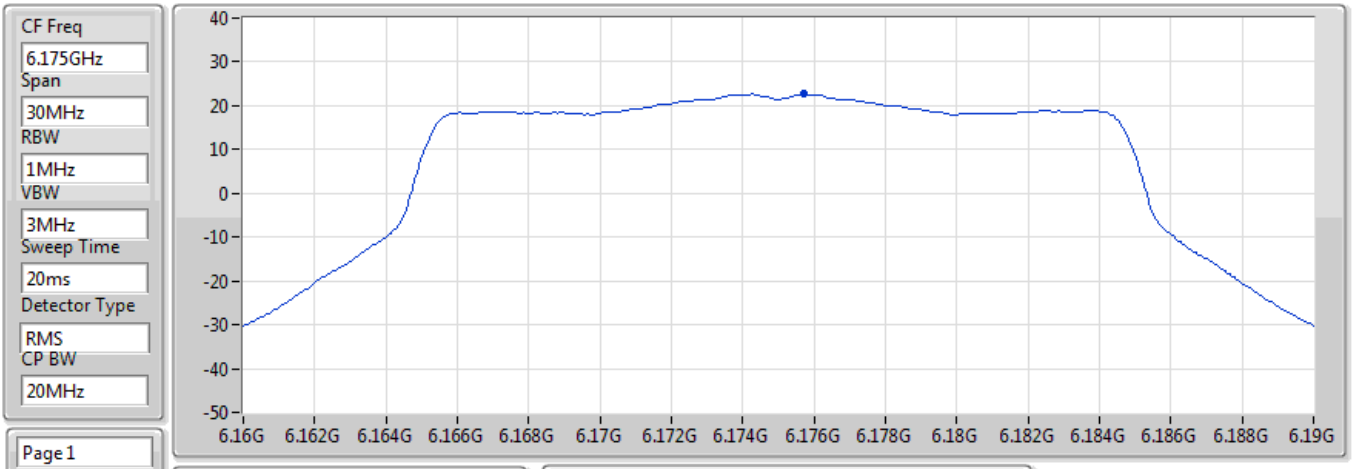

EIRP PSD (dBm)
22.67

EIRP=Pr+Lp [Lp Free Space Path Loss]
Pr=Pmeas-Gr+Lc-Gamp

Pmeas	Gr (dBi)	Lc (dB)	Gamp (dB)	Lp (dB)
1.64	10.30	6.49	33.02	57.86

EIRP PSD;Band:6.2G;ax20;BWch:20MHz;Nss:1,(M0);Nant:2;Ch:6415MHz;TnomVnom

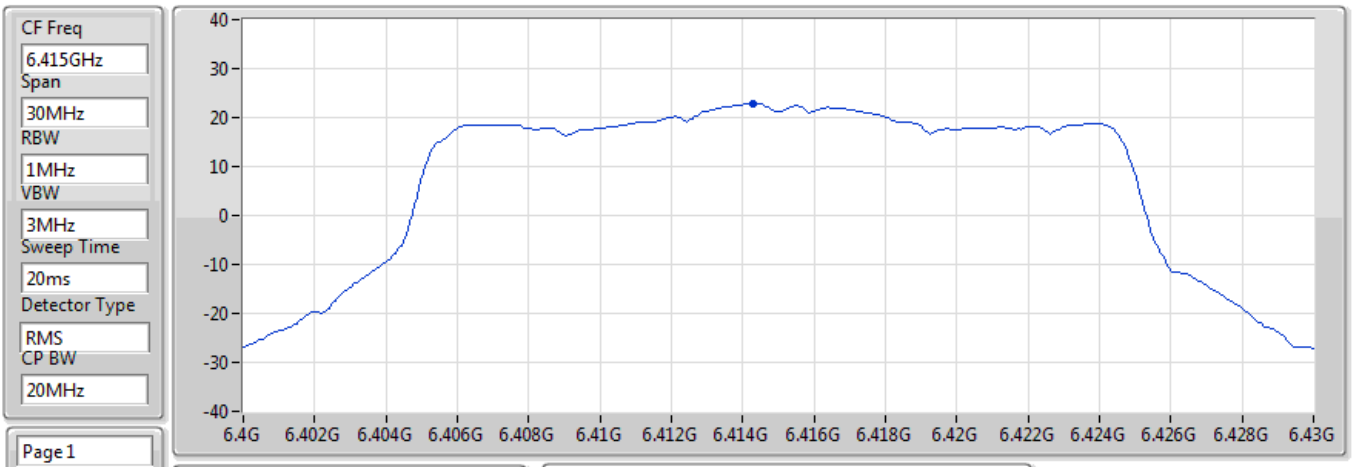

EIRP PSD (dBm)
22.84

EIRP=Pr+Lp [Lp Free Space Path Loss]
Pr=Pmeas-Gr+Lc-Gamp

Pmeas	Gr (dBi)	Lc (dB)	Gamp (dB)	Lp (dB)
1.71	10.63	6.61	33.04	58.19

EIRP PSD;Band:6.7G;ax20;BWch:20MHz;Nss:1,(M0);Nant:2;Ch:6535MHz;TnomVnom

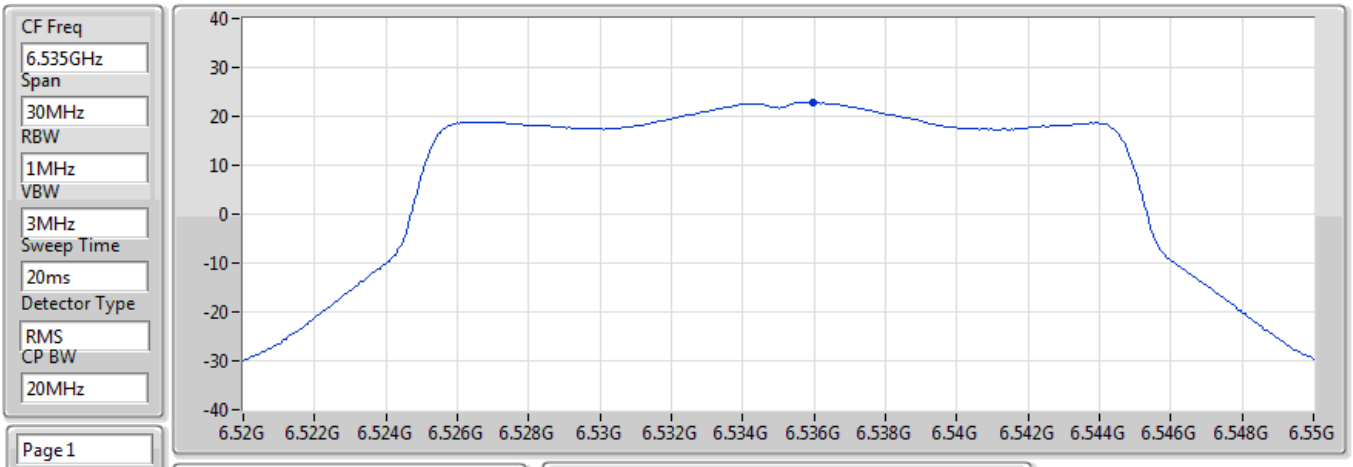

EIRP PSD (dBm)
22.95

EIRP=Pr+Lp [Lp Free Space Path Loss]
Pr=Pmeas-Gr+Lc-Gamp

Pmeas	Gr (dBi)	Lc (dB)	Gamp (dB)	Lp (dB)
1.37	10.46	6.74	33.05	58.35

EIRP PSD;Band:6.7G;ax20;BWch:20MHz;Nss:1,(M0);Nant:2;Ch:6695MHz;TnomVnom

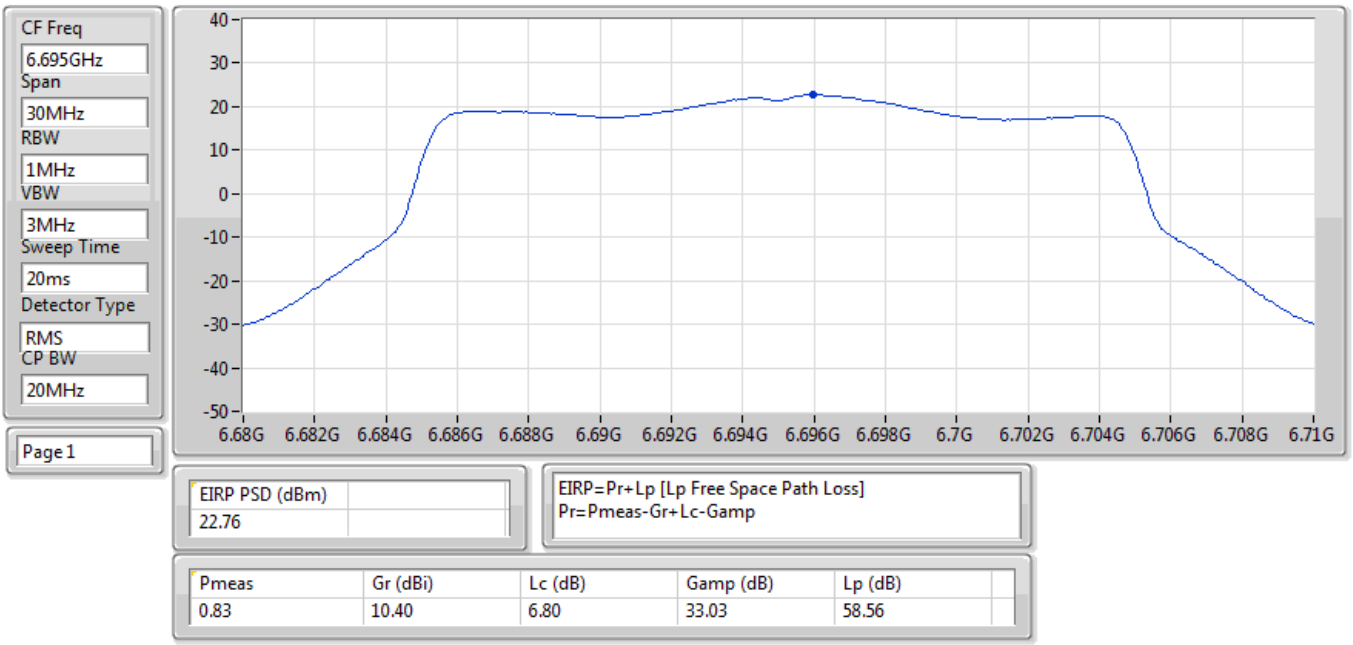

EIRP PSD (dBm)
22.76

EIRP=Pr+Lp [Lp Free Space Path Loss]
Pr=Pmeas-Gr+Lc-Gamp

Pmeas	Gr (dBi)	Lc (dB)	Gamp (dB)	Lp (dB)
0.83	10.40	6.80	33.03	58.56

EIRP PSD;Band:6.7G;ax20;BWch:20MHz;Nss:1,(M0);Nant:2;Ch:6855MHz;TnomVnom

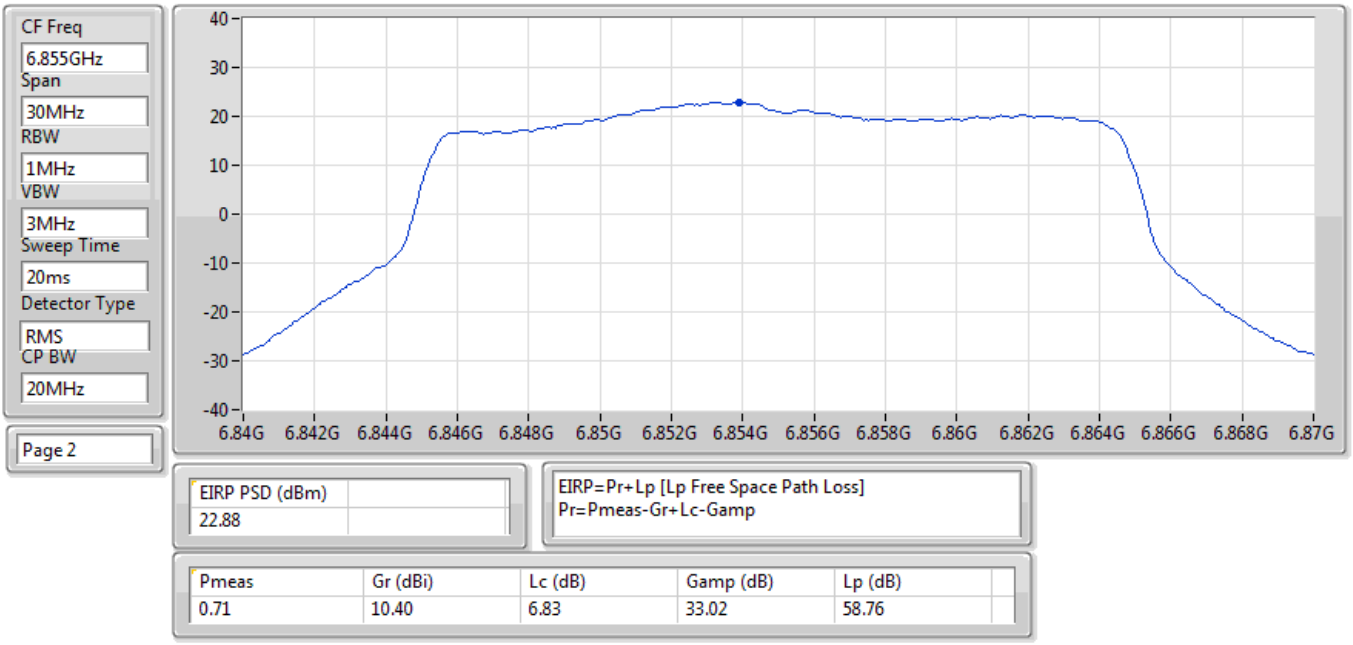

EIRP PSD (dBm)
22.88

EIRP=Pr+Lp [Lp Free Space Path Loss]
Pr=Pmeas-Gr+Lc-Gamp

Pmeas	Gr (dBi)	Lc (dB)	Gamp (dB)	Lp (dB)
0.71	10.40	6.83	33.02	58.76

EIRP PSD;Band:6.2G;ax40;BWch:40MHz;Nss:1,(M0);Nant:2;Ch:5965MHz;TnomVnom

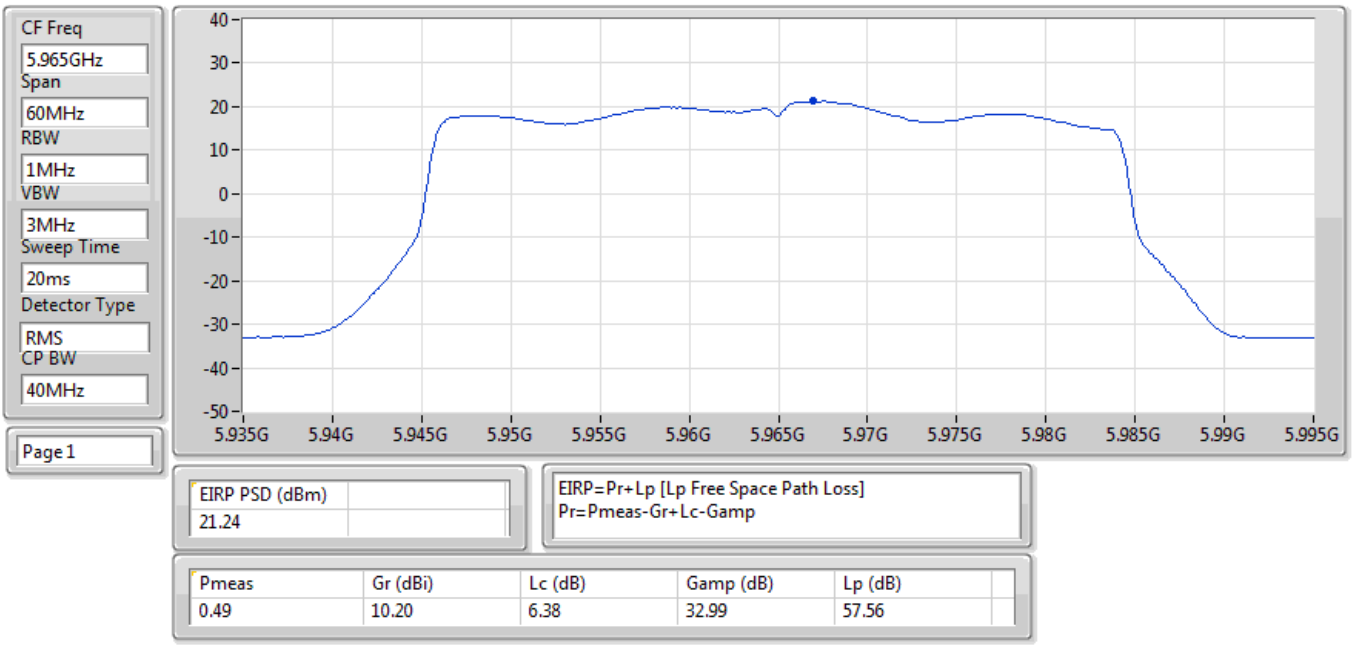

EIRP PSD;Band:6.2G;ax40;BWch:40MHz;Nss:1,(M0);Nant:2;Ch:6165MHz;TnomVnom

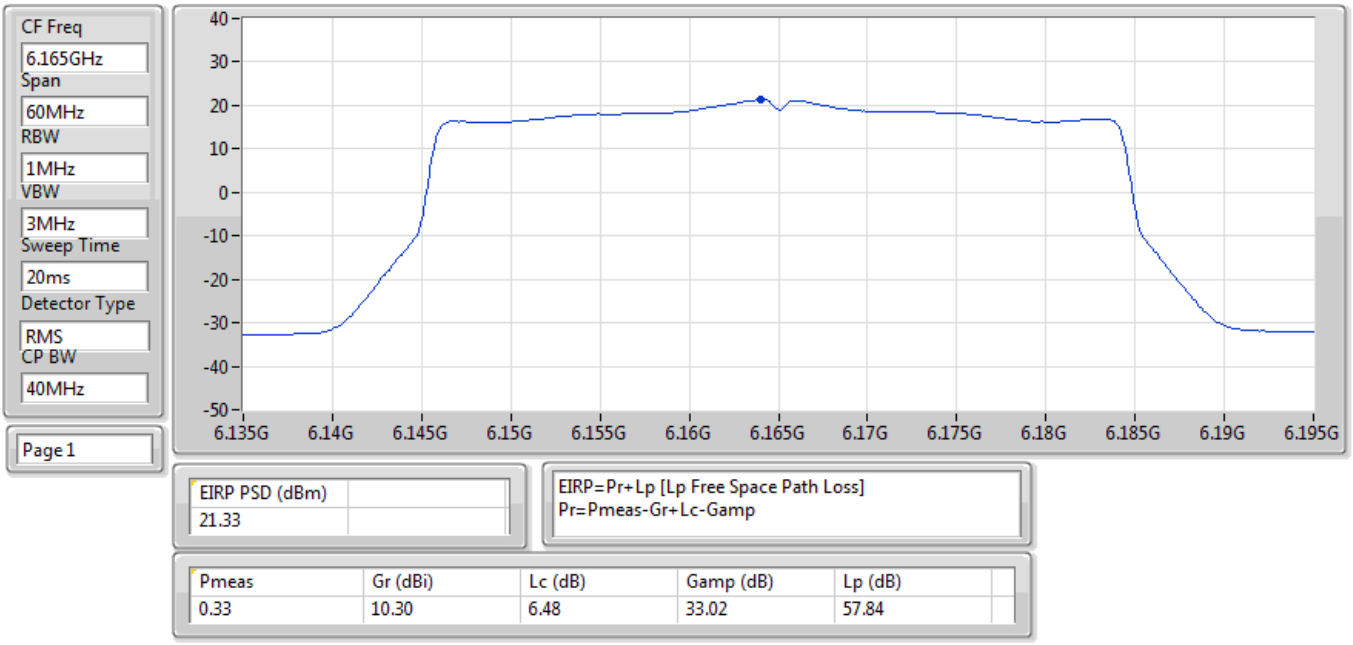

EIRP PSD;Band:6.2G;ax40;BWch:40MHz;Nss:1,(M0);Nant:2;Ch:6405MHz;TnomVnom

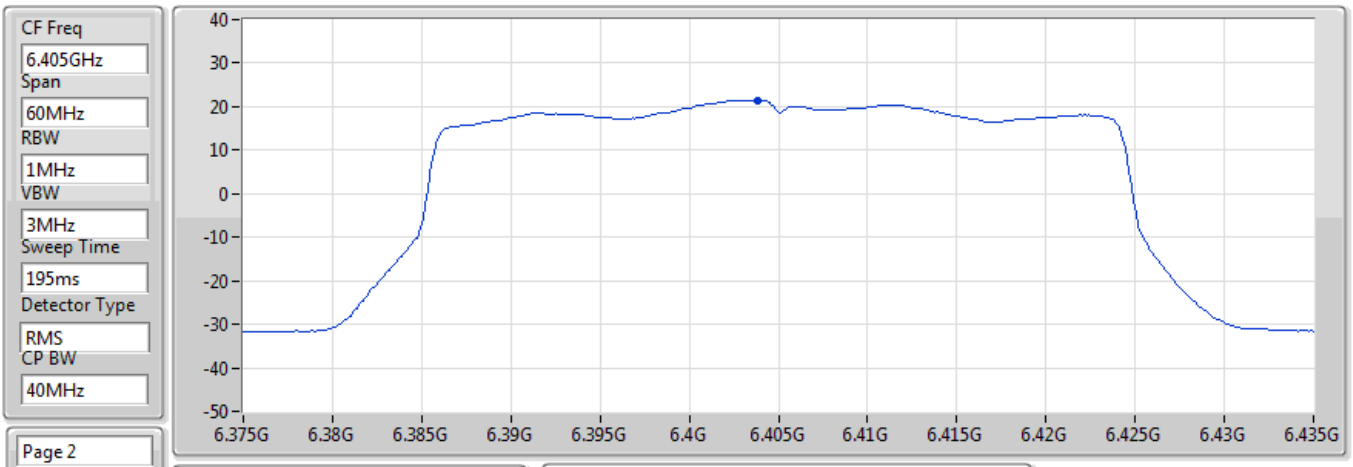

EIRP PSD (dBm)
21.51

EIRP=Pr+Lp [Lp Free Space Path Loss]
Pr=Pmeas-Gr+Lc-Gamp

Pmeas	Gr (dBi)	Lc (dB)	Gamp (dB)	Lp (dB)
0.39	10.61	6.60	33.04	58.17

EIRP PSD;Band:6.7G;ax40;BWch:40MHz;Nss:1,(M0);Nant:2;Ch:6565MHz;TnomVnom

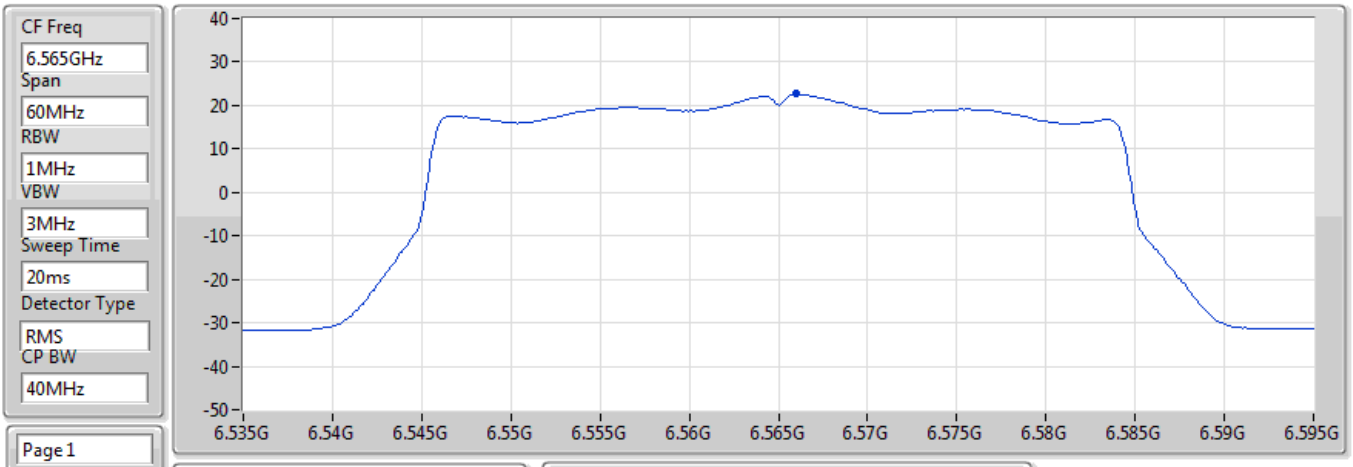

EIRP PSD (dBm)
22.65

EIRP=Pr+Lp [Lp Free Space Path Loss]
Pr=Pmeas-Gr+Lc-Gamp

Pmeas	Gr (dBi)	Lc (dB)	Gamp (dB)	Lp (dB)
0.93	10.40	6.77	33.04	58.39

EIRP PSD;Band:6.7G;ax40;BWch:40MHz;Nss:1,(M0);Nant:2;Ch:6685MHz;TnomVnom

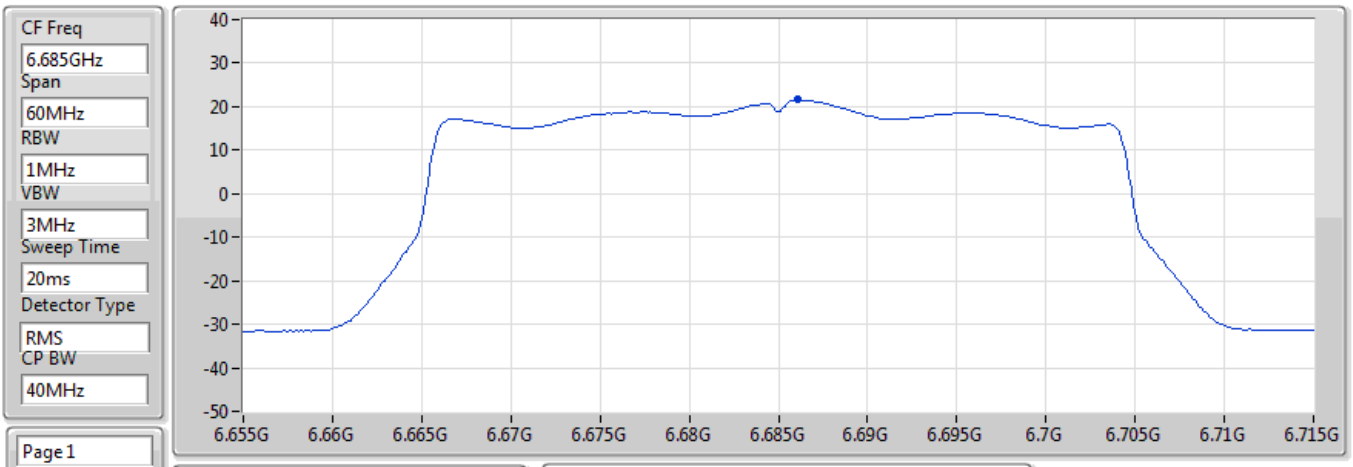

EIRP PSD (dBm)
21.57

EIRP=Pr+Lp [Lp Free Space Path Loss]
Pr=Pmeas-Gr+Lc-Gamp

Pmeas	Gr (dBi)	Lc (dB)	Gamp (dB)	Lp (dB)
-0.34	10.40	6.80	33.04	58.55

EIRP PSD;Band:6.7G;ax40;BWch:40MHz;Nss:1,(M0);Nant:2;Ch:6845MHz;TnomVnom

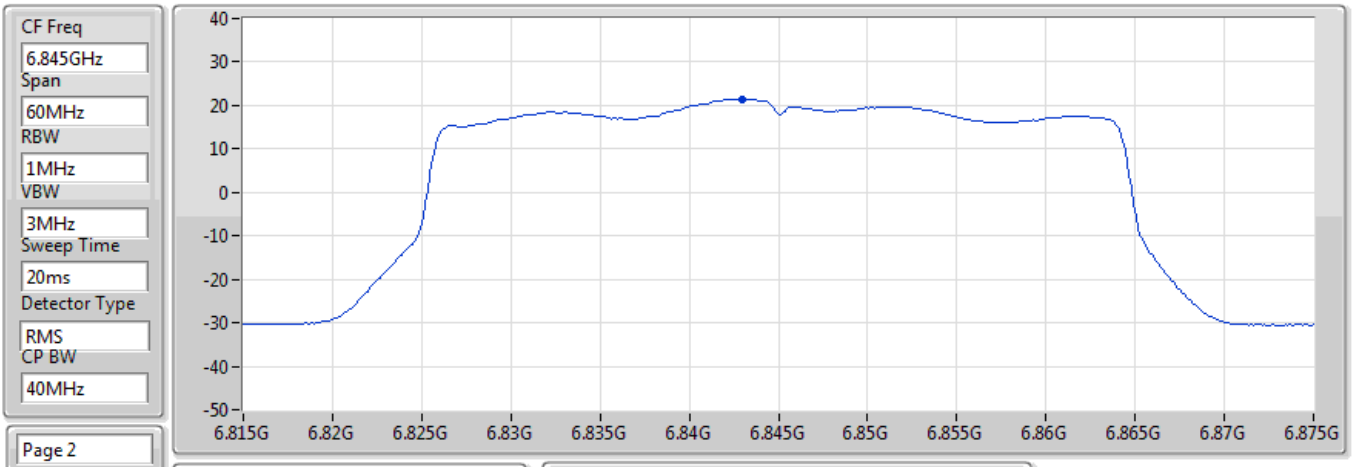

EIRP PSD (dBm)
21.53

EIRP=Pr+Lp [Lp Free Space Path Loss]
Pr=Pmeas-Gr+Lc-Gamp

Pmeas	Gr (dBi)	Lc (dB)	Gamp (dB)	Lp (dB)
-0.63	10.39	6.82	33.02	58.75

EIRP PSD;Band:6.2G;ax80;BWch:80MHz;Nss:1,(M0);Nant:2;Ch:5985MHz;TnomVnom

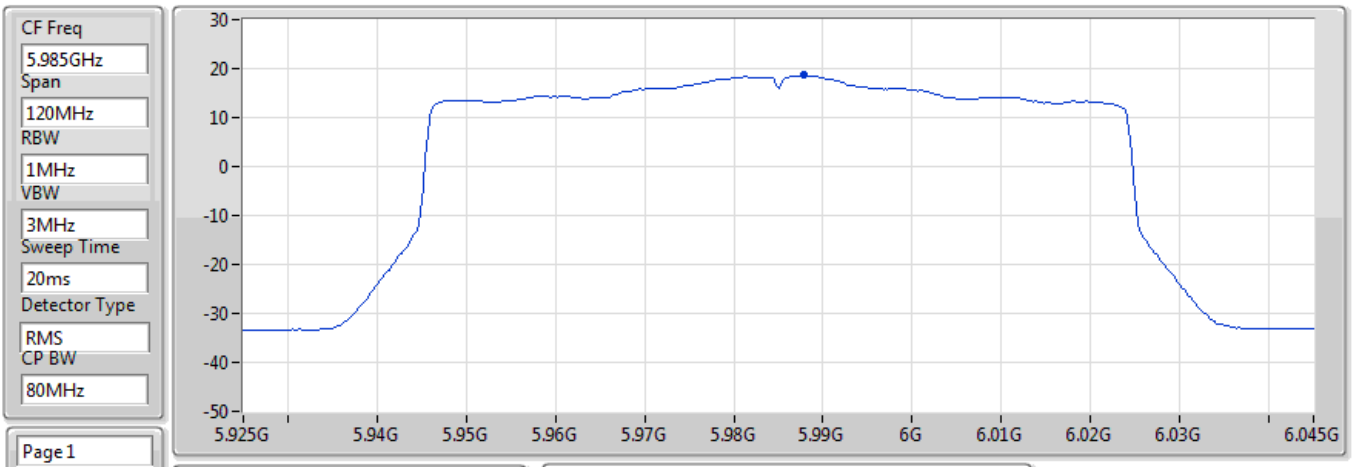

EIRP PSD (dBm)
18.63

EIRP=Pr+Lp [Lp Free Space Path Loss]
Pr=Pmeas-Gr+Lc-Gamp

Pmeas	Gr (dBi)	Lc (dB)	Gamp (dB)	Lp (dB)
-2.15	10.20	6.39	33.00	57.59

EIRP PSD;Band:6.2G;ax80;BWch:80MHz;Nss:1,(M0);Nant:2;Ch:6145MHz;TnomVnom

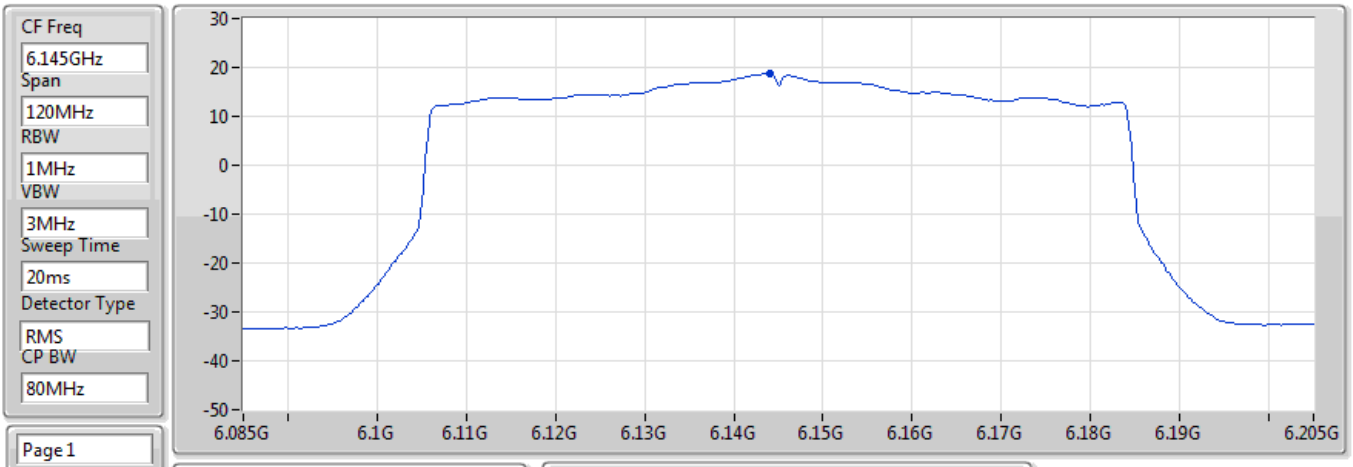

EIRP PSD (dBm)
18.69

EIRP=Pr+Lp [Lp Free Space Path Loss]
Pr=Pmeas-Gr+Lc-Gamp

Pmeas	Gr (dBi)	Lc (dB)	Gamp (dB)	Lp (dB)
-2.28	10.30	6.47	33.01	57.81

EIRP PSD;Band:6.2G;ax80;BWch:80MHz;Nss:1,(M0);Nant:2;Ch:6385MHz;TnomVnom

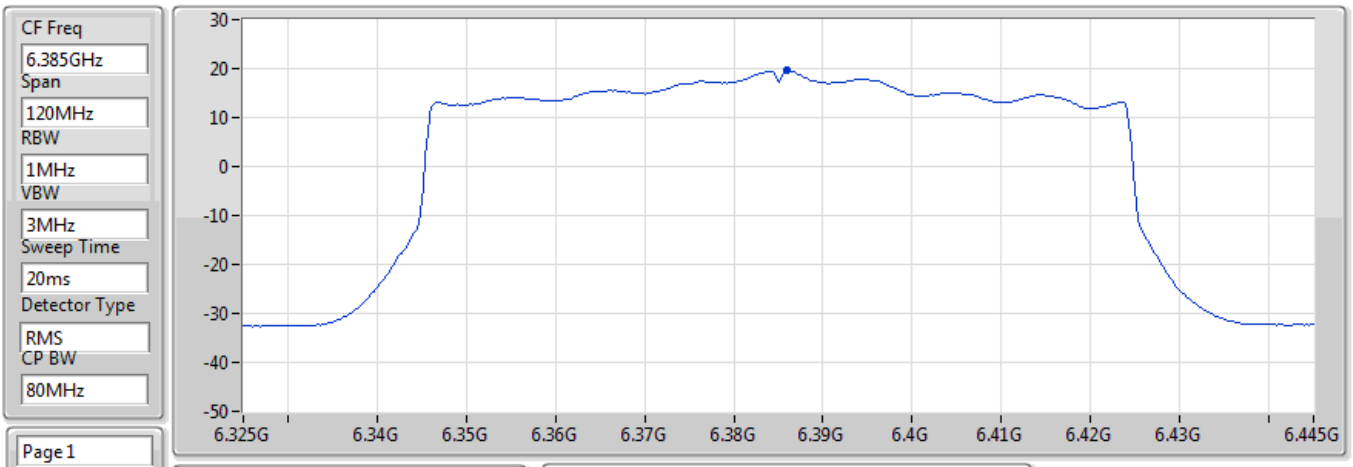

EIRP PSD (dBm)
19.54

EIRP=Pr+Lp [Lp Free Space Path Loss]
Pr=Pmeas-Gr+Lc-Gamp

Pmeas	Gr (dBi)	Lc (dB)	Gamp (dB)	Lp (dB)
-1.53	10.63	6.59	33.04	58.15

EIRP PSD;Band:6.7G;ax80;BWch:80MHz;Nss:1,(M0);Nant:2;Ch:6625MHz;TnomVnom

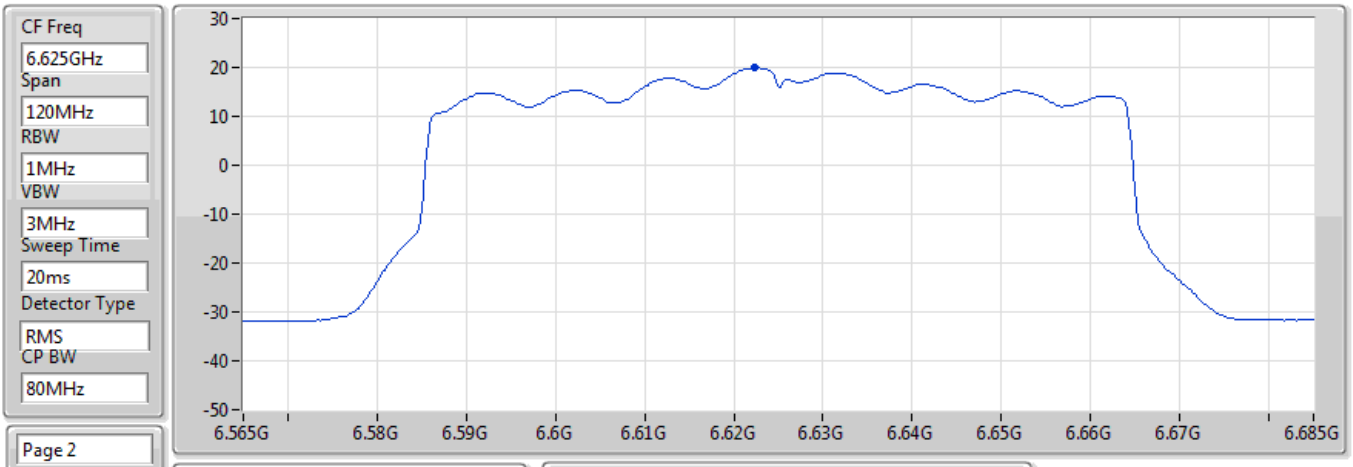

EIRP PSD (dBm)
19.93

EIRP=Pr+Lp [Lp Free Space Path Loss]
Pr=Pmeas-Gr+Lc-Gamp

Pmeas	Gr (dBi)	Lc (dB)	Gamp (dB)	Lp (dB)
-1.89	10.40	6.80	33.04	58.46

EIRP PSD;Band:6.7G;ax80;BWch:80MHz;Nss:1,(M0);Nant:2;Ch:6705MHz;TnomVnom

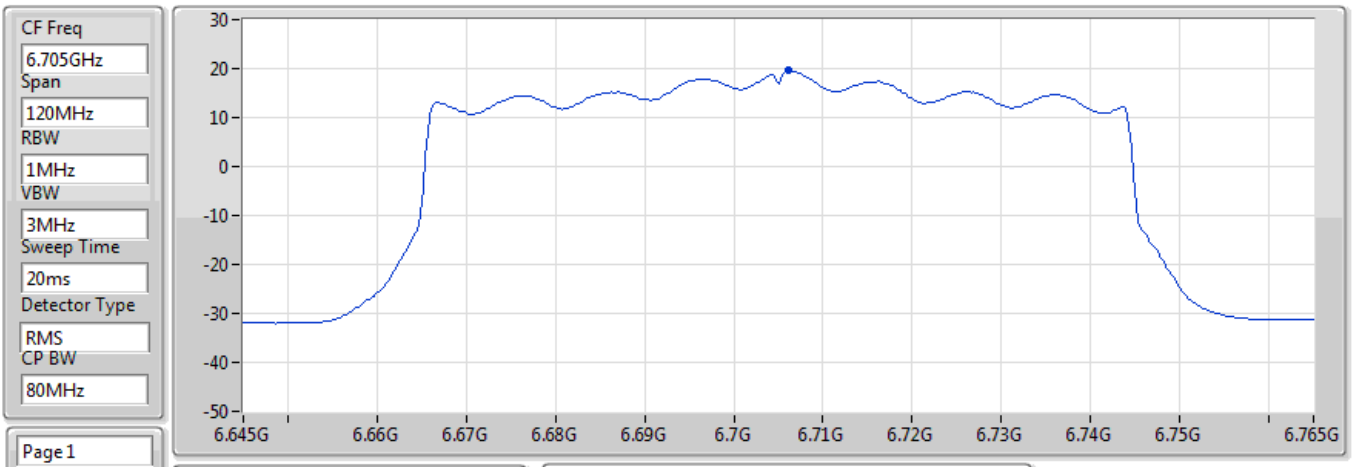

EIRP PSD (dBm)
19.6

EIRP=Pr+Lp [Lp Free Space Path Loss]
Pr=Pmeas-Gr+Lc-Gamp

Pmeas	Gr (dBi)	Lc (dB)	Gamp (dB)	Lp (dB)
-2.36	10.38	6.80	33.03	58.57

EIRP PSD;Band:6.7G;ax80;BWch:80MHz;Nss:1,(M0);Nant:2;Ch:6785MHz;TnomVnom

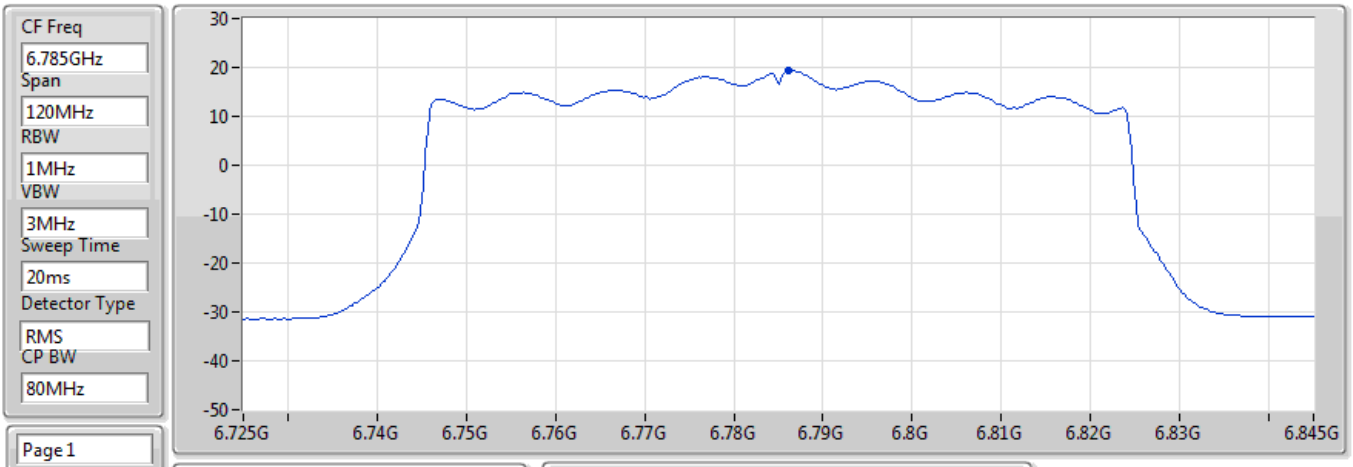

EIRP PSD (dBm)
19.39

EIRP=Pr+Lp [Lp Free Space Path Loss]
Pr=Pmeas-Gr+Lc-Gamp

Pmeas	Gr (dBi)	Lc (dB)	Gamp (dB)	Lp (dB)
-2.78	10.27	6.80	33.03	58.67

EIRP PSD;Band:6.2G;ax160;BWch:160MHz;Nss:1,(M0);Nant:2;Ch:6025MHz;TnomVnom

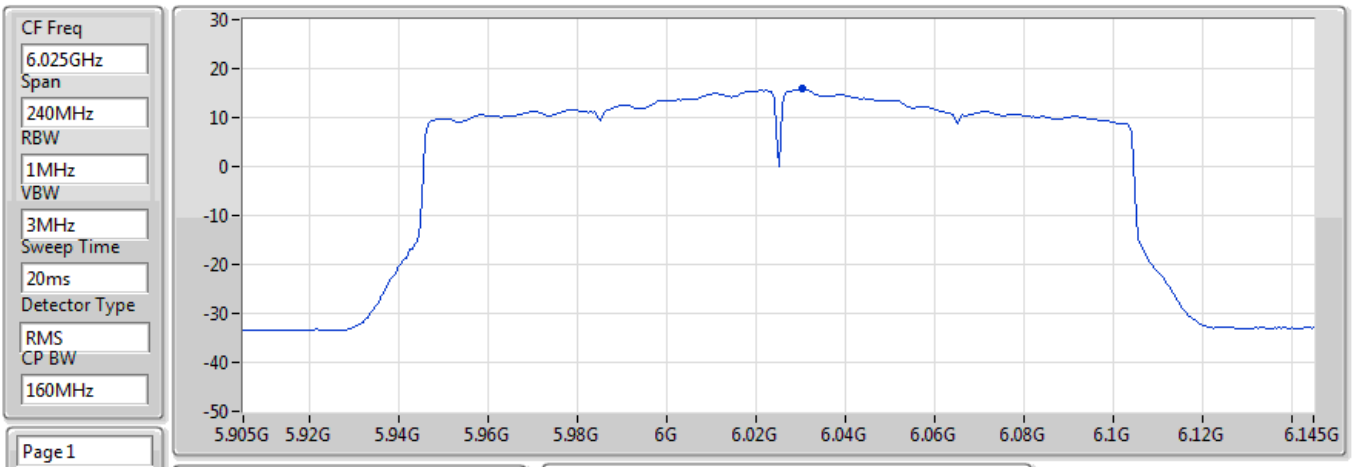

EIRP PSD (dBm)
15.79

EIRP=Pr+Lp [Lp Free Space Path Loss]
Pr=Pmeas-Gr+Lc-Gamp

Pmeas	Gr (dBi)	Lc (dB)	Gamp (dB)	Lp (dB)
-5.08	10.20	6.42	33.00	57.65

EIRP PSD;Band:6.2G;ax160;BWch:160MHz;Nss:1,(M0);Nant:2;Ch:6185MHz;TnomVnom

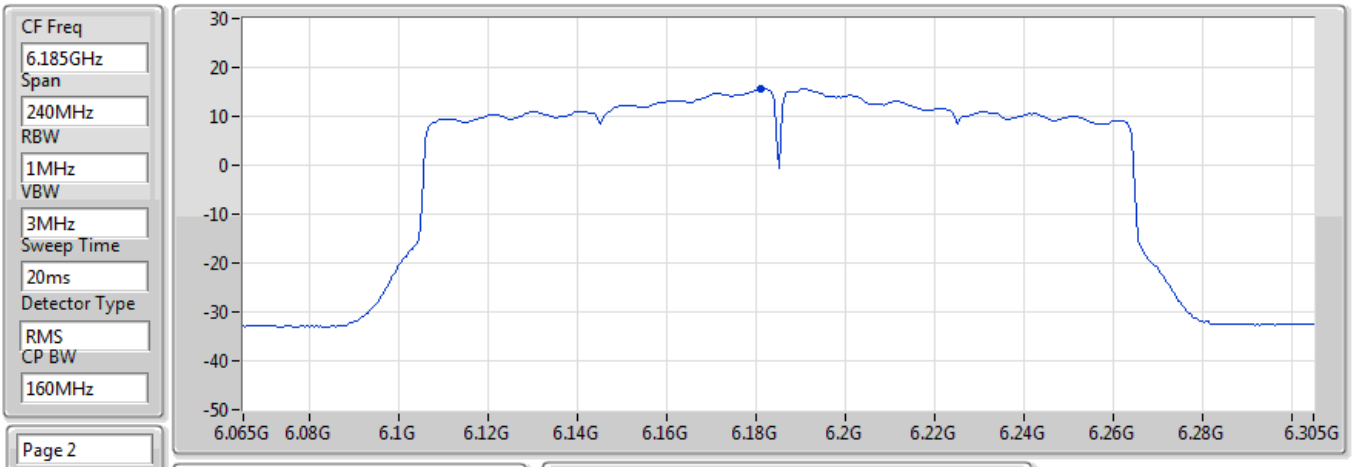

EIRP PSD (dBm)
15.58

EIRP=Pr+Lp [Lp Free Space Path Loss]
Pr=Pmeas-Gr+Lc-Gamp

Pmeas	Gr (dBi)	Lc (dB)	Gamp (dB)	Lp (dB)
-5.45	10.30	6.49	33.02	57.86

EIRP PSD;Band:6.2G;ax160;BWch:160MHz;Nss:1,(M0);Nant:2;Ch:6345MHz;TnomVnom

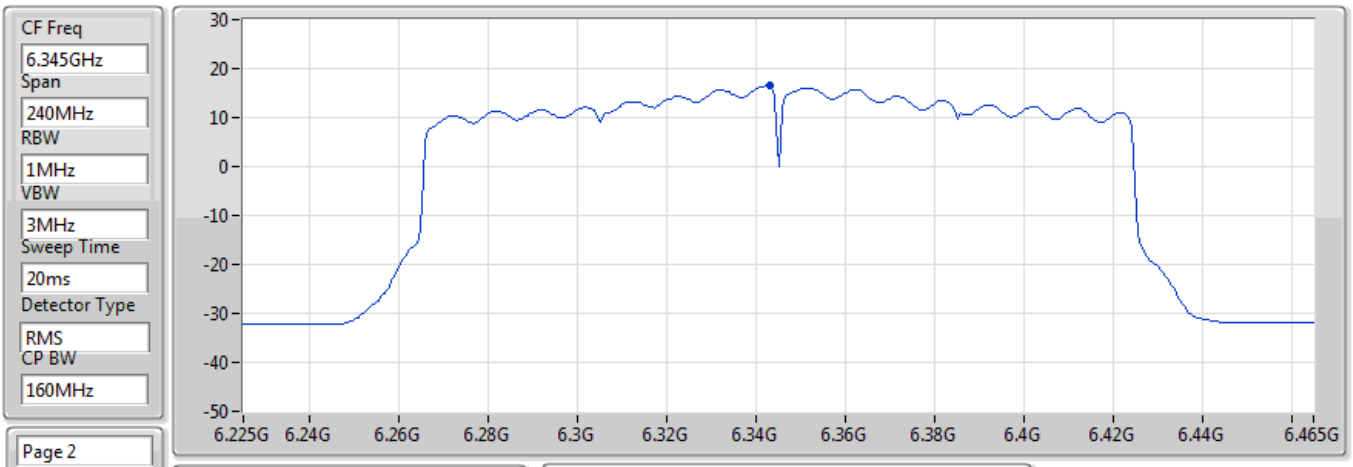

EIRP PSD (dBm)
16.44

EIRP=Pr+Lp [Lp Free Space Path Loss]
Pr=Pmeas-Gr+Lc-Gamp

Pmeas	Gr (dBi)	Lc (dB)	Gamp (dB)	Lp (dB)
-4.49	10.70	6.57	33.03	58.09

EIRP PSD;Band:6.7G;ax160;BWch:160MHz;Nss:1,(M0);Nant:2;Ch:6665MHz;TnomVnom

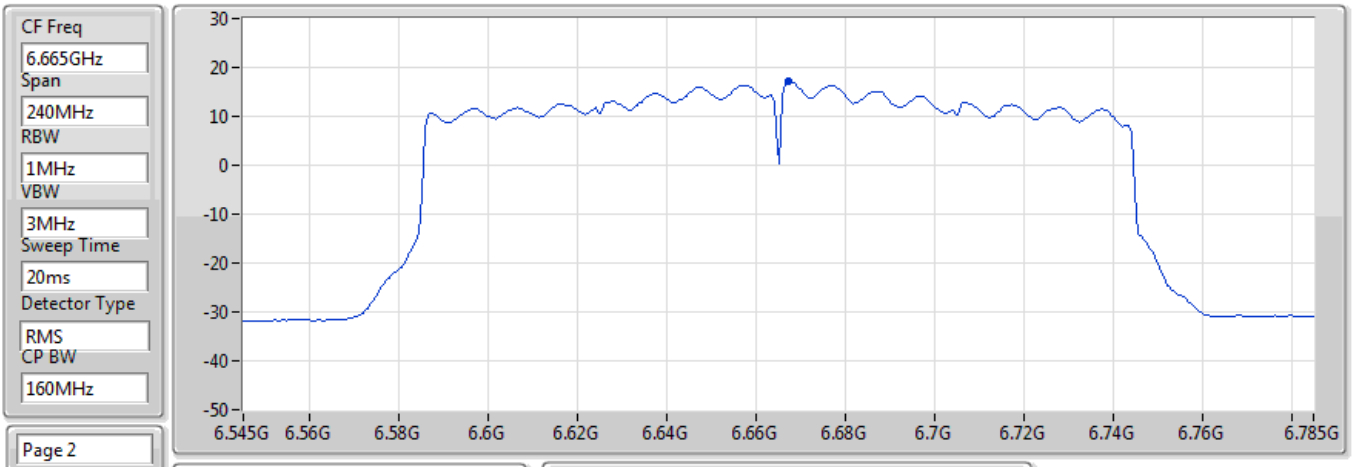

EIRP PSD (dBm)
17.09

EIRP=Pr+Lp [Lp Free Space Path Loss]
Pr=Pmeas-Gr+Lc-Gamp

Pmeas	Gr (dBi)	Lc (dB)	Gamp (dB)	Lp (dB)
-4.79	10.40	6.80	33.04	58.52

Summary

Mode	PD (dBm/RBW)	EIRP PD (dBm/RBW)
5.925-6.425GHz	-	-
802.11ax HEW20_Nss1,(MCS0)_2TX	-8.62	16.76
802.11ax HEW40_Nss1,(MCS0)_2TX	-11.00	14.38
802.11ax HEW80_Nss1,(MCS0)_2TX	-14.06	11.32
802.11ax HEW160_Nss1,(MCS0)_2TX	-16.81	8.57
6.525-6.875GHz	-	-
802.11ax HEW20_Nss1,(MCS0)_2TX	-9.43	16.79
802.11ax HEW40_Nss1,(MCS0)_2TX	-11.95	14.27
802.11ax HEW80_Nss1,(MCS0)_2TX	-15.08	11.14
802.11ax HEW160_Nss1,(MCS0)_2TX	-18.26	7.96

RBW = 500kHz for 5.725-5.85GHz band / 1MHz for other band;

Result

Mode	Result	DG (dBi)	Port 1 (dBm/RBW)	Port 2 (dBm/RBW)	PD (dBm/RBW)	EIRP PD (dBm/RBW)	EIRP PD Limit (dBm/RBW)
802.11ax HEW20_Nss1,(MCS0)_2TX	-	-	-	-	-	-	-
5955MHz	Pass	25.38	-11.76	-11.46	-8.71	16.67	17.00
6195MHz	Pass	25.38	-11.52	-11.57	-8.62	16.76	17.00
6415MHz	Pass	25.38	-11.85	-11.50	-8.86	16.52	17.00
6535MHz	Pass	26.22	-12.71	-12.11	-9.43	16.79	17.00
6695MHz	Pass	26.22	-12.87	-12.54	-9.70	16.52	17.00
6855MHz	Pass	26.22	-12.26	-12.63	-9.57	16.65	17.00
802.11ax HEW40_Nss1,(MCS0)_2TX	-	-	-	-	-	-	-
5965MHz	Pass	25.38	-13.74	-13.95	-11.00	14.38	17.00
6205MHz	Pass	25.38	-13.86	-14.15	-11.15	14.23	17.00
6405MHz	Pass	25.38	-14.44	-14.08	-11.32	14.06	17.00
6565MHz	Pass	26.22	-15.33	-16.18	-12.84	13.38	17.00
6685MHz	Pass	26.22	-15.38	-15.43	-12.53	13.69	17.00
6845MHz	Pass	26.22	-14.66	-15.17	-11.95	14.27	17.00
802.11ax HEW80_Nss1,(MCS0)_2TX	-	-	-	-	-	-	-
5985MHz	Pass	25.38	-16.53	-17.23	-14.06	11.32	17.00
6225MHz	Pass	25.38	-17.18	-17.54	-14.47	10.91	17.00
6385MHz	Pass	25.38	-17.59	-17.20	-14.54	10.84	17.00
6625MHz	Pass	26.22	-17.84	-18.44	-15.23	10.99	17.00
6705MHz	Pass	26.22	-18.26	-17.84	-15.11	11.11	17.00
6785MHz	Pass	26.22	-17.98	-17.94	-15.08	11.14	17.00
802.11ax HEW160_Nss1,(MCS0)_2TX	-	-	-	-	-	-	-
6025MHz	Pass	25.38	-19.89	-19.53	-16.81	8.57	17.00
6185MHz	Pass	25.38	-20.35	-19.72	-17.35	8.03	17.00
6345MHz	Pass	25.38	-20.53	-19.83	-17.52	7.86	17.00
6665MHz	Pass	26.22	-20.27	-22.25	-18.26	7.96	17.00

DG = Directional Gain; RBW = 500kHz for 5.725-5.85GHz band / 1MHz for other band;
PD = trace bin-by-bin of each transmits port summing can be performed maximum power density; Port X = Port X Power Density;

5.925-6.425GHz_802.11ax HEW20_Nss1,(MCS0)_2TX **PSD**

5955MHz

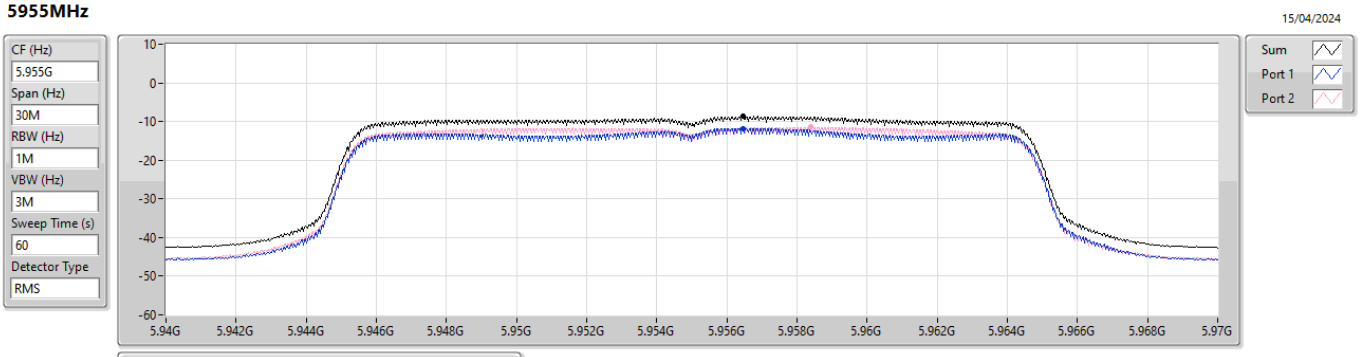

Sum	PD	Port 1	Port 2
(dBm/RBW)	(dBm/RBW)	(dBm/RBW)	(dBm/RBW)
-8.71	-8.71	-11.76	-11.46

5.925-6.425GHz_802.11ax HEW20_Nss1,(MCS0)_2TX **PSD**

6195MHz

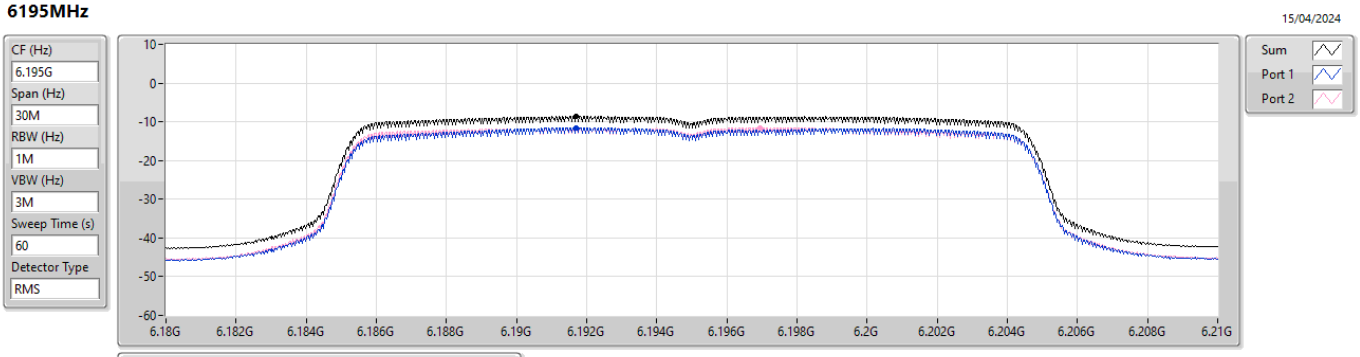

Sum	PD	Port 1	Port 2
(dBm/RBW)	(dBm/RBW)	(dBm/RBW)	(dBm/RBW)
-8.62	-8.62	-11.52	-11.57

5.925-6.425GHz_802.11ax HEW20_Nss1,(MCS0)_2TX **PSD**

6415MHz

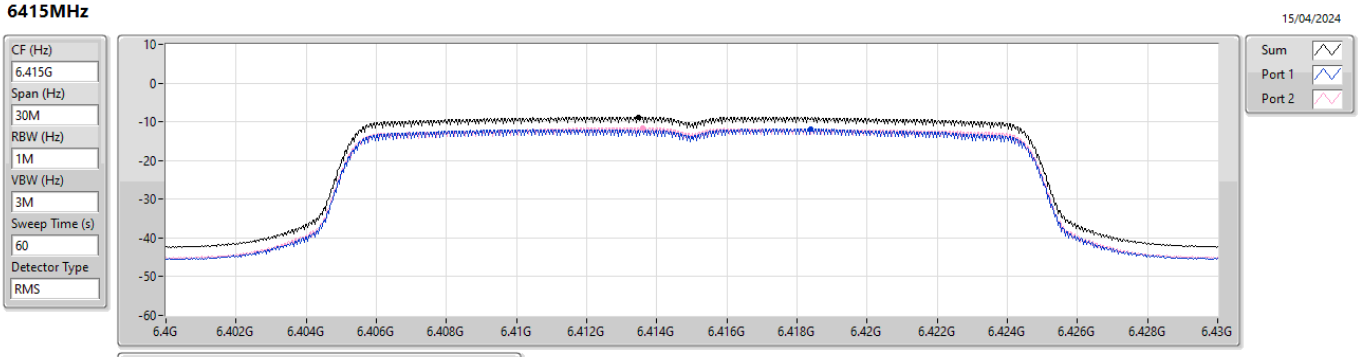

Sum	PD	Port 1	Port 2
(dBm/RBW)	(dBm/RBW)	(dBm/RBW)	(dBm/RBW)
-8.86	-8.86	-11.85	-11.50

6.525-6.875GHz_802.11ax HEW20_Nss1,(MCS0)_2TX **PSD**

6535MHz

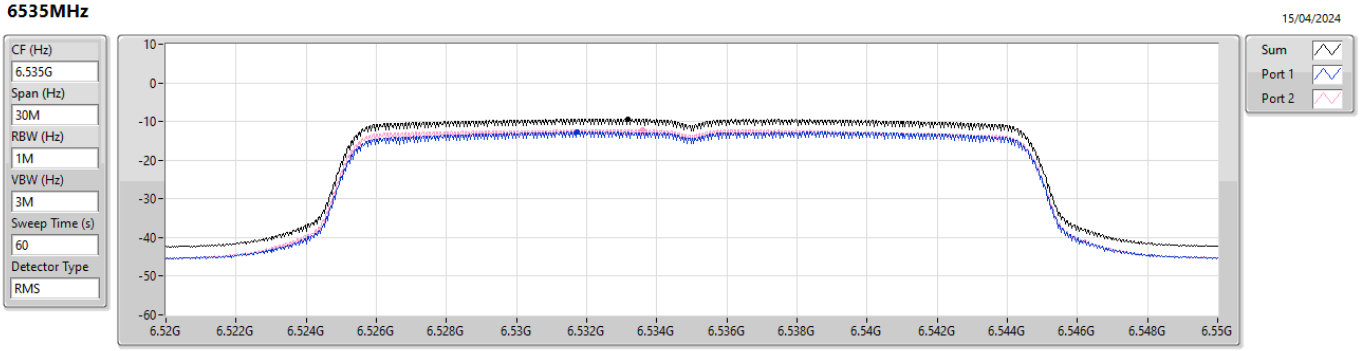

Sum	PD	Port 1	Port 2
(dBm/RBW)	(dBm/RBW)	(dBm/RBW)	(dBm/RBW)
-9.43	-9.43	-12.71	-12.11

6.525-6.875GHz_802.11ax HEW20_Nss1,(MCS0)_2TX **PSD**

6695MHz

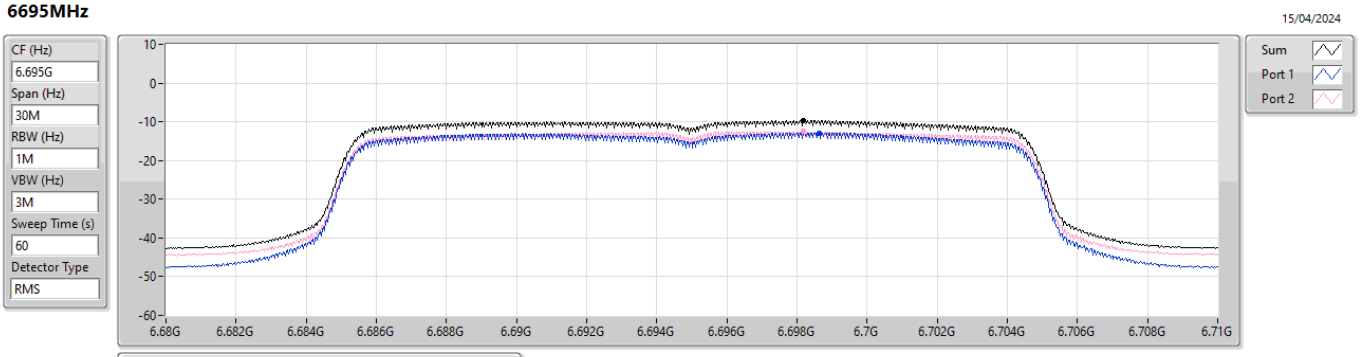

Sum	PD	Port 1	Port 2
(dBm/RBW)	(dBm/RBW)	(dBm/RBW)	(dBm/RBW)
-9.70	-9.70	-12.87	-12.54

6.525-6.875GHz_802.11ax HEW20_Nss1,(MCS0)_2TX **PSD**

6855MHz

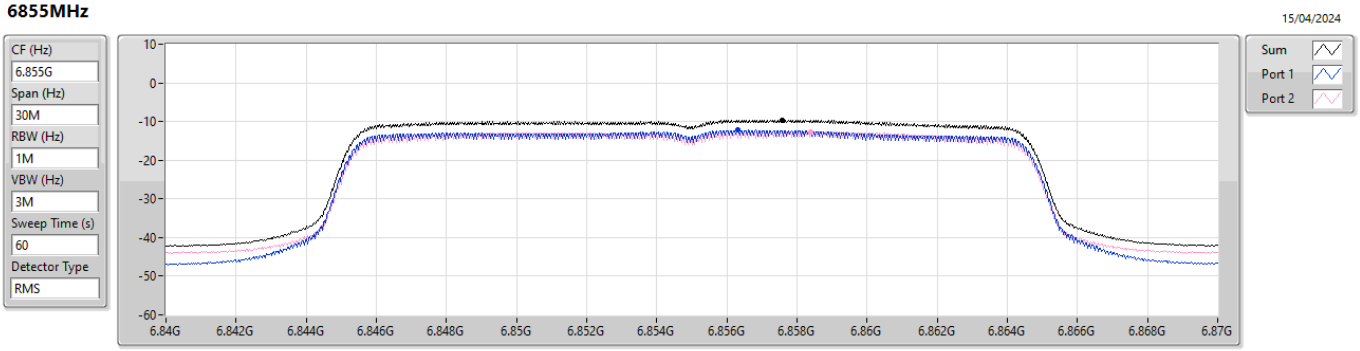

Sum	PD	Port 1	Port 2
(dBm/RBW)	(dBm/RBW)	(dBm/RBW)	(dBm/RBW)
-9.57	-9.57	-12.26	-12.63

5.925-6.425GHz_802.11ax HEW40_Nss1,(MCS0)_2TX **PSD**

5965MHz

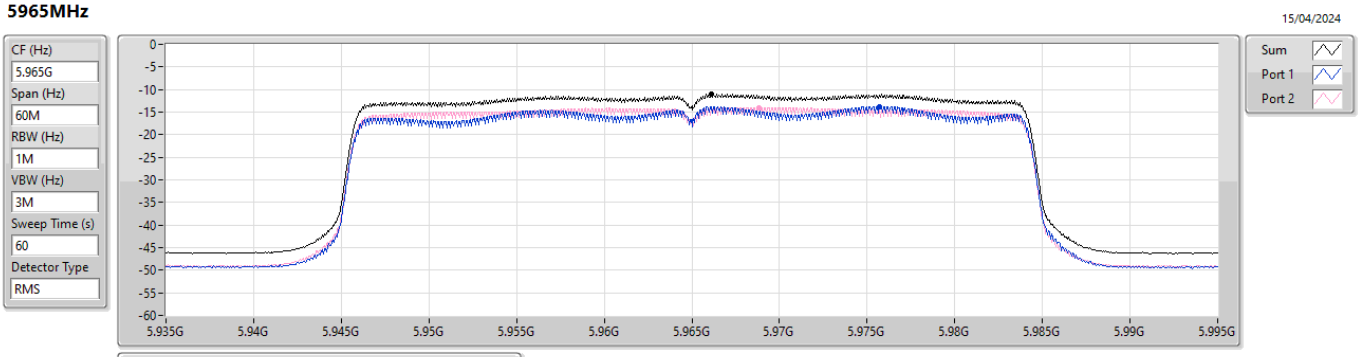

Sum	PD	Port 1	Port 2
(dBm/RBW)	(dBm/RBW)	(dBm/RBW)	(dBm/RBW)
-11.00	-11.00	-13.74	-13.95

5.925-6.425GHz_802.11ax HEW40_Nss1,(MCS0)_2TX **PSD**

6205MHz

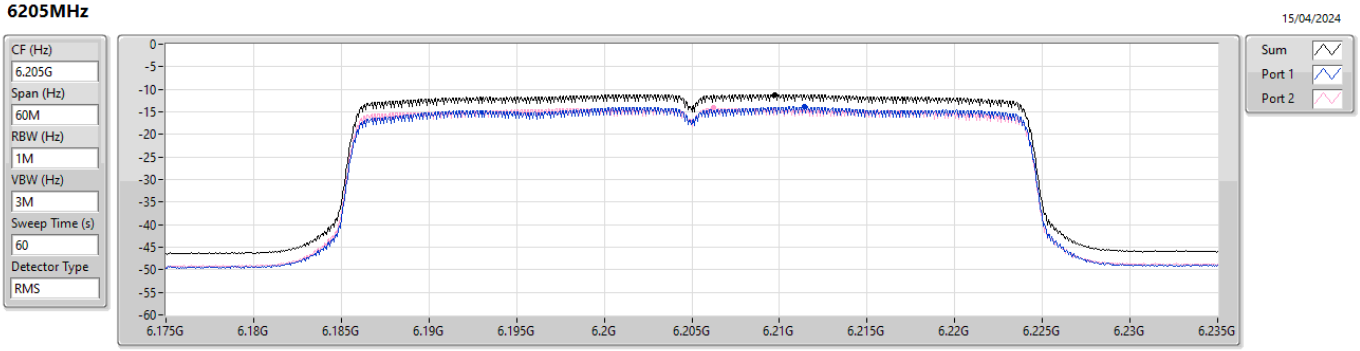

Sum	PD	Port 1	Port 2
(dBm/RBW)	(dBm/RBW)	(dBm/RBW)	(dBm/RBW)
-11.15	-11.15	-13.86	-14.15

5.925-6.425GHz_802.11ax HEW40_Nss1,(MCS0)_2TX **PSD**

6405MHz

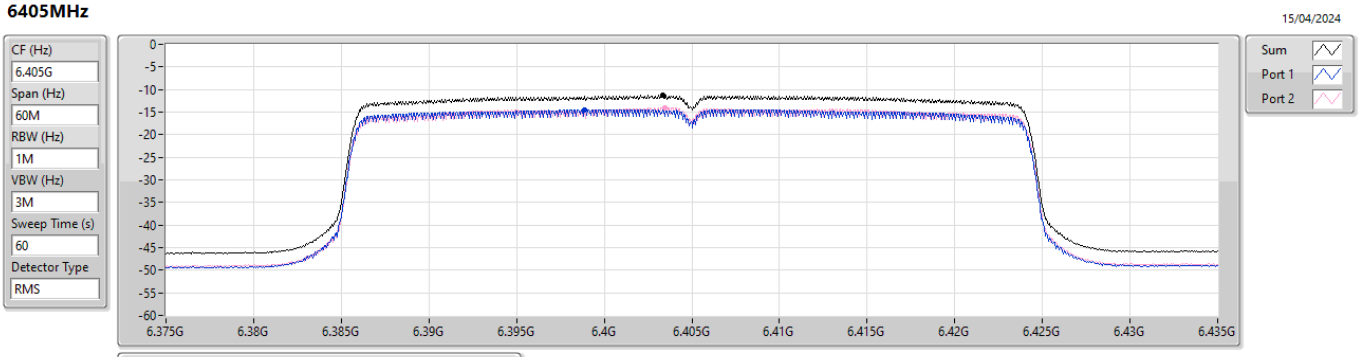

Sum	PD	Port 1	Port 2
(dBm/RBW)	(dBm/RBW)	(dBm/RBW)	(dBm/RBW)
-11.32	-11.32	-14.44	-14.08

6.525-6.875GHz_802.11ax HEW40_Nss1,(MCS0)_2TX **PSD**

6565MHz

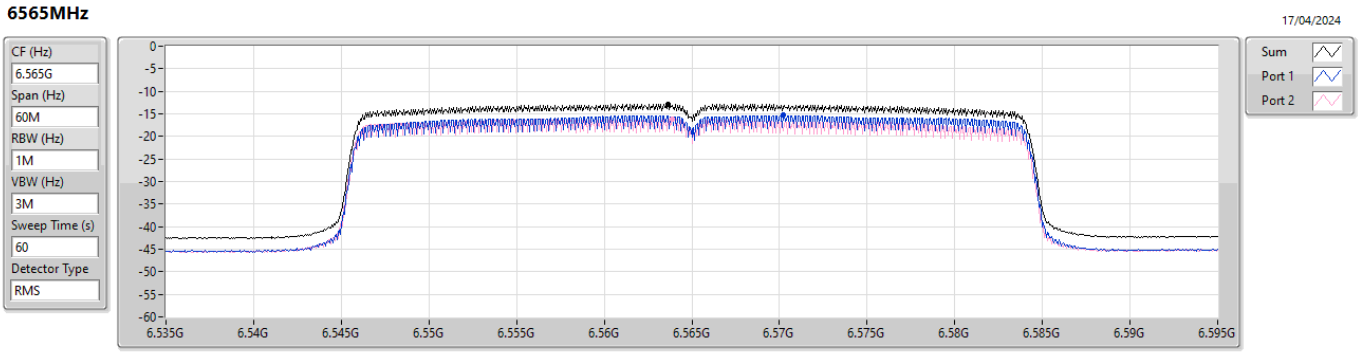

Sum	PD	Port 1	Port 2
(dBm/RBW)	(dBm/RBW)	(dBm/RBW)	(dBm/RBW)
-12.84	-12.84	-15.33	-16.18

6.525-6.875GHz_802.11ax HEW40_Nss1,(MCS0)_2TX **PSD**

6685MHz

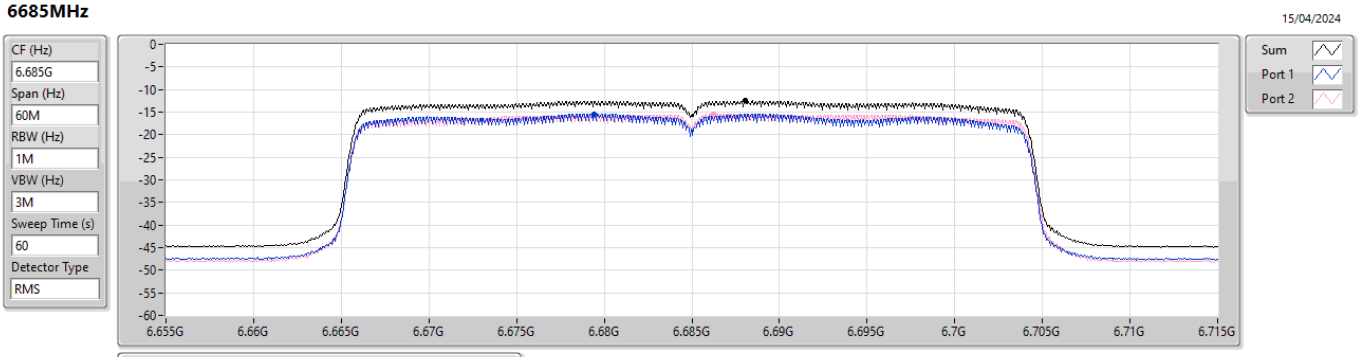

Sum	PD	Port 1	Port 2
(dBm/RBW)	(dBm/RBW)	(dBm/RBW)	(dBm/RBW)
-12.53	-12.53	-15.38	-15.43

6.525-6.875GHz_802.11ax HEW40_Nss1,(MCS0)_2TX **PSD**

6845MHz

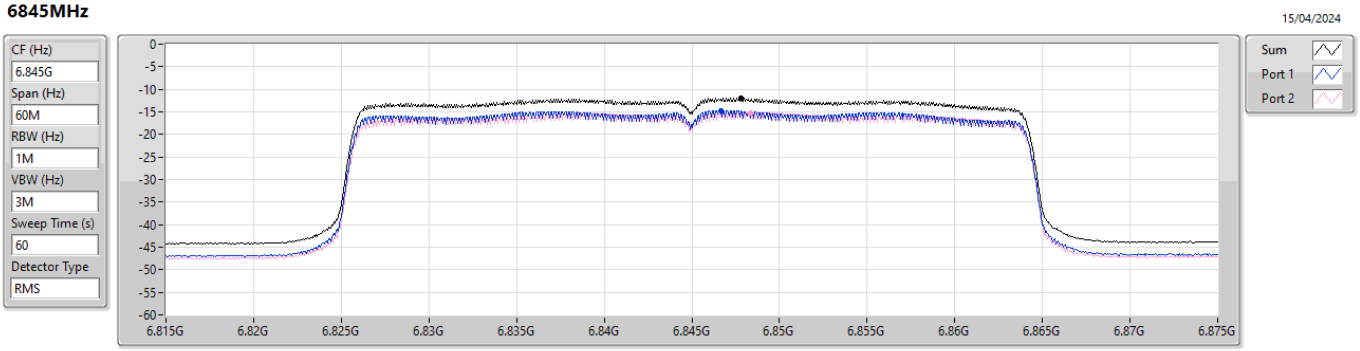

Sum	PD	Port 1	Port 2
(dBm/RBW)	(dBm/RBW)	(dBm/RBW)	(dBm/RBW)
-11.95	-11.95	-14.66	-15.17

5.925-6.425GHz_802.11ax HEW80_Nss1,(MCS0)_2TX **PSD**

5985MHz

15/04/2024

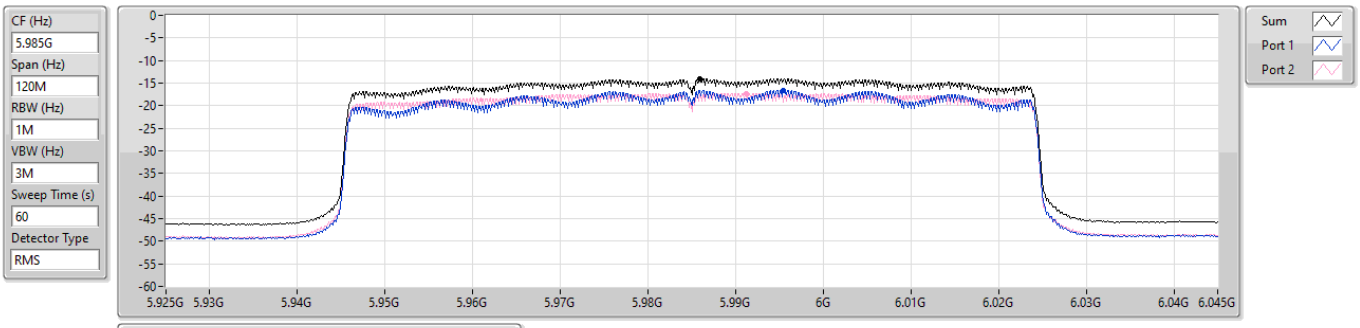

Sum	PD	Port 1	Port 2
(dBm/RBW)	(dBm/RBW)	(dBm/RBW)	(dBm/RBW)
-14.06	-14.06	-16.53	-17.23

5.925-6.425GHz_802.11ax HEW80_Nss1,(MCS0)_2TX **PSD**

6225MHz

15/04/2024

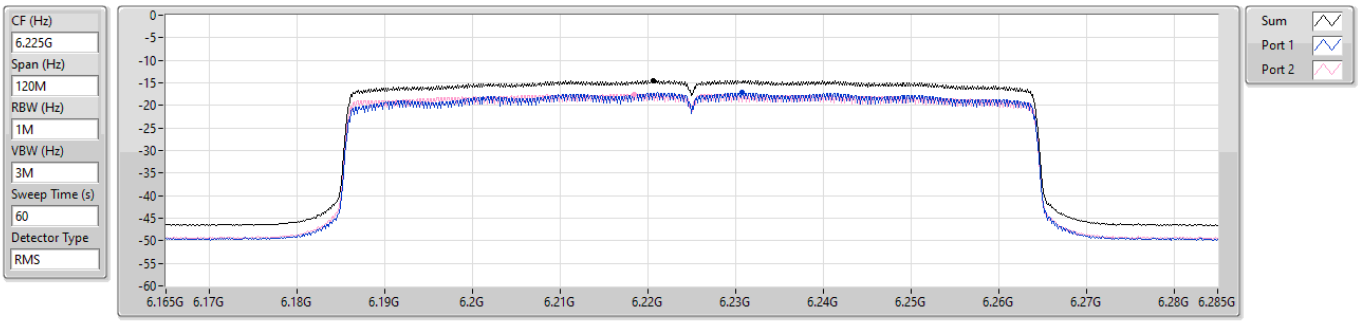

Sum	PD	Port 1	Port 2
(dBm/RBW)	(dBm/RBW)	(dBm/RBW)	(dBm/RBW)
-14.47	-14.47	-17.18	-17.54

5.925-6.425GHz_802.11ax HEW80_Nss1,(MCS0)_2TX **PSD**

6385MHz

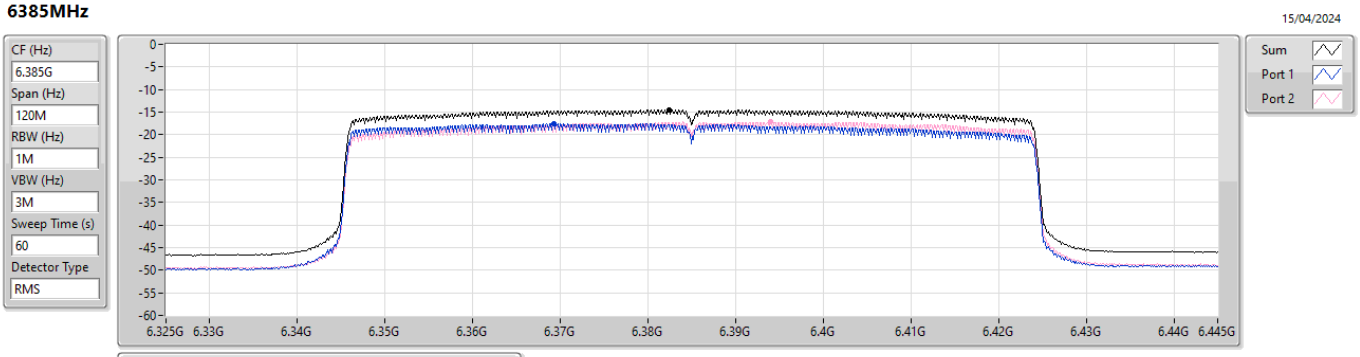

Sum	PD	Port 1	Port 2
(dBm/RBW)	(dBm/RBW)	(dBm/RBW)	(dBm/RBW)
-14.54	-14.54	-17.59	-17.20

6.525-6.875GHz_802.11ax HEW80_Nss1,(MCS0)_2TX **PSD**

6625MHz

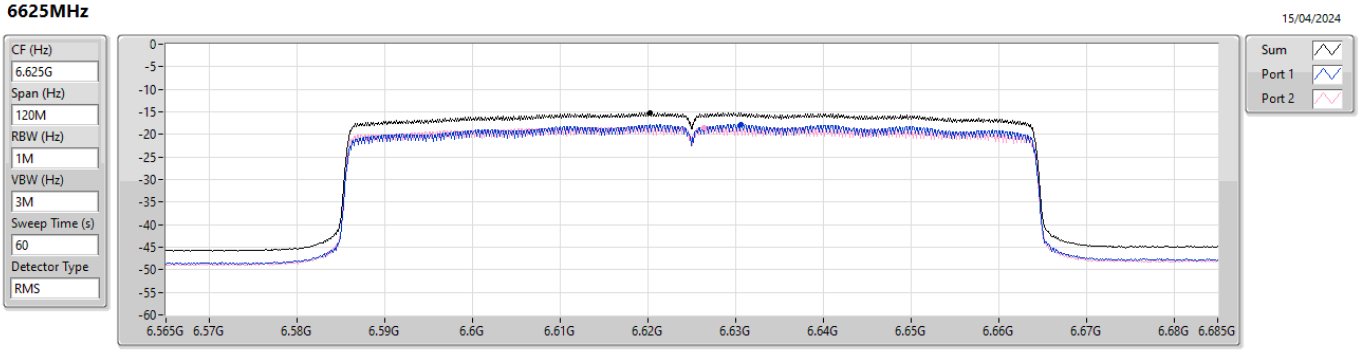

Sum	PD	Port 1	Port 2
(dBm/RBW)	(dBm/RBW)	(dBm/RBW)	(dBm/RBW)
-15.23	-15.23	-17.84	-18.44

6.525-6.875GHz_802.11ax HEW80_Nss1,(MCS0)_2TX **PSD**

6705MHz

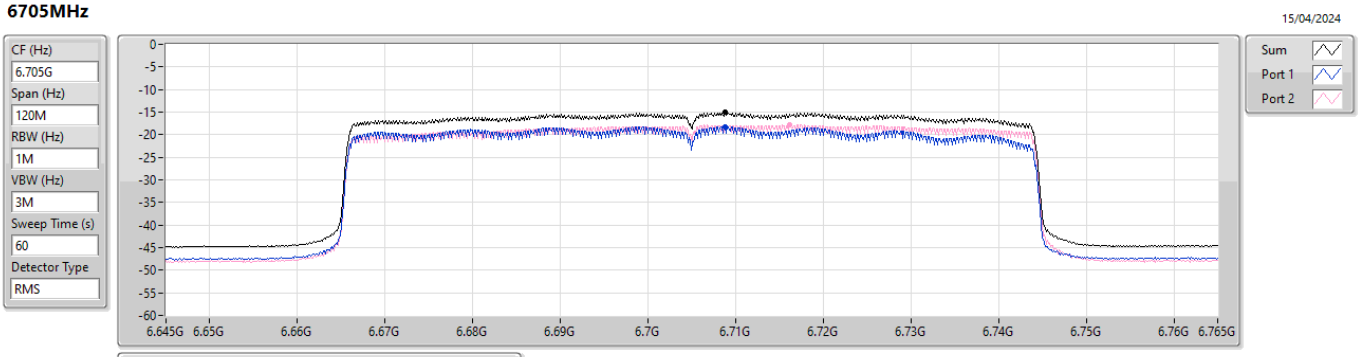

Sum	PD	Port 1	Port 2
(dBm/RBW)	(dBm/RBW)	(dBm/RBW)	(dBm/RBW)
-15.11	-15.11	-18.26	-17.84

6.525-6.875GHz_802.11ax HEW80_Nss1,(MCS0)_2TX **PSD**

6785MHz

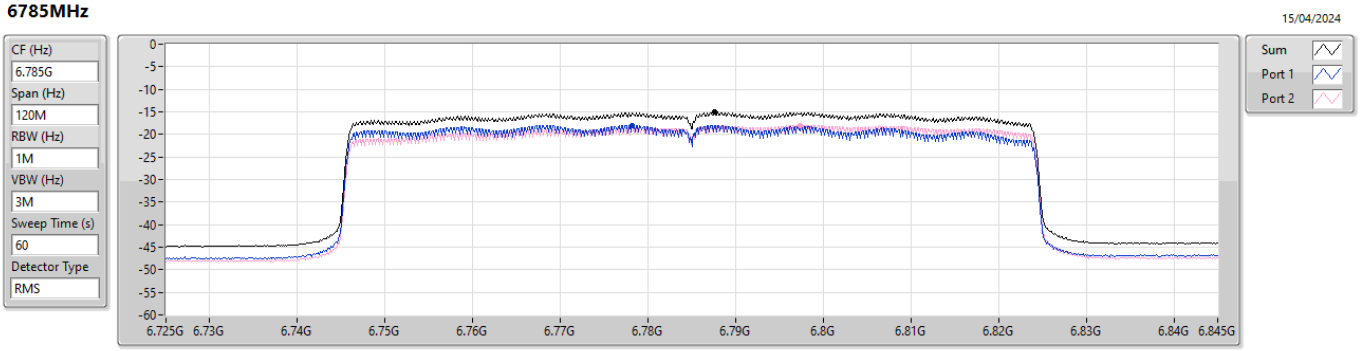

Sum	PD	Port 1	Port 2
(dBm/RBW)	(dBm/RBW)	(dBm/RBW)	(dBm/RBW)
-15.08	-15.08	-17.98	-17.94

5.925-6.425GHz_802.11ax HEW160_Nss1,(MCS0)_2TX **PSD**

6025MHz

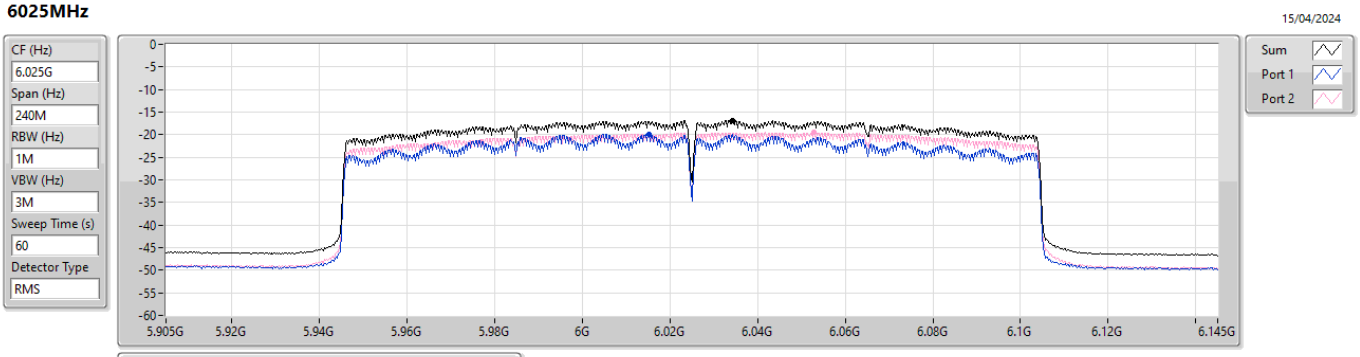

Sum	PD	Port 1	Port 2
(dBm/RBW)	(dBm/RBW)	(dBm/RBW)	(dBm/RBW)
-16.81	-16.81	-19.89	-19.53

5.925-6.425GHz_802.11ax HEW160_Nss1,(MCS0)_2TX **PSD**

6185MHz

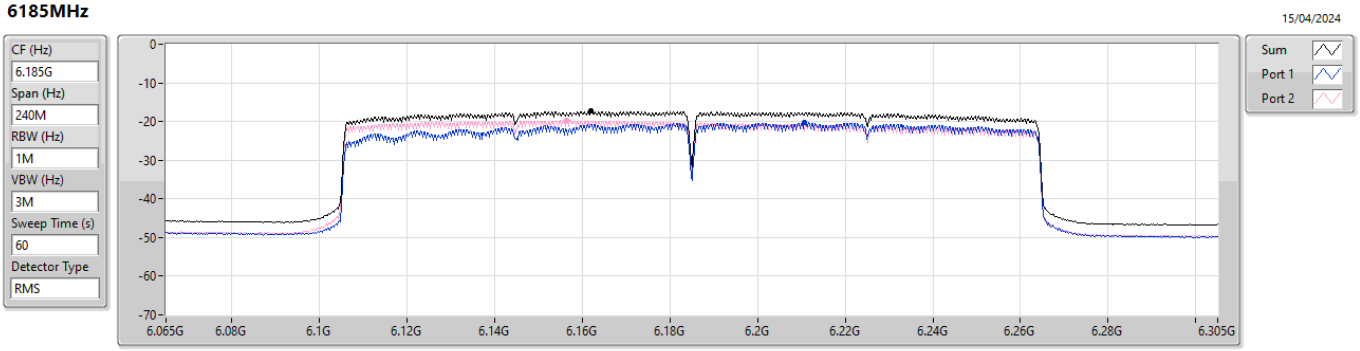

Sum	PD	Port 1	Port 2
(dBm/RBW)	(dBm/RBW)	(dBm/RBW)	(dBm/RBW)
-17.35	-17.35	-20.35	-19.72

5.925-6.425GHz_802.11ax HEW160_Nss1,(MCS0)_2TX **PSD**

6345MHz

15/04/2024

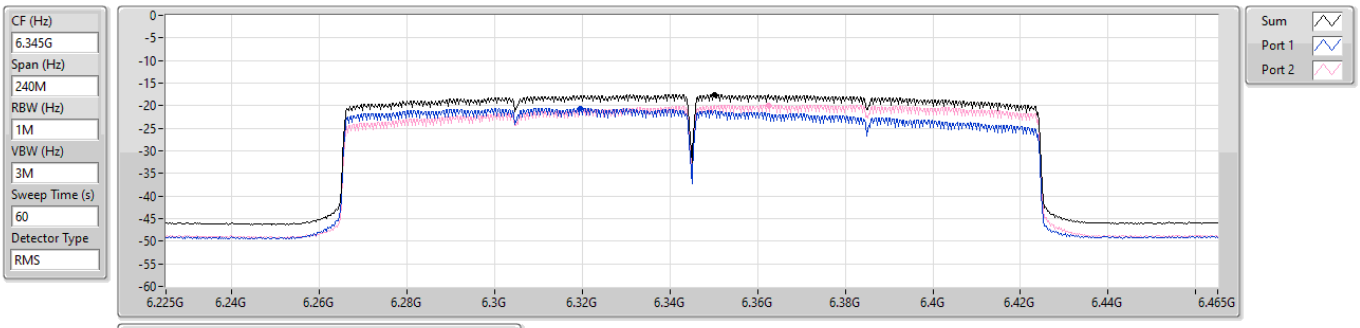

Sum	PD	Port 1	Port 2
(dBm/RBW)	(dBm/RBW)	(dBm/RBW)	(dBm/RBW)
-17.52	-17.52	-20.53	-19.83

6.525-6.875GHz_802.11ax HEW160_Nss1,(MCS0)_2TX **PSD**

6665MHz

17/04/2024

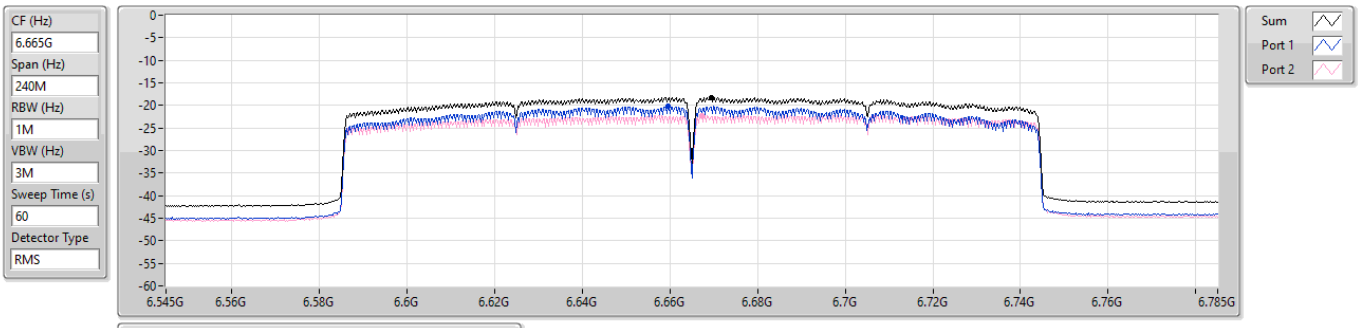

Sum	PD	Port 1	Port 2
(dBm/RBW)	(dBm/RBW)	(dBm/RBW)	(dBm/RBW)
-18.26	-18.26	-20.27	-22.25

Summary

Mode	Result	Type	Freq (Hz)	Level (dBuV/m)	Limit (dBuV/m)	Margin (dB)	Condition
Mode 1	Pass	PK	34.85M	36.88	40.00	-3.12	Vertical

Mode 1

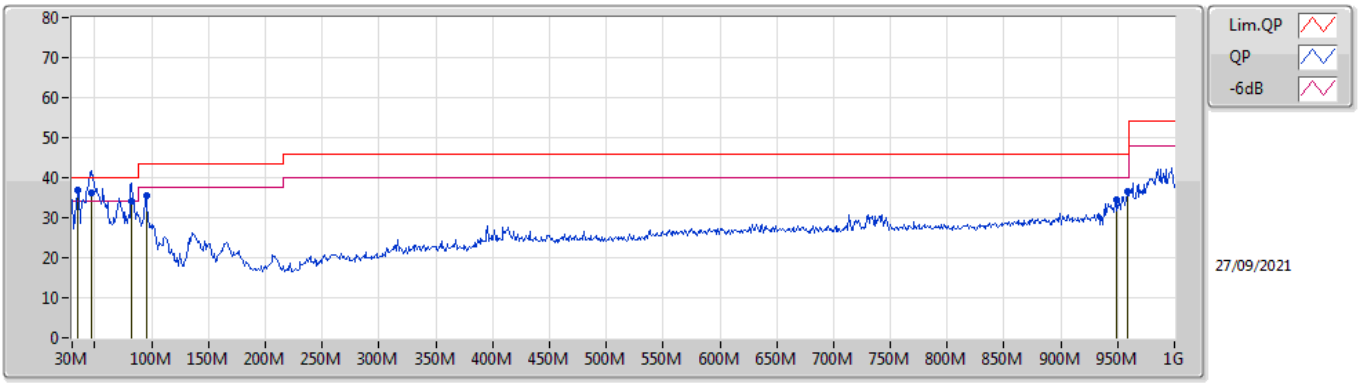

Type	Freq	Level	Limit	Margin	Factor	Dist	Condition	Azimuth	Height	Comment	Raw	AF	CL	PA
	(Hz)	(dBuV/m)	(dBuV/m)	(dB)	(dB/m)	(m)		(°)	(m)		(dBuV/m)	(dB/m)	(dB)	(dB)
PK	34.85M	36.88	40.00	-3.12	-9.58	3	Vertical	246	1.00	"Worst"	46.46	21.51	0.50	31.59
QP	47.46M	36.26	40.00	-3.74	-16.24	3	Vertical	97	1.00	-	52.50	14.90	0.60	31.74
QP	82.38M	34.17	40.00	-5.83	-17.83	3	Vertical	36	1.00	-	52.00	13.14	0.95	31.92
PK	94.99M	35.50	43.50	-8.00	-15.00	3	Vertical	226	1.25	-	50.50	15.79	1.10	31.89
PK	949.56M	34.40	46.00	-11.60	-1.82	3	Vertical	359	1.25	-	36.22	26.45	4.30	32.57
PK	959.26M	36.45	46.00	-9.55	-1.67	3	Vertical	193	1.50	-	38.12	26.58	4.32	32.57

Mode 1

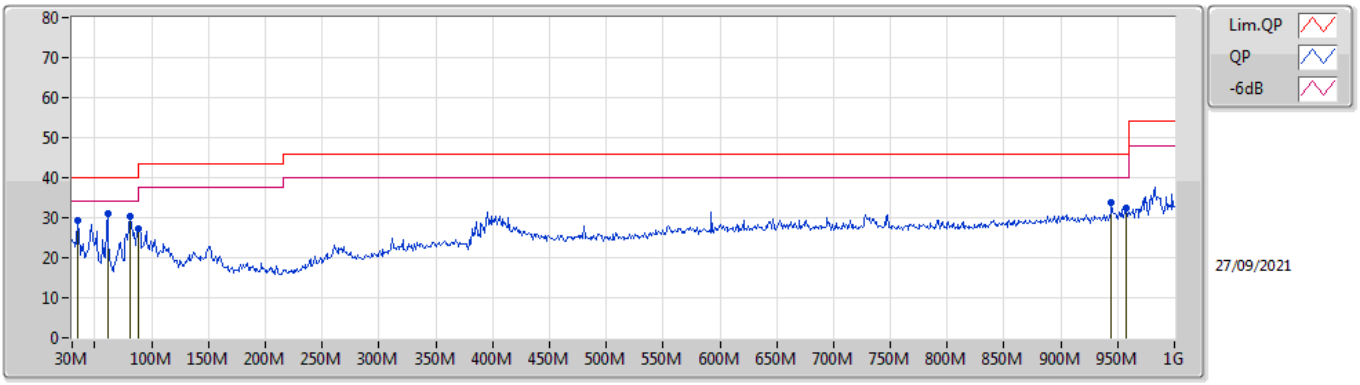

Type	Freq	Level	Limit	Margin	Factor	Dist	Condition	Azimuth	Height	Comment	Raw	AF	CL	PA
	(Hz)	(dBuV/m)	(dBuV/m)	(dB)	(dB/m)	(m)		(°)	(m)		(dBuV/m)	(dB/m)	(dB)	(dB)
PK	34.85M	29.46	40.00	-10.54	-9.58	3	Horizontal	359	1.50	-	39.04	21.51	0.50	31.59
PK	61.04M	31.01	40.00	-8.99	-18.85	3	Horizontal	1	2.00	"Worst"	49.86	12.20	0.80	31.85
PK	80.44M	30.18	40.00	-9.82	-18.18	3	Horizontal	353	2.00	-	48.36	12.83	0.91	31.92
PK	88M	27.27	40.00	-12.73	-16.66	3	Horizontal	239	2.00	-	43.93	14.25	1.00	31.91
PK	944.71M	33.73	46.00	-12.27	-1.90	3	Horizontal	315	1.00	-	35.63	26.38	4.30	32.58
PK	957.32M	32.48	46.00	-13.52	-1.70	3	Horizontal	97	1.25	-	34.18	26.56	4.31	32.57

Summary

Mode	Result	Type	Freq (Hz)	Level (dBuV/m)	Limit (dBuV/m)	Margin (dB)	Dist (m)	Condition	Azimuth (°)	Height (m)	Comments
5.925-6.425GHz	-	-	-	-	-	-	-	-	-	-	-
802.11ax HEW20_Nss1,(MCS0)_2TX	Pass	AV	17.86631G	51.36	54.00	-2.64	3	Vertical	215	1.75	-

5.925-6.425GHz_802.11ax HEW20_Nss1,(MCS0)_2TX

5955MHz_TX

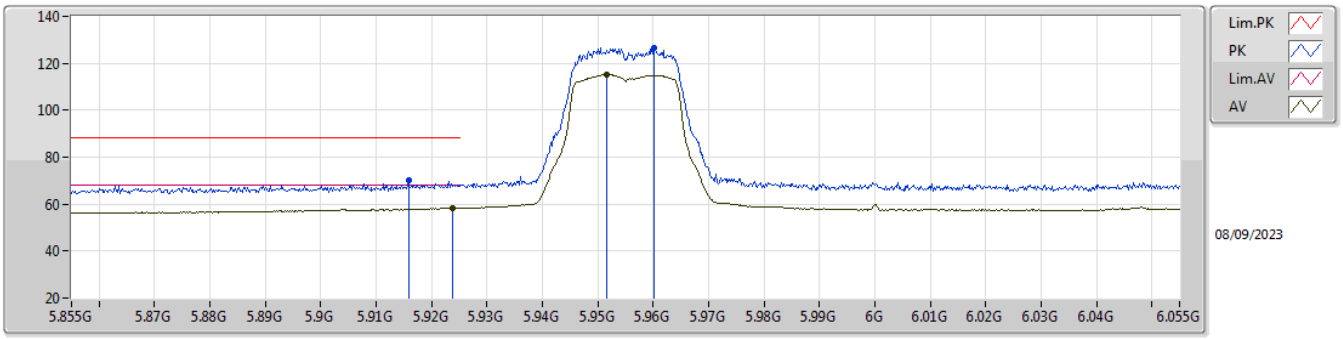

EUT Z_2TX
Setting 12.5
01-D-C-6-10

Type	Freq	Level	Limit	Margin	Raw	Dist	Condition	Azimuth	Height	Comment	AF	CL	PA
	(Hz)	(dBuV/m)	(dBuV/m)	(dB)	(dBuV)	(m)		(°)	(m)		(dB)	(dB)	(dB)
PK	5.9158G	70.00	88.20	-18.20	61.25	3	Vertical	0	1.52	-	35.36	6.36	32.97
RMS	5.9238G	58.33	88.20	-29.87	49.54	3	Vertical	0	1.52	-	35.40	6.36	32.97
PK	5.9602G	126.60	Inf	-Inf	117.71	3	Vertical	0	1.52	-	35.50	6.38	32.99
RMS	5.9516G	115.26	Inf	-Inf	106.36	3	Vertical	0	1.52	-	35.50	6.38	32.98

5.925-6.425GHz_802.11ax HEW20_Nss1,(MCS0)_2TX

5955MHz_TX

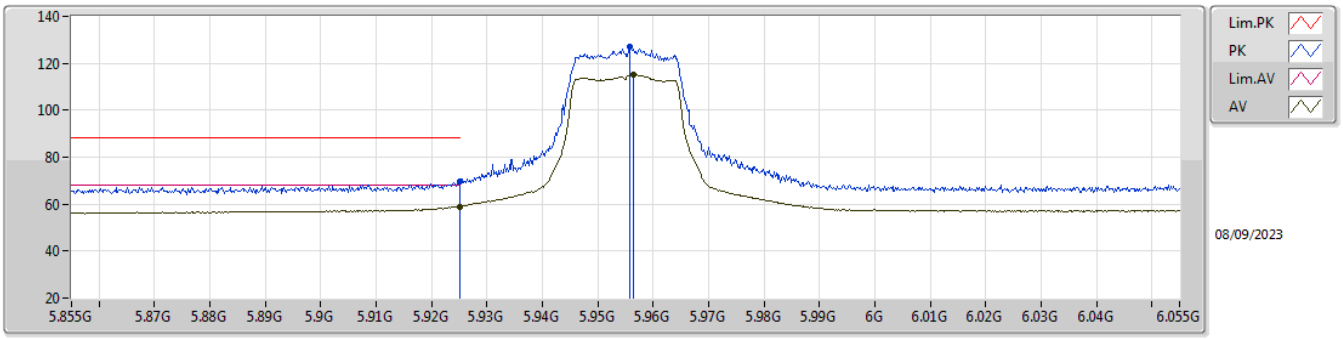

EUT Z_2TX
Setting 12.5
01-D-C-6-10

Type	Freq	Level	Limit	Margin	Raw	Dist	Condition	Azimuth	Height	Comment	AF	CL	PA
	(Hz)	(dBuV/m)	(dBuV/m)	(dB)	(dBuV)	(m)		(°)	(m)		(dB)	(dB)	(dB)
PK	5.925G	69.90	88.20	-18.30	61.11	3	Horizontal	360	1.46	-	35.40	6.36	32.97
RMS	5.925G	58.99	88.20	-29.21	50.20	3	Horizontal	360	1.46	-	35.40	6.36	32.97
PK	5.9558G	127.20	Inf	-Inf	118.30	3	Horizontal	360	1.46	-	35.50	6.38	32.98
RMS	5.9564G	115.01	Inf	-Inf	106.12	3	Horizontal	360	1.46	-	35.50	6.38	32.99

5.925-6.425GHz_802.11ax HEW20_Nss1,(MCS0)_2TX

5955MHz_TX

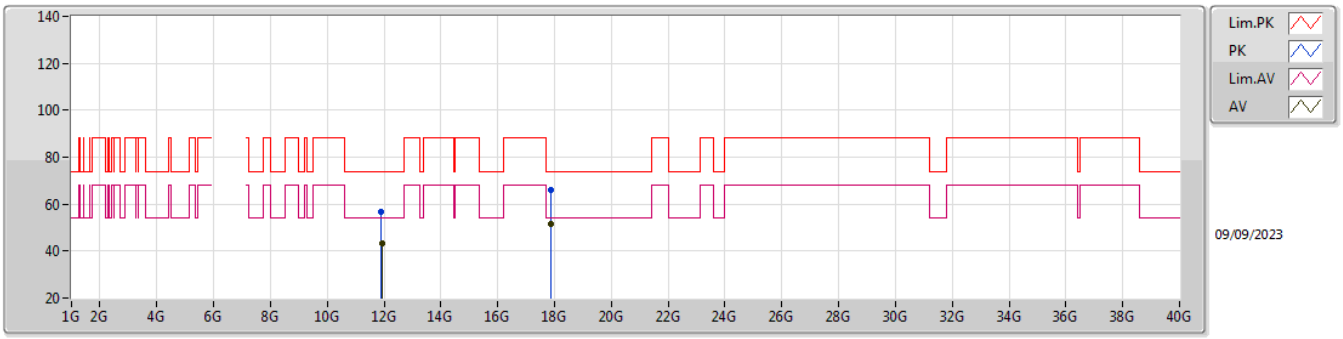

EUT Z_2TX
Setting 12.5
01-D-B-5

Type	Freq	Level	Limit	Margin	Raw	Dist	Condition	Azimuth	Height	Comment	AF	CL	PA
	(Hz)	(dBuV/m)	(dBuV/m)	(dB)	(dBuV)	(m)		(°)	(m)		(dB)	(dB)	(dB)
PK	11.91243G	56.66	74.00	-17.34	41.25	3	Vertical	1	1.80	-	38.81	9.06	32.46
AV	11.92458G	43.20	54.00	-10.80	27.77	3	Vertical	1	1.80	-	38.82	9.07	32.46
PK	17.86438G	66.08	74.00	-7.92	42.25	3	Vertical	215	1.75	-	42.69	11.45	30.31
AV	17.86631G	51.36	54.00	-2.64	27.51	3	Vertical	215	1.75	-	42.70	11.45	30.30

5.925-6.425GHz_802.11ax HEW20_Nss1,(MCS0)_2TX

5955MHz_TX

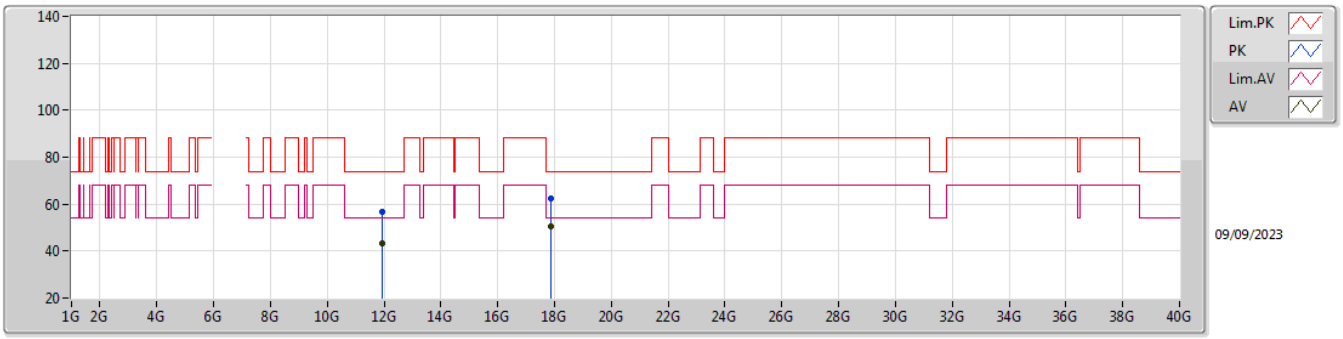

EUT Z_2TX
Setting 12.5
01-D-B-5

Type	Freq	Level	Limit	Margin	Raw	Dist	Condition	Azimuth	Height	Comment	AF	CL	PA
	(Hz)	(dBuV/m)	(dBuV/m)	(dB)	(dBuV)	(m)		(°)	(m)		(dB)	(dB)	(dB)
PK	11.92473G	56.55	74.00	-17.45	41.12	3	Horizontal	351	1.80	-	38.82	9.07	32.46
AV	11.91969G	43.10	54.00	-10.90	27.67	3	Horizontal	351	1.80	-	38.82	9.07	32.46
PK	17.86053G	62.62	74.00	-11.38	38.82	3	Horizontal	190	1.88	-	42.68	11.44	30.32
AV	17.86709G	50.46	54.00	-3.54	26.61	3	Horizontal	190	1.88	-	42.70	11.45	30.30

5.925-6.425GHz_802.11ax HEW20_Nss1,(MCS0)_2TX

5955MHz_TX

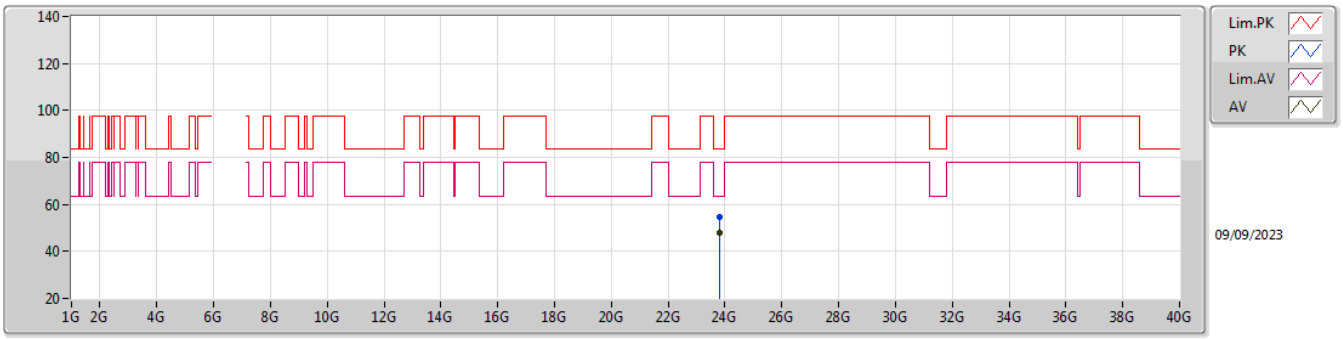

EUT Z_2TX
Setting 12.5
01-D-R-5

Type	Freq	Level	Limit	Margin	Raw	Dist	Condition	Azimuth	Height	Comment	AF	CL	PA
	(Hz)	(dBuV/m)	(dBuV/m)	(dB)	(dBuV)	(m)		(°)	(m)		(dB)	(dB)	(dB)
PK	23.82001G	54.58	83.54	-28.96	46.91	1	Vertical	356	1.75	-	38.98	18.96	50.27
AV	23.81992G	48.08	63.54	-15.46	40.41	1	Vertical	356	1.75	-	38.98	18.96	50.27

5.925-6.425GHz_802.11ax HEW20_Nss1,(MCS0)_2TX

5955MHz_TX

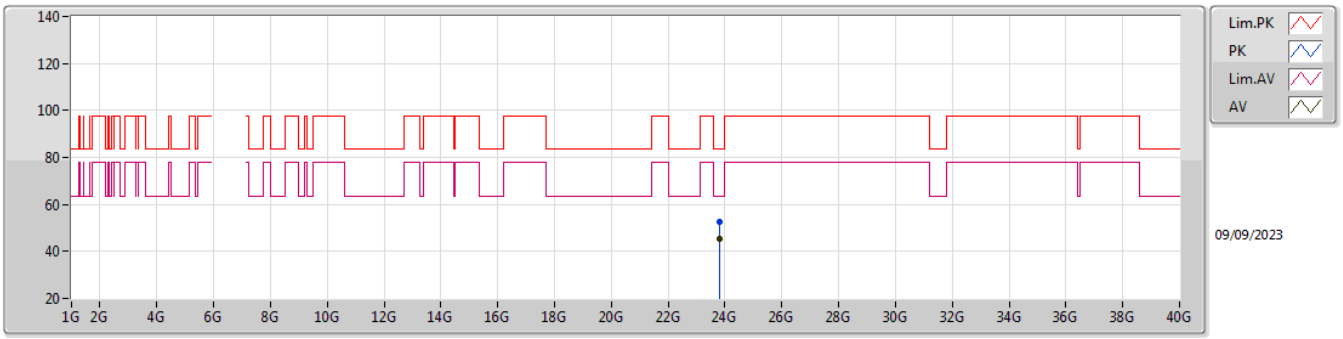

EUT Z_2TX
Setting 12.5
01-D-R-5

Type	Freq	Level	Limit	Margin	Raw	Dist	Condition	Azimuth	Height	Comment	AF	CL	PA
	(Hz)	(dBuV/m)	(dBuV/m)	(dB)	(dBuV)	(m)		(°)	(m)		(dB)	(dB)	(dB)
PK	23.82003G	52.61	83.54	-30.93	44.94	1	Horizontal	55	1.75	-	38.98	18.96	50.27
AV	23.81985G	45.44	63.54	-18.10	37.77	1	Horizontal	55	1.75	-	38.98	18.96	50.27

5.925-6.425GHz_802.11ax HEW20_Nss1,(MCS0)_2TX

6175MHz_TX

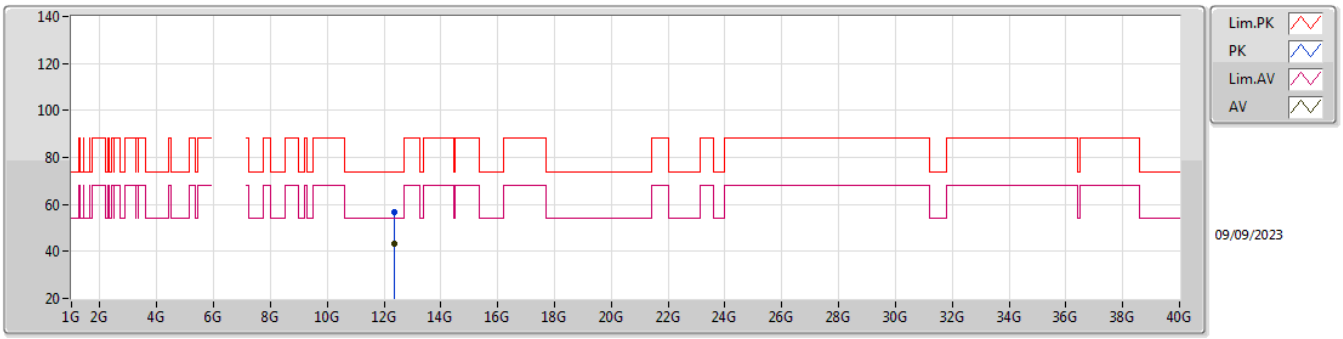

EUT Z_2TX
Setting 12.5
01-D-B-5

Type	Freq	Level	Limit	Margin	Raw	Dist	Condition	Azimuth	Height	Comment	AF	CL	PA
	(Hz)	(dBuV/m)	(dBuV/m)	(dB)	(dBuV)	(m)		(°)	(m)		(dB)	(dB)	(dB)
PK	12.34991G	56.80	74.00	-17.20	40.77	3	Vertical	16	1.05	-	38.90	9.24	32.11
AV	12.34931G	43.16	54.00	-10.84	27.13	3	Vertical	16	1.05	-	38.90	9.24	32.11

5.925-6.425GHz_802.11ax HEW20_Nss1,(MCS0)_2TX

6175MHz_TX

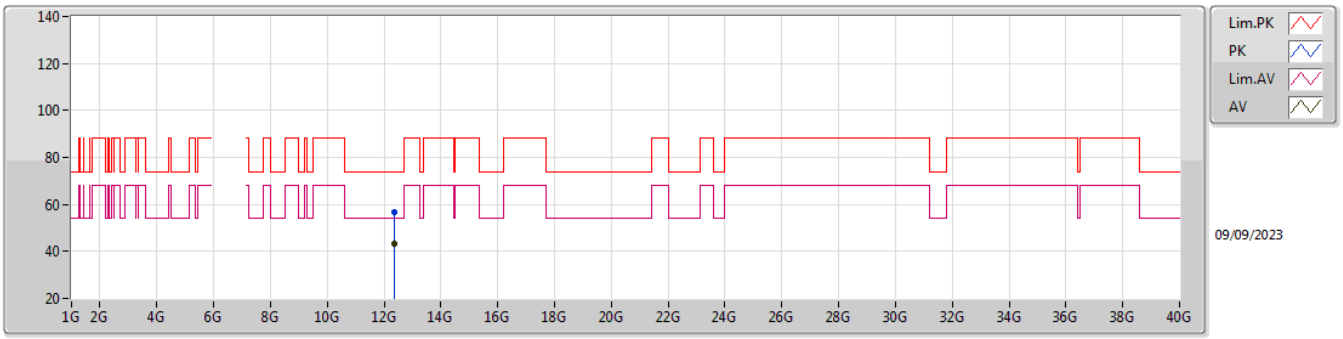

EUT Z_2TX
Setting 12.5
01-D-B-5

Type	Freq	Level	Limit	Margin	Raw	Dist	Condition	Azimuth	Height	Comment	AF	CL	PA
	(Hz)	(dBuV/m)	(dBuV/m)	(dB)	(dBuV)	(m)		(°)	(m)		(dB)	(dB)	(dB)
PK	12.35303G	56.84	74.00	-17.16	40.80	3	Horizontal	53	1.34	-	38.91	9.24	32.11
AV	12.35239G	43.21	54.00	-10.79	27.18	3	Horizontal	53	1.34	-	38.90	9.24	32.11

5.925-6.425GHz_802.11ax HEW20_Nss1,(MCS0)_2TX

6175MHz_TX

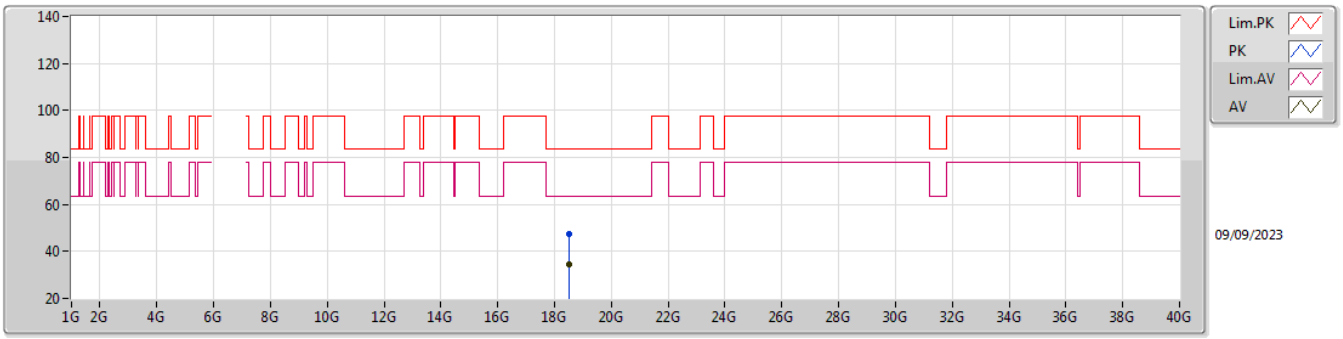

EUT Z_2TX
Setting 12.5
01-D-R-5

Type	Freq	Level	Limit	Margin	Raw	Dist	Condition	Azimuth	Height	Comment	AF	CL	PA
	(Hz)	(dBuV/m)	(dBuV/m)	(dB)	(dBuV)	(m)		(°)	(m)		(dB)	(dB)	(dB)
PK	18.52775G	47.58	83.54	-35.96	43.46	1	Vertical	329	1.75	-	37.79	16.66	50.33
AV	18.5249G	34.29	63.54	-29.25	30.15	1	Vertical	329	1.75	-	37.80	16.66	50.32

5.925-6.425GHz_802.11ax HEW20_Nss1,(MCS0)_2TX

6175MHz_TX

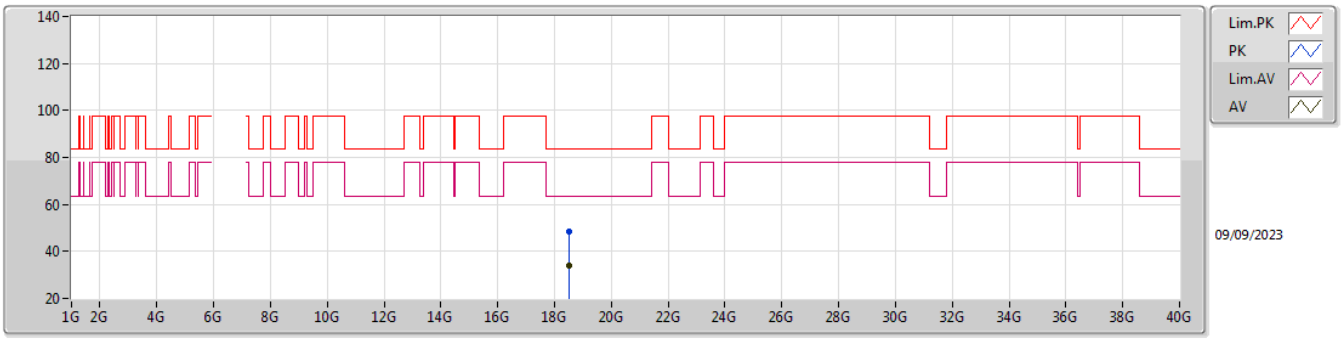

EUT Z_2TX
Setting 12.5
01-D-R-5

Type	Freq	Level	Limit	Margin	Raw	Dist	Condition	Azimuth	Height	Comment	AF	CL	PA
	(Hz)	(dBuV/m)	(dBuV/m)	(dB)	(dBuV)	(m)		(°)	(m)		(dB)	(dB)	(dB)
PK	18.52807G	48.19	83.54	-35.35	44.07	1	Horizontal	0	1.75	-	37.79	16.66	50.33
AV	18.52493G	34.06	63.54	-29.48	29.92	1	Horizontal	0	1.75	-	37.80	16.66	50.32

5.925-6.425GHz_802.11ax HEW20_Nss1,(MCS0)_2TX

6415MHz_TX

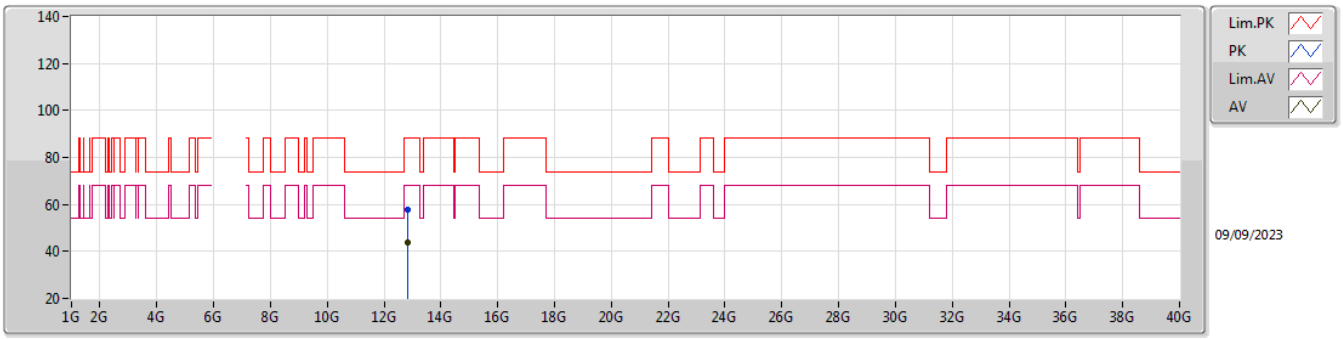

EUT Z_2TX
Setting 12
01-D-B-5

Type	Freq	Level	Limit	Margin	Raw	Dist	Condition	Azimuth	Height	Comment	AF	CL	PA
	(Hz)	(dBuV/m)	(dBuV/m)	(dB)	(dBuV)	(m)		(°)	(m)		(dB)	(dB)	(dB)
PK	12.83445G	57.74	88.20	-30.46	40.07	3	Vertical	177	2.55	-	39.63	9.43	31.39
RMS	12.83388G	44.04	68.20	-24.16	26.38	3	Vertical	177	2.55	-	39.63	9.43	31.40

5.925-6.425GHz_802.11ax HEW20_Nss1,(MCS0)_2TX

6415MHz_TX

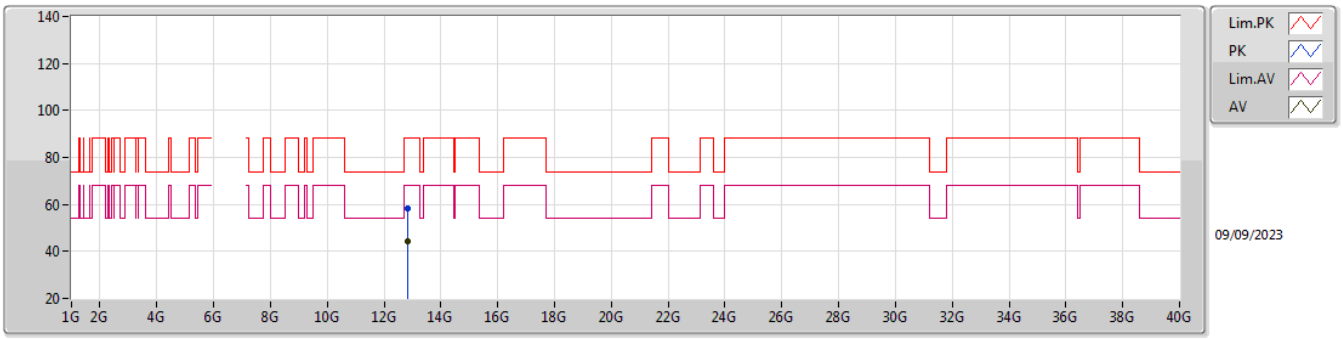

EUT Z_2TX
Setting 12
01-D-B-5

Type	Freq	Level	Limit	Margin	Raw	Dist	Condition	Azimuth	Height	Comment	AF	CL	PA
	(Hz)	(dBuV/m)	(dBuV/m)	(dB)	(dBuV)	(m)		(°)	(m)		(dB)	(dB)	(dB)
PK	12.83365G	58.36	88.20	-29.84	40.70	3	Horizontal	301	2.41	-	39.63	9.43	31.40
RMS	12.83232G	44.11	68.20	-24.09	26.45	3	Horizontal	301	2.41	-	39.63	9.43	31.40

5.925-6.425GHz_802.11ax HEW20_Nss1,(MCS0)_2TX

6415MHz_TX

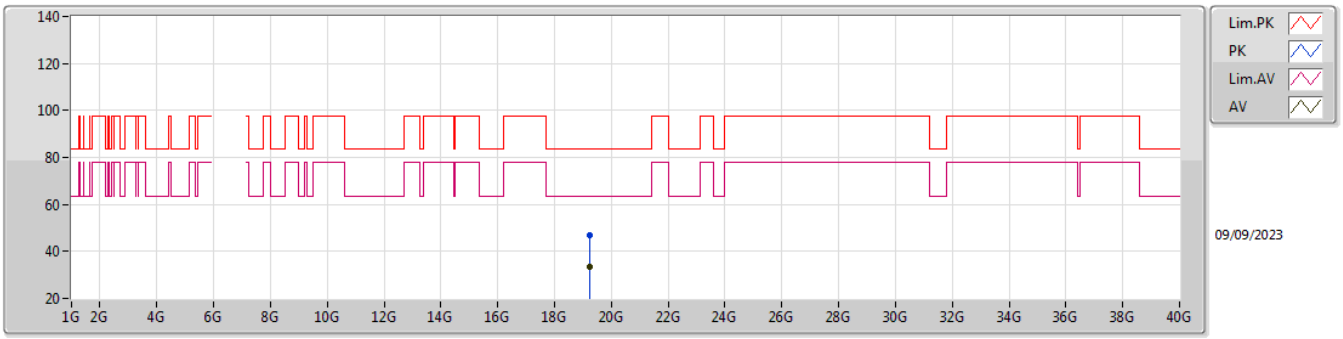

EUT Z_2TX
Setting 12
01-D-R-5

Type	Freq	Level	Limit	Margin	Raw	Dist	Condition	Azimuth	Height	Comment	AF	CL	PA
	(Hz)	(dBuV/m)	(dBuV/m)	(dB)	(dBuV)	(m)		(°)	(m)		(dB)	(dB)	(dB)
PK	19.2497G	46.99	83.54	-36.55	43.24	1	Vertical	326	1.57	-	37.90	16.95	51.10
AV	19.24859G	33.67	63.54	-29.87	29.92	1	Vertical	326	1.57	-	37.90	16.95	51.10

5.925-6.425GHz_802.11ax HEW20_Nss1,(MCS0)_2TX

6415MHz_TX

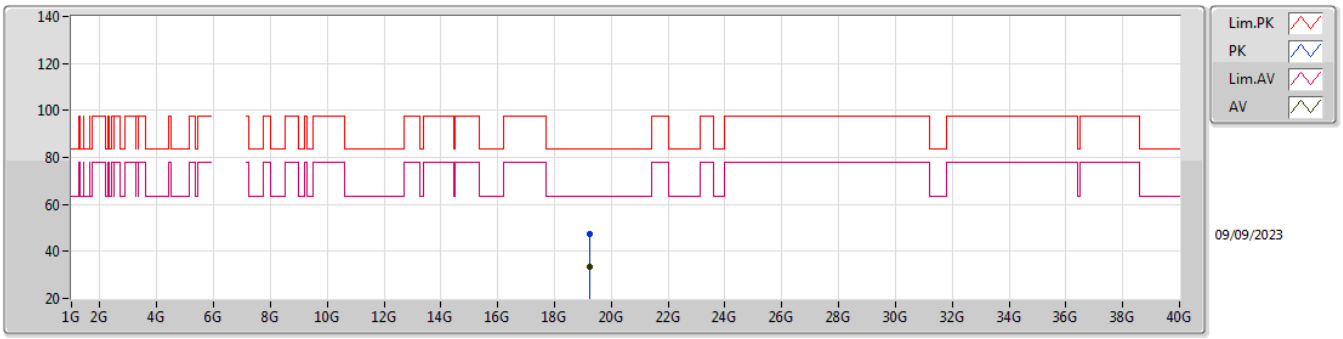

EUT Z_2TX
Setting 12
01-D-R-5

Type	Freq	Level	Limit	Margin	Raw	Dist	Condition	Azimuth	Height	Comment	AF	CL	PA
	(Hz)	(dBuV/m)	(dBuV/m)	(dB)	(dBuV)	(m)		(°)	(m)		(dB)	(dB)	(dB)
PK	19.24699G	47.33	83.54	-36.21	43.57	1	Horizontal	287	1.55	-	37.91	16.95	51.10
AV	19.24257G	33.65	63.54	-29.89	29.88	1	Horizontal	287	1.55	-	37.91	16.95	51.09

6.525-6.875GHz_802.11ax HEW20_Nss1,(MCS0)_2TX

6535MHz_TX

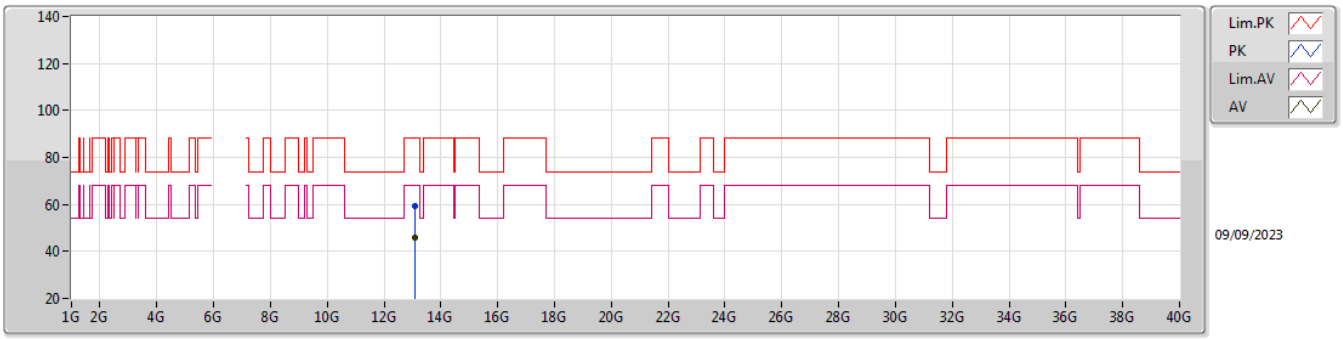

EUT Z_2TX
Setting 11.5
01-D-B-5

Type	Freq	Level	Limit	Margin	Raw	Dist	Condition	Azimuth	Height	Comment	AF	CL	PA
	(Hz)	(dBuV/m)	(dBuV/m)	(dB)	(dBuV)	(m)		(°)	(m)		(dB)	(dB)	(dB)
PK	13.07281G	59.45	88.20	-28.75	40.95	3	Vertical	244	1.98	-	39.97	9.53	31.00
RMS	13.07018G	45.77	68.20	-22.43	27.28	3	Vertical	244	1.98	-	39.97	9.53	31.01

6.525-6.875GHz_802.11ax HEW20_Nss1,(MCS0)_2TX

6535MHz_TX

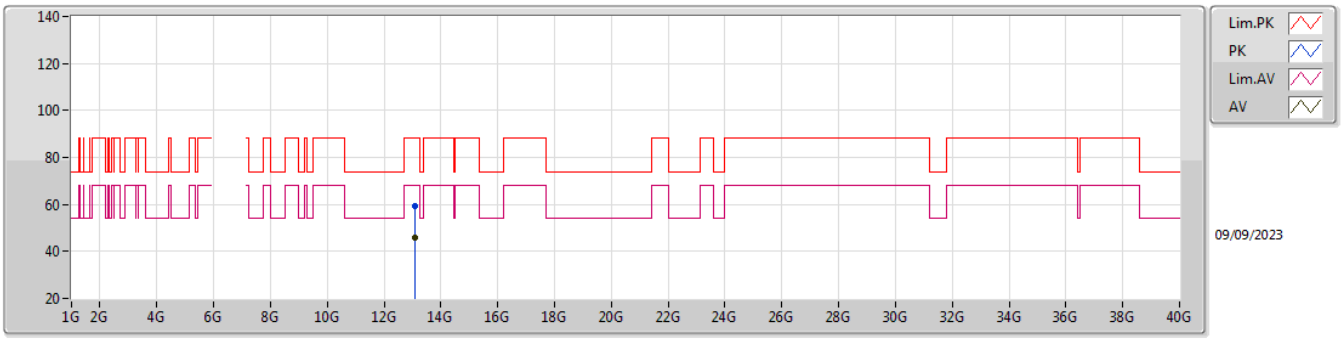

EUT Z_2TX
Setting 11.5
01-D-B-5

Type	Freq	Level	Limit	Margin	Raw	Dist	Condition	Azimuth	Height	Comment	AF	CL	PA
	(Hz)	(dBuV/m)	(dBuV/m)	(dB)	(dBuV)	(m)		(°)	(m)		(dB)	(dB)	(dB)
PK	13.07058G	59.37	88.20	-28.83	40.88	3	Horizontal	79	2.05	-	39.97	9.53	31.01
RMS	13.0745G	45.73	68.20	-22.47	27.23	3	Horizontal	79	2.05	-	39.97	9.53	31.00

6.525-6.875GHz_802.11ax HEW20_Nss1,(MCS0)_2TX

6535MHz_TX

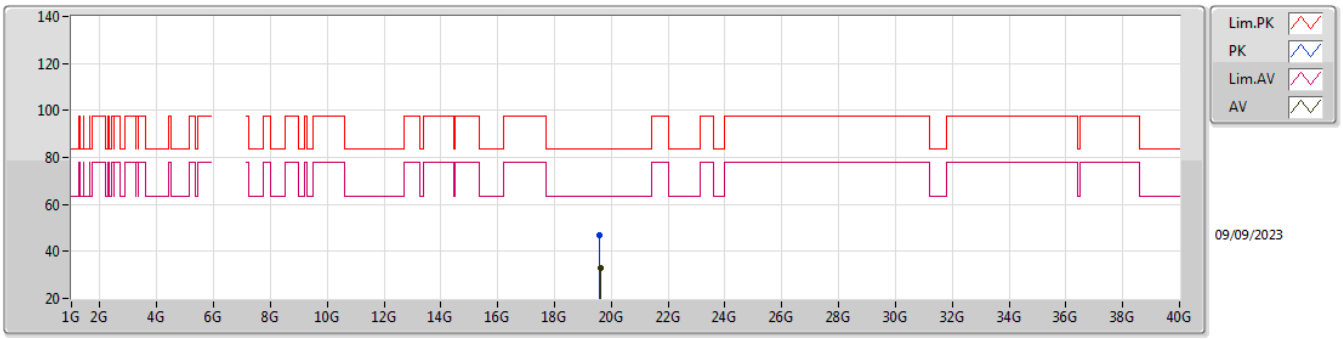

EUT Z_2TX
Setting 11.5
01-D-R-5

Type	Freq	Level	Limit	Margin	Raw	Dist	Condition	Azimuth	Height	Comment	AF	CL	PA
	(Hz)	(dBuV/m)	(dBuV/m)	(dB)	(dBuV)	(m)		(°)	(m)		(dB)	(dB)	(dB)
PK	19.60201G	46.87	83.54	-36.67	43.46	1	Vertical	278	1.52	-	37.81	17.10	51.50
AV	19.60738G	33.06	63.54	-30.48	29.63	1	Vertical	278	1.52	-	37.84	17.10	51.51

6.525-6.875GHz_802.11ax HEW20_Nss1,(MCS0)_2TX

6535MHz_TX

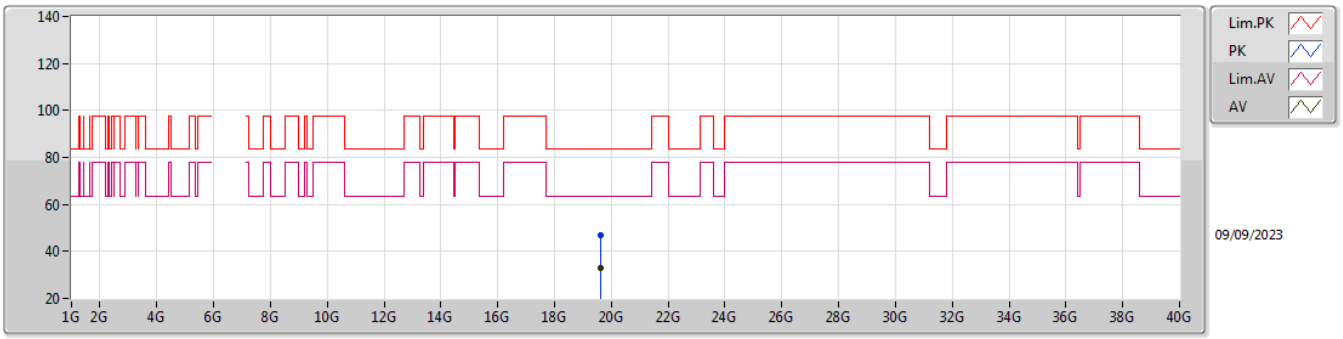

EUT Z_2TX
Setting 11.5
01-D-R-5

Type	Freq	Level	Limit	Margin	Raw	Dist	Condition	Azimuth	Height	Comment	AF	CL	PA
	(Hz)	(dBuV/m)	(dBuV/m)	(dB)	(dBuV)	(m)		(°)	(m)		(dB)	(dB)	(dB)
PK	19.60309G	46.70	83.54	-36.84	43.28	1	Horizontal	336	1.50	-	37.82	17.10	51.50
AV	19.60702G	33.13	63.54	-30.41	29.70	1	Horizontal	336	1.50	-	37.84	17.10	51.51

6.525-6.875GHz_802.11ax HEW20_Nss1,(MCS0)_2TX

6695MHz_TX

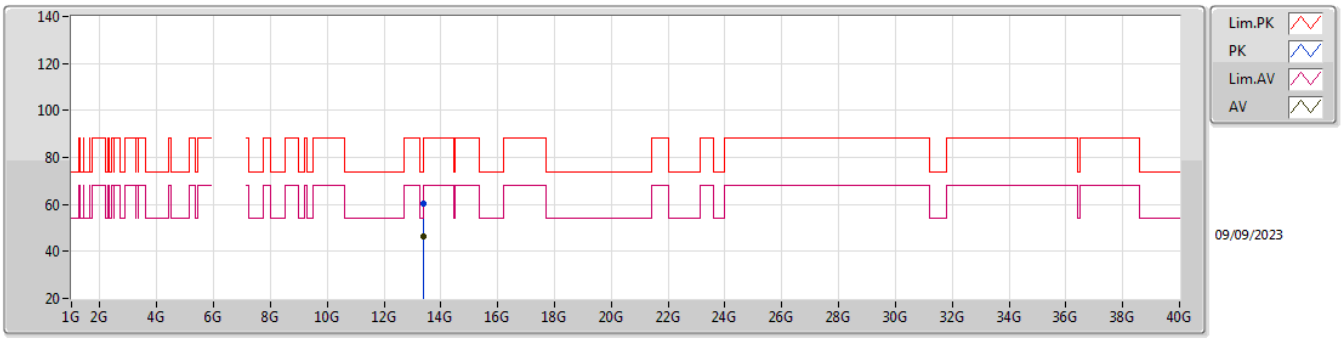

EUT Z_2TX
Setting 11.5
01-D-B-5

Type	Freq	Level	Limit	Margin	Raw	Dist	Condition	Azimuth	Height	Comment	AF	CL	PA
	(Hz)	(dBuV/m)	(dBuV/m)	(dB)	(dBuV)	(m)		(°)	(m)		(dB)	(dB)	(dB)
PK	13.38682G	60.35	74.00	-13.65	40.85	3	Vertical	26	2.37	-	40.39	9.65	30.54
AV	13.39361G	46.30	54.00	-7.70	26.78	3	Vertical	26	2.37	-	40.39	9.66	30.53

6.525-6.875GHz_802.11ax HEW20_Nss1,(MCS0)_2TX

6695MHz_TX

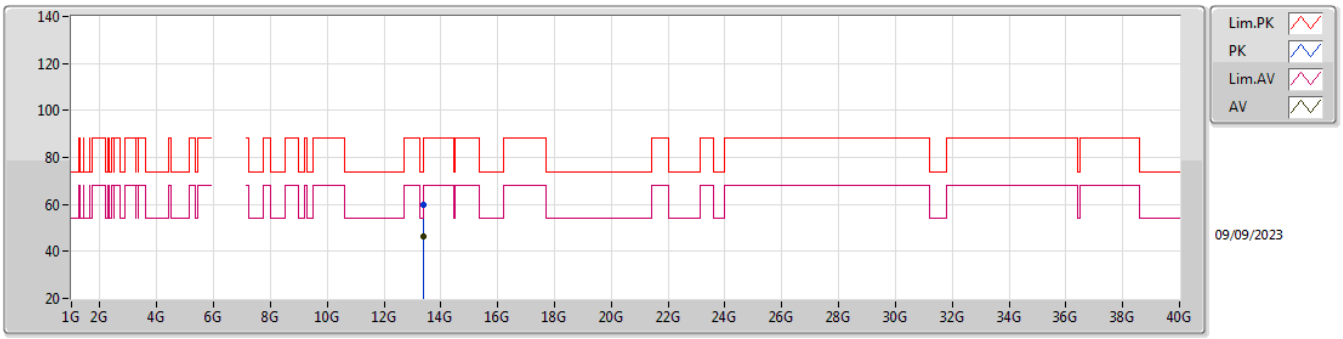

EUT Z_2TX
Setting 11.5
01-D-B-5

Type	Freq	Level	Limit	Margin	Raw	Dist	Condition	Azimuth	Height	Comment	AF	CL	PA
	(Hz)	(dBuV/m)	(dBuV/m)	(dB)	(dBuV)	(m)		(°)	(m)		(dB)	(dB)	(dB)
PK	13.38833G	59.68	74.00	-14.32	40.17	3	Horizontal	303	2.11	-	40.39	9.66	30.54
AV	13.38933G	46.40	54.00	-7.60	26.88	3	Horizontal	303	2.11	-	40.39	9.66	30.53

6.525-6.875GHz_802.11ax HEW20_Nss1,(MCS0)_2TX

6695MHz_TX

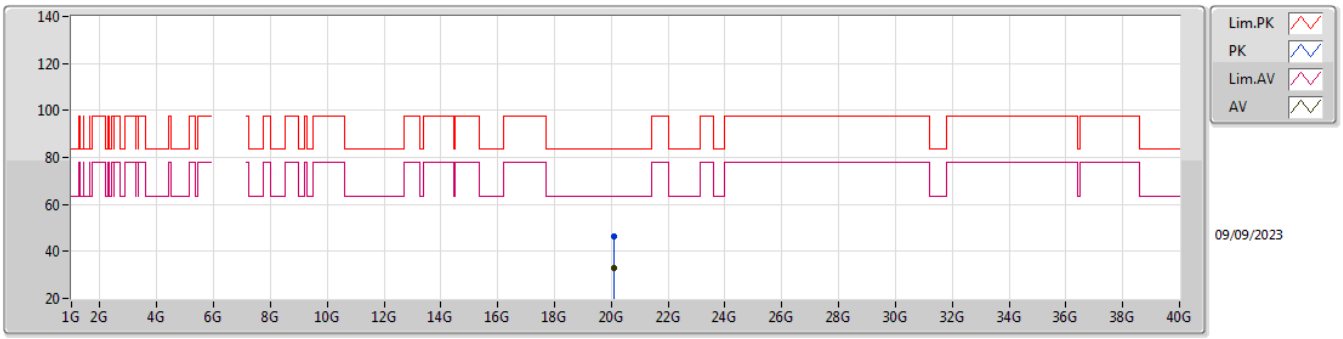

EUT Z_2TX
Setting 11.5
01-D-R-5

Type	Freq	Level	Limit	Margin	Raw	Dist	Condition	Azimuth	Height	Comment	AF	CL	PA
	(Hz)	(dBuV/m)	(dBuV/m)	(dB)	(dBuV)	(m)		(°)	(m)		(dB)	(dB)	(dB)
PK	20.08907G	46.38	83.54	-37.16	43.14	1	Vertical	6	1.56	-	37.86	17.30	51.92
AV	20.0838G	32.89	63.54	-30.65	29.67	1	Vertical	6	1.56	-	37.84	17.30	51.92

6.525-6.875GHz_802.11ax HEW20_Nss1,(MCS0)_2TX

6695MHz_TX

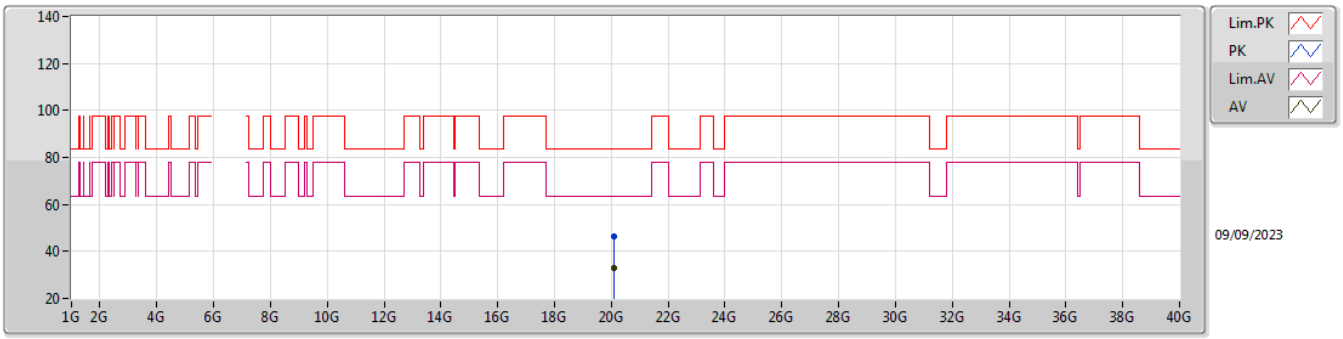

EUT Z_2TX
Setting 11.5
01-D-R-5

Type	Freq	Level	Limit	Margin	Raw	Dist	Condition	Azimuth	Height	Comment	AF	CL	PA
	(Hz)	(dBuV/m)	(dBuV/m)	(dB)	(dBuV)	(m)		(°)	(m)		(dB)	(dB)	(dB)
PK	20.08828G	46.52	83.54	-37.02	43.29	1	Horizontal	27	1.58	-	37.85	17.30	51.92
AV	20.08784G	32.97	63.54	-30.57	29.74	1	Horizontal	27	1.58	-	37.85	17.30	51.92

6.525-6.875GHz_802.11ax HEW20_Nss1,(MCS0)_2TX

6855MHz_TX

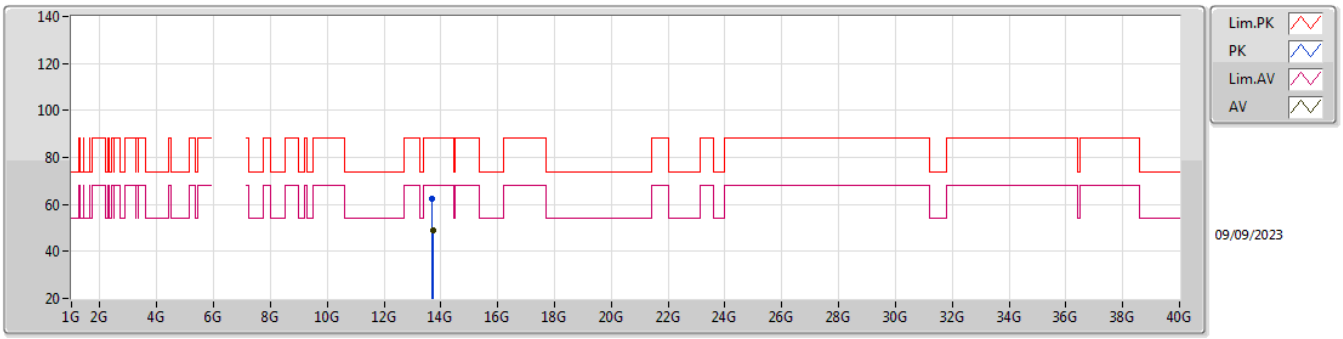

EUT Z_2TX
Setting 11
01-D-B-5

Type	Freq	Level	Limit	Margin	Raw	Dist	Condition	Azimuth	Height	Comment	AF	CL	PA
	(Hz)	(dBuV/m)	(dBuV/m)	(dB)	(dBuV)	(m)		(°)	(m)		(dB)	(dB)	(dB)
PK	13.70696G	62.56	88.20	-25.64	42.78	3	Vertical	143	2.25	-	40.42	9.78	30.42
RMS	13.71476G	48.77	68.20	-19.43	28.96	3	Vertical	143	2.25	-	40.44	9.79	30.42

6.525-6.875GHz_802.11ax HEW20_Nss1,(MCS0)_2TX

6855MHz_TX

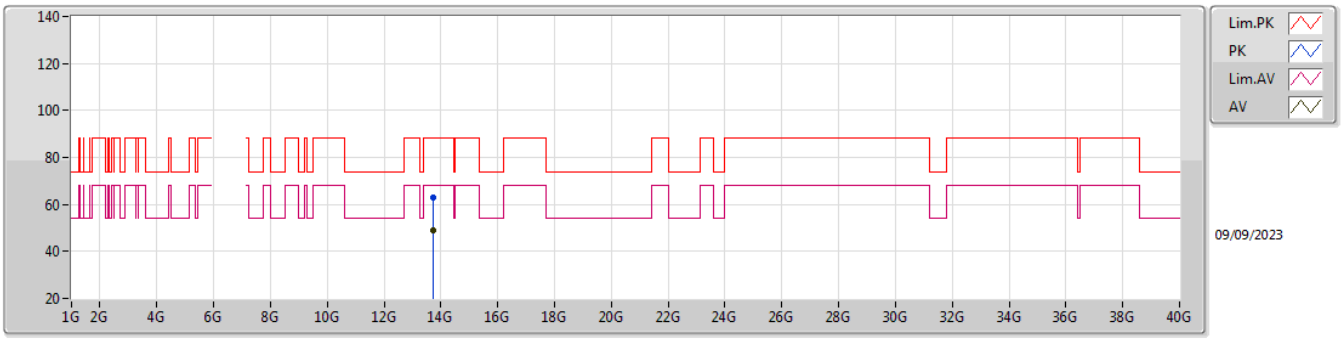

EUT Z_2TX
Setting 11
01-D-B-5

Type	Freq	Level	Limit	Margin	Raw	Dist	Condition	Azimuth	Height	Comment	AF	CL	PA
	(Hz)	(dBuV/m)	(dBuV/m)	(dB)	(dBuV)	(m)		(°)	(m)		(dB)	(dB)	(dB)
PK	13.70817G	62.73	88.20	-25.47	42.95	3	Horizontal	355	2.75	-	40.42	9.78	30.42
RMS	13.7095G	48.83	68.20	-19.37	29.04	3	Horizontal	355	2.75	-	40.43	9.78	30.42

6.525-6.875GHz_802.11ax HEW20_Nss1,(MCS0)_2TX

6855MHz_TX

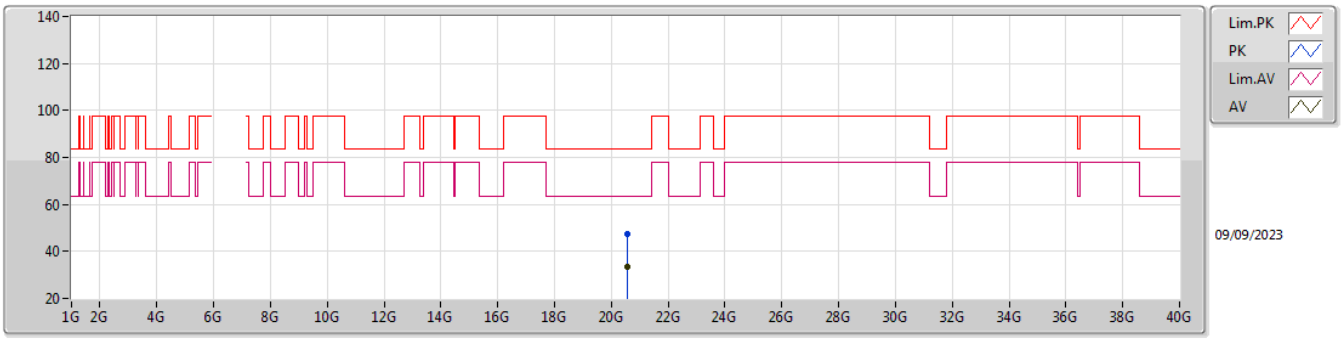

EUT Z_2TX
Setting 11
01-D-R-5

Type	Freq	Level	Limit	Margin	Raw	Dist	Condition	Azimuth	Height	Comment	AF	CL	PA
	(Hz)	(dBuV/m)	(dBuV/m)	(dB)	(dBuV)	(m)		(°)	(m)		(dB)	(dB)	(dB)
PK	20.56981G	47.32	83.54	-36.22	43.88	1	Vertical	140	1.50	-	37.94	17.51	52.01
AV	20.56594G	33.63	63.54	-29.91	30.20	1	Vertical	140	1.50	-	37.93	17.51	52.01

6.525-6.875GHz_802.11ax HEW20_Nss1,(MCS0)_2TX

6855MHz_TX

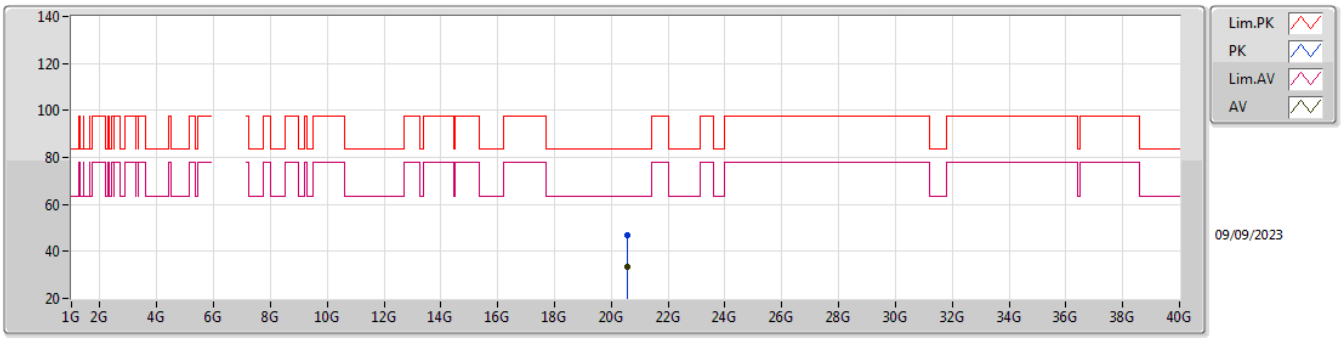

EUT Z_2TX
Setting 11
01-D-R-5

Type	Freq	Level	Limit	Margin	Raw	Dist	Condition	Azimuth	Height	Comment	AF	CL	PA
	(Hz)	(dBuV/m)	(dBuV/m)	(dB)	(dBuV)	(m)		(°)	(m)		(dB)	(dB)	(dB)
PK	20.56045G	47.13	83.54	-36.41	43.72	1	Horizontal	89	1.57	-	37.92	17.50	52.01
AV	20.56214G	33.58	63.54	-29.96	30.17	1	Horizontal	89	1.57	-	37.92	17.50	52.01

5.925-6.425GHz_802.11ax HEW40_Nss1,(MCS0)_2TX

5965MHz_TX

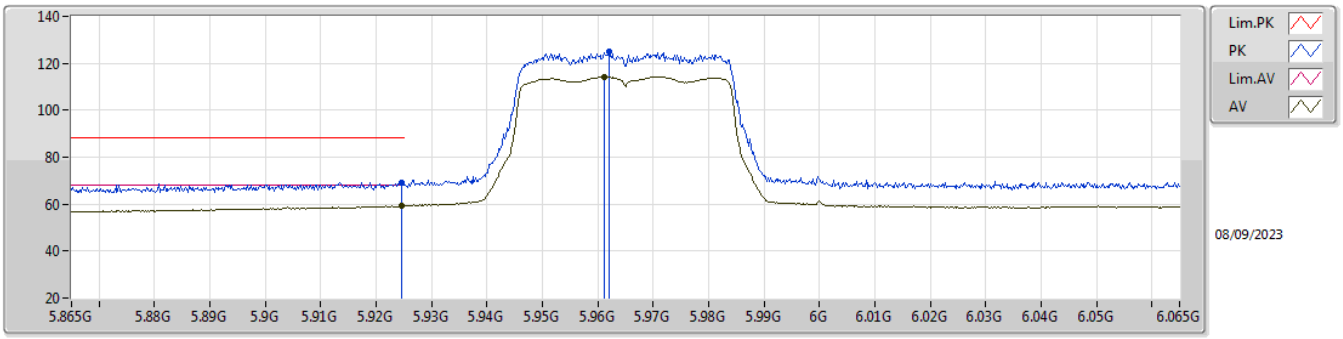

EUT Z_2TX
Setting 13.5
01-D-C-6-10

Type	Freq	Level	Limit	Margin	Raw	Dist	Condition	Azimuth	Height	Comment	AF	CL	PA
	(Hz)	(dBuV/m)	(dBuV/m)	(dB)	(dBuV)	(m)		(°)	(m)		(dB)	(dB)	(dB)
PK	5.9246G	69.38	88.20	-18.82	60.59	3	Vertical	0	1.47	-	35.40	6.36	32.97
RMS	5.9246G	59.27	68.20	-8.93	50.48	3	Vertical	0	1.47	-	35.40	6.36	32.97
PK	5.962G	125.02	Inf	-Inf	116.13	3	Vertical	0	1.47	-	35.50	6.38	32.99
RMS	5.9612G	114.27	Inf	-Inf	105.38	3	Vertical	0	1.47	-	35.50	6.38	32.99

5.925-6.425GHz_802.11ax HEW40_Nss1,(MCS0)_2TX

5965MHz_TX

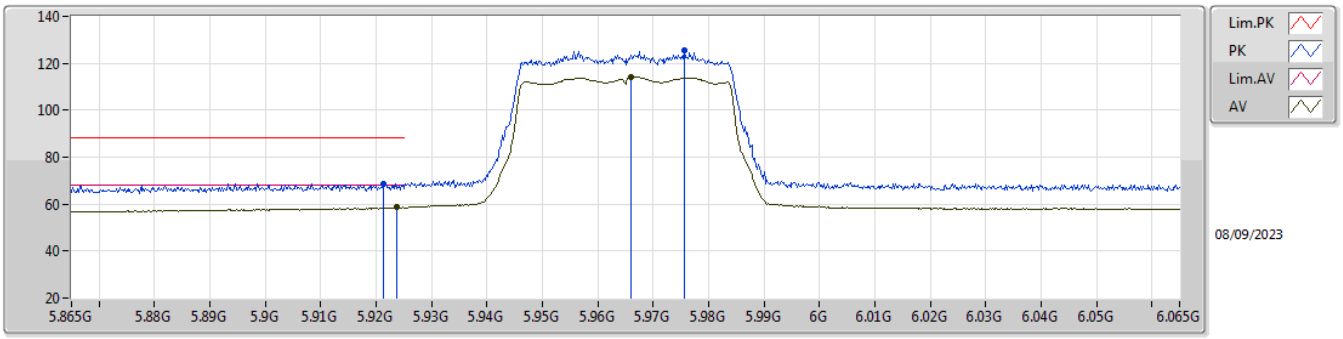

EUT Z_2TX
Setting 13.5
01-D-C-6-10

Type	Freq	Level	Limit	Margin	Raw	Dist	Condition	Azimuth	Height	Comment	AF	CL	PA
	(Hz)	(dBuV/m)	(dBuV/m)	(dB)	(dBuV)	(m)		(°)	(m)		(dB)	(dB)	(dB)
PK	5.9214G	68.75	88.20	-19.45	59.97	3	Horizontal	360	1.52	-	35.39	6.36	32.97
RMS	5.9238G	58.59	68.20	-9.61	49.80	3	Horizontal	360	1.52	-	35.40	6.36	32.97
PK	5.9756G	125.50	Inf	-Inf	116.60	3	Horizontal	360	1.52	-	35.50	6.39	32.99
RMS	5.966G	114.17	Inf	-Inf	105.28	3	Horizontal	360	1.52	-	35.50	6.38	32.99

5.925-6.425GHz_802.11ax HEW40_Nss1,(MCS0)_2TX

5965MHz_TX

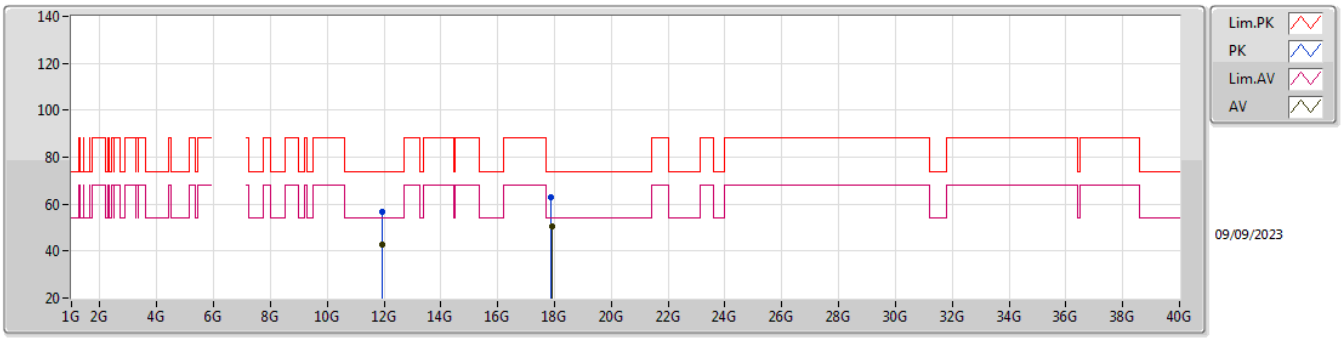

EUT Z_2TX
Setting 13.5
01-D-B-5

Type	Freq	Level	Limit	Margin	Raw	Dist	Condition	Azimuth	Height	Comment	AF	CL	PA
	(Hz)	(dBuV/m)	(dBuV/m)	(dB)	(dBuV)	(m)		(°)	(m)		(dB)	(dB)	(dB)
PK	11.93413G	56.84	74.00	-17.16	41.40	3	Vertical	59	1.82	-	38.83	9.07	32.46
AV	11.92775G	42.99	54.00	-11.01	27.55	3	Vertical	59	1.82	-	38.83	9.07	32.46
PK	17.89394G	62.95	74.00	-11.05	38.95	3	Vertical	129	1.40	-	42.78	11.46	30.24
AV	17.89914G	50.65	54.00	-3.35	26.62	3	Vertical	129	1.40	-	42.80	11.46	30.23

5.925-6.425GHz_802.11ax HEW40_Nss1,(MCS0)_2TX

5965MHz_TX

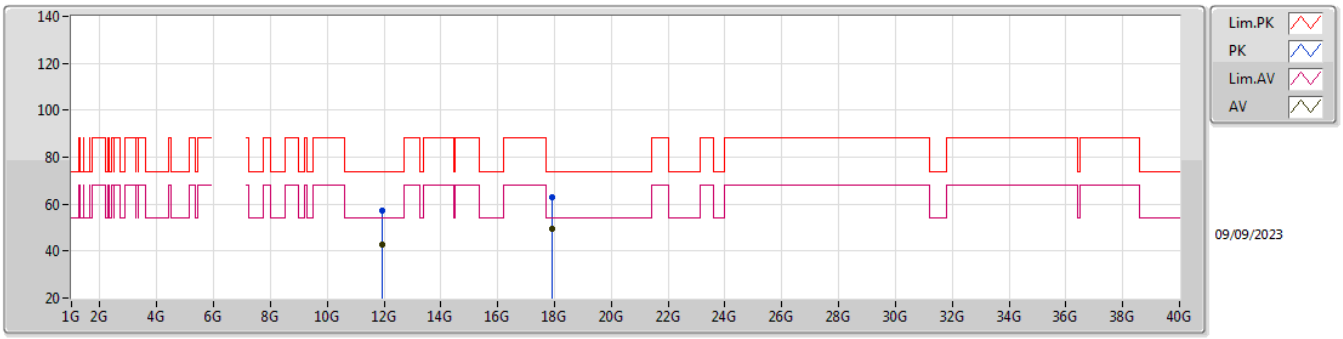

EUT Z_2TX
Setting 13.5
01-D-B-5

Type	Freq	Level	Limit	Margin	Raw	Dist	Condition	Azimuth	Height	Comment	AF	CL	PA
	(Hz)	(dBuV/m)	(dBuV/m)	(dB)	(dBuV)	(m)		(°)	(m)		(dB)	(dB)	(dB)
PK	11.92938G	57.17	74.00	-16.83	41.73	3	Horizontal	187	1.48	-	38.83	9.07	32.46
AV	11.9308G	42.98	54.00	-11.02	27.54	3	Horizontal	187	1.48	-	38.83	9.07	32.46
PK	17.8951G	62.94	74.00	-11.06	38.93	3	Horizontal	318	1.33	-	42.79	11.46	30.24
AV	17.89673G	49.57	54.00	-4.43	25.56	3	Horizontal	318	1.33	-	42.79	11.46	30.24

5.925-6.425GHz_802.11ax HEW40_Nss1,(MCS0)_2TX

5965MHz_TX

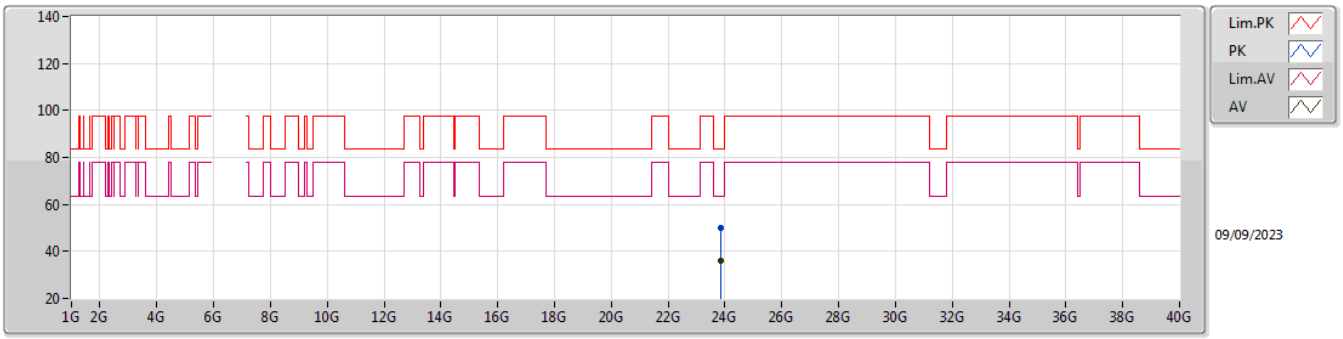

EUT Z_2TX
Setting 13.5
01-D-R-5

Type	Freq	Level	Limit	Margin	Raw	Dist	Condition	Azimuth	Height	Comment	AF	CL	PA
	(Hz)	(dBuV/m)	(dBuV/m)	(dB)	(dBuV)	(m)		(°)	(m)		(dB)	(dB)	(dB)
PK	23.85523G	50.16	83.54	-33.38	42.65	1	Vertical	33	1.75	-	38.80	18.97	50.26
AV	23.85979G	36.17	63.54	-27.37	28.65	1	Vertical	33	1.75	-	38.80	18.98	50.26

5.925-6.425GHz_802.11ax HEW40_Nss1,(MCS0)_2TX

5965MHz_TX

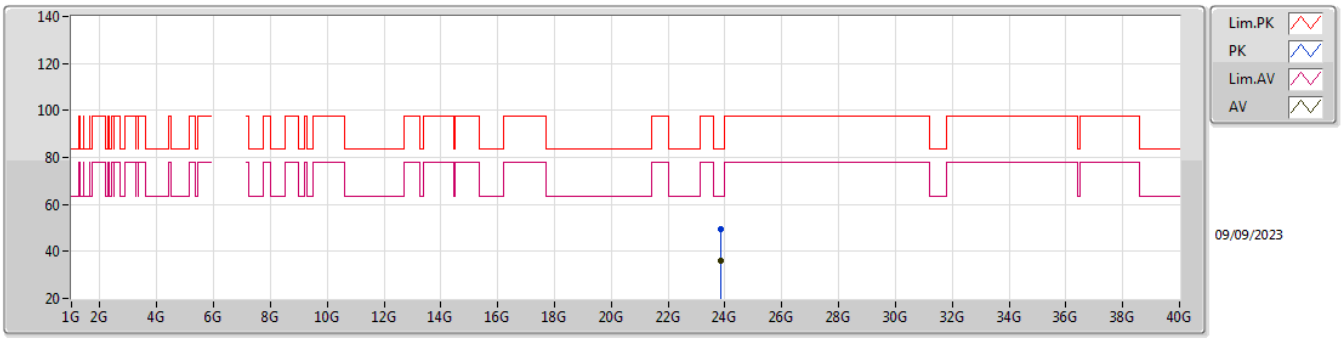

EUT Z_2TX
Setting 13.5
01-D-R-5

Type	Freq	Level	Limit	Margin	Raw	Dist	Condition	Azimuth	Height	Comment	AF	CL	PA
	(Hz)	(dBuV/m)	(dBuV/m)	(dB)	(dBuV)	(m)		(°)	(m)		(dB)	(dB)	(dB)
PK	23.86105G	49.65	83.54	-33.89	42.13	1	Horizontal	12	1.75	-	38.80	18.98	50.26
AV	23.85521G	36.14	63.54	-27.40	28.63	1	Horizontal	12	1.75	-	38.80	18.97	50.26

5.925-6.425GHz_802.11ax HEW40_Nss1,(MCS0)_2TX

6165MHz_TX

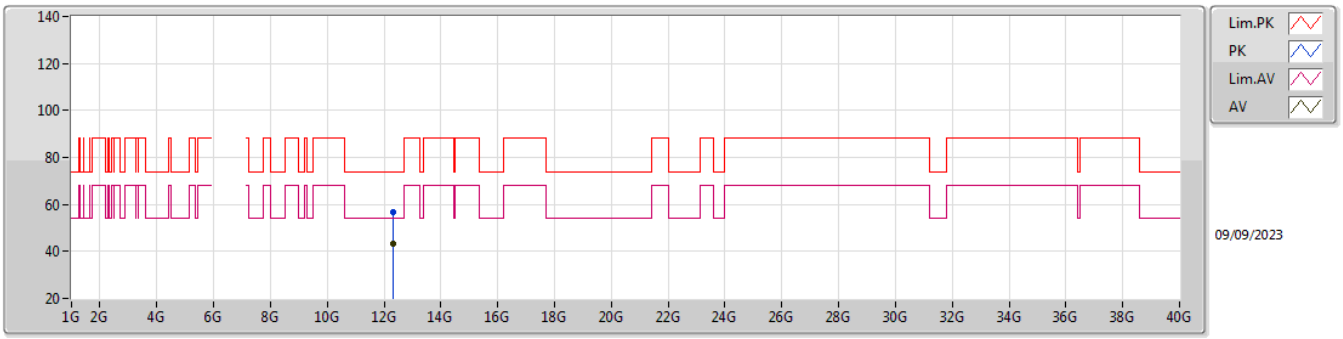

EUT Z_2TX
Setting 14
01-D-B-5

Type	Freq	Level	Limit	Margin	Raw	Dist	Condition	Azimuth	Height	Comment	AF	CL	PA
	(Hz)	(dBuV/m)	(dBuV/m)	(dB)	(dBuV)	(m)		(°)	(m)		(dB)	(dB)	(dB)
PK	12.33182G	56.71	74.00	-17.29	40.75	3	Vertical	353	1.21	-	38.86	9.23	32.13
AV	12.32947G	43.12	54.00	-10.88	27.16	3	Vertical	353	1.21	-	38.86	9.23	32.13

5.925-6.425GHz_802.11ax HEW40_Nss1,(MCS0)_2TX

6165MHz_TX

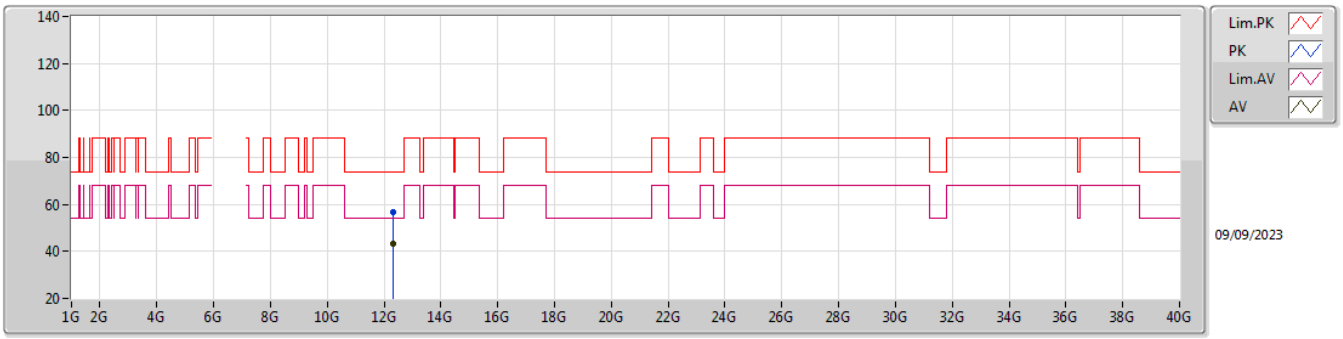

EUT Z_2TX
Setting 14
01-D-B-5

Type	Freq	Level	Limit	Margin	Raw	Dist	Condition	Azimuth	Height	Comment	AF	CL	PA
	(Hz)	(dBuV/m)	(dBuV/m)	(dB)	(dBuV)	(m)		(°)	(m)		(dB)	(dB)	(dB)
PK	12.32592G	56.77	74.00	-17.23	40.83	3	Horizontal	207	1.03	-	38.85	9.23	32.14
AV	12.33376G	43.11	54.00	-10.89	27.14	3	Horizontal	207	1.03	-	38.87	9.23	32.13

5.925-6.425GHz_802.11ax HEW40_Nss1,(MCS0)_2TX

6165MHz_TX

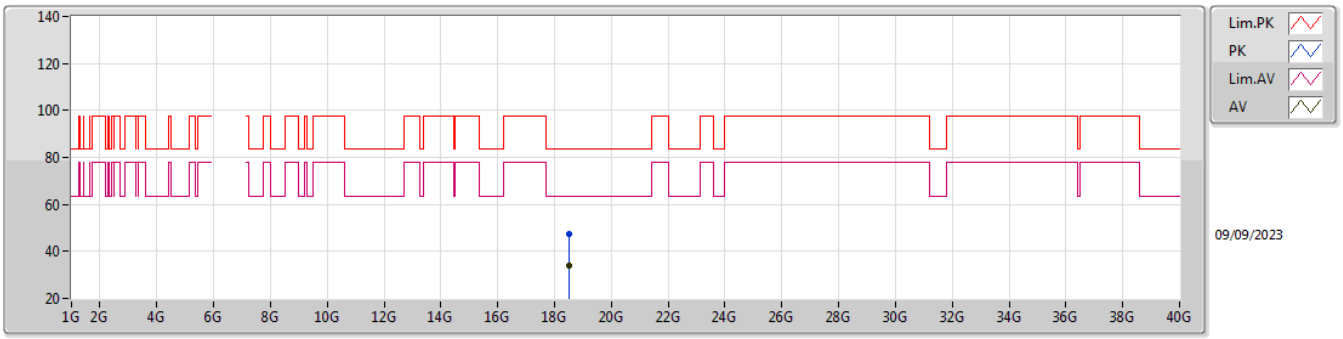

EUT Z_2TX
Setting 14
01-D-R-5

Type	Freq	Level	Limit	Margin	Raw	Dist	Condition	Azimuth	Height	Comment	AF	CL	PA
	(Hz)	(dBuV/m)	(dBuV/m)	(dB)	(dBuV)	(m)		(°)	(m)		(dB)	(dB)	(dB)
PK	18.49935G	47.33	83.54	-36.21	43.09	1	Vertical	175	1.52	-	37.90	16.64	50.30
AV	18.49939G	33.77	63.54	-29.77	29.53	1	Vertical	175	1.52	-	37.90	16.64	50.30

5.925-6.425GHz_802.11ax HEW40_Nss1,(MCS0)_2TX

6165MHz_TX

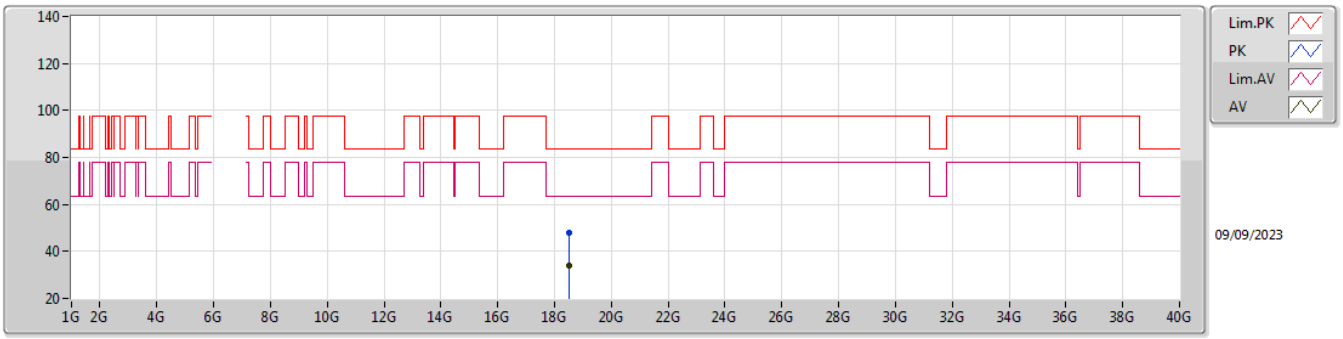

EUT Z_2TX
Setting 14
01-D-R-5

Type	Freq	Level	Limit	Margin	Raw	Dist	Condition	Azimuth	Height	Comment	AF	CL	PA
	(Hz)	(dBuV/m)	(dBuV/m)	(dB)	(dBuV)	(m)		(°)	(m)		(dB)	(dB)	(dB)
PK	18.49488G	48.06	83.54	-35.48	43.83	1	Horizontal	309	1.54	-	37.88	16.64	50.29
AV	18.49788G	33.87	63.54	-29.67	29.64	1	Horizontal	309	1.54	-	37.89	16.64	50.30

5.925-6.425GHz_802.11ax HEW40_Nss1,(MCS0)_2TX

6405MHz_TX

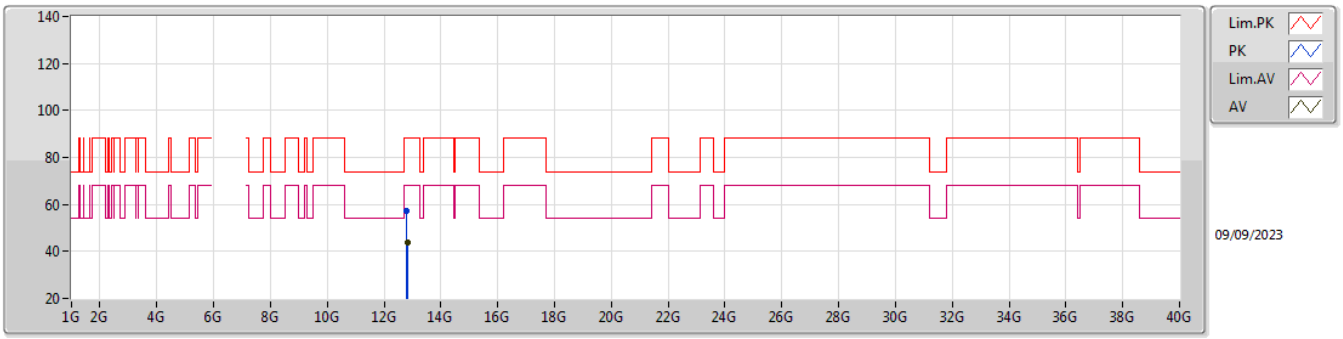

EUT Z_2TX
Setting 13.5
01-D-B-5

Type	Freq	Level	Limit	Margin	Raw	Dist	Condition	Azimuth	Height	Comment	AF	CL	PA
	(Hz)	(dBuV/m)	(dBuV/m)	(dB)	(dBuV)	(m)		(°)	(m)		(dB)	(dB)	(dB)
PK	12.81082G	57.29	88.20	-30.91	39.70	3	Vertical	343	2.19	-	39.61	9.42	31.44
RMS	12.81187G	43.92	68.20	-24.28	26.32	3	Vertical	343	2.19	-	39.61	9.42	31.43

5.925-6.425GHz_802.11ax HEW40_Nss1,(MCS0)_2TX

6405MHz_TX

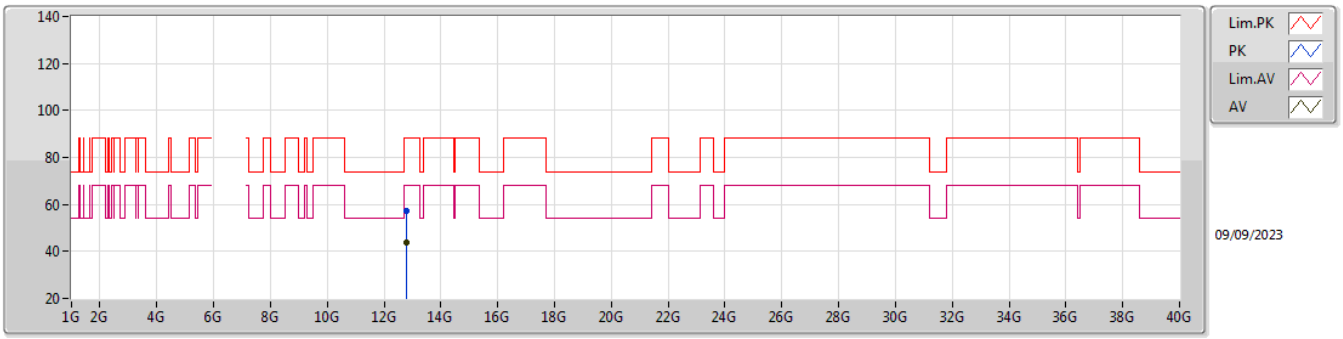

EUT Z_2TX
Setting 13.5
01-D-B-5

Type	Freq	Level	Limit	Margin	Raw	Dist	Condition	Azimuth	Height	Comment	AF	CL	PA
	(Hz)	(dBuV/m)	(dBuV/m)	(dB)	(dBuV)	(m)		(°)	(m)		(dB)	(dB)	(dB)
PK	12.81004G	57.46	88.20	-30.74	39.87	3	Horizontal	139	1.47	-	39.61	9.42	31.44
RMS	12.80578G	43.88	68.20	-24.32	26.29	3	Horizontal	139	1.47	-	39.61	9.42	31.44

5.925-6.425GHz_802.11ax HEW40_Nss1,(MCS0)_2TX

6405MHz_TX

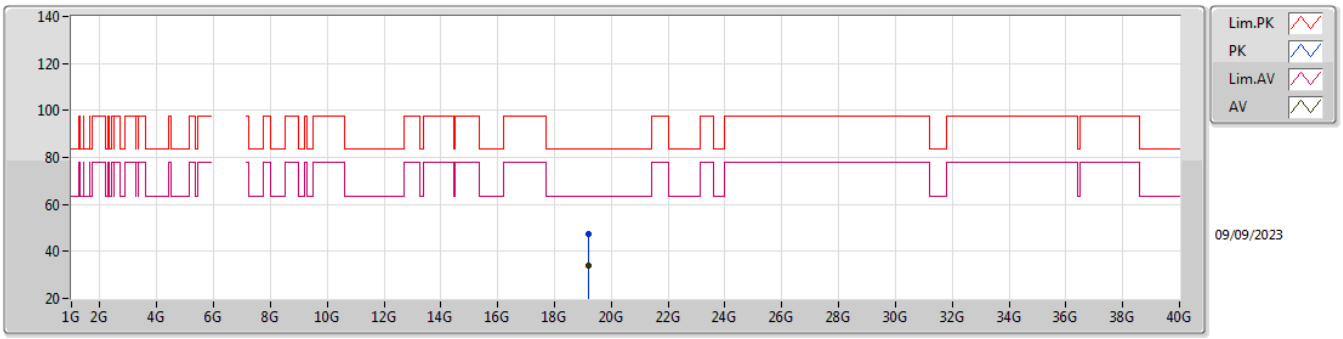

EUT Z_2TX
Setting 13.5
01-D-R-5

Type	Freq	Level	Limit	Margin	Raw	Dist	Condition	Azimuth	Height	Comment	AF	CL	PA
	(Hz)	(dBuV/m)	(dBuV/m)	(dB)	(dBuV)	(m)		(°)	(m)		(dB)	(dB)	(dB)
PK	19.2157G	47.40	83.54	-36.14	43.55	1	Vertical	345	1.55	-	37.97	16.94	51.06
AV	19.21698G	33.79	63.54	-29.75	29.94	1	Vertical	345	1.55	-	37.97	16.94	51.06

5.925-6.425GHz_802.11ax HEW40_Nss1,(MCS0)_2TX

6405MHz_TX

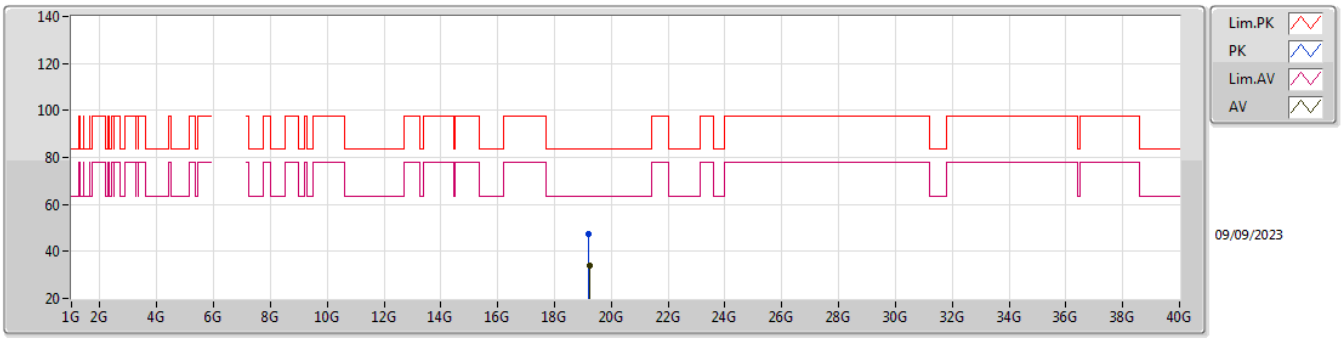

EUT Z_2TX
Setting 13.5
01-D-R-5

Type	Freq	Level	Limit	Margin	Raw	Dist	Condition	Azimuth	Height	Comment	AF	CL	PA
	(Hz)	(dBuV/m)	(dBuV/m)	(dB)	(dBuV)	(m)		(°)	(m)		(dB)	(dB)	(dB)
PK	19.21216G	47.41	83.54	-36.13	43.54	1	Horizontal	170	1.50	-	37.98	16.94	51.05
AV	19.21919G	33.78	63.54	-29.76	29.94	1	Horizontal	170	1.50	-	37.96	16.94	51.06

6.525-6.875GHz_802.11ax HEW40_Nss1,(MCS0)_2TX

6565MHz_TX

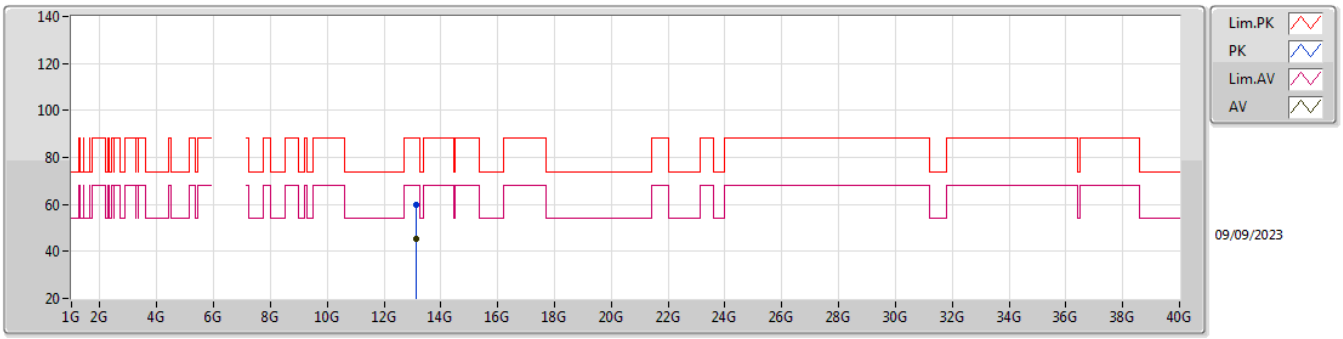

EUT Z_2TX
Setting 13.5
01-D-B-5

Type	Freq	Level	Limit	Margin	Raw	Dist	Condition	Azimuth	Height	Comment	AF	CL	PA
	(Hz)	(dBuV/m)	(dBuV/m)	(dB)	(dBuV)	(m)		(°)	(m)		(dB)	(dB)	(dB)
PK	13.12933G	59.58	88.20	-28.62	40.89	3	Vertical	100	1.39	-	40.06	9.55	30.92
RMS	13.12638G	45.60	68.20	-22.60	26.92	3	Vertical	100	1.39	-	40.05	9.55	30.92

6.525-6.875GHz_802.11ax HEW40_Nss1,(MCS0)_2TX

6565MHz_TX

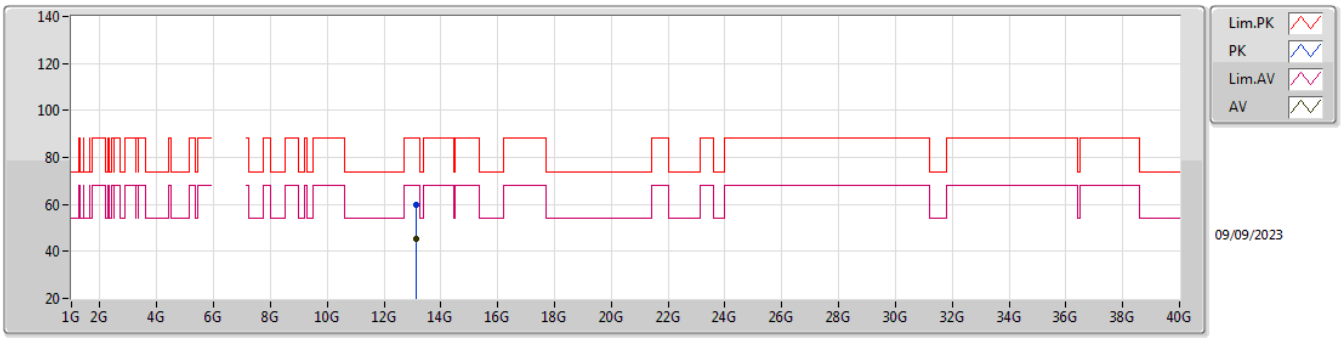

EUT Z_2TX
Setting 13.5
01-D-B-5

Type	Freq	Level	Limit	Margin	Raw	Dist	Condition	Azimuth	Height	Comment	AF	CL	PA
	(Hz)	(dBuV/m)	(dBuV/m)	(dB)	(dBuV)	(m)		(°)	(m)		(dB)	(dB)	(dB)
PK	13.13126G	59.66	88.20	-28.54	40.97	3	Horizontal	79	1.99	-	40.06	9.55	30.92
RMS	13.12635G	45.57	68.20	-22.63	26.89	3	Horizontal	79	1.99	-	40.05	9.55	30.92

6.525-6.875GHz_802.11ax HEW40_Nss1,(MCS0)_2TX

6565MHz_TX

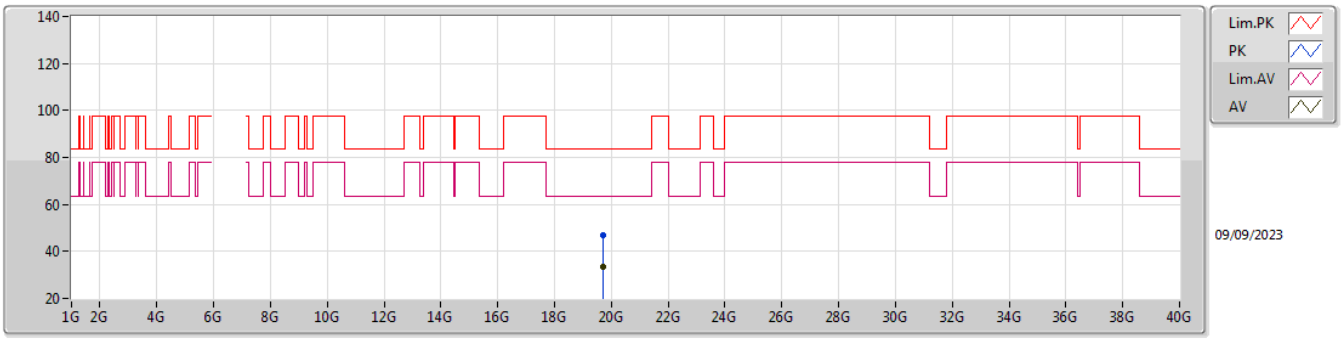

EUT Z_2TX
Setting 13.5
01-D-R-5

Type	Freq	Level	Limit	Margin	Raw	Dist	Condition	Azimuth	Height	Comment	AF	CL	PA
	(Hz)	(dBuV/m)	(dBuV/m)	(dB)	(dBuV)	(m)		(°)	(m)		(dB)	(dB)	(dB)
PK	19.69093G	46.92	83.54	-36.62	43.53	1	Vertical	296	1.55	-	37.85	17.13	51.59
AV	19.69551G	33.55	63.54	-29.99	30.18	1	Vertical	296	1.55	-	37.83	17.14	51.60

6.525-6.875GHz_802.11ax HEW40_Nss1,(MCS0)_2TX

6565MHz_TX

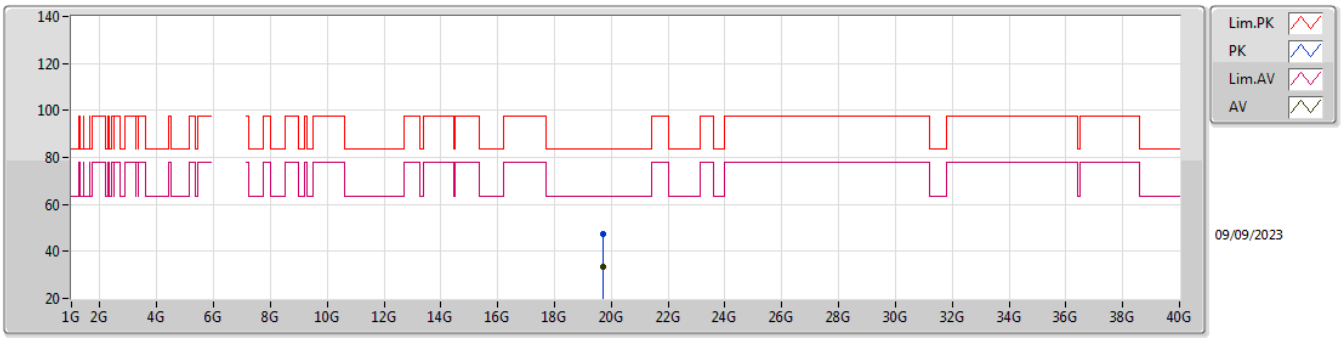

EUT Z_2TX
Setting 13.5
01-D-R-5

Type	Freq	Level	Limit	Margin	Raw	Dist	Condition	Azimuth	Height	Comment	AF	CL	PA
	(Hz)	(dBuV/m)	(dBuV/m)	(dB)	(dBuV)	(m)		(°)	(m)		(dB)	(dB)	(dB)
PK	19.69597G	47.32	83.54	-36.22	43.96	1	Horizontal	307	1.58	-	37.82	17.14	51.60
AV	19.69G	33.60	63.54	-29.94	30.20	1	Horizontal	307	1.58	-	37.86	17.13	51.59

6.525-6.875GHz_802.11ax HEW40_Nss1,(MCS0)_2TX

6685MHz_TX

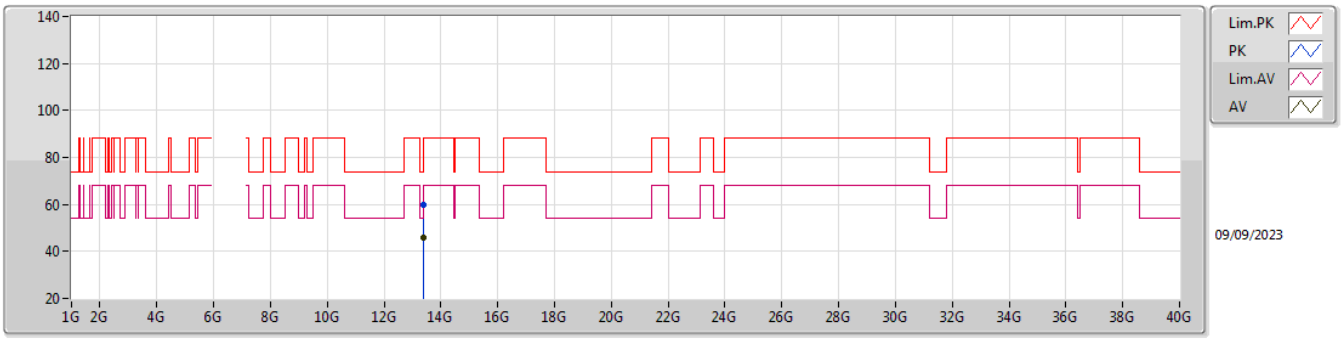

EUT Z_2TX
Setting 13
01-D-B-5

Type	Freq	Level	Limit	Margin	Raw	Dist	Condition	Azimuth	Height	Comment	AF	CL	PA
	(Hz)	(dBuV/m)	(dBuV/m)	(dB)	(dBuV)	(m)		(°)	(m)		(dB)	(dB)	(dB)
PK	13.373G	59.72	74.00	-14.28	40.26	3	Vertical	325	2.14	-	40.37	9.65	30.56
AV	13.36755G	46.01	54.00	-7.99	26.56	3	Vertical	325	2.14	-	40.37	9.65	30.57

6.525-6.875GHz_802.11ax HEW40_Nss1,(MCS0)_2TX

6685MHz_TX

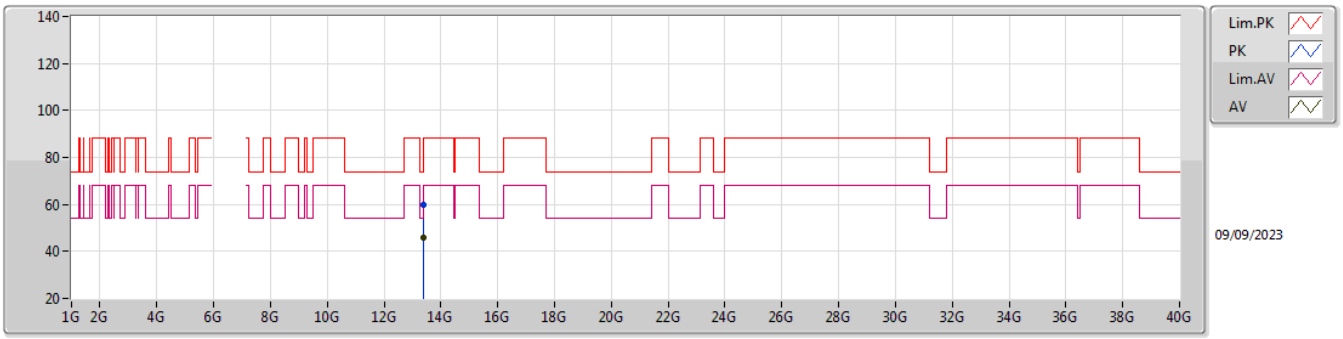

EUT Z_2TX
Setting 13
01-D-B-5

Type	Freq	Level	Limit	Margin	Raw	Dist	Condition	Azimuth	Height	Comment	AF	CL	PA
	(Hz)	(dBuV/m)	(dBuV/m)	(dB)	(dBuV)	(m)		(°)	(m)		(dB)	(dB)	(dB)
PK	13.36865G	59.60	74.00	-14.40	40.14	3	Horizontal	99	1.78	-	40.37	9.65	30.56
AV	13.37422G	46.04	54.00	-7.96	26.58	3	Horizontal	99	1.78	-	40.37	9.65	30.56

6.525-6.875GHz_802.11ax HEW40_Nss1,(MCS0)_2TX

6685MHz_TX

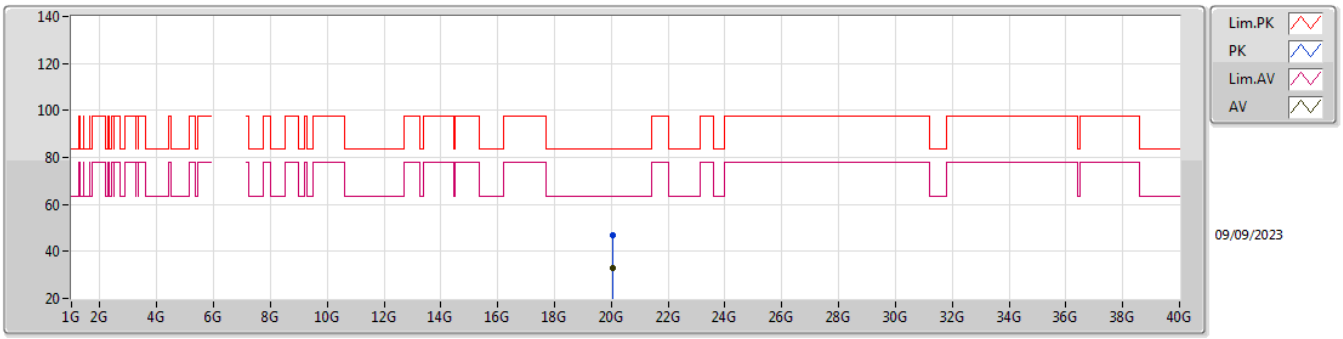

EUT Z_2TX
Setting 13
01-D-R-5

Type	Freq	Level	Limit	Margin	Raw	Dist	Condition	Azimuth	Height	Comment	AF	CL	PA
	(Hz)	(dBuV/m)	(dBuV/m)	(dB)	(dBuV)	(m)		(°)	(m)		(dB)	(dB)	(dB)
PK	20.05892G	46.75	83.54	-36.79	43.63	1	Vertical	340	1.54	-	37.74	17.29	51.91
AV	20.05741G	33.03	63.54	-30.51	29.93	1	Vertical	340	1.54	-	37.73	17.28	51.91

6.525-6.875GHz_802.11ax HEW40_Nss1,(MCS0)_2TX

6685MHz_TX

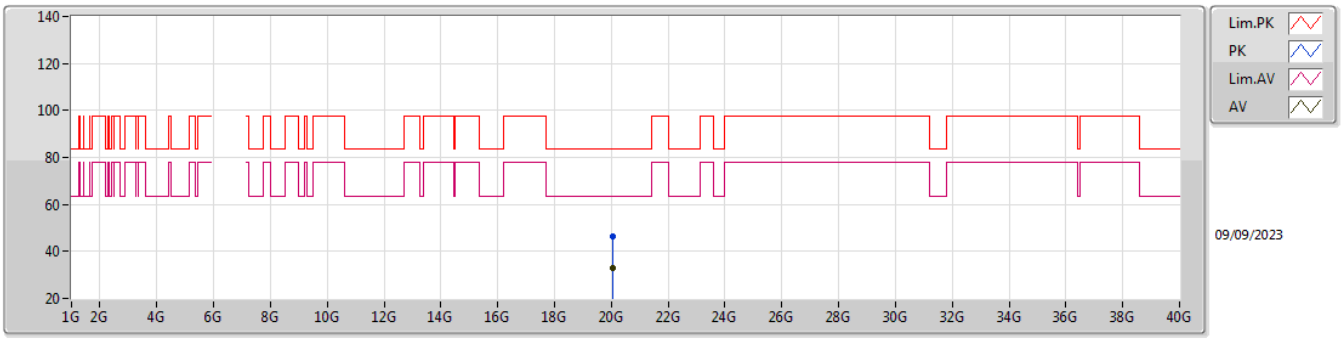

EUT Z_2TX
Setting 13
01-D-R-5

Type	Freq	Level	Limit	Margin	Raw	Dist	Condition	Azimuth	Height	Comment	AF	CL	PA
	(Hz)	(dBuV/m)	(dBuV/m)	(dB)	(dBuV)	(m)		(°)	(m)		(dB)	(dB)	(dB)
PK	20.05281G	46.35	83.54	-37.19	43.27	1	Horizontal	171	1.51	-	37.71	17.28	51.91
AV	20.05758G	33.02	63.54	-30.52	29.91	1	Horizontal	171	1.51	-	37.73	17.29	51.91

6.525-6.875GHz_802.11ax HEW40_Nss1,(MCS0)_2TX

6845MHz_TX

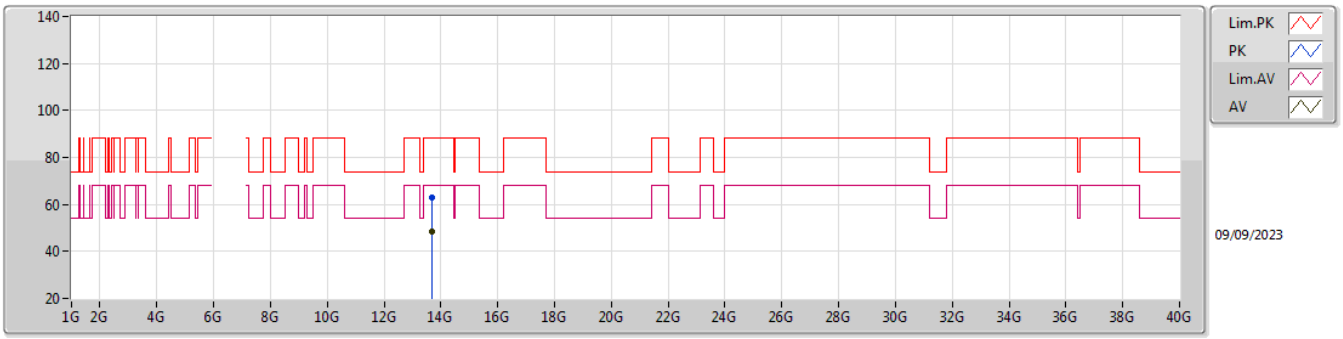

EUT Z_2TX
Setting 12.5
01-D-B-5

Type	Freq	Level	Limit	Margin	Raw	Dist	Condition	Azimuth	Height	Comment	AF	CL	PA
	(Hz)	(dBuV/m)	(dBuV/m)	(dB)	(dBuV)	(m)		(°)	(m)		(dB)	(dB)	(dB)
PK	13.692G	62.88	88.20	-25.32	43.11	3	Vertical	279	2.19	-	40.40	9.78	30.41
RMS	13.68941G	48.69	68.20	-19.51	28.92	3	Vertical	279	2.19	-	40.40	9.78	30.41

6.525-6.875GHz_802.11ax HEW40_Nss1,(MCS0)_2TX

6845MHz_TX

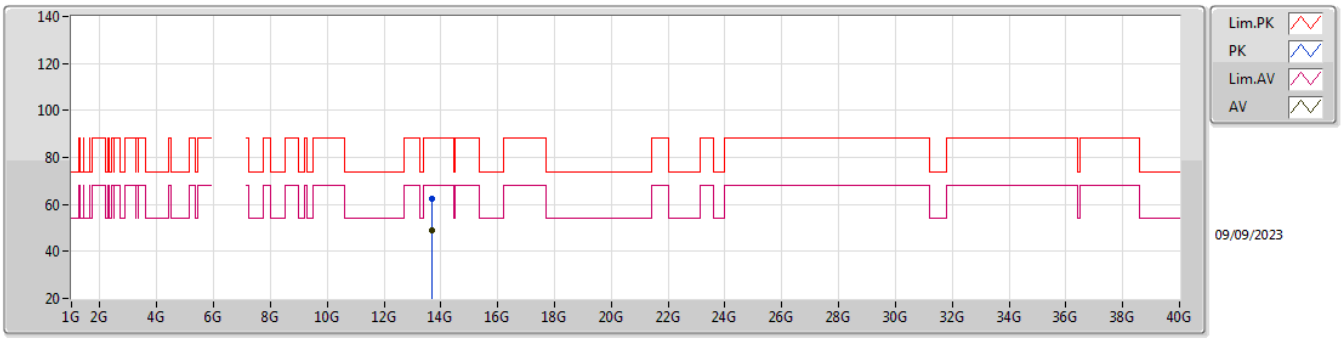

EUT Z_2TX
Setting 12.5
01-D-B-5

Type	Freq	Level	Limit	Margin	Raw	Dist	Condition	Azimuth	Height	Comment	AF	CL	PA
	(Hz)	(dBuV/m)	(dBuV/m)	(dB)	(dBuV)	(m)		(°)	(m)		(dB)	(dB)	(dB)
PK	13.68964G	62.39	88.20	-25.81	42.62	3	Horizontal	151	1.10	-	40.40	9.78	30.41
RMS	13.69032G	48.73	68.20	-19.47	28.96	3	Horizontal	151	1.10	-	40.40	9.78	30.41

6.525-6.875GHz_802.11ax HEW40_Nss1,(MCS0)_2TX

6845MHz_TX

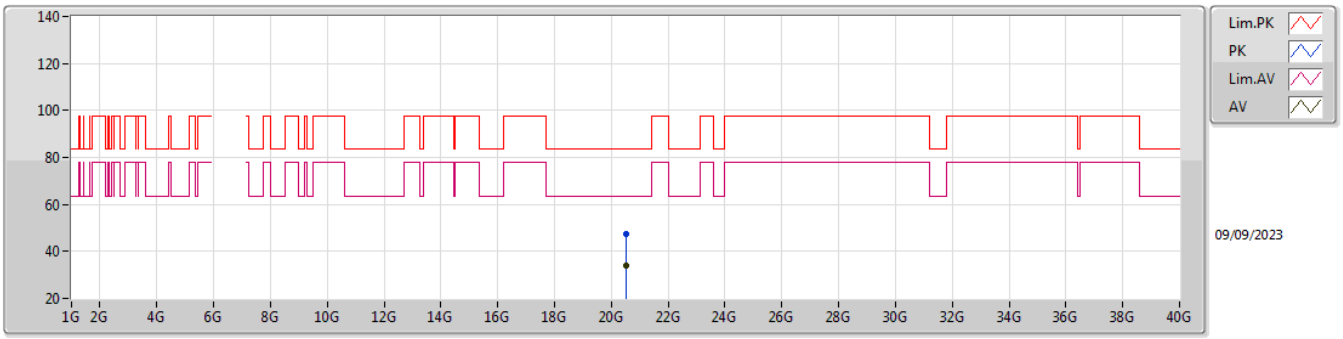

EUT Z_2TX
Setting 12.5
01-D-R-5

Type	Freq	Level	Limit	Margin	Raw	Dist	Condition	Azimuth	Height	Comment	AF	CL	PA
	(Hz)	(dBuV/m)	(dBuV/m)	(dB)	(dBuV)	(m)		(°)	(m)		(dB)	(dB)	(dB)
PK	20.53348G	47.29	83.54	-36.25	44.01	1	Vertical	152	1.55	-	37.80	17.49	52.01
AV	20.53058G	33.74	63.54	-29.80	30.48	1	Vertical	152	1.55	-	37.78	17.49	52.01

6.525-6.875GHz_802.11ax HEW40_Nss1,(MCS0)_2TX

6845MHz_TX

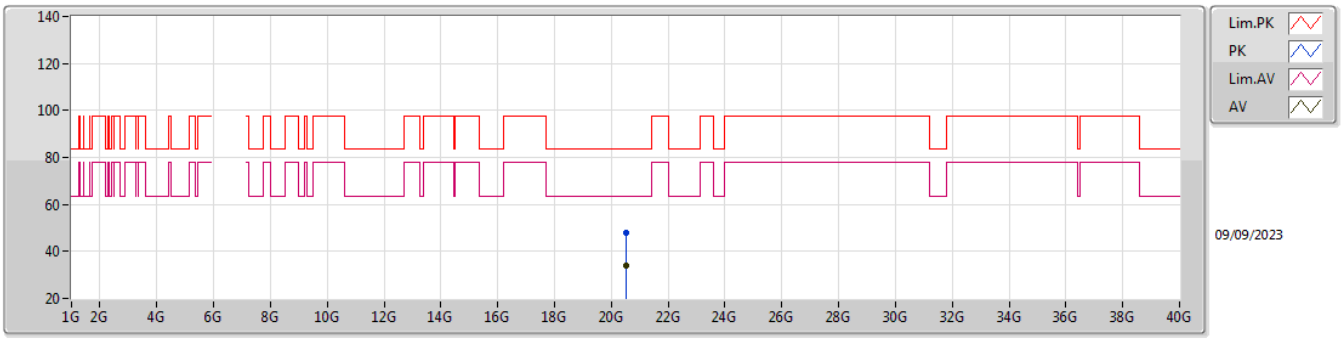

EUT Z_2TX
Setting 12.5
01-D-R-5

Type	Freq	Level	Limit	Margin	Raw	Dist	Condition	Azimuth	Height	Comment	AF	CL	PA
	(Hz)	(dBuV/m)	(dBuV/m)	(dB)	(dBuV)	(m)		(°)	(m)		(dB)	(dB)	(dB)
PK	20.53473G	47.68	83.54	-35.86	44.39	1	Horizontal	264	1.50	-	37.81	17.49	52.01
AV	20.53081G	33.77	63.54	-29.77	30.51	1	Horizontal	264	1.50	-	37.78	17.49	52.01

5.925-6.425GHz_802.11ax HEW80_Nss1,(MCS0)_2TX

5985MHz_TX

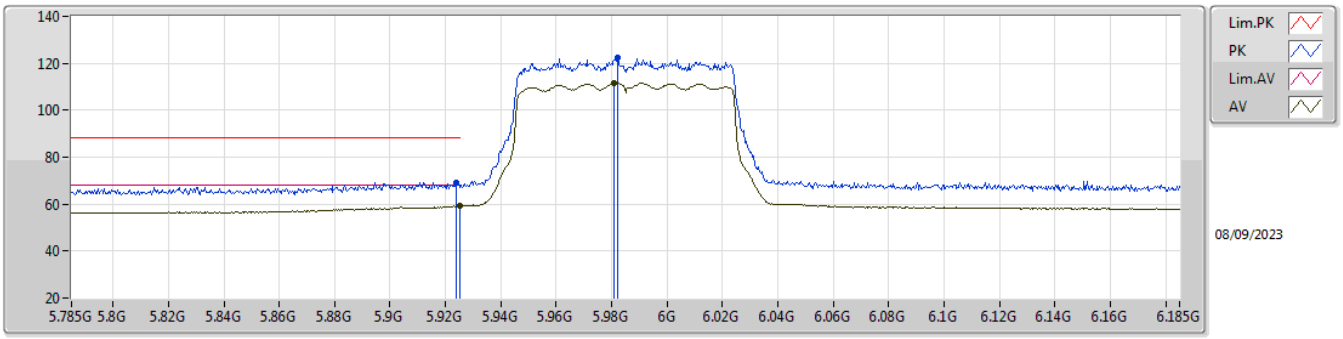

EUT Z_2TX
Setting 14
01-D-C-6-10

Type	Freq	Level	Limit	Margin	Raw	Dist	Condition	Azimuth	Height	Comment	AF	CL	PA
	(Hz)	(dBuV/m)	(dBuV/m)	(dB)	(dBuV)	(m)		(°)	(m)		(dB)	(dB)	(dB)
PK	5.9238G	69.29	88.20	-18.91	60.50	3	Vertical	0	1.49	-	35.40	6.36	32.97
RMS	5.925G	59.12	68.20	-9.08	50.33	3	Vertical	0	1.49	-	35.40	6.36	32.97
PK	5.9822G	122.46	Inf	-Inf	113.56	3	Vertical	0	1.49	-	35.50	6.39	32.99
RMS	5.981G	111.58	Inf	-Inf	102.68	3	Vertical	0	1.49	-	35.50	6.39	32.99

5.925-6.425GHz_802.11ax HEW80_Nss1,(MCS0)_2TX

5985MHz_TX

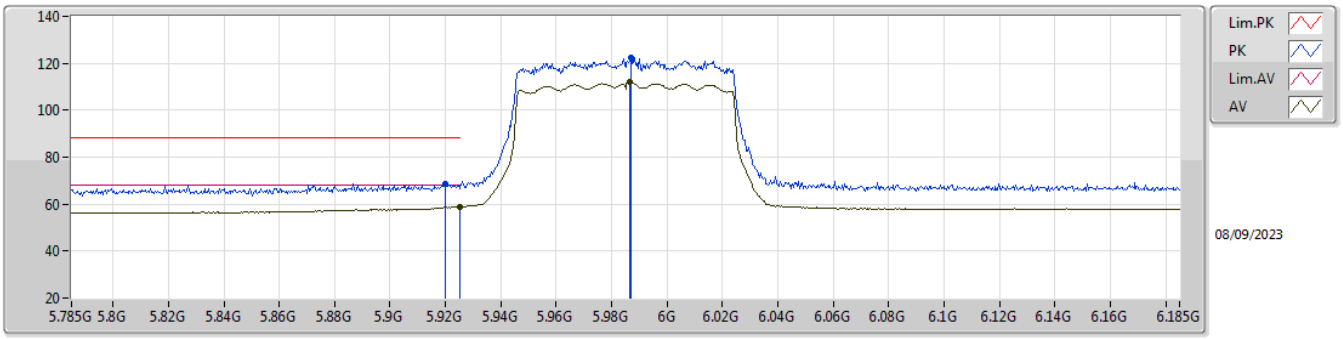

EUT Z_2TX
Setting 14
01-D-C-6-10

Type	Freq	Level	Limit	Margin	Raw	Dist	Condition	Azimuth	Height	Comment	AF	CL	PA
	(Hz)	(dBuV/m)	(dBuV/m)	(dB)	(dBuV)	(m)		(°)	(m)		(dB)	(dB)	(dB)
PK	5.9198G	68.66	88.20	-19.54	59.89	3	Horizontal	360	1.47	-	35.38	6.36	32.97
RMS	5.925G	58.99	68.20	-9.21	50.20	3	Horizontal	360	1.47	-	35.40	6.36	32.97
PK	5.987G	122.44	Inf	-Inf	113.55	3	Horizontal	360	1.47	-	35.50	6.39	33.00
RMS	5.9866G	111.99	Inf	-Inf	103.10	3	Horizontal	360	1.47	-	35.50	6.39	33.00

5.925-6.425GHz_802.11ax HEW80_Nss1,(MCS0)_2TX

5985MHz_TX

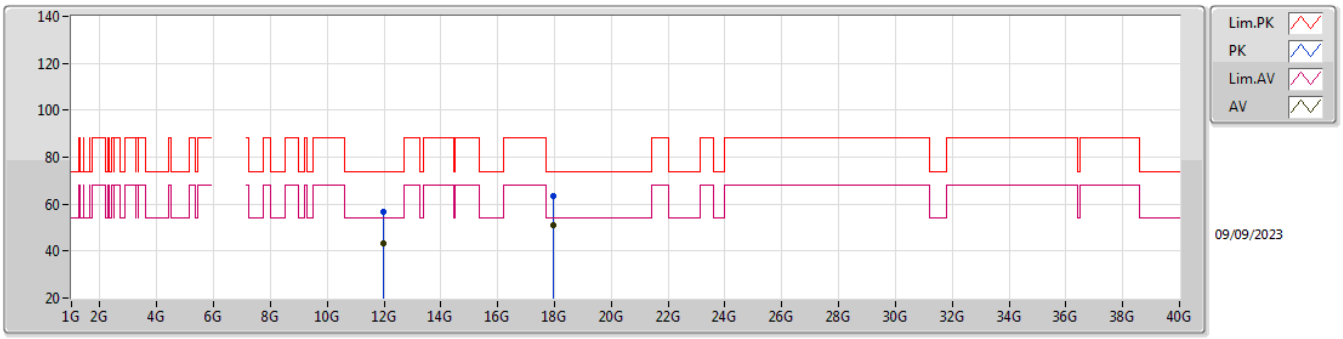

EUT Z_2TX
Setting 14
01-D-B-5

Type	Freq	Level	Limit	Margin	Raw	Dist	Condition	Azimuth	Height	Comment	AF	CL	PA
	(Hz)	(dBuV/m)	(dBuV/m)	(dB)	(dBuV)	(m)		(°)	(m)		(dB)	(dB)	(dB)
PK	11.97233G	56.95	74.00	-17.05	41.44	3	Vertical	75	1.59	-	38.87	9.09	32.45
AV	11.97057G	43.03	54.00	-10.97	27.52	3	Vertical	75	1.59	-	38.87	9.09	32.45
PK	17.95651G	63.70	74.00	-10.30	39.24	3	Vertical	359	1.94	-	43.08	11.48	30.10
AV	17.95802G	51.17	54.00	-2.83	26.70	3	Vertical	359	1.94	-	43.09	11.48	30.10

5.925-6.425GHz_802.11ax HEW80_Nss1,(MCS0)_2TX

5985MHz_TX

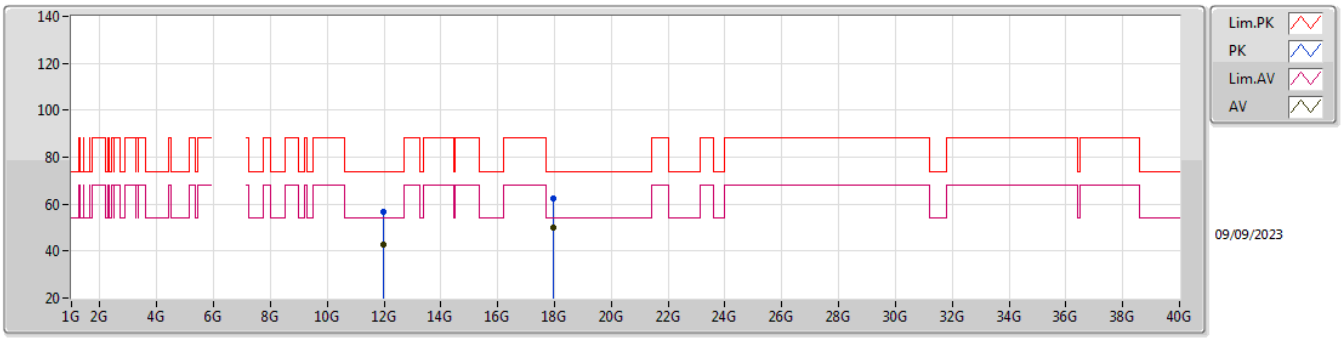

EUT Z_2TX
Setting 14
01-D-B-5

Type	Freq	Level	Limit	Margin	Raw	Dist	Condition	Azimuth	Height	Comment	AF	CL	PA
	(Hz)	(dBuV/m)	(dBuV/m)	(dB)	(dBuV)	(m)		(°)	(m)		(dB)	(dB)	(dB)
PK	11.96546G	56.51	74.00	-17.49	41.00	3	Horizontal	288	1.51	-	38.87	9.09	32.45
AV	11.96872G	43.00	54.00	-11.00	27.49	3	Horizontal	288	1.51	-	38.87	9.09	32.45
PK	17.9564G	62.45	74.00	-11.55	37.99	3	Horizontal	40	1.32	-	43.08	11.48	30.10
AV	17.95015G	50.16	54.00	-3.84	25.74	3	Horizontal	40	1.32	-	43.05	11.48	30.11

5.925-6.425GHz_802.11ax HEW80_Nss1,(MCS0)_2TX

5985MHz_TX

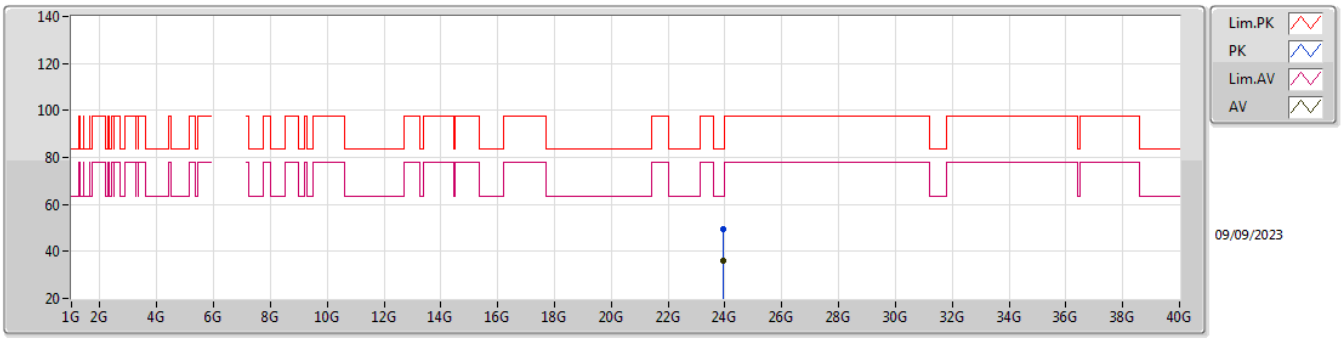

EUT Z_2TX
Setting 14
01-D-R-5

Type	Freq	Level	Limit	Margin	Raw	Dist	Condition	Azimuth	Height	Comment	AF	CL	PA
	(Hz)	(dBuV/m)	(dBuV/m)	(dB)	(dBuV)	(m)		(°)	(m)		(dB)	(dB)	(dB)
PK	23.94228G	49.30	83.54	-34.24	41.63	1	Vertical	115	1.70	-	38.88	19.01	50.22
AV	23.93634G	36.05	63.54	-27.49	28.40	1	Vertical	115	1.70	-	38.87	19.01	50.23

5.925-6.425GHz_802.11ax HEW80_Nss1,(MCS0)_2TX

5985MHz_TX

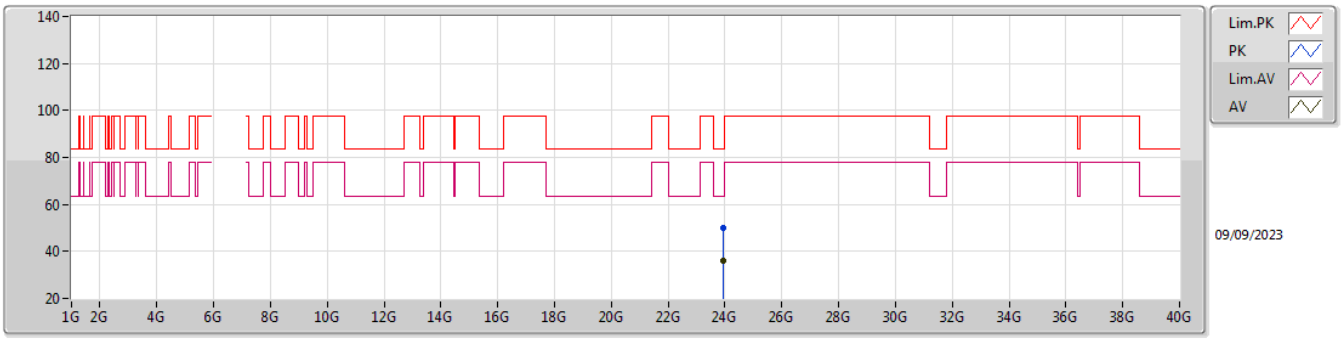

EUT Z_2TX
Setting 14
01-D-R-5

Type	Freq	Level	Limit	Margin	Raw	Dist	Condition	Azimuth	Height	Comment	AF	CL	PA
	(Hz)	(dBuV/m)	(dBuV/m)	(dB)	(dBuV)	(m)		(°)	(m)		(dB)	(dB)	(dB)
PK	23.94344G	49.76	83.54	-33.78	42.08	1	Horizontal	109	1.96	-	38.89	19.01	50.22
AV	23.93543G	36.07	63.54	-27.47	28.42	1	Horizontal	109	1.96	-	38.87	19.01	50.23

5.925-6.425GHz_802.11ax HEW80_Nss1,(MCS0)_2TX

6145MHz_TX

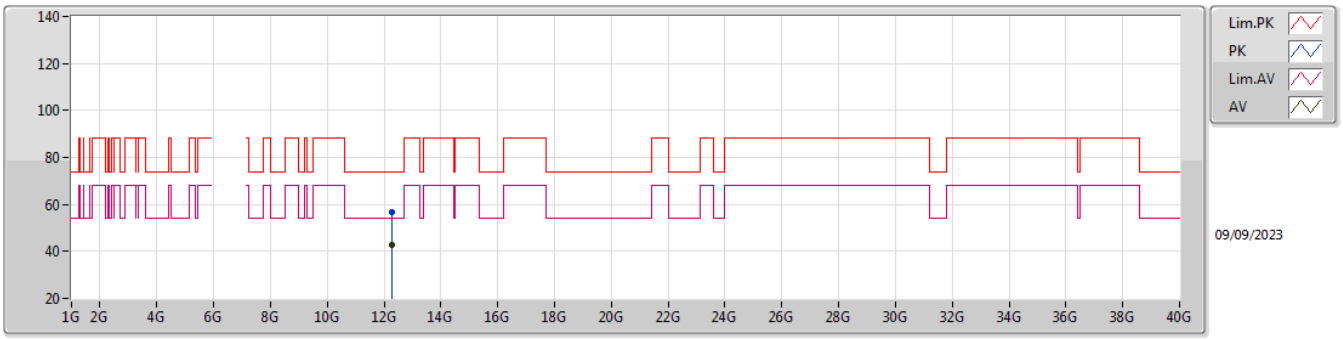

EUT Z_2TX
Setting 14
01-D-B-5

Type	Freq	Level	Limit	Margin	Raw	Dist	Condition	Azimuth	Height	Comment	AF	CL	PA
	(Hz)	(dBuV/m)	(dBuV/m)	(dB)	(dBuV)	(m)		(°)	(m)		(dB)	(dB)	(dB)
PK	12.29359G	56.79	74.00	-17.21	40.93	3	Vertical	280	2.32	-	38.81	9.22	32.17
AV	12.28883G	42.93	54.00	-11.07	27.07	3	Vertical	280	2.32	-	38.81	9.22	32.17

5.925-6.425GHz_802.11ax HEW80_Nss1,(MCS0)_2TX

6145MHz_TX

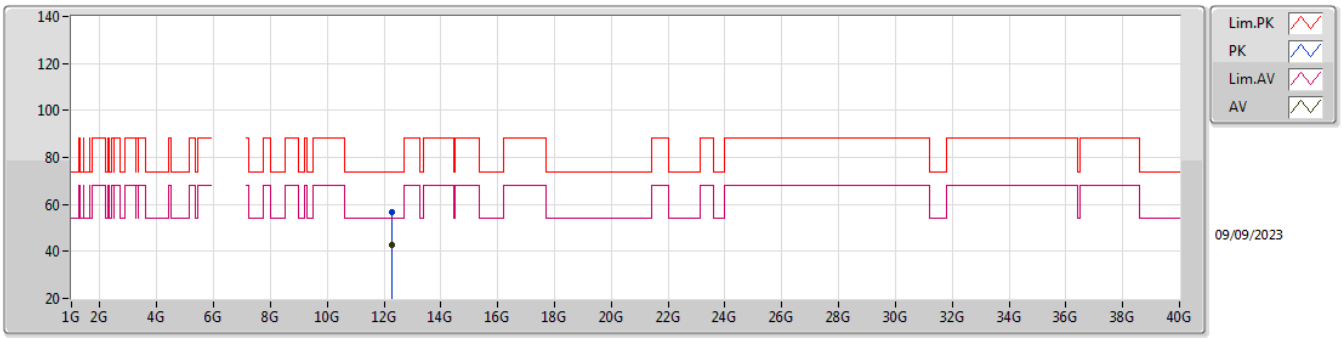

EUT Z_2TX
Setting 14
01-D-B-5

Type	Freq	Level	Limit	Margin	Raw	Dist	Condition	Azimuth	Height	Comment	AF	CL	PA
	(Hz)	(dBuV/m)	(dBuV/m)	(dB)	(dBuV)	(m)		(°)	(m)		(dB)	(dB)	(dB)
PK	12.28833G	56.76	74.00	-17.24	40.90	3	Horizontal	166	2.54	-	38.81	9.22	32.17
AV	12.28992G	42.84	54.00	-11.16	26.98	3	Horizontal	166	2.54	-	38.81	9.22	32.17

5.925-6.425GHz_802.11ax HEW80_Nss1,(MCS0)_2TX

6145MHz_TX

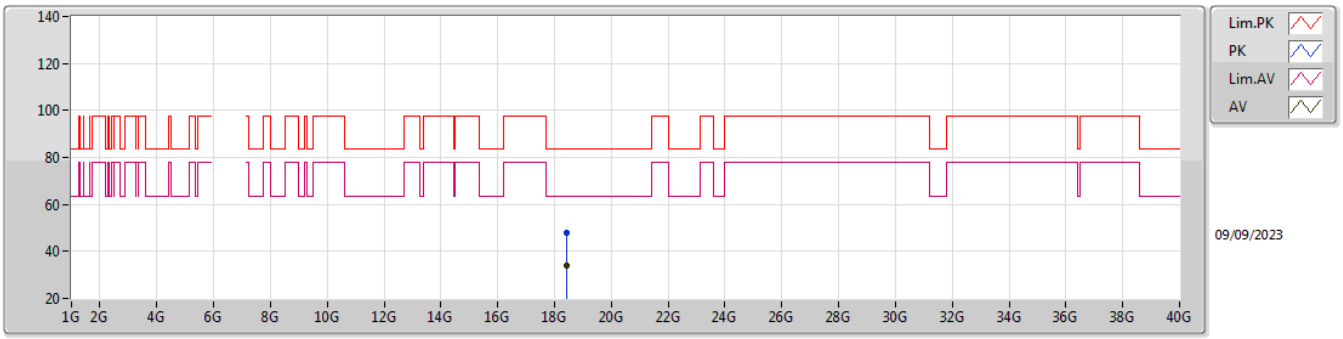

EUT Z_2TX
Setting 14
01-D-R-5

Type	Freq	Level	Limit	Margin	Raw	Dist	Condition	Azimuth	Height	Comment	AF	CL	PA
	(Hz)	(dBuV/m)	(dBuV/m)	(dB)	(dBuV)	(m)		(°)	(m)		(dB)	(dB)	(dB)
PK	18.434G	47.76	83.54	-35.78	43.62	1	Vertical	49	1.57	-	37.73	16.62	50.21
AV	18.43018G	34.02	63.54	-29.52	29.86	1	Vertical	49	1.57	-	37.74	16.62	50.20

5.925-6.425GHz_802.11ax HEW80_Nss1,(MCS0)_2TX

6145MHz_TX

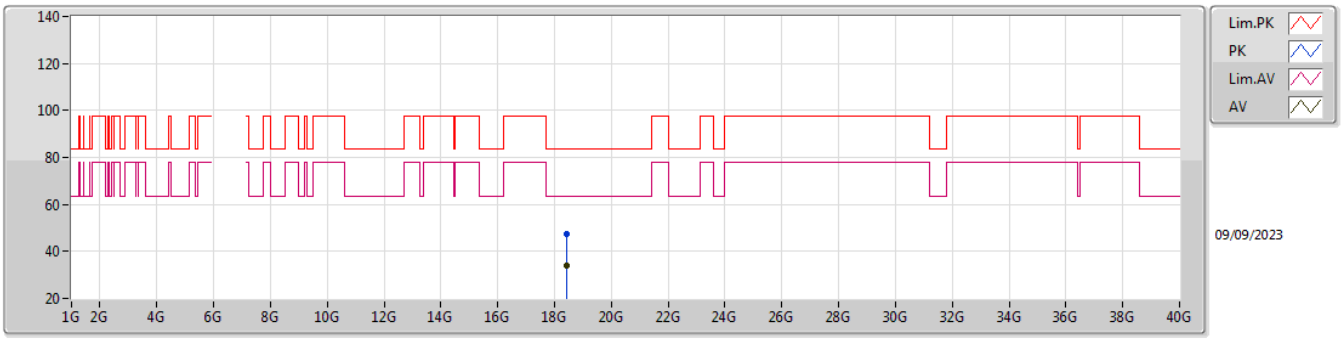

EUT Z_2TX
Setting 14
01-D-R-5

Type	Freq	Level	Limit	Margin	Raw	Dist	Condition	Azimuth	Height	Comment	AF	CL	PA
	(Hz)	(dBuV/m)	(dBuV/m)	(dB)	(dBuV)	(m)		(°)	(m)		(dB)	(dB)	(dB)
PK	18.43536G	47.37	83.54	-36.17	43.23	1	Horizontal	270	1.51	-	37.73	16.62	50.21
AV	18.43009G	34.00	63.54	-29.54	29.84	1	Horizontal	270	1.51	-	37.74	16.62	50.20

5.925-6.425GHz_802.11ax HEW80_Nss1,(MCS0)_2TX

6385MHz_TX

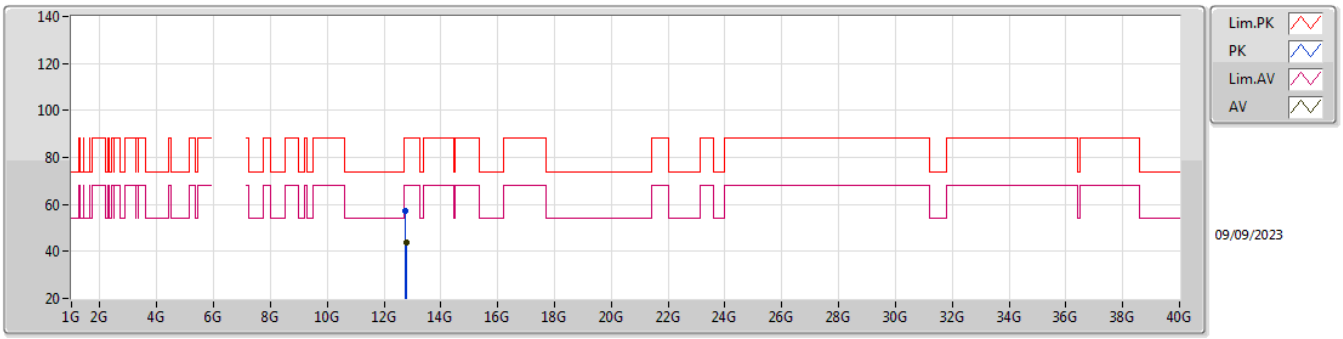

EUT Z_2TX
Setting 14
01-D-B-5

Type	Freq	Level	Limit	Margin	Raw	Dist	Condition	Azimuth	Height	Comment	AF	CL	PA
	(Hz)	(dBuV/m)	(dBuV/m)	(dB)	(dBuV)	(m)		(°)	(m)		(dB)	(dB)	(dB)
PK	12.76654G	57.44	88.20	-30.76	40.01	3	Vertical	80	2.73	-	39.53	9.41	31.51
RMS	12.77136G	43.56	68.20	-24.64	26.11	3	Vertical	80	2.73	-	39.54	9.41	31.50

5.925-6.425GHz_802.11ax HEW80_Nss1,(MCS0)_2TX

6385MHz_TX

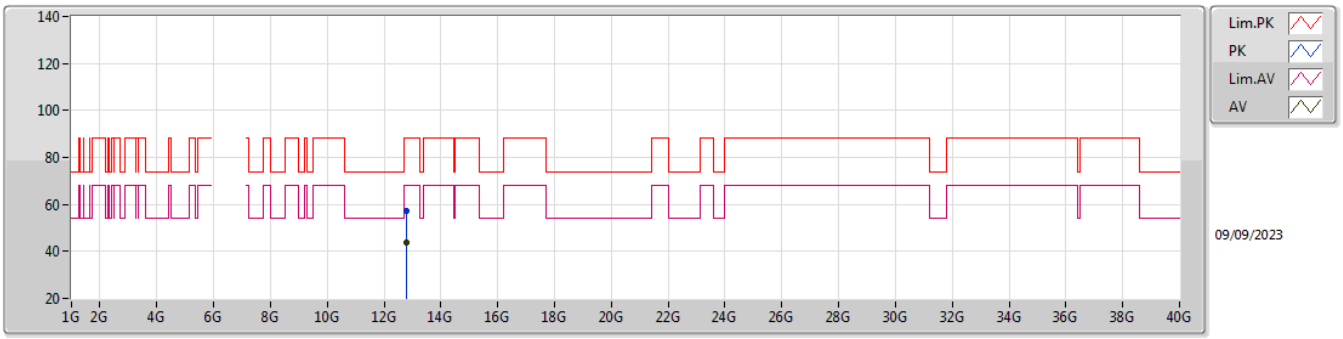

EUT Z_2TX
Setting 14
01-D-B-5

Type	Freq	Level	Limit	Margin	Raw	Dist	Condition	Azimuth	Height	Comment	AF	CL	PA
	(Hz)	(dBuV/m)	(dBuV/m)	(dB)	(dBuV)	(m)		(°)	(m)		(dB)	(dB)	(dB)
PK	12.77354G	57.03	88.20	-31.17	39.57	3	Horizontal	356	1.03	-	39.55	9.41	31.50
RMS	12.77498G	43.66	68.20	-24.54	26.20	3	Horizontal	356	1.03	-	39.55	9.41	31.50

5.925-6.425GHz_802.11ax HEW80_Nss1,(MCS0)_2TX

6385MHz_TX

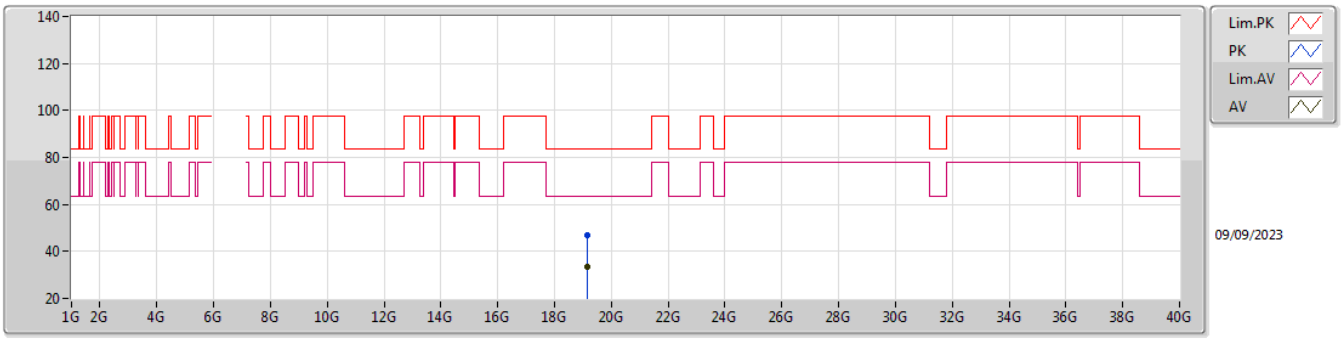

EUT Z_2TX
Setting 14
01-D-R-5

Type	Freq	Level	Limit	Margin	Raw	Dist	Condition	Azimuth	Height	Comment	AF	CL	PA
	(Hz)	(dBuV/m)	(dBuV/m)	(dB)	(dBuV)	(m)		(°)	(m)		(dB)	(dB)	(dB)
PK	19.16G	46.93	83.54	-36.61	43.24	1	Vertical	64	1.52	-	37.76	16.92	50.99
AV	19.155G	33.23	63.54	-30.31	29.58	1	Vertical	64	1.52	-	37.73	16.91	50.99

5.925-6.425GHz_802.11ax HEW80_Nss1,(MCS0)_2TX

6385MHz_TX

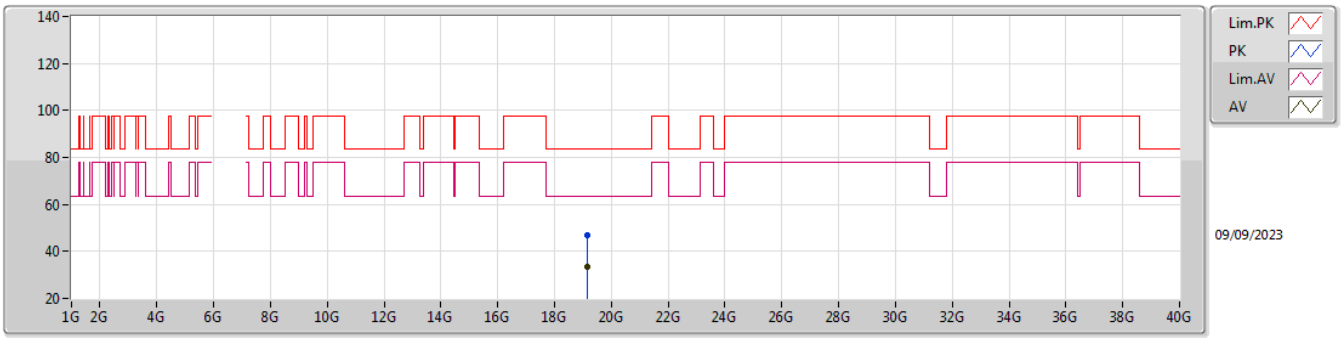

EUT Z_2TX
Setting 14
01-D-R-5

Type	Freq	Level	Limit	Margin	Raw	Dist	Condition	Azimuth	Height	Comment	AF	CL	PA
	(Hz)	(dBuV/m)	(dBuV/m)	(dB)	(dBuV)	(m)		(°)	(m)		(dB)	(dB)	(dB)
PK	19.15601G	46.72	83.54	-36.82	43.06	1	Horizontal	213	1.53	-	37.74	16.91	50.99
AV	19.15564G	33.21	63.54	-30.33	29.56	1	Horizontal	213	1.53	-	37.73	16.91	50.99

6.525-6.875GHz_802.11ax HEW80_Nss1,(MCS0)_2TX

6625MHz_TX

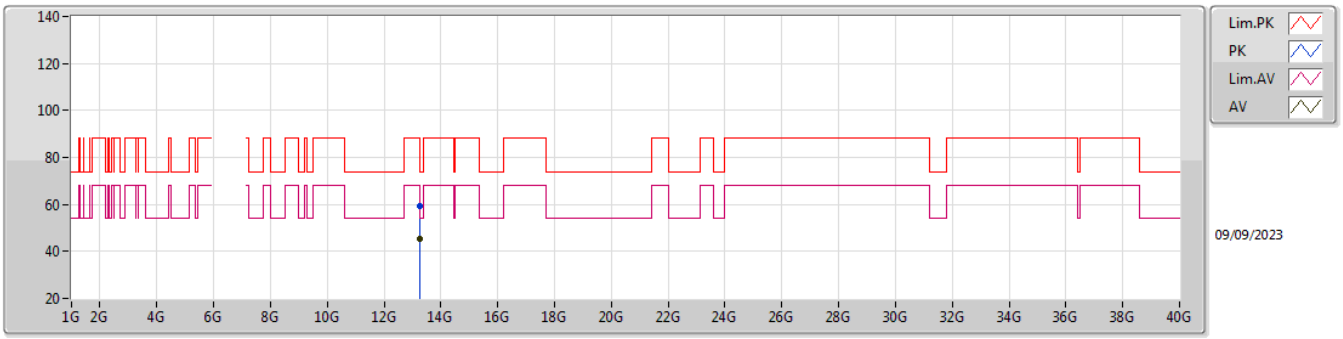

EUT Z_2TX
Setting 13.5
01-D-B-5

Type	Freq	Level	Limit	Margin	Raw	Dist	Condition	Azimuth	Height	Comment	AF	CL	PA
	(Hz)	(dBuV/m)	(dBuV/m)	(dB)	(dBuV)	(m)		(°)	(m)		(dB)	(dB)	(dB)
PK	13.2493G	59.32	88.20	-28.88	40.21	3	Vertical	253	1.65	-	40.25	9.60	30.74
RMS	13.24887G	45.37	68.20	-22.83	26.26	3	Vertical	253	1.65	-	40.25	9.60	30.74

6.525-6.875GHz_802.11ax HEW80_Nss1,(MCS0)_2TX

6625MHz_TX

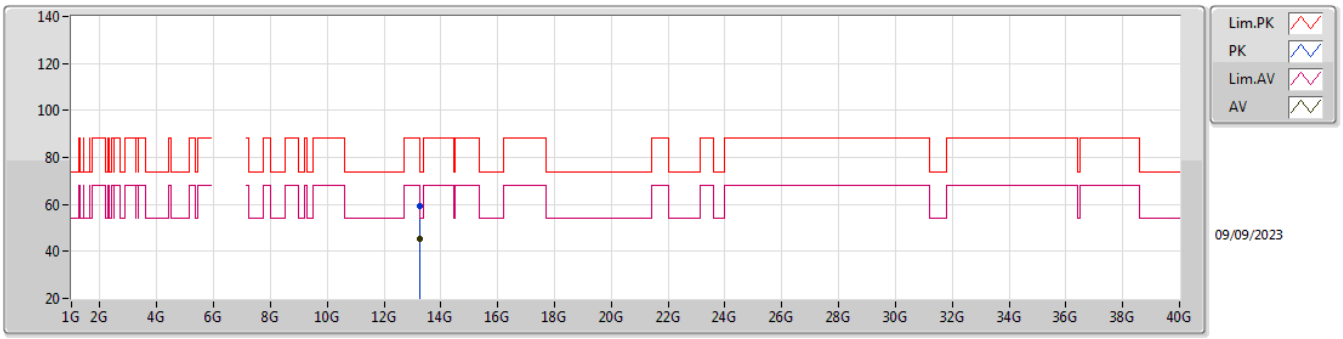

EUT Z_2TX
Setting 13.5
01-D-B-5

Type	Freq	Level	Limit	Margin	Raw	Dist	Condition	Azimuth	Height	Comment	AF	CL	PA
	(Hz)	(dBuV/m)	(dBuV/m)	(dB)	(dBuV)	(m)		(°)	(m)		(dB)	(dB)	(dB)
PK	13.24518G	59.25	88.20	-28.95	40.15	3	Horizontal	342	1.11	-	40.25	9.60	30.75
RMS	13.24575G	45.46	68.20	-22.74	26.36	3	Horizontal	342	1.11	-	40.25	9.60	30.75

6.525-6.875GHz_802.11ax HEW80_Nss1,(MCS0)_2TX

6625MHz_TX

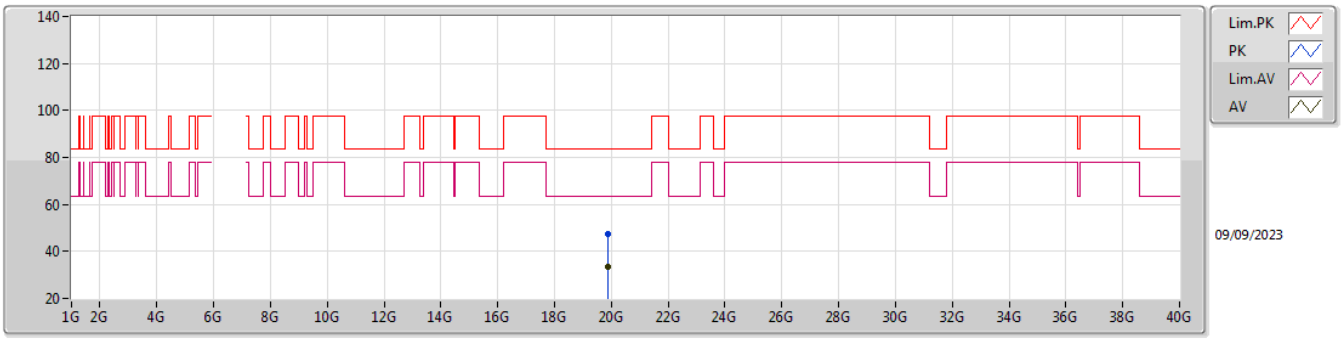

EUT Z_2TX
Setting 13.5
01-D-R-5

Type	Freq	Level	Limit	Margin	Raw	Dist	Condition	Azimuth	Height	Comment	AF	CL	PA
	(Hz)	(dBuV/m)	(dBuV/m)	(dB)	(dBuV)	(m)		(°)	(m)		(dB)	(dB)	(dB)
PK	19.87168G	47.34	83.54	-36.20	44.17	1	Vertical	220	1.53	-	37.73	17.21	51.77
AV	19.87347G	33.69	63.54	-29.85	30.51	1	Vertical	220	1.53	-	37.74	17.21	51.77

6.525-6.875GHz_802.11ax HEW80_Nss1,(MCS0)_2TX

6625MHz_TX

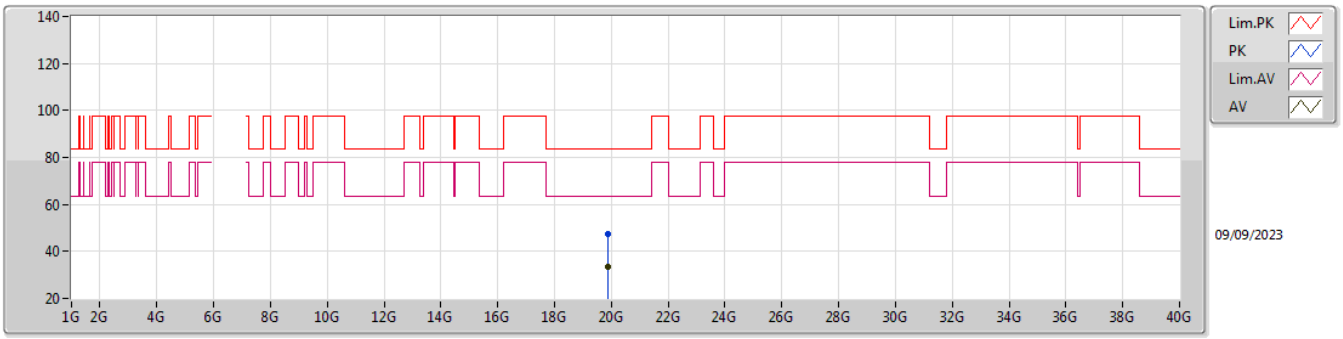

EUT Z_2TX
Setting 13.5
01-D-R-5

Type	Freq	Level	Limit	Margin	Raw	Dist	Condition	Azimuth	Height	Comment	AF	CL	PA
	(Hz)	(dBuV/m)	(dBuV/m)	(dB)	(dBuV)	(m)		(°)	(m)		(dB)	(dB)	(dB)
PK	19.87048G	47.54	83.54	-36.00	44.38	1	Horizontal	135	1.58	-	37.72	17.21	51.77
AV	19.87068G	33.69	63.54	-29.85	30.53	1	Horizontal	135	1.58	-	37.72	17.21	51.77

6.525-6.875GHz_802.11ax HEW80_Nss1,(MCS0)_2TX

6705MHz_TX

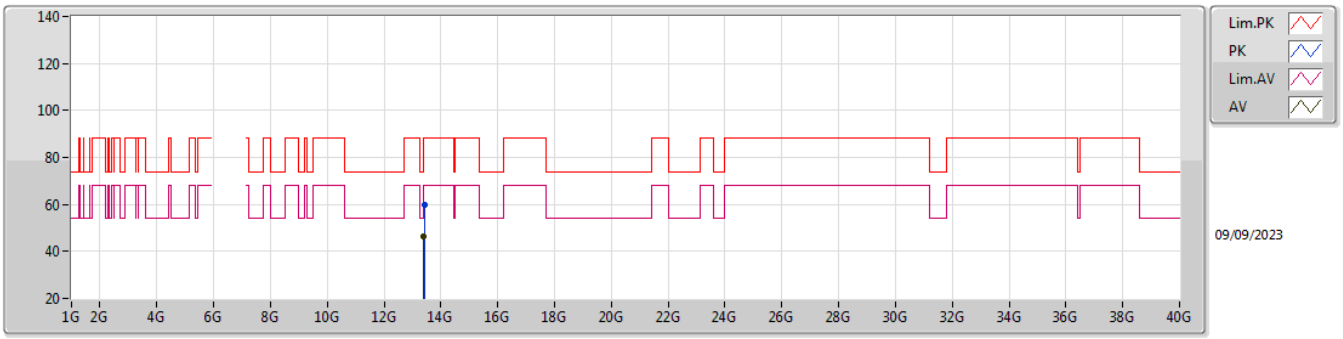

EUT Z_2TX
Setting 13.5
01-D-B-5

Type	Freq	Level	Limit	Margin	Raw	Dist	Condition	Azimuth	Height	Comment	AF	CL	PA
	(Hz)	(dBuV/m)	(dBuV/m)	(dB)	(dBuV)	(m)		(°)	(m)		(dB)	(dB)	(dB)
PK	13.4145G	59.75	88.20	-28.45	40.18	3	Vertical	122	1.01	-	40.40	9.67	30.50
AV	13.40762G	46.46	68.20	-21.74	26.91	3	Vertical	122	1.01	-	40.40	9.66	30.51

6.525-6.875GHz_802.11ax HEW80_Nss1,(MCS0)_2TX

6705MHz_TX

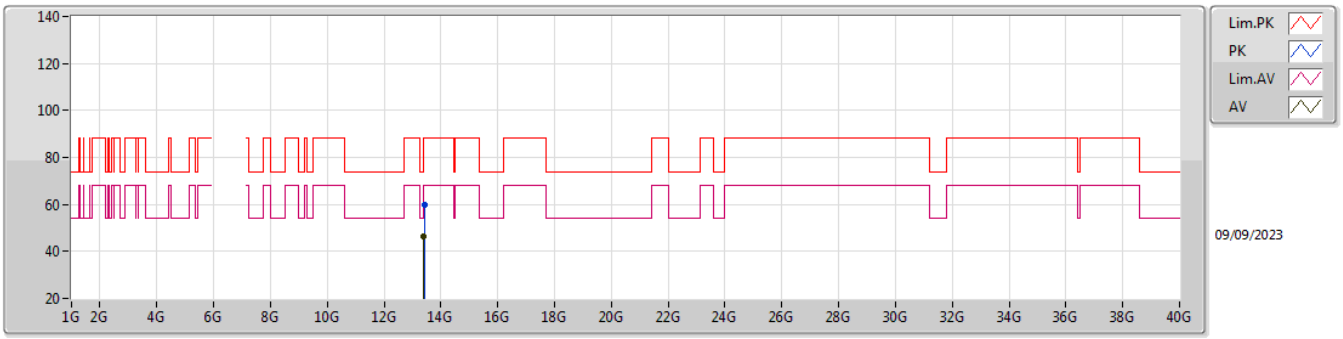

EUT Z_2TX
Setting 13.5
01-D-B-5

Type	Freq	Level	Limit	Margin	Raw	Dist	Condition	Azimuth	Height	Comment	AF	CL	PA
	(Hz)	(dBuV/m)	(dBuV/m)	(dB)	(dBuV)	(m)		(°)	(m)		(dB)	(dB)	(dB)
PK	13.40946G	60.05	88.20	-28.15	40.49	3	Horizontal	256	2.05	-	40.40	9.66	30.50
AV	13.40869G	46.47	68.20	-21.73	26.92	3	Horizontal	256	2.05	-	40.40	9.66	30.51

6.525-6.875GHz_802.11ax HEW80_Nss1,(MCS0)_2TX

6705MHz_TX

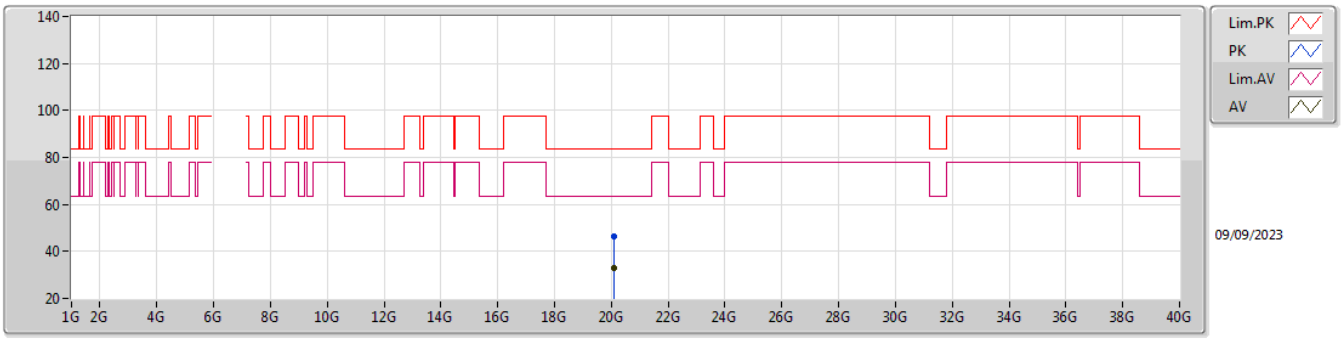

EUT Z_2TX
Setting 13.5
01-D-R-5

Type	Freq	Level	Limit	Margin	Raw	Dist	Condition	Azimuth	Height	Comment	AF	CL	PA
	(Hz)	(dBuV/m)	(dBuV/m)	(dB)	(dBuV)	(m)		(°)	(m)		(dB)	(dB)	(dB)
PK	20.11474G	46.19	83.54	-37.35	42.99	1	Vertical	99	1.51	-	37.81	17.31	51.92
AV	20.11298G	32.84	63.54	-30.70	29.63	1	Vertical	99	1.51	-	37.82	17.31	51.92

6.525-6.875GHz_802.11ax HEW80_Nss1,(MCS0)_2TX

6705MHz_TX

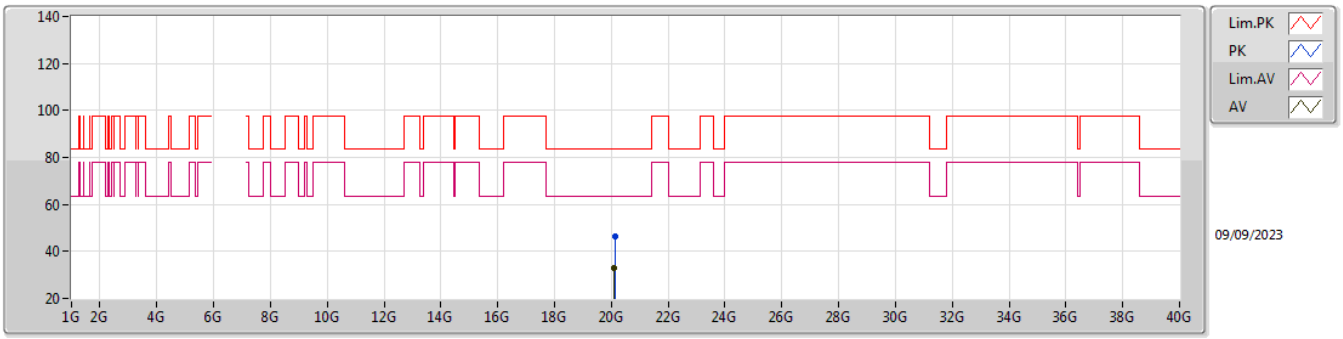

EUT Z_2TX
Setting 13.5
01-D-R-5

Type	Freq	Level	Limit	Margin	Raw	Dist	Condition	Azimuth	Height	Comment	AF	CL	PA
	(Hz)	(dBuV/m)	(dBuV/m)	(dB)	(dBuV)	(m)		(°)	(m)		(dB)	(dB)	(dB)
PK	20.11821G	46.45	83.54	-37.09	43.27	1	Horizontal	219	1.53	-	37.79	17.31	51.92
AV	20.11517G	33.05	63.54	-30.49	29.85	1	Horizontal	219	1.53	-	37.81	17.31	51.92

6.525-6.875GHz_802.11ax HEW80_Nss1,(MCS0)_2TX

6785MHz_TX

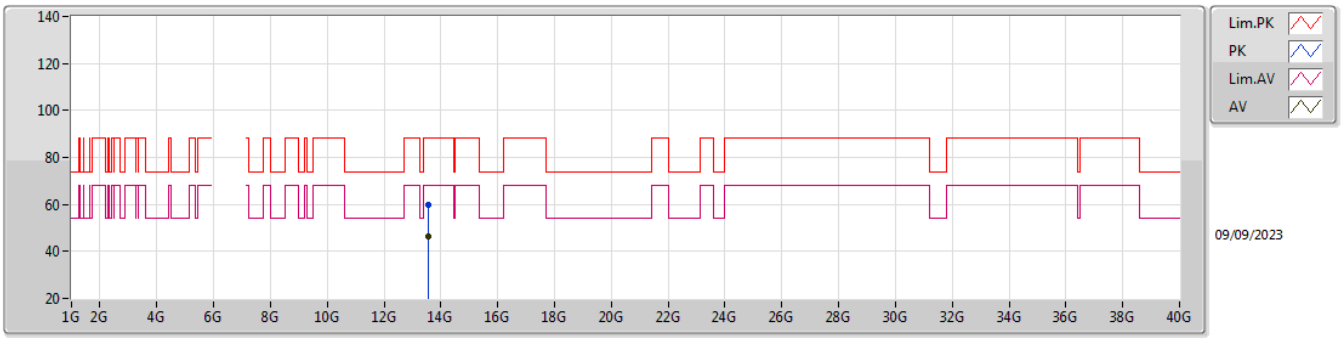

EUT Z_2TX
Setting 13
01-D-B-5

Type	Freq	Level	Limit	Margin	Raw	Dist	Condition	Azimuth	Height	Comment	AF	CL	PA
	(Hz)	(dBuV/m)	(dBuV/m)	(dB)	(dBuV)	(m)		(°)	(m)		(dB)	(dB)	(dB)
PK	13.57398G	59.88	88.20	-28.32	40.14	3	Vertical	37	1.31	-	40.40	9.73	30.39
RMS	13.56833G	46.39	68.20	-21.81	26.65	3	Vertical	37	1.31	-	40.40	9.73	30.39

6.525-6.875GHz_802.11ax HEW80_Nss1,(MCS0)_2TX

6785MHz_TX

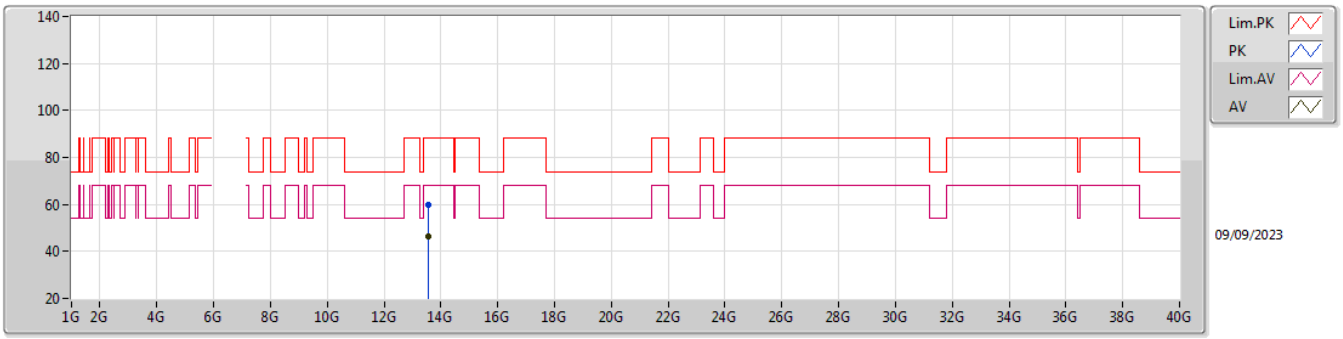

EUT Z_2TX
Setting 13
01-D-B-5

Type	Freq	Level	Limit	Margin	Raw	Dist	Condition	Azimuth	Height	Comment	AF	CL	PA
	(Hz)	(dBuV/m)	(dBuV/m)	(dB)	(dBuV)	(m)		(°)	(m)		(dB)	(dB)	(dB)
PK	13.56579G	59.84	88.20	-28.36	40.09	3	Horizontal	348	1.47	-	40.40	9.73	30.38
RMS	13.56521G	46.42	88.20	-41.78	26.67	3	Horizontal	348	1.47	-	40.40	9.73	30.38

6.525-6.875GHz_802.11ax HEW80_Nss1,(MCS0)_2TX

6785MHz_TX

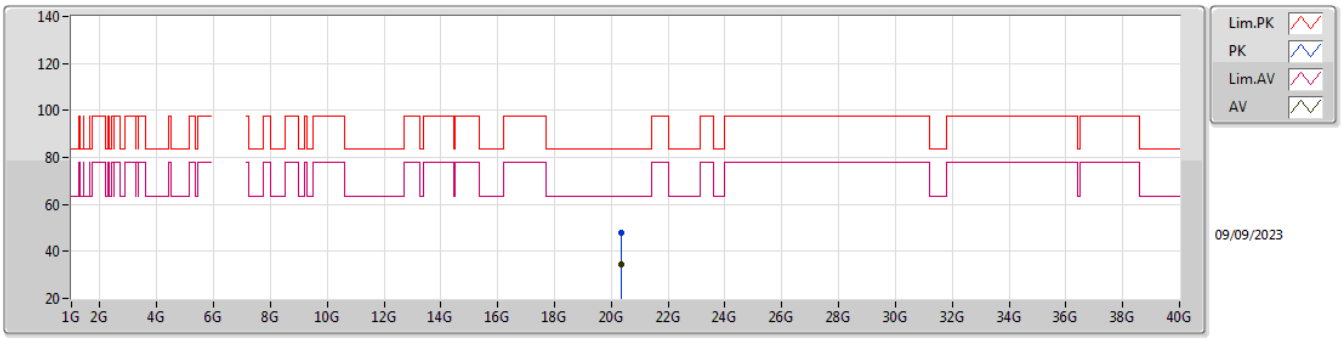

EUT Z_2TX
Setting 13
01-D-R-5

Type	Freq	Level	Limit	Margin	Raw	Dist	Condition	Azimuth	Height	Comment	AF	CL	PA
	(Hz)	(dBuV/m)	(dBuV/m)	(dB)	(dBuV)	(m)		(°)	(m)		(dB)	(dB)	(dB)
PK	20.35833G	47.97	83.54	-35.57	44.44	1	Vertical	213	1.53	-	38.08	17.42	51.97
AV	20.35429G	34.60	63.54	-28.94	31.07	1	Vertical	213	1.53	-	38.09	17.41	51.97

6.525-6.875GHz_802.11ax HEW80_Nss1,(MCS0)_2TX

6785MHz_TX

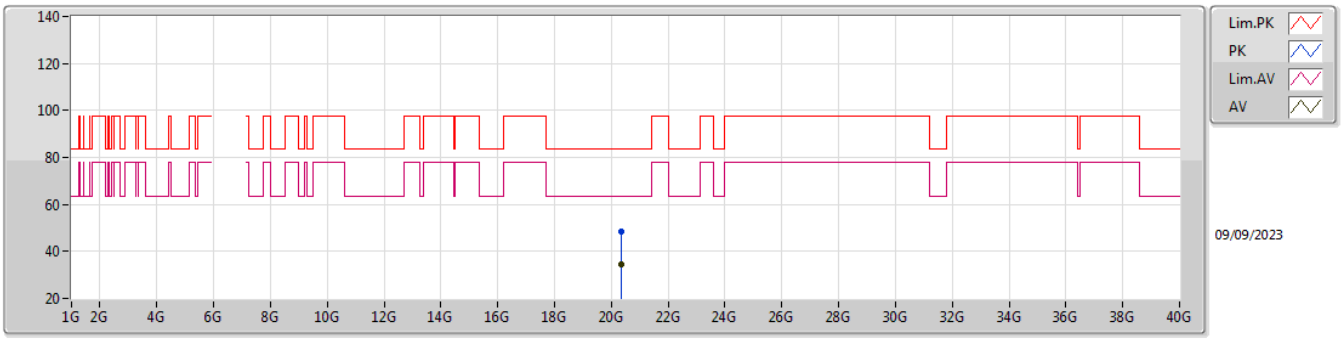

EUT Z_2TX
Setting 13
01-D-R-5

Type	Freq	Level	Limit	Margin	Raw	Dist	Condition	Azimuth	Height	Comment	AF	CL	PA
	(Hz)	(dBuV/m)	(dBuV/m)	(dB)	(dBuV)	(m)		(°)	(m)		(dB)	(dB)	(dB)
PK	20.35758G	48.67	83.54	-34.87	45.14	1	Horizontal	102	1.57	-	38.08	17.42	51.97
AV	20.35458G	34.53	63.54	-29.01	31.00	1	Horizontal	102	1.57	-	38.09	17.41	51.97

5.925-6.425GHz_802.11ax HEW160_Nss1,(MCS0)_2TX

6025MHz_TX

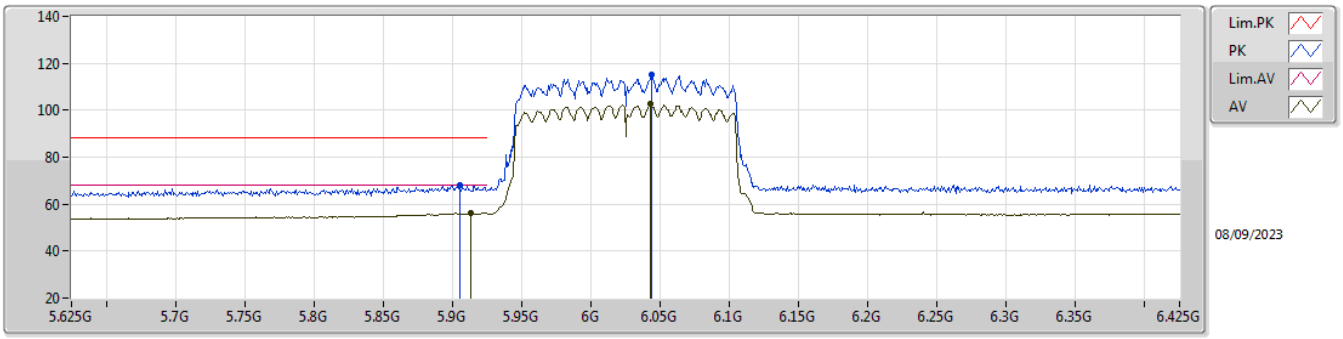

EUT Z_2TX
Setting 13.5
01-D-C-6-10

Type	Freq	Level	Limit	Margin	Raw	Dist	Condition	Azimuth	Height	Comment	AF	CL	PA
	(Hz)	(dBuV/m)	(dBuV/m)	(dB)	(dBuV)	(m)		(°)	(m)		(dB)	(dB)	(dB)
PK	5.905G	67.93	88.20	-20.27	59.23	3	Vertical	360	1.80	-	35.32	6.35	32.97
AV	5.913G	56.21	68.20	-11.99	47.47	3	Vertical	360	1.80	-	35.35	6.36	32.97
PK	6.0442G	114.98	Inf	-Inf	105.97	3	Vertical	360	1.80	-	35.59	6.42	33.00
AV	6.0426G	102.52	Inf	-Inf	93.51	3	Vertical	360	1.80	-	35.59	6.42	33.00

5.925-6.425GHz_802.11ax HEW160_Nss1,(MCS0)_2TX

6025MHz_TX

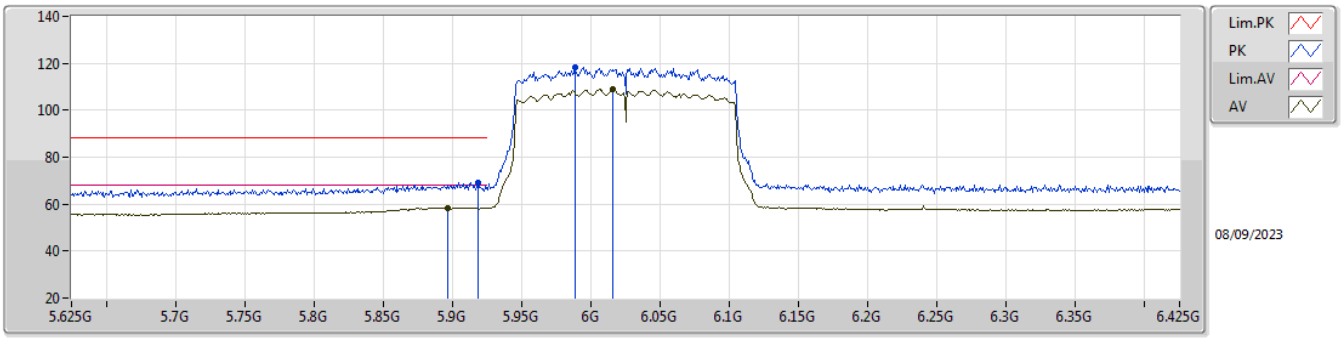

EUT Z_2TX
Setting 13.5
01-D-C-6-10

Type	Freq	Level	Limit	Margin	Raw	Dist	Condition	Azimuth	Height	Comment	AF	CL	PA
	(Hz)	(dBuV/m)	(dBuV/m)	(dB)	(dBuV)	(m)		(°)	(m)		(dB)	(dB)	(dB)
PK	5.9186G	69.06	88.20	-19.14	60.30	3	Horizontal	360	1.52	-	35.37	6.36	32.97
RMS	5.8962G	58.41	68.20	-9.79	49.75	3	Horizontal	360	1.52	-	35.27	6.35	32.96
PK	5.9882G	118.22	Inf	-Inf	109.33	3	Horizontal	360	1.52	-	35.50	6.39	33.00
RMS	6.0154G	108.88	Inf	-Inf	99.94	3	Horizontal	360	1.52	-	35.53	6.41	33.00

5.925-6.425GHz_802.11ax HEW160_Nss1,(MCS0)_2TX

6025MHz_TX

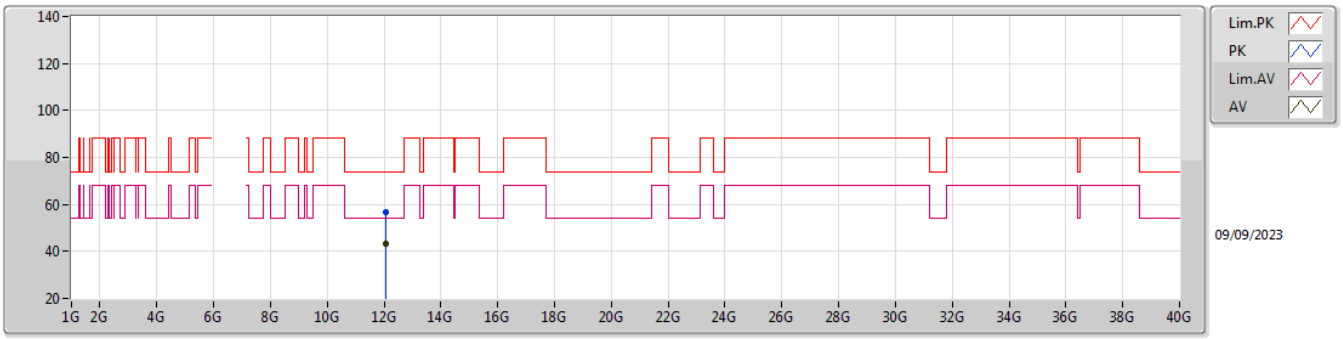

EUT Z_2TX
Setting 14
01-D-B-5

Type	Freq	Level	Limit	Margin	Raw	Dist	Condition	Azimuth	Height	Comment	AF	CL	PA
	(Hz)	(dBuV/m)	(dBuV/m)	(dB)	(dBuV)	(m)		(°)	(m)		(dB)	(dB)	(dB)
PK	12.05021G	56.90	74.00	-17.10	41.33	3	Vertical	184	1.96	-	38.85	9.12	32.40
AV	12.04891G	43.16	54.00	-10.84	27.59	3	Vertical	184	1.96	-	38.85	9.12	32.40

5.925-6.425GHz_802.11ax HEW160_Nss1,(MCS0)_2TX

6025MHz_TX

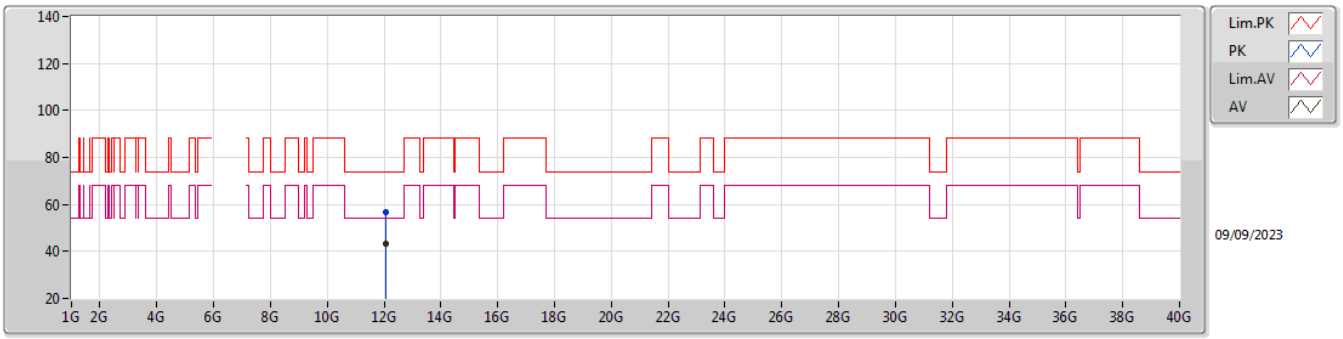

EUT Z_2TX
Setting 14
01-D-B-5

Type	Freq	Level	Limit	Margin	Raw	Dist	Condition	Azimuth	Height	Comment	AF	CL	PA
	(Hz)	(dBuV/m)	(dBuV/m)	(dB)	(dBuV)	(m)		(°)	(m)		(dB)	(dB)	(dB)
PK	12.048G	56.50	74.00	-17.50	40.93	3	Horizontal	215	1.93	-	38.85	9.12	32.40
AV	12.04516G	43.18	54.00	-10.82	27.62	3	Horizontal	215	1.93	-	38.85	9.12	32.41

5.925-6.425GHz_802.11ax HEW160_Nss1,(MCS0)_2TX

6025MHz_TX

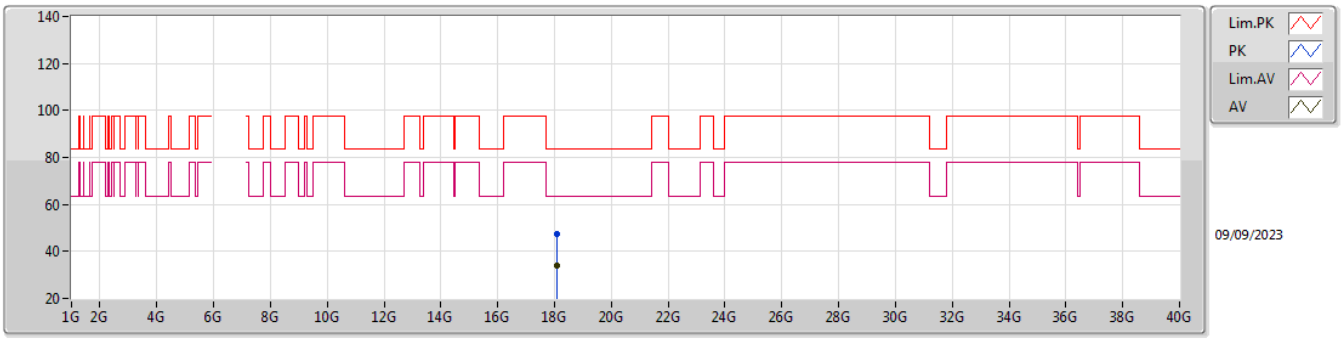

EUT Z_2TX
Setting 13.5
01-D-R-5

Type	Freq	Level	Limit	Margin	Raw	Dist	Condition	Azimuth	Height	Comment	AF	CL	PA
	(Hz)	(dBuV/m)	(dBuV/m)	(dB)	(dBuV)	(m)		(°)	(m)		(dB)	(dB)	(dB)
PK	18.07219G	47.52	83.54	-36.02	43.26	1	Vertical	182	1.53	-	37.49	16.47	49.70
AV	18.07071G	33.78	63.54	-29.76	29.53	1	Vertical	182	1.53	-	37.48	16.47	49.70

5.925-6.425GHz_802.11ax HEW160_Nss1,(MCS0)_2TX

6025MHz_TX

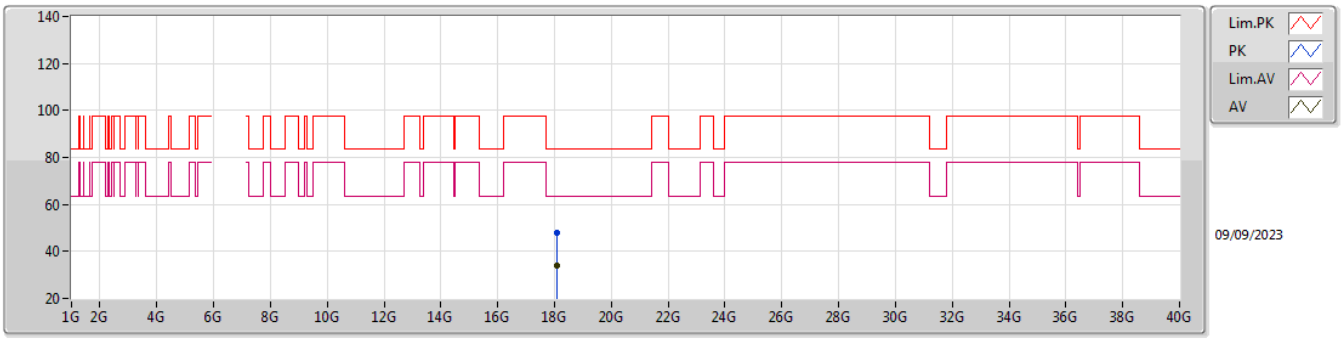

EUT Z_2TX
Setting 13.5
01-D-R-5

Type	Freq	Level	Limit	Margin	Raw	Dist	Condition	Azimuth	Height	Comment	AF	CL	PA
	(Hz)	(dBuV/m)	(dBuV/m)	(dB)	(dBuV)	(m)		(°)	(m)		(dB)	(dB)	(dB)
PK	18.07735G	47.96	83.54	-35.58	43.69	1	Horizontal	227	1.50	-	37.51	16.47	49.71
AV	18.07026G	33.87	63.54	-29.67	29.62	1	Horizontal	227	1.50	-	37.48	16.47	49.70

5.925-6.425GHz_802.11ax HEW160_Nss1,(MCS0)_2TX

6185MHz_TX

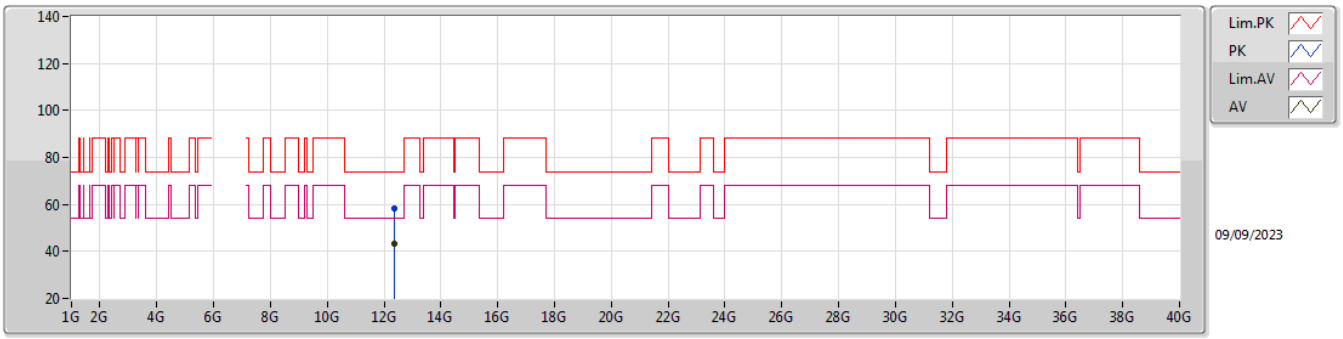

EUT Z_2TX
Setting 14
01-D-B-5

Type	Freq	Level	Limit	Margin	Raw	Dist	Condition	Azimuth	Height	Comment	AF	CL	PA
	(Hz)	(dBuV/m)	(dBuV/m)	(dB)	(dBuV)	(m)		(°)	(m)		(dB)	(dB)	(dB)
PK	12.36696G	58.34	74.00	-15.66	42.26	3	Vertical	143	1.85	-	38.93	9.25	32.10
AV	12.36919G	43.31	54.00	-10.69	27.22	3	Vertical	143	1.85	-	38.94	9.25	32.10

5.925-6.425GHz_802.11ax HEW160_Nss1,(MCS0)_2TX

6185MHz_TX

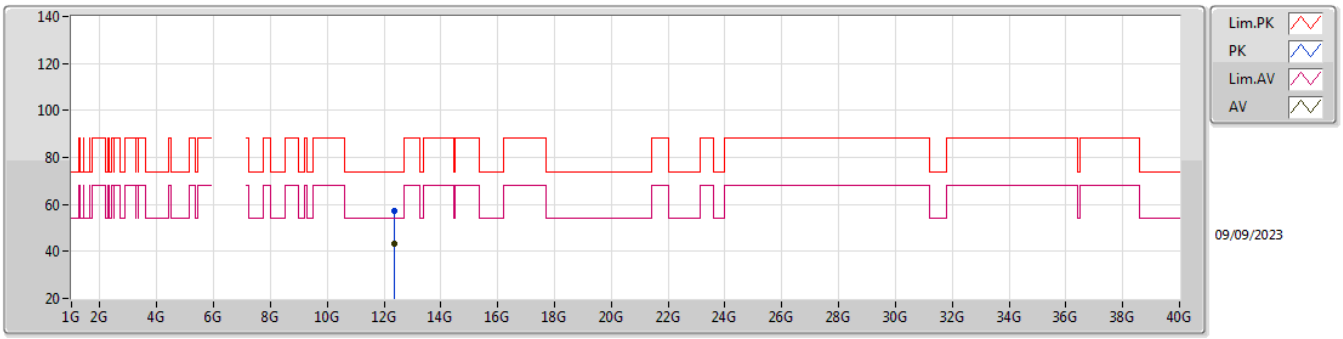

EUT Z_2TX
Setting 14
01-D-B-5

Type	Freq	Level	Limit	Margin	Raw	Dist	Condition	Azimuth	Height	Comment	AF	CL	PA
	(Hz)	(dBuV/m)	(dBuV/m)	(dB)	(dBuV)	(m)		(°)	(m)		(dB)	(dB)	(dB)
PK	12.36603G	57.45	74.00	-16.55	41.37	3	Horizontal	291	1.43	-	38.93	9.25	32.10
AV	12.37052G	43.31	54.00	-10.69	27.21	3	Horizontal	291	1.43	-	38.94	9.25	32.09

5.925-6.425GHz_802.11ax HEW160_Nss1,(MCS0)_2TX

6185MHz_TX

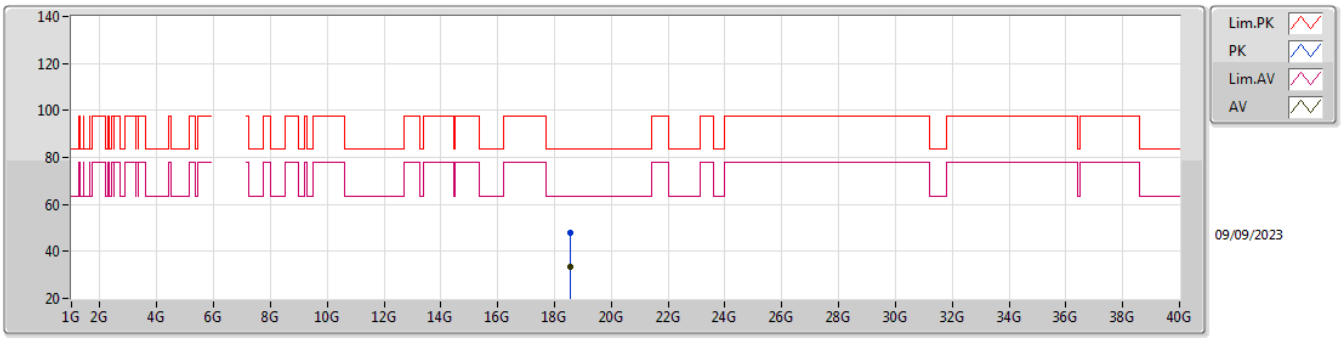

EUT Z_2TX
Setting 14
01-D-R-5

Type	Freq	Level	Limit	Margin	Raw	Dist	Condition	Azimuth	Height	Comment	AF	CL	PA
	(Hz)	(dBuV/m)	(dBuV/m)	(dB)	(dBuV)	(m)		(°)	(m)		(dB)	(dB)	(dB)
PK	18.55225G	47.72	83.54	-35.82	43.70	1	Vertical	234	1.52	-	37.70	16.67	50.35
AV	18.55014G	33.47	63.54	-30.07	29.45	1	Vertical	234	1.52	-	37.70	16.67	50.35

5.925-6.425GHz_802.11ax HEW160_Nss1,(MCS0)_2TX

6185MHz_TX

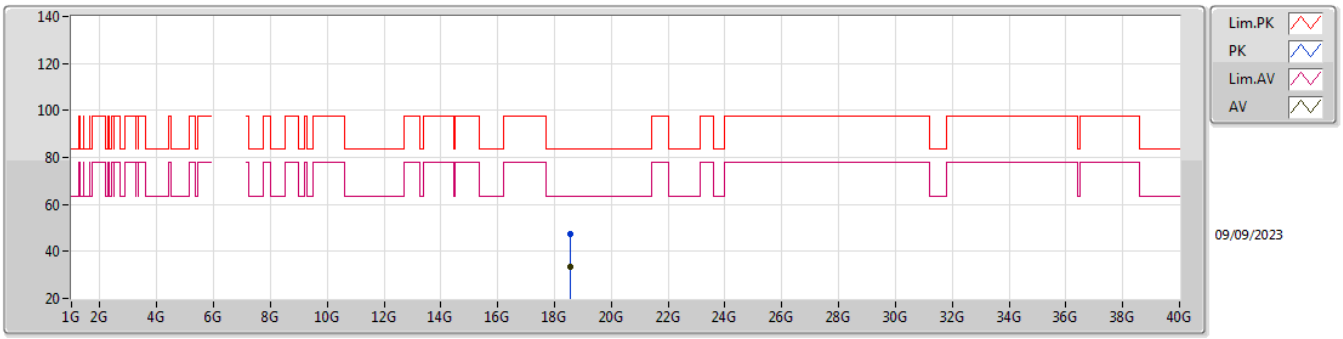

EUT Z_2TX
Setting 14
01-D-R-5

Type	Freq	Level	Limit	Margin	Raw	Dist	Condition	Azimuth	Height	Comment	AF	CL	PA
	(Hz)	(dBuV/m)	(dBuV/m)	(dB)	(dBuV)	(m)		(°)	(m)		(dB)	(dB)	(dB)
PK	18.55614G	47.44	83.54	-36.10	43.43	1	Horizontal	235	1.57	-	37.70	16.67	50.36
AV	18.55027G	33.54	63.54	-30.00	29.52	1	Horizontal	235	1.57	-	37.70	16.67	50.35

5.925-6.425GHz_802.11ax HEW160_Nss1,(MCS0)_2TX

6345MHz_TX

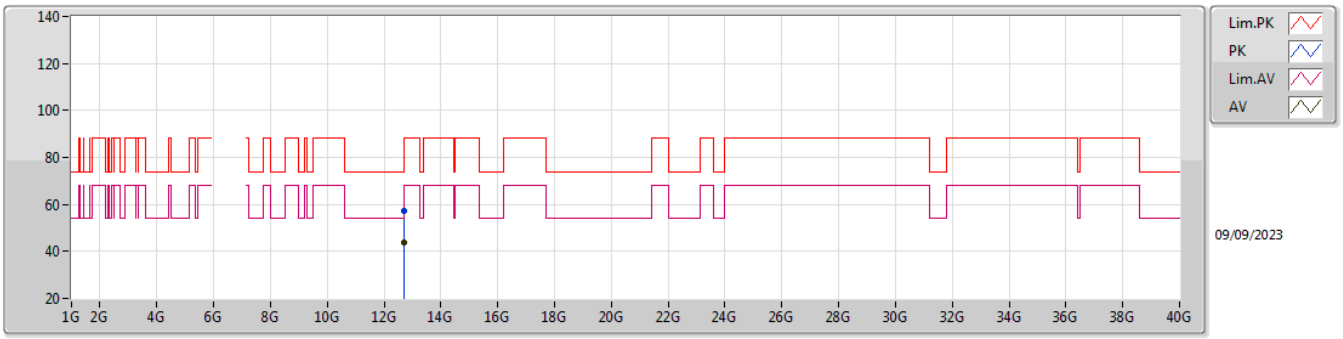

EUT Z_2TX
Setting 13.5
01-D-B-5

Type	Freq	Level	Limit	Margin	Raw	Dist	Condition	Azimuth	Height	Comment	AF	CL	PA
	(Hz)	(dBuV/m)	(dBuV/m)	(dB)	(dBuV)	(m)		(°)	(m)		(dB)	(dB)	(dB)
PK	12.69165G	57.44	74.00	-16.56	40.32	3	Vertical	297	2.52	-	39.38	9.38	31.64
AV	12.69458G	43.87	54.00	-10.13	26.74	3	Vertical	297	2.52	-	39.39	9.38	31.64

5.925-6.425GHz_802.11ax HEW160_Nss1,(MCS0)_2TX

6345MHz_TX

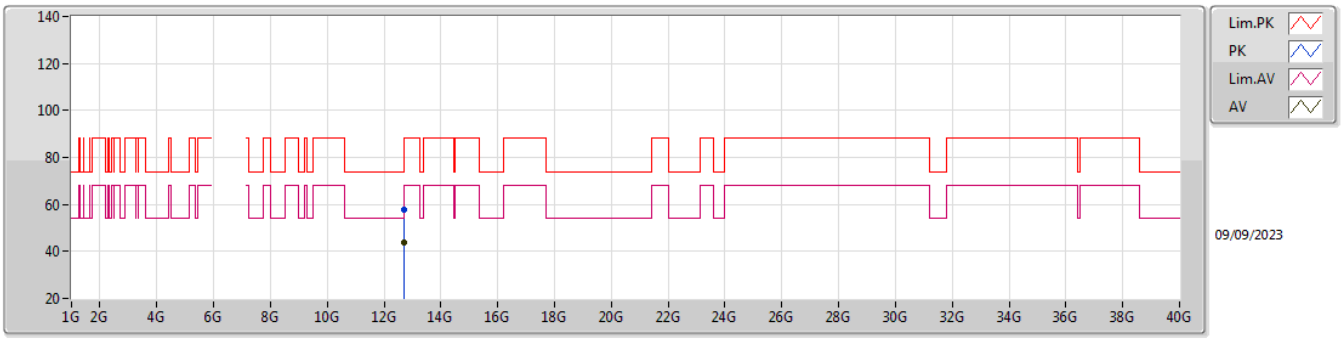

EUT Z_2TX
Setting 13.5
01-D-B-5

Type	Freq	Level	Limit	Margin	Raw	Dist	Condition	Azimuth	Height	Comment	AF	CL	PA
	(Hz)	(dBuV/m)	(dBuV/m)	(dB)	(dBuV)	(m)		(°)	(m)		(dB)	(dB)	(dB)
PK	12.68706G	57.53	74.00	-16.47	40.44	3	Horizontal	24	1.93	-	39.37	9.37	31.65
AV	12.6929G	43.84	54.00	-10.16	26.71	3	Horizontal	24	1.93	-	39.39	9.38	31.64

5.925-6.425GHz_802.11ax HEW160_Nss1,(MCS0)_2TX

6345MHz_TX

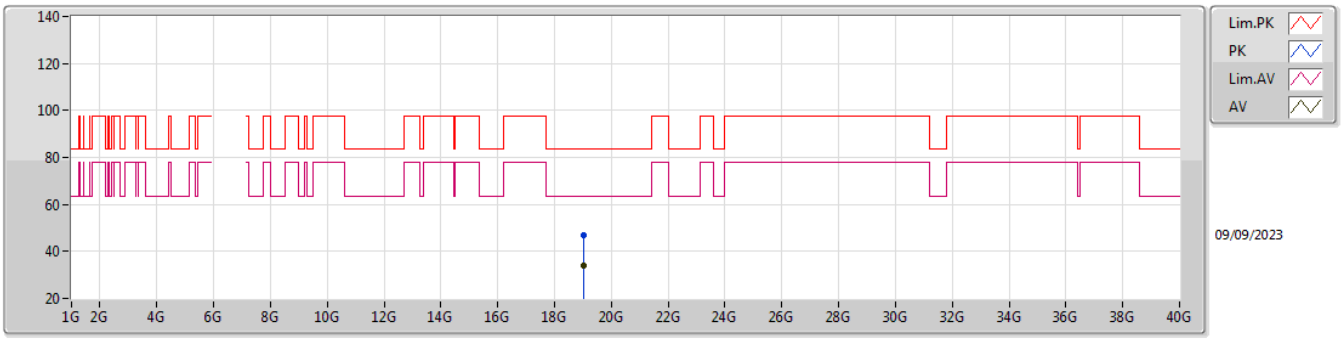

EUT Z_2TX
Setting 13.5
01-D-R-5

Type	Freq	Level	Limit	Margin	Raw	Dist	Condition	Azimuth	Height	Comment	AF	CL	PA
	(Hz)	(dBuV/m)	(dBuV/m)	(dB)	(dBuV)	(m)		(°)	(m)		(dB)	(dB)	(dB)
PK	19.03826G	46.98	83.54	-36.56	43.06	1	Vertical	140	1.56	-	37.90	16.87	50.85
AV	19.0356G	33.81	63.54	-29.73	29.89	1	Vertical	140	1.56	-	37.90	16.86	50.84

5.925-6.425GHz_802.11ax HEW160_Nss1,(MCS0)_2TX

6345MHz_TX

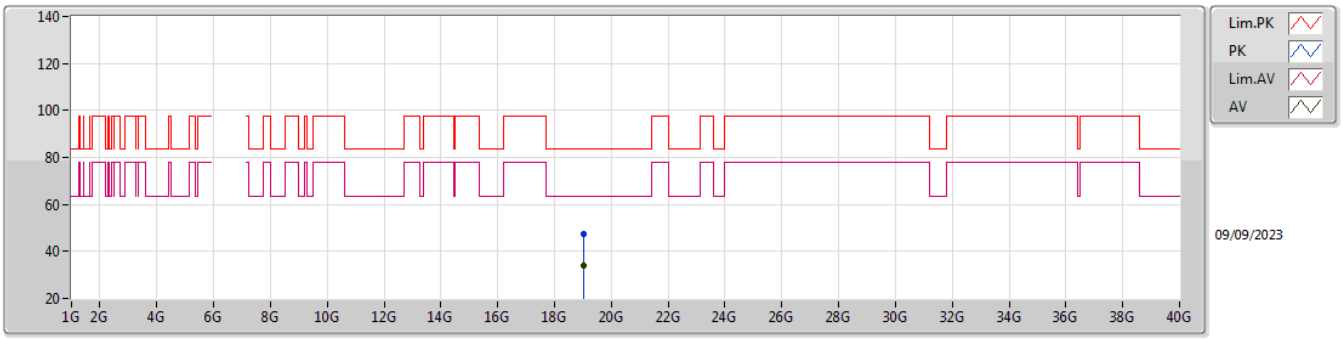

EUT Z_2TX
Setting 13.5
01-D-R-5

Type	Freq	Level	Limit	Margin	Raw	Dist	Condition	Azimuth	Height	Comment	AF	CL	PA
	(Hz)	(dBuV/m)	(dBuV/m)	(dB)	(dBuV)	(m)		(°)	(m)		(dB)	(dB)	(dB)
PK	19.03316G	47.56	83.54	-35.98	43.64	1	Horizontal	53	1.56	-	37.90	16.86	50.84
AV	19.03234G	33.87	63.54	-29.67	29.95	1	Horizontal	53	1.56	-	37.90	16.86	50.84

6.525-6.875GHz_802.11ax HEW160_Nss1,(MCS0)_2TX

6665MHz_TX

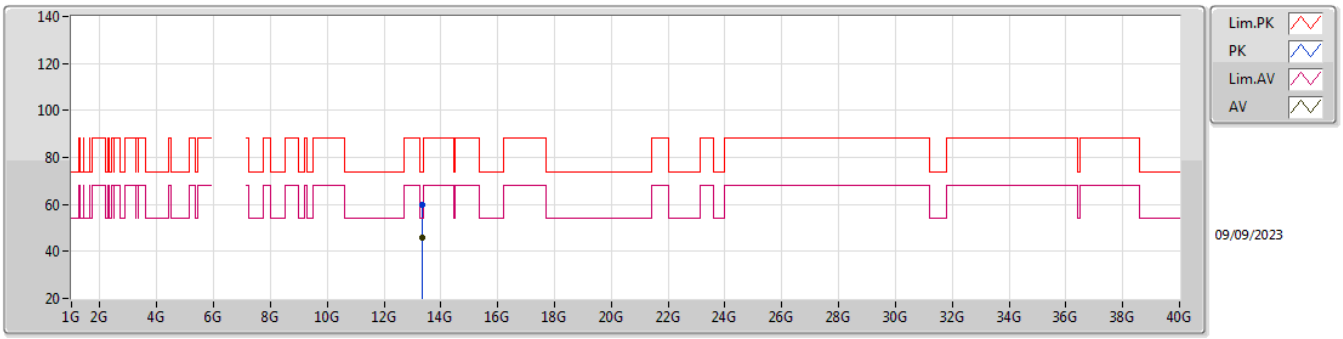

EUT Z_2TX
Setting 13.5
01-D-B-5

Type	Freq	Level	Limit	Margin	Raw	Dist	Condition	Azimuth	Height	Comment	AF	CL	PA
	(Hz)	(dBuV/m)	(dBuV/m)	(dB)	(dBuV)	(m)		(°)	(m)		(dB)	(dB)	(dB)
PK	13.32992G	59.70	74.00	-14.30	40.36	3	Vertical	353	2.78	-	40.33	9.63	30.62
AV	13.32723G	45.78	54.00	-8.22	26.45	3	Vertical	353	2.78	-	40.33	9.63	30.63

6.525-6.875GHz_802.11ax HEW160_Nss1,(MCS0)_2TX

6665MHz_TX

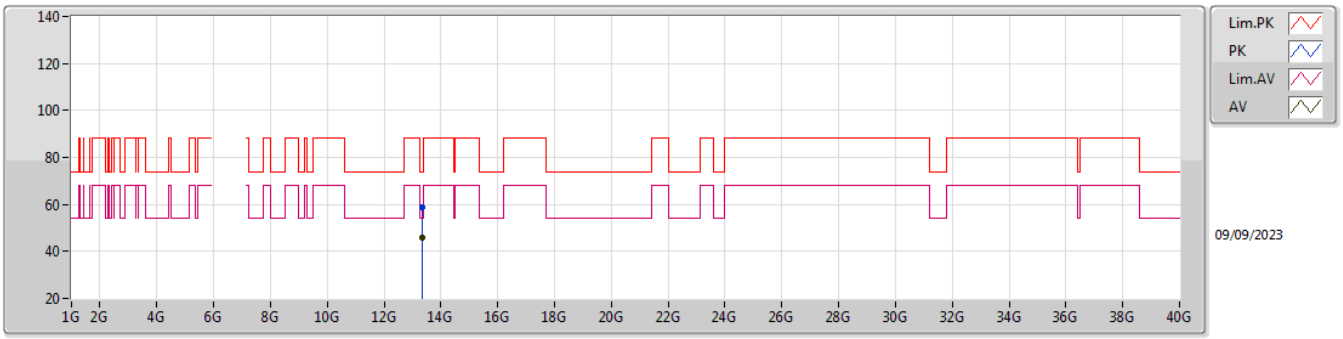

EUT Z_2TX
Setting 13.5
01-D-B-5

Type	Freq	Level	Limit	Margin	Raw	Dist	Condition	Azimuth	Height	Comment	AF	CL	PA
	(Hz)	(dBuV/m)	(dBuV/m)	(dB)	(dBuV)	(m)		(°)	(m)		(dB)	(dB)	(dB)
PK	13.32537G	59.03	74.00	-14.97	39.70	3	Horizontal	93	1.82	-	40.33	9.63	30.63
AV	13.32882G	45.83	54.00	-8.17	26.49	3	Horizontal	93	1.82	-	40.33	9.63	30.62

6.525-6.875GHz_802.11ax HEW160_Nss1,(MCS0)_2TX

6665MHz_TX

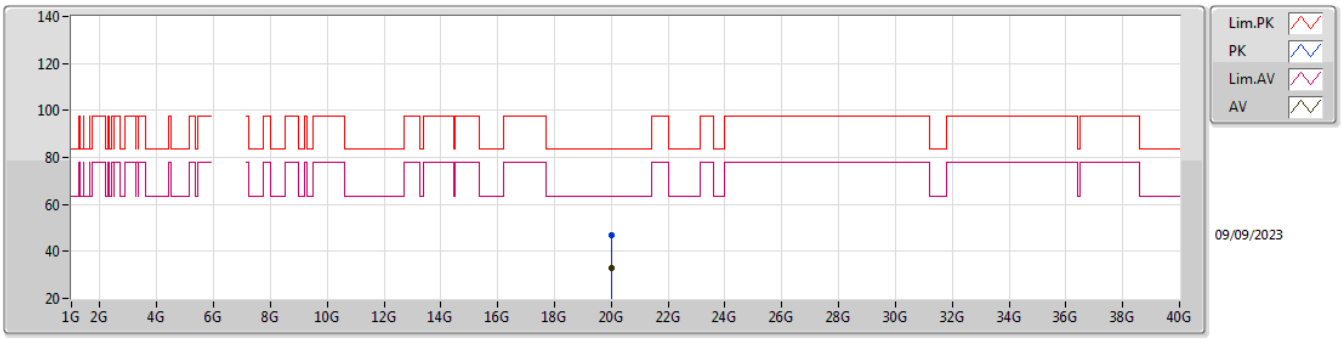

EUT Z_2TX
Setting 13.5
01-D-R-5

Type	Freq	Level	Limit	Margin	Raw	Dist	Condition	Azimuth	Height	Comment	AF	CL	PA
	(Hz)	(dBuV/m)	(dBuV/m)	(dB)	(dBuV)	(m)		(°)	(m)		(dB)	(dB)	(dB)
PK	19.99629G	46.75	83.54	-36.79	43.59	1	Vertical	114	1.56	-	37.80	17.26	51.90
AV	19.99397G	33.06	63.54	-30.48	29.89	1	Vertical	114	1.56	-	37.80	17.26	51.89

6.525-6.875GHz_802.11ax HEW160_Nss1,(MCS0)_2TX

6665MHz_TX

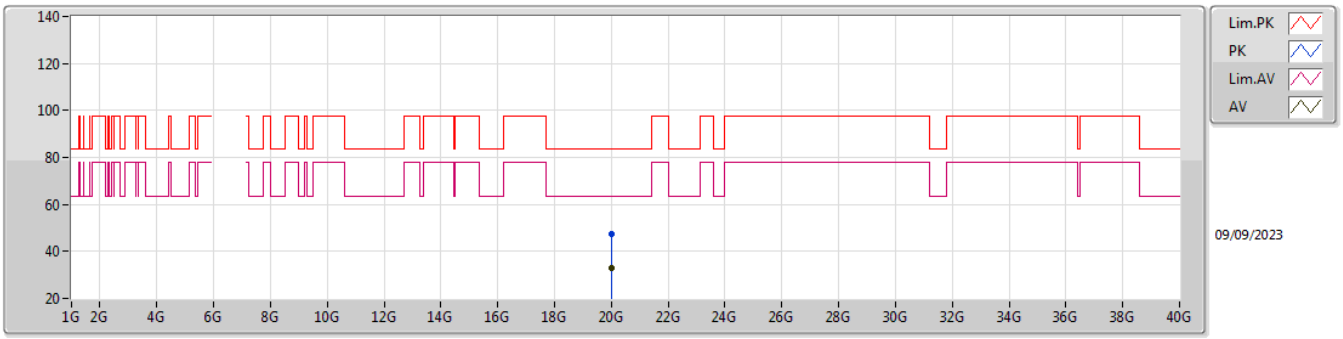

EUT Z_2TX
Setting 13.5
01-D-R-5

Type	Freq	Level	Limit	Margin	Raw	Dist	Condition	Azimuth	Height	Comment	AF	CL	PA
	(Hz)	(dBuV/m)	(dBuV/m)	(dB)	(dBuV)	(m)		(°)	(m)		(dB)	(dB)	(dB)
PK	19.99401G	47.30	83.54	-36.24	44.13	1	Horizontal	106	1.50	-	37.80	17.26	51.89
AV	19.99461G	33.06	63.54	-30.48	29.89	1	Horizontal	106	1.50	-	37.80	17.26	51.89

5.925-6.425GHz_802.11ax HEW20_Nss1,(MCS0)_2TX **MASK**

5955MHz_TX

11/09/2023

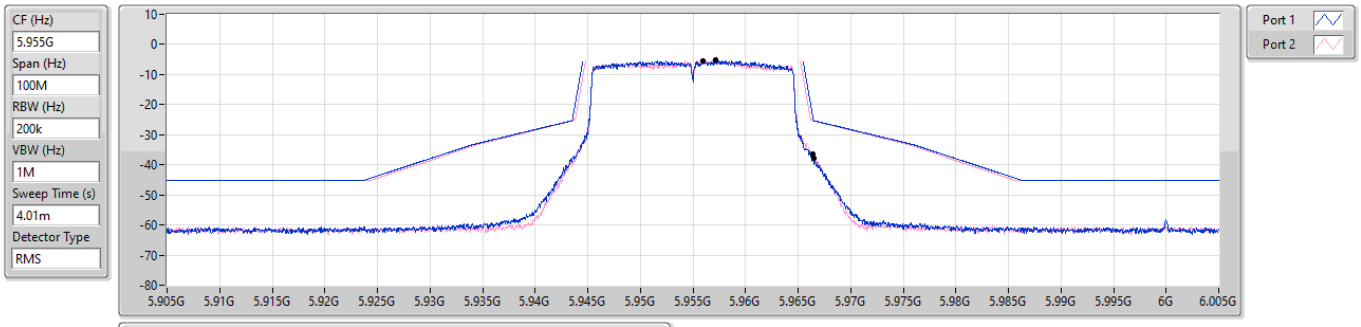

Ref(Hz)	Ref(dBm)	Freq(Hz)	Level(dBm)	Limit(dBm)	Margin(dB)	Port
5.95595G	-5.31	5.966475G	-37.77	-25.31	-12.46	1
5.957174G	-5.18	5.966425G	-36.38	-25.37	-11.01	2

5.925-6.425GHz_802.11ax HEW20_Nss1,(MCS0)_2TX **MASK**

6175MHz_TX

11/09/2023

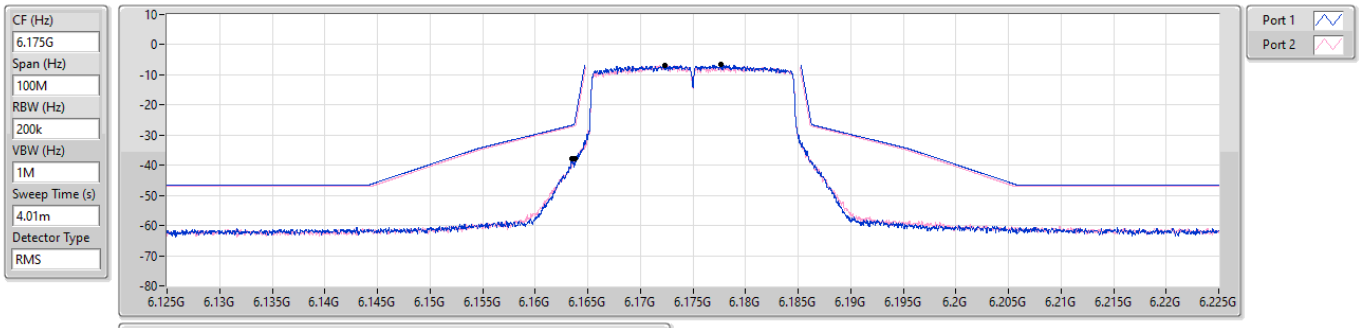

Ref(Hz)	Ref(dBm)	Freq(Hz)	Level(dBm)	Limit(dBm)	Margin(dB)	Port
6.177649G	-6.56	6.163475G	-37.93	-26.77	-11.16	1
6.172376G	-6.92	6.1638G	-37.96	-26.94	-11.02	2

5.925-6.425GHz_802.11ax HEW20_Nss1,(MCS0)_2TX **MASK**

6415MHz_TX

11/09/2023

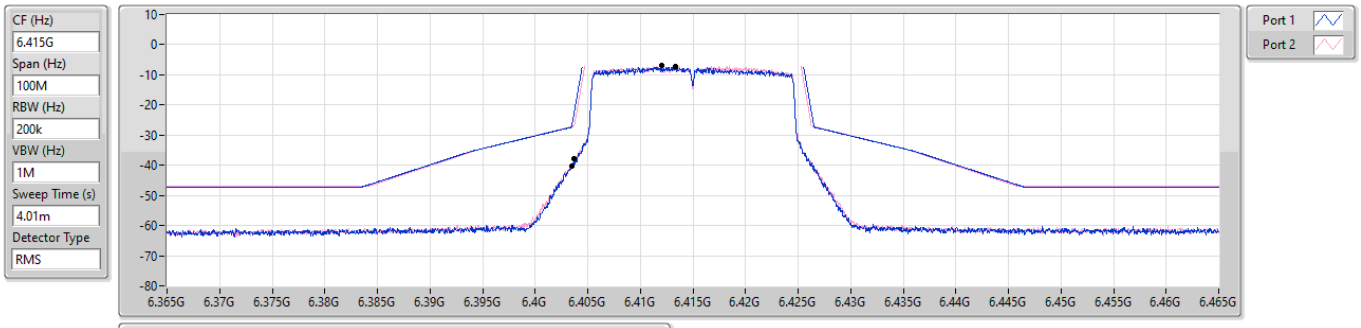

Ref(Hz)	Ref(dBm)	Freq(Hz)	Level(dBm)	Limit(dBm)	Margin(dB)	Port
6.41335G	-7.37	6.40345G	-40.13	-27.38	-12.75	1
6.412026G	-6.96	6.403725G	-37.94	-26.76	-11.18	2

6.525-6.875GHz_802.11ax HEW20_Nss1,(MCS0)_2TX **MASK**

6535MHz_TX

11/09/2023

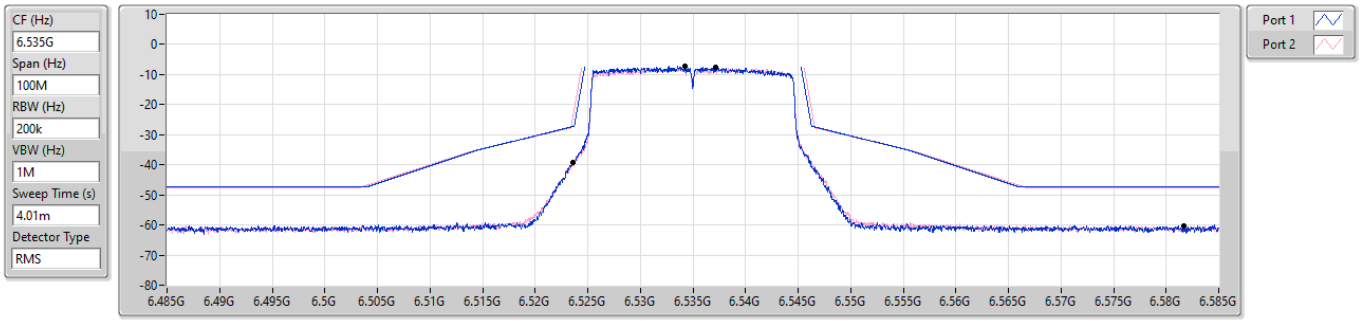

Ref(Hz)	Ref(dBm)	Freq(Hz)	Level(dBm)	Limit(dBm)	Margin(dB)	Port
6.53425G	-7.18	6.523625G	-39.17	-27.26	-11.91	1
6.537174G	-7.67	6.58165G	-60.21	-47.67	-12.54	2

6.525-6.875GHz_802.11ax HEW20_Nss1,(MCS0)_2TX **MASK**

6695MHz_TX

11/09/2023

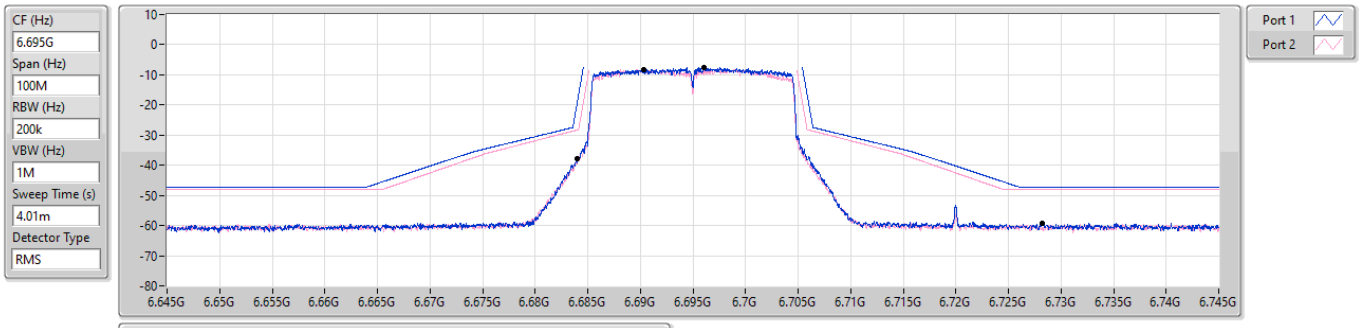

Ref(Hz)	Ref(dBm)	Freq(Hz)	Level(dBm)	Limit(dBm)	Margin(dB)	Port
6.69605G	-7.48	6.7282G	-59.23	-47.48	-11.75	1
6.690326G	-8.17	6.684025G	-37.98	-28.26	-9.72	2

6.525-6.875GHz_802.11ax HEW20_Nss1,(MCS0)_2TX **MASK**

6855MHz_TX

11/09/2023

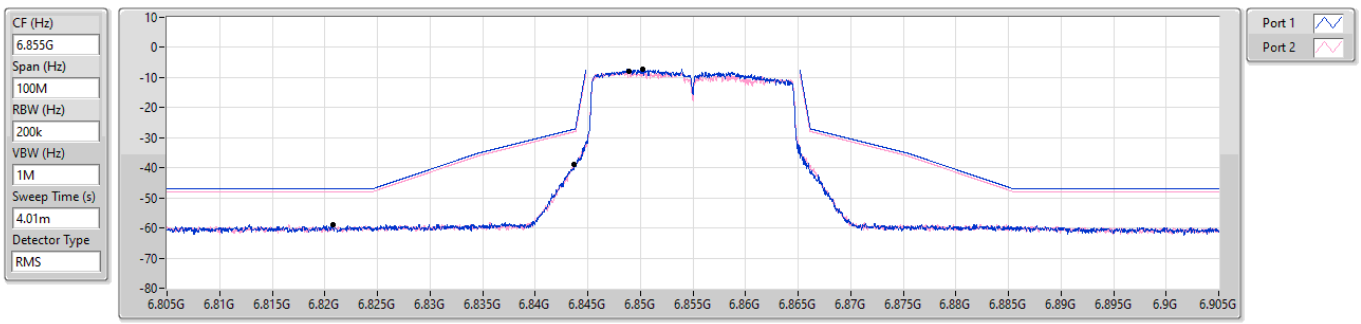

Ref(Hz)	Ref(dBm)	Freq(Hz)	Level(dBm)	Limit(dBm)	Margin(dB)	Port
6.850176G	-7.07	6.82075G	-58.86	-47.07	-11.79	1
6.848902G	-7.93	6.843675G	-38.71	-28.08	-10.63	2

5.925-6.425GHz_802.11ax HEW40_Nss1,(MCS0)_2TX **MASK**

5965MHz_TX

11/09/2023

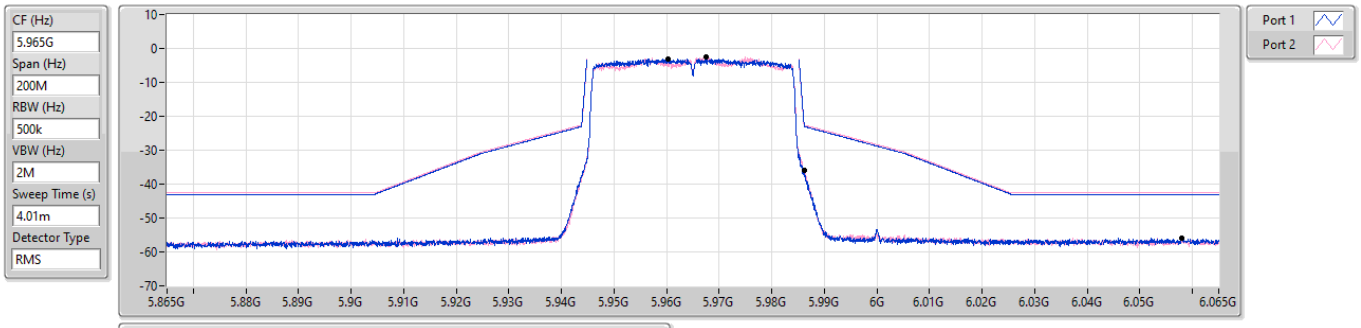

Ref(Hz)	Ref(dBm)	Freq(Hz)	Level(dBm)	Limit(dBm)	Margin(dB)	Port
5.960301G	-3.04	6.0579G	-56.05	-43.04	-13.01	1
5.967449G	-2.57	5.98625G	-35.95	-22.62	-13.33	2

5.925-6.425GHz_802.11ax HEW40_Nss1,(MCS0)_2TX **MASK**

6165MHz_TX

11/09/2023

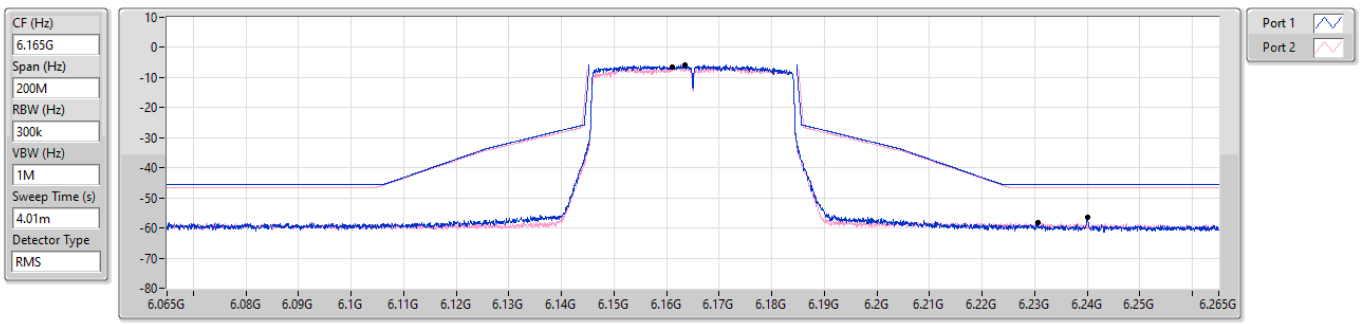

Ref(Hz)	Ref(dBm)	Freq(Hz)	Level(dBm)	Limit(dBm)	Margin(dB)	Port
6.1635G	-5.71	6.24005G	-56.54	-45.71	-10.83	1
6.161101G	-6.61	6.23055G	-58.06	-46.61	-11.45	2

5.925-6.425GHz_802.11ax HEW40_Nss1,(MCS0)_2TX **MASK**

6405MHz_TX

11/09/2023

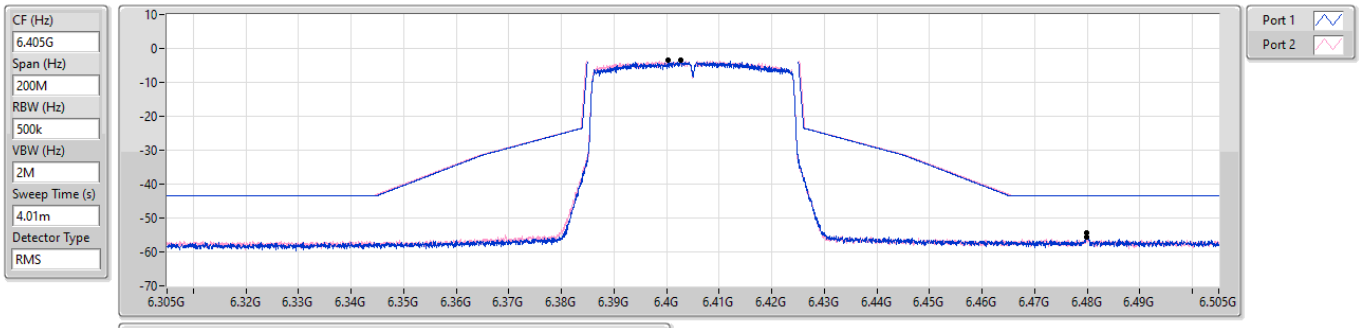

Ref(Hz)	Ref(dBm)	Freq(Hz)	Level(dBm)	Limit(dBm)	Margin(dB)	Port
6.402601G	-3.51	6.4799G	-54.45	-43.51	-10.94	1
6.400301G	-3.51	6.47995G	-55.73	-43.51	-12.22	2

6.525-6.875GHz_802.11ax HEW40_Nss1,(MCS0)_2TX **MASK**

6565MHz_TX

11/09/2023

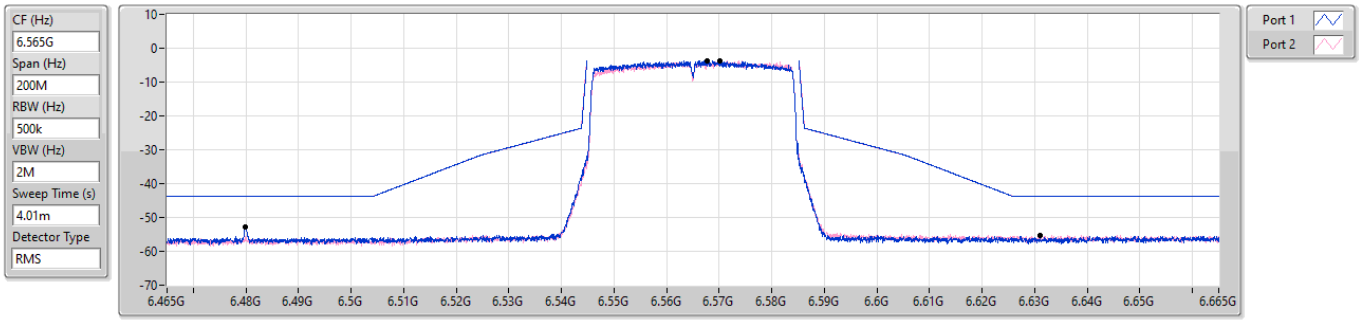

Ref(Hz)	Ref(dBm)	Freq(Hz)	Level(dBm)	Limit(dBm)	Margin(dB)	Port
6.567749G	-3.60	6.47995G	-52.92	-43.60	-9.32	1
6.570149G	-3.69	6.63105G	-55.26	-43.69	-11.57	2

6.525-6.875GHz_802.11ax HEW40_Nss1,(MCS0)_2TX **MASK**

6685MHz_TX

11/09/2023

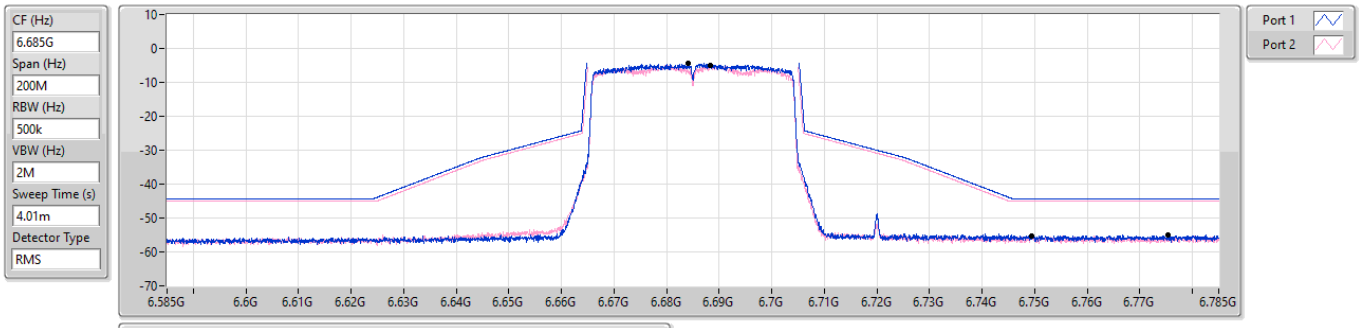

Ref(Hz)	Ref(dBm)	Freq(Hz)	Level(dBm)	Limit(dBm)	Margin(dB)	Port
6.68415G	-4.29	6.7753G	-54.89	-44.29	-10.60	1
6.688349G	-5.02	6.7494G	-55.24	-45.02	-10.22	2

6.525-6.875GHz_802.11ax HEW40_Nss1,(MCS0)_2TX **MASK**

6845MHz_TX

11/09/2023

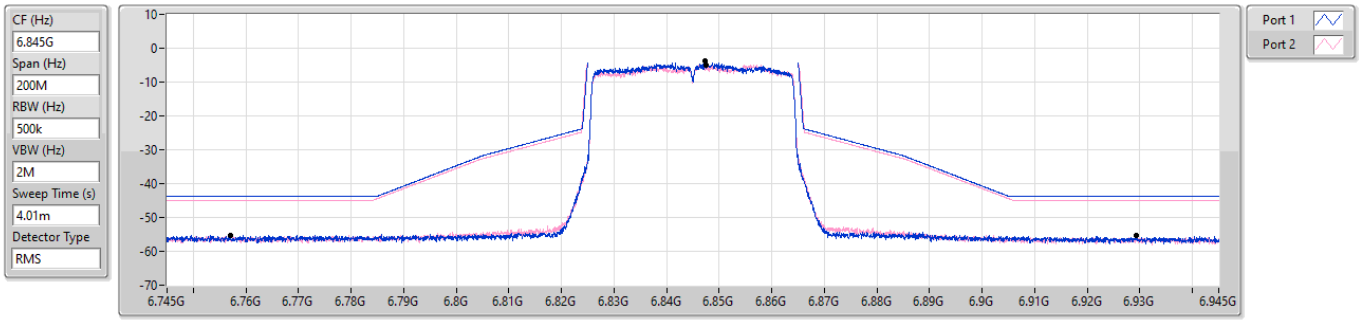

Ref(Hz)	Ref(dBm)	Freq(Hz)	Level(dBm)	Limit(dBm)	Margin(dB)	Port
6.847349G	-3.77	6.9294G	-55.22	-43.77	-11.45	1
6.847599G	-4.85	6.75705G	-55.28	-44.85	-10.43	2

5.925-6.425GHz_802.11ax HEW80_Nss1,(MCS0)_2TX **MASK**

5985MHz_TX

11/09/2023

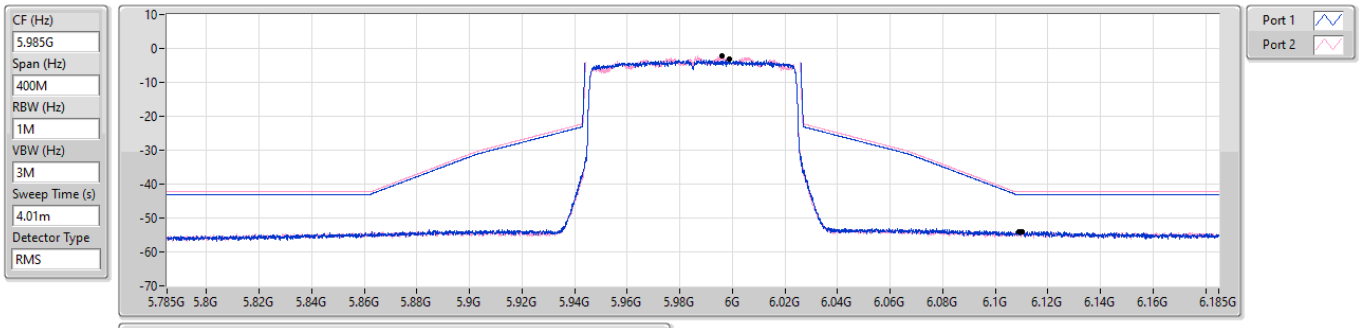

Ref(Hz)	Ref(dBm)	Freq(Hz)	Level(dBm)	Limit(dBm)	Margin(dB)	Port
5.9989G	-3.12	6.1103G	-53.93	-43.12	-10.81	1
5.9961G	-2.23	6.1091G	-53.91	-42.23	-11.68	2

5.925-6.425GHz_802.11ax HEW80_Nss1,(MCS0)_2TX **MASK**

6145MHz_TX

11/09/2023

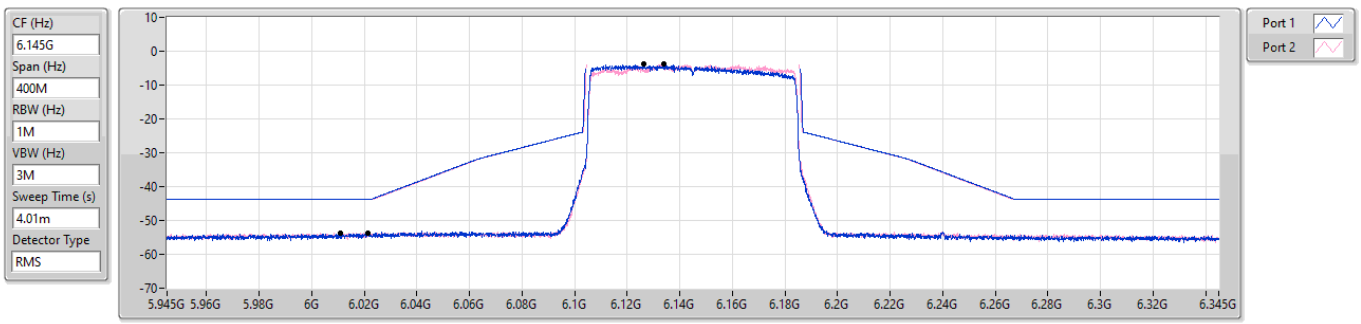

Ref(Hz)	Ref(dBm)	Freq(Hz)	Level(dBm)	Limit(dBm)	Margin(dB)	Port
6.1263G	-3.86	6.0213G	-53.60	-43.86	-9.74	1
6.1338G	-3.79	6.0108G	-53.67	-43.79	-9.88	2

5.925-6.425GHz_802.11ax HEW80_Nss1,(MCS0)_2TX **MASK**

6385MHz_TX

11/09/2023

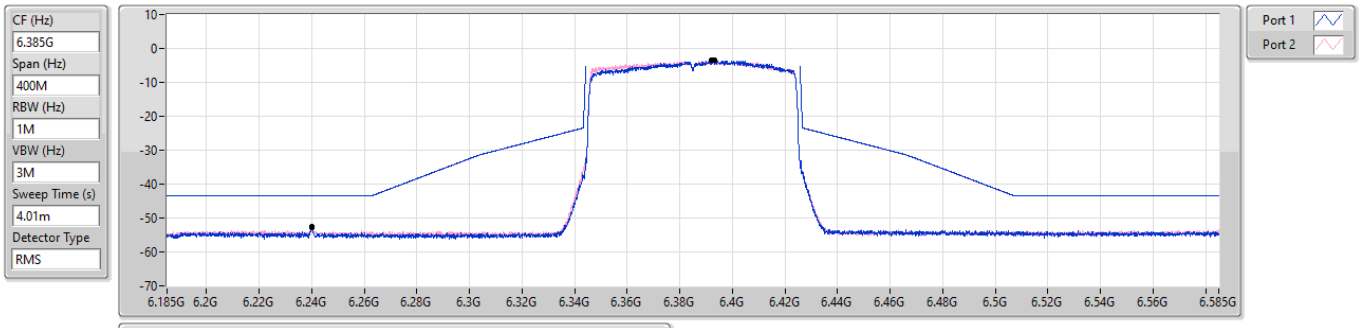

Ref(Hz)	Ref(dBm)	Freq(Hz)	Level(dBm)	Limit(dBm)	Margin(dB)	Port
6.3931G	-3.43	6.24G	-52.61	-43.43	-9.18	1
6.392G	-3.49	6.2401G	-52.80	-43.49	-9.31	2

6.525-6.875GHz_802.11ax HEW80_Nss1,(MCS0)_2TX **MASK**

6625MHz_TX

11/09/2023

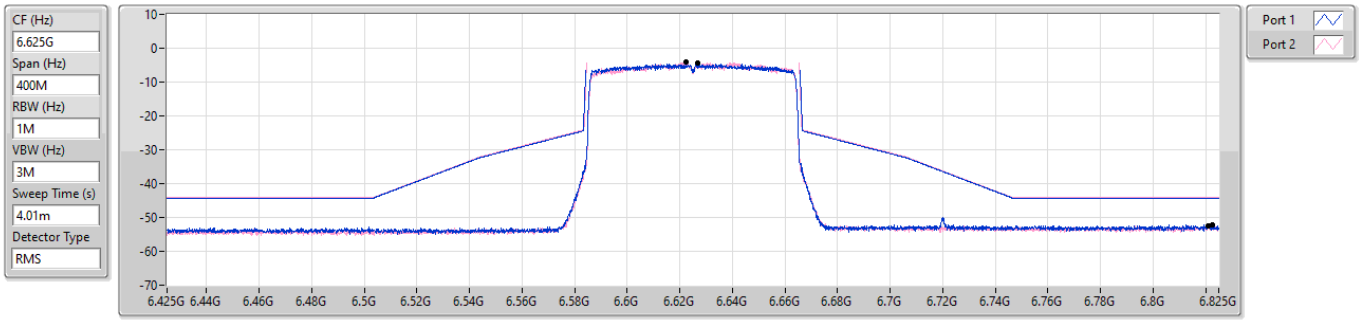

Ref(Hz)	Ref(dBm)	Freq(Hz)	Level(dBm)	Limit(dBm)	Margin(dB)	Port
6.6269G	-4.43	6.8226G	-52.18	-44.43	-7.75	1
6.6222G	-4.11	6.821G	-52.55	-44.11	-8.44	2

6.525-6.875GHz_802.11ax HEW80_Nss1,(MCS0)_2TX **MASK**

6705MHz_TX

11/09/2023

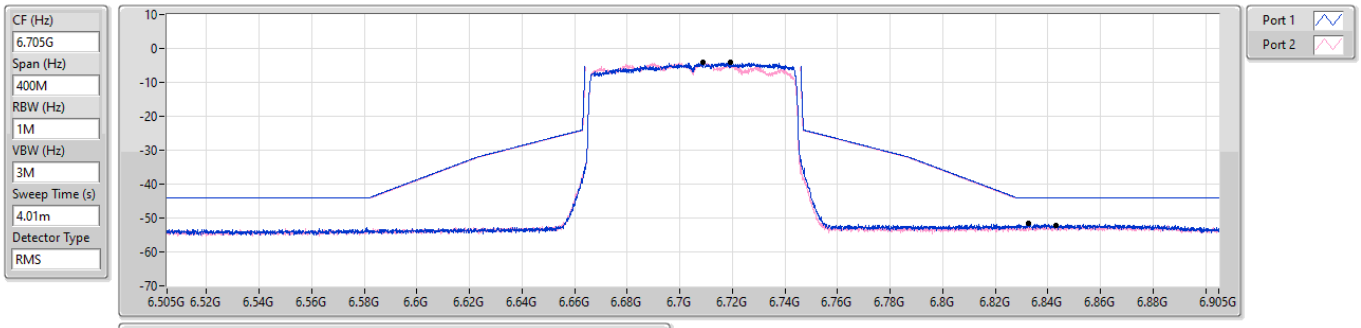

Ref(Hz)	Ref(dBm)	Freq(Hz)	Level(dBm)	Limit(dBm)	Margin(dB)	Port
6.7192G	-4.03	6.8327G	-51.65	-44.03	-7.62	1
6.7089G	-4.16	6.843G	-52.14	-44.16	-7.98	2

6.525-6.875GHz_802.11ax HEW80_Nss1,(MCS0)_2TX **MASK**

6785MHz_TX

11/09/2023

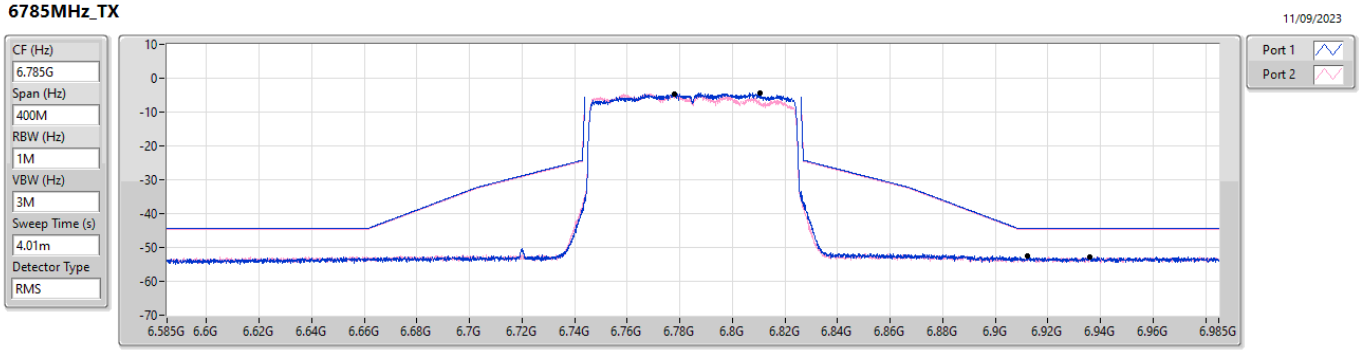

Ref(Hz)	Ref(dBm)	Freq(Hz)	Level(dBm)	Limit(dBm)	Margin(dB)	Port
6.81049G	-4.24	6.9124G	-52.53	-44.24	-8.29	1
6.7779G	-4.56	6.9359G	-52.75	-44.56	-8.19	2

5.925-6.425GHz_802.11ax HEW160_Nss1,(MCS0)_2TX **MASK**

6025MHz_TX

11/09/2023

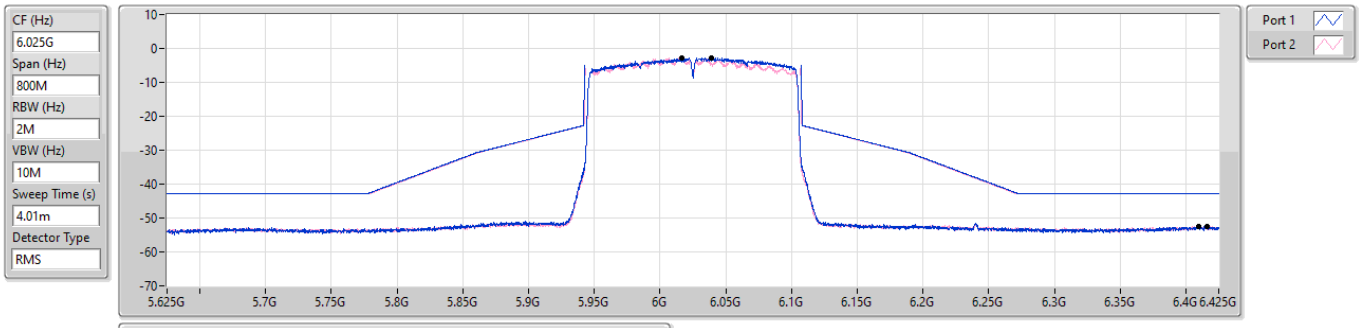

Ref(Hz)	Ref(dBm)	Freq(Hz)	Level(dBm)	Limit(dBm)	Margin(dB)	Port
6.0394G	-2.72	6.4158G	-52.58	-42.72	-9.86	1
6.0164G	-2.77	6.41G	-52.41	-42.77	-9.64	2

5.925-6.425GHz_802.11ax HEW160_Nss1,(MCS0)_2TX **MASK**

6185MHz_TX

11/09/2023

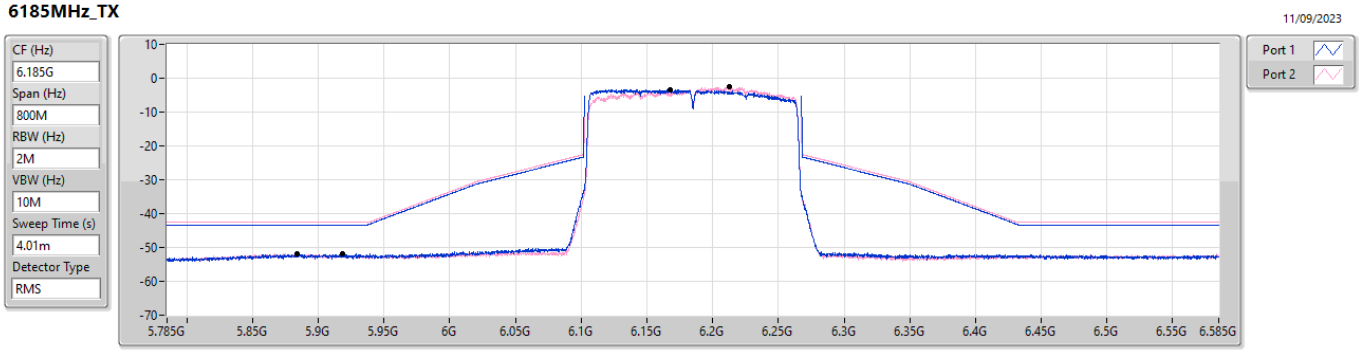

Ref(Hz)	Ref(dBm)	Freq(Hz)	Level(dBm)	Limit(dBm)	Margin(dB)	Port
6.1676G	-3.31	5.8842G	-51.97	-43.31	-8.66	1
6.21239G	-2.53	5.9184G	-51.78	-42.53	-9.25	2

5.925-6.425GHz_802.11ax HEW160_Nss1,(MCS0)_2TX **MASK**

6345MHz_TX

11/09/2023

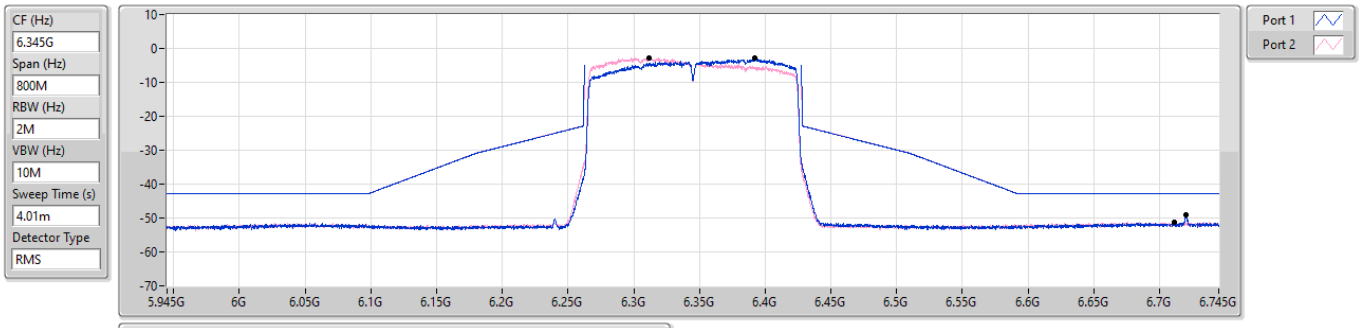

Ref(Hz)	Ref(dBm)	Freq(Hz)	Level(dBm)	Limit(dBm)	Margin(dB)	Port
6.39219G	-2.93	6.7202G	-49.09	-42.93	-6.16	1
6.31161G	-2.80	6.7116G	-51.29	-42.80	-8.49	2

6.525-6.875GHz_802.11ax HEW160_Nss1,(MCS0)_2TX **MASK**

6665MHz_TX

11/09/2023

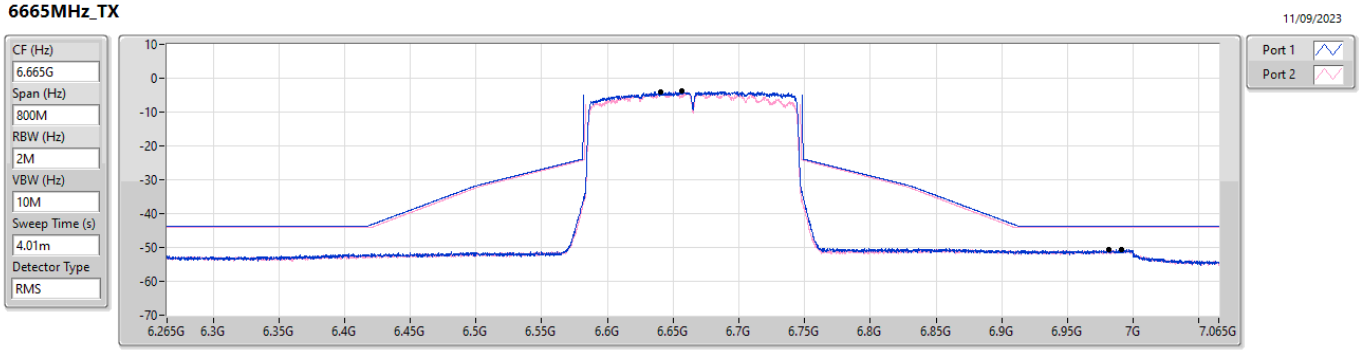

Ref(Hz)	Ref(dBm)	Freq(Hz)	Level(dBm)	Limit(dBm)	Margin(dB)	Port
6.6564G	-3.88	6.9814G	-50.65	-43.88	-6.77	1
6.64081G	-4.11	6.9912G	-50.72	-44.11	-6.61	2