IB-200-W0200T-00 说明书W200T/英法西德意葡日等26国语言/出口V1.0
页面数及装订方式：44面22页，风琴折再从中间对折
成型尺寸：90x90mm
工艺：四色印刷
材质：80g书纸

保密
Confidential

封面

对折线

封底

EDIFIER

W200T
Model: EDF280041
True Wireless Earbuds

— Manual —

For more information, please visit our website:

www.edifier.com

Edifier International Limited
Room 2104, 21/F
General Trust Office
Hong Kong China

www.edifier.com
©2024 Edifier International Limited. All rights reserved.
Made in China

NOTICE:
For the need of technical improvement and system upgrade,
information contained herein may be subject to change from time to
time without notice.

Products of EDIFIER will be customized for different applications.
Pictures and illustrations shown on this manual may be slightly
different from your product.
If any difference is found, the actual product prevails.

v1.V1.0

@EdifierGlobal @Edifier_Global @Edifier_Global

WHAT'S IN THE BOX 1

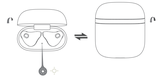


APP 2

Scan and download EDIFIER ConneX App



POWER ON/OFF 3



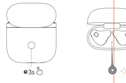
Take out or place in both earbuds to power on/off.

FIRST PAIRING 4



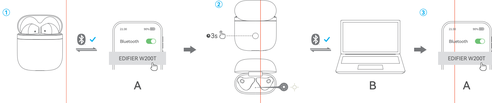
1. Once powered on, the earbuds will auto-enter Bluetooth pairing mode.
2. Select "EDIFIER W200T" from your device list to connect.

PAIRING FOR NEW DEVICE 5



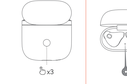
1. In ON state, press and hold the button on the case for about 3s.
2. Select "EDIFIER W200T" from your device list to connect.
Note: For subsequent use, the earbuds will automatically connect to the device used last time.

MULTIPOINT CONNECTION 6



1. Pair device A with the earbuds manually and keep the earbuds in the case;
2. Re-enter Bluetooth pairing mode and select "EDIFIER W200T" in device B settings to connect.
3. Select "EDIFIER W200T" again in device A settings to connect.
Note: For subsequent use, the earbuds will automatically reconnect to the two devices used last time.

RESET 7



1. Place the earbuds in the case and keep it open.
2. Press the button on the case 3 times, white LED blinks until the reset is complete, then the earbuds will auto-enter Bluetooth pairing mode.

CONTROLS 8



Note:
1. Default sound control: High noise cancellation / Ambient sound / Noise cancellation off.
2. Download EDIFIER ConneX App for more customizable control settings.

CHARGING 9



Input: 5V⎓200mA(Earbuds) 5V⎓1A(Charging case)
Note: Make sure the USB port is completely dry before charging.

Statement of Compliance – UK PSTI 2023

1. Product type	Product type could be indicated on the front cover or back cover of the user manual or quick start guide / Batch-ID
2. Name and address of the manufacturer	Edifier International Limited Room 2104, 21/F General Trust Office, Hong Kong
3. The declaration of compliance is prepared by the manufacturer of this product.	
4. To the best of their knowledge, the manufacturer has complied with the deemed compliance provisions of Schedule 1 as follows:	1. It is not possible to consume the default password after the first use of the product. 2. Security information is made available for relevant Connectable Products, Schedule 2
Passwords	There are no default passwords in our products.
Vulnerability Policy	https://www.edifier.com/uk/policy/security
Security Update Period	https://www.edifier.com/uk/policy/software_update
5. References to the relevant standards in relation to which conformity is declared:	ETSI EN 303 645 V2.1.1 issued 2020-06 (previous V2.1.1, 5.1-3, 5.2-1, 5.3-13)
6. Defined support period	5 Years 2021-12-31
Signed for and on behalf of the manufacturer	Dongguan, 2024-06-26
Place and date of issue	Dongguan, 2024-06-26
Name	Li Lanqiang
Title	Quality Certification Center Manager
Signature	

Input: 5V⎓200mA(Earbuds)
5V⎓1A(Charging case)

FCC STATEMENT

This device complies with Part 15 of the FCC Rules. Operation is subject to the following two conditions:
(1) this device may not cause harmful interference, and (2) this device must accept any interference received, including interference that may cause undesired operation.
IC statement: CAN ICES-003(B) / NMB-003(B)

FCC ID: 2RG-EW200
IC: 10004A-EDF260

FCC Regulatory Compliance

Warning: Changes or modifications not expressly approved by the party responsible for compliance could void the user's authority to operate the equipment.

Note: This equipment has been tested and found to comply with the limits for a Class B digital device, pursuant to Part 15 of the FCC Rules. These limits are designed to provide reasonable protection against harmful interference in a residential installation. This equipment generates, uses and can radiate radio frequency energy and, if not installed and used in accordance with the instructions, may cause harmful interference to radio communications. However, there is no guarantee that interference will not occur in a particular installation.
If this equipment does cause harmful interference to radio or television reception, which can be determined by turning the equipment off and on, the user is encouraged to try to correct the interference by one or more of the following measures:
- Reorient or relocate the receiving antenna.
- Increase the separation between the equipment and receiver.
- Connect the equipment into an outlet on a circuit different from that to which the receiver is connected.
- Consult the dealer or an experienced radio/TV technician for help.

RF Exposure Compliance
This equipment complies with FCC radiation exposure limits set forth for an uncontrolled environment.

ISED Regulatory compliance

This device contains license-exempt transmitters that comply with Innovation, Science and Economic Development Canada's licence-exempt RSS(s). Operation is subject to the following two conditions:
This device may not cause interference.
This device must accept any interference, including interference that may cause undesired operation of the device.
L'émetteur exempt de licence contenu dans le présent appareil est conforme aux CNR d'Innovation, Sciences et Développement économique Canada applicables aux appareils radio exempts de licence. L'exploitation est autorisée aux deux conditions suivantes:
1. l'appareil ne doit pas produire de brouillage;
2. l'appareil doit accepter tout brouillage radioélectrique subi, même si le brouillage est susceptible d'en compromettre le fonctionnement.

This equipment complies with IC RSS-102 radiation exposure limits set forth for an uncontrolled environment.
Cet équipement est conforme aux limites d'exposition aux radiations IC CNR-102 établies pour un environnement non contrôlé.

เครื่องวิทยุคมนาคมและอุปกรณ์ มีหน่วยผลิตเป็นชนิดรับแสดงผล กทช.



本公司郑重声明，本产品符合中华人民共和国信息产业部《电子信息产品污染控制管理办法》（第39号）、《电子信息产品污染控制管理办法实施细则》、《电子信息产品污染控制标识要求》（SJ/T11364-2006）的规定。
根据上述标准，电子信息产品污染控制标志的环保使用期限为10年。
本产品正常工作的温度、湿度在限定的范围内，在此环境中存放或使用，其有毒有害物质不会发生外泄或突变，不会对环境造成严重污染或对人身、财产造成严重损害。
本产品的环保使用期限，不包含电池、外接电源适配器等可更换部件。
电池在环保使用期限内可能发生泄漏或电量耗尽后，请及时更换。
外接电源适配器在环保使用期限内可能发生外壳破裂、线芯裸露、断路或短路等情况，请及时更换。
废弃产品请交回给有关厂商。
不正确使用或废弃电子信息产品可能会对环境造成污染。
请遵守地方关于废弃电子信息产品的处理规定。

部件名称	有害物质及其化学符号					
	铅(Pb)	汞(Hg)	镉(Cd)	六价铬(Cr(VI))	多溴联苯(PBB)	多溴二苯醚(PBDE)
金属部件	超出0.1wt %	○	○	○	○	○
塑料部件	超出0.1wt %	○	○	○	○	○
电路板组装	超出0.1wt %	○	○	○	○	○
电池/充电盒	超出0.1wt %	○	○	○	○	○
电源适配器	超出0.1wt %	○	○	○	○	○
电 缆	超出0.1wt %	○	○	○	○	○

○：表示该有害物质在该部件所有均质材料中的含量均在SJ/T11363-2006规定的限量要求以下。
×：表示该有害物质至少在该部件的某一均质材料中的含量超出SJ/T11363-2006规定的限量要求。
Note 1: "○" indicates that the percentage content of the restricted substance does not exceed the percentage of reference value.
Note 2: "×" indicates that the restricted substance corresponds to the exemption.