60mm

70mm

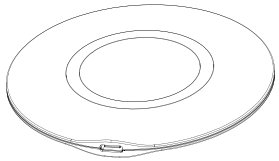

Model:WD-231E
WIRELESS CHARGER
FCC ID: ZBC-WD231E

DIRECTION FOR USE

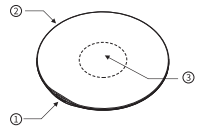

① Input port
② LED indicator
③ Transmitter

a.Charge your wireless charger via included Type c-usb data cable. The red LED indicator will be on when plugged into a power adapter, or charge with other power source.
b.Make sure there is no any clutter on the wireless Charger.
c.Wireless Charger is ready for your mobile device.

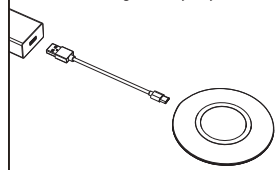

SPECIFICATIONS:

ITEM	SPEC
Input	5V ⎓2A, 9V ⎓2.22A
Wireless Output	15W max.
Dimensions	Ø100 x 7.4mm
Charging Efficiency	≥65%
Transmission Distance	≤6mm
Weight	56g

COMPATIBILITY

Note:
Thank you for your purchase, the wireless charger is widely compatible with all Qi devices,like Samsung S7/S7 edge,S8/S8 edge, S9/S9 edge, S10/S10 edge,S20/S21,iPhone 8/8 Plus,iPhone X,iPhone XR,iPhone XS, iPhone XS MAX,iPhone 11,iPhone 11 Pro,iPhone 11 Pro MAX.
iPhone 12mini, iPhone 12,iPhone 12 Pro,iPhone 12 Pro MAX,iPhone13mini, iPhone 13, iPhone 13 Pro, iPhone 13 Pro MAX.
Please read this manual carefully before using this product for better experience.

FEATURE

Charging mobile device from wireless charger

1.Put your mobile device (the phone you used must could support the wireless charging or your phone are equipped with wireless receiver chip) on the wireless charger.
2.When your mobile device is being charged, the Blue LED indicator will keep on.
3.When your mobile device is fully charged, the Blue and Red indicator off.
4.When the red LED or blue LED indicator flashes quickly, that means there is improper operation.

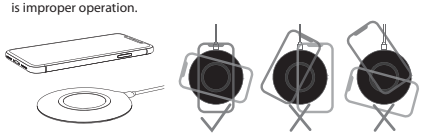

The correct location of the phone

REMARKS

1. Quick charge QC2.0/ QC3.0/QC4.0 wall adapter required to access 15W fast wireless charging.
2. To ensure proper use, please use our TYPE-C cable (included) or other fast charging TYPE-C cable.
3. It is normal for the wireless charger and your smartphone to get hot under working conditions, especially when the phone is being charged and used at the same time (such as playing music).
4. Not works with 5V/1A or lower input. (such as PC powered or USB port from socket).
5. Remove the magnetic or metal accessories from the phone case when charging.

When your wireless charging is not working properly
• Clean the clutter on the wireless charge.
• Please make sure the wireless charging coil is correctly positioned with the phone coil.
• When the wireless charger is overheating, keep your mobile device away from the wireless charger.
Please wait for the wireless transmitter to cool down before trying to charge it.

FCC Statement
This device complies with Part 15 of the FCC Rules. Operation is subject to the following two conditions:
(1) this device may not cause harmful interference, and
(2) this device must accept any interference received, including interference that may cause undesired operation.
Warning: changes or modifications not expressly approved by the party responsible for compliance could void the user's authority to operate the equipment.
Note: This equipment has been tested and found to comply with the limits for a Class B digital device, pursuant to Part 15 of the FCC Rules. These limits are designed to provide reasonable protection against harmful interference in a residential installation. This equipment generates, uses and can radiate radio frequency energy and, if not installed and used in accordance with the instructions, may cause harmful interference to radio communications. However, there is no guarantee that interference will not occur in a particular installation.
If this equipment does cause harmful interference to radio or television reception, which can be determined by turning the equipment off and on, the user is encouraged to try to correct the interference by one or more of the following measures:
-- Reorient or relocate the receiving antenna.
-- Increase the separation between the equipment and receiver.
-- Connect the equipment into an outlet on a circuit different from that to which the receiver is connected.
-- Consult the dealer or an experienced radio/TV technician for help.
FCC Radiation Exposure statement
This equipment complies with FCC radiation exposure limits set forth for an uncontrolled environment. This equipment should be installed and operated with minimum distance 20cm between the radiator and your body. This transmitter must not be co-located or operating in conjunction with any other antenna or transmitter.

DISTRIBUTED BY: WALGREEN CO.
200 WILMOT RD., DEERFIELD, IL 60015
100% SATISFACTION GUARANTEED
walgreens.com ©2021 Walgreen Co.