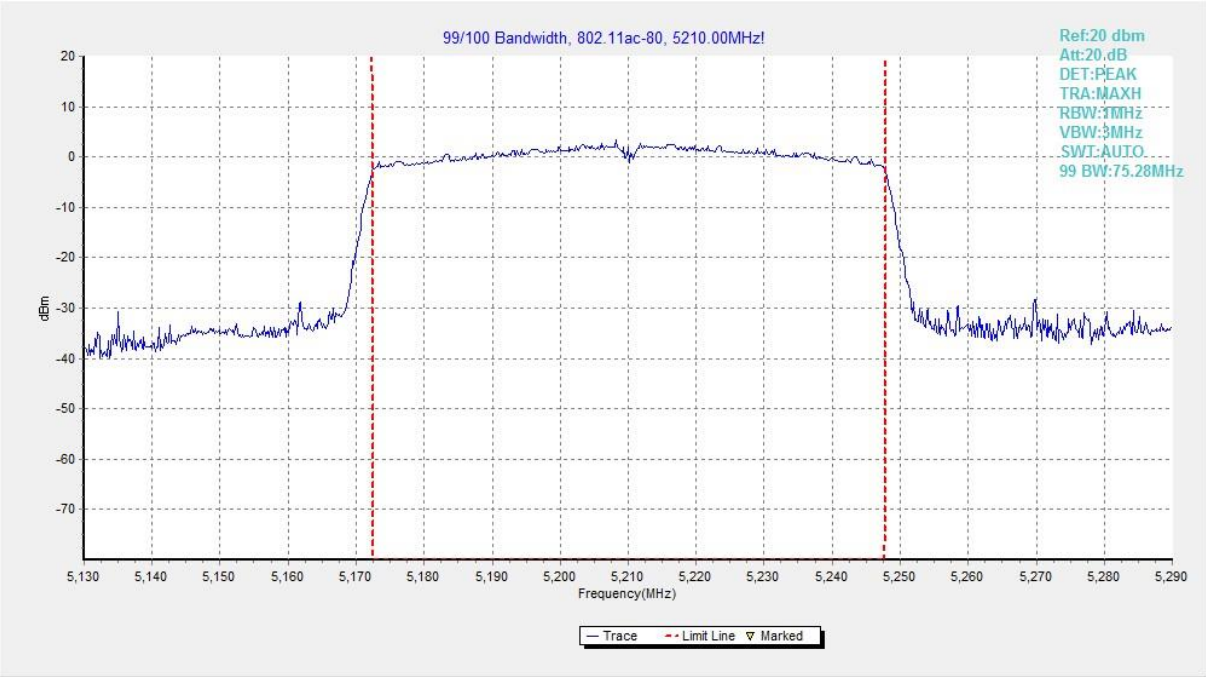

Fig. 43 99% Occupied Bandwidth (802. 11ac-VHT80, 5210MHz)

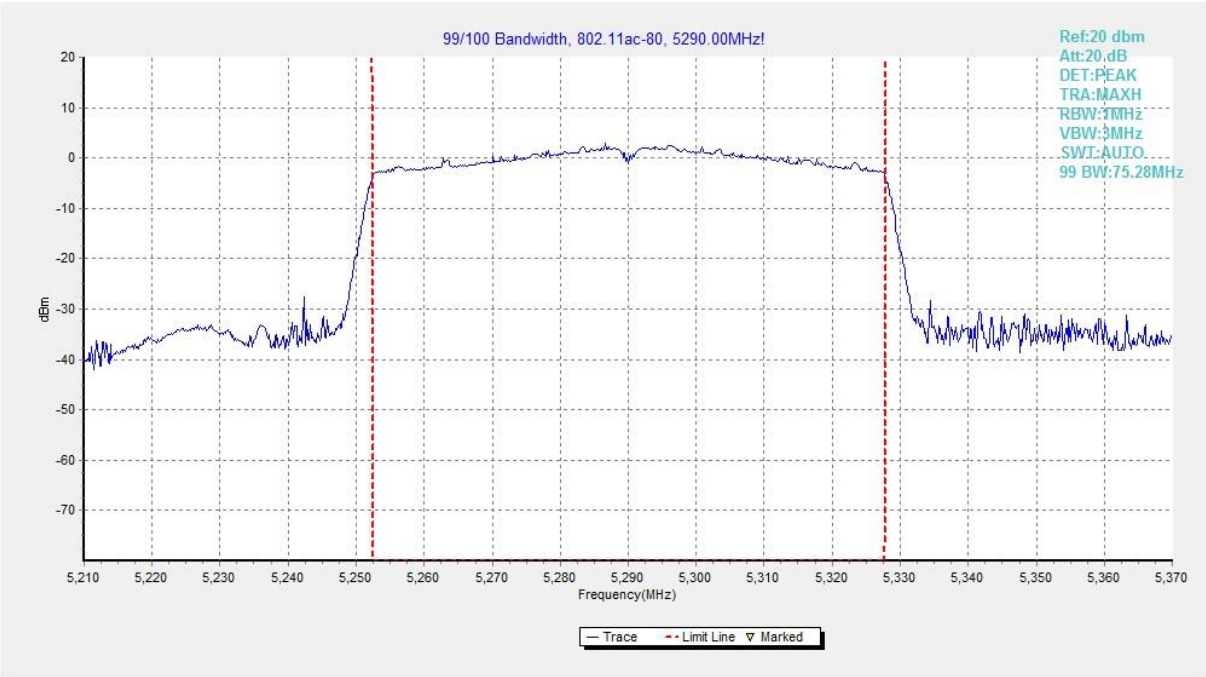

Fig. 44 99% Occupied Bandwidth (802. 11ac-VHT80, 5290MHz)

©Copyright. All rights reserved by SAICT.

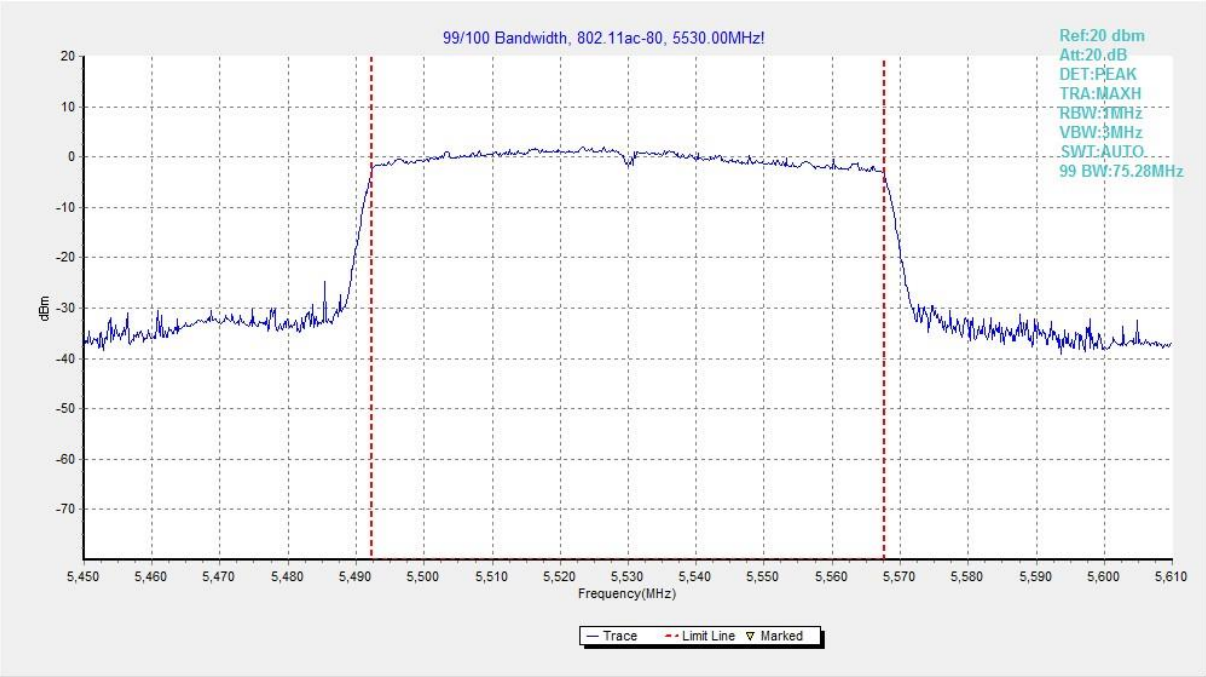

Fig. 45 99% Occupied Bandwidth (802. 11ac-VHT80, 5530MHz)

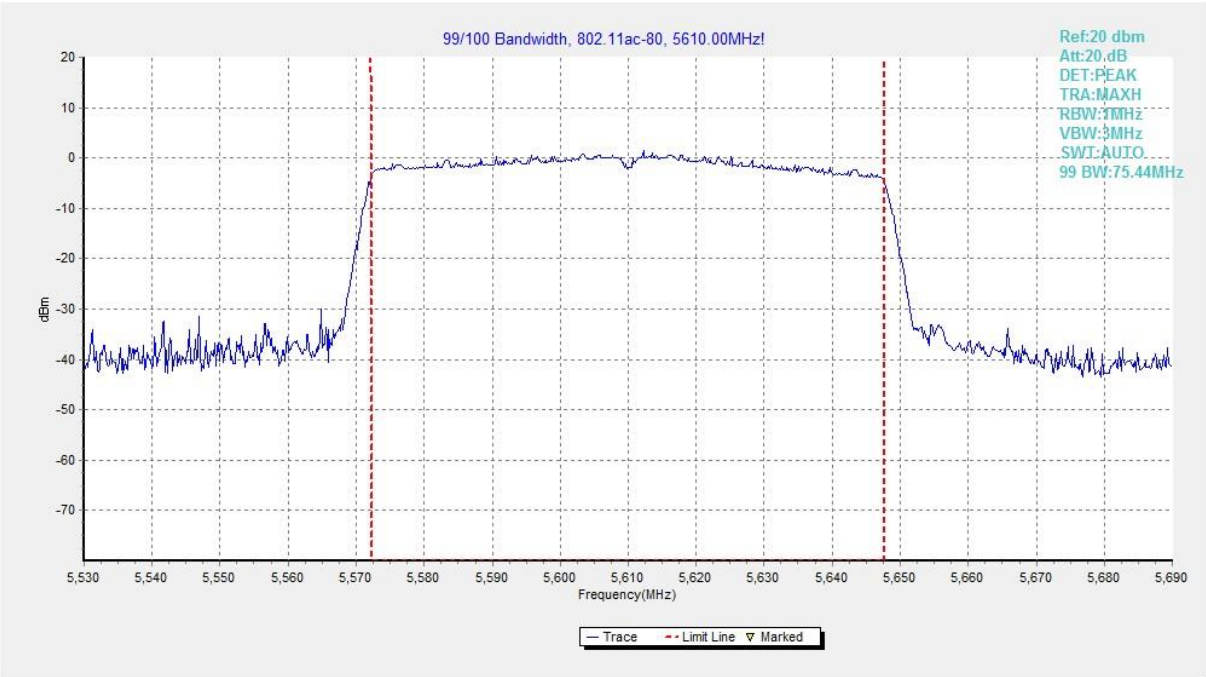

Fig. 46 99% Occupied Bandwidth (802. 11ac-VHT80, 5610MHz)

©Copyright. All rights reserved by SAICT.

A.7. Band Edges Compliance

Measurement Limit:

Standard	Frequency (MHz)	Limit (dBm/MHz)
FCC 47 CFR Part 15.407	5150MHz~5250MHz; 5250MHz~5350MHz; 5470MHz~5725MHz	< -27

Standard	Frequency (MHz)	Limit (dBuV/m)	
FCC 47 CFR Part 15.209	5725MHz~5850MHz	Peak	74
		Average	54

The measurement is made according to KDB 789033

Measurement Result:

Mode	Channel	Test Results	Conclusion
802.11a	5180 MHz(CH36)	Fig.47	**P**
	5320 MHz(CH64)	Fig.48	**P**
	5500 MHz(CH100)	Fig.49	**P**
	5700 MHz(CH140)	Fig.50	**P**
	5745 MHz(CH149)	Fig.51	**P**
	5825 MHz(CH165)	Fig.52	**P**
802.11n-HT40	5190 MHz(CH38)	Fig.53	**P**
	5310 MHz(CH62)	Fig.54	**P**
	5510 MHz(CH102)	Fig.55	**P**
	5670 MHz(CH134)	Fig.56	**P**
	5755 MHz(CH151)	Fig.57	**P**
	5795 MHz(CH159)	Fig.58	**P**
802.11ac-VHT80	5210 MHz(CH42)	Fig.59	**P**
	5290 MHz(CH58)	Fig.60	**P**
	5530 MHz(CH106)	Fig.61	**P**
	5775 MHz(CH155)	Fig.62	**P**

Conclusion: PASS

Test graphs as below:

©Copyright. All rights reserved by SAICT.

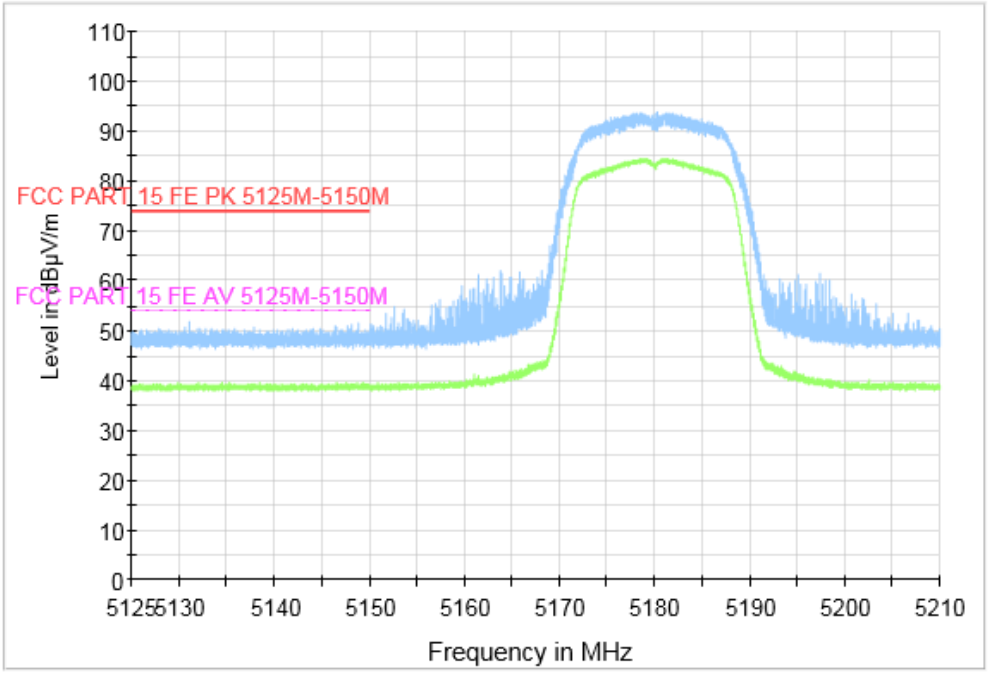

Fig. 47 Band Edges (802.11a, CH36 5180MHz)

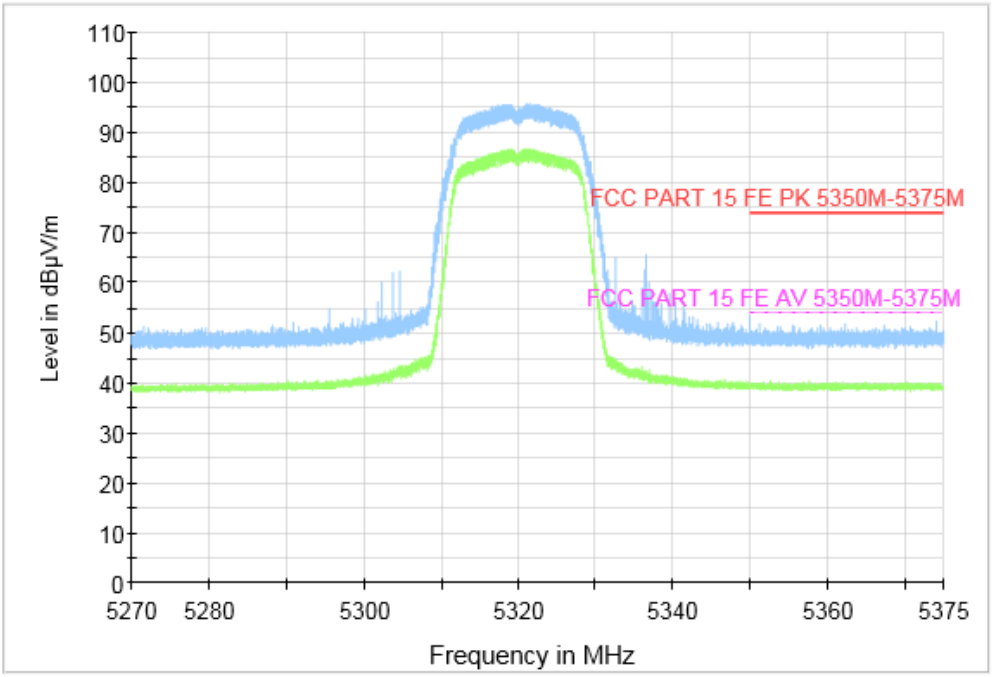

Fig. 48 Band Edges (802.11a, CH64 5320MHz)

©Copyright. All rights reserved by SAICT.

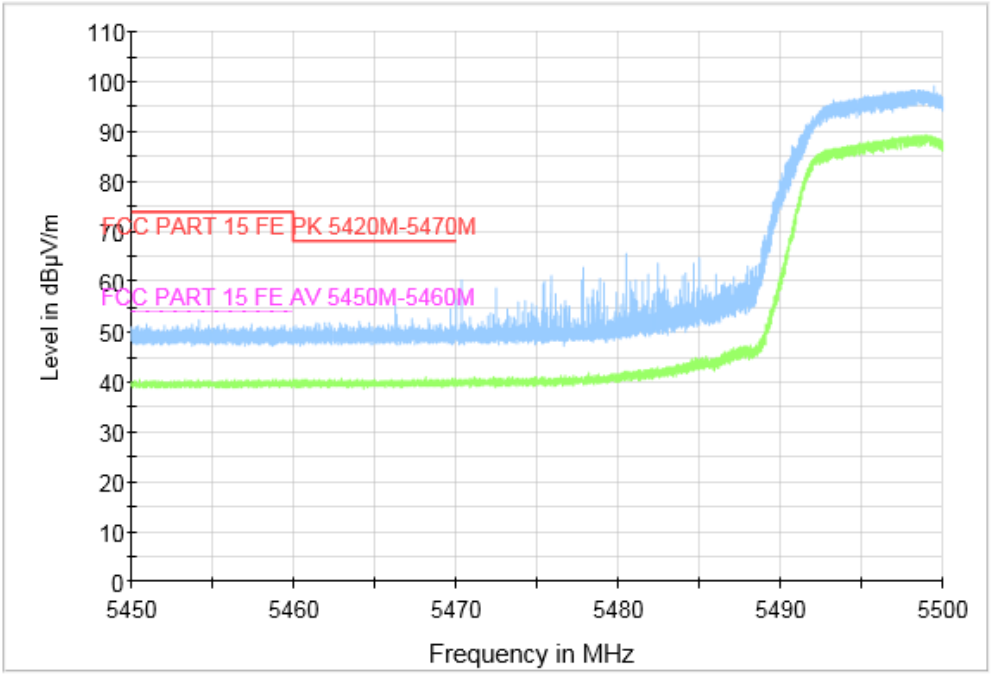

Fig. 49 Band Edges (802.11a, CH100 5500MHz)

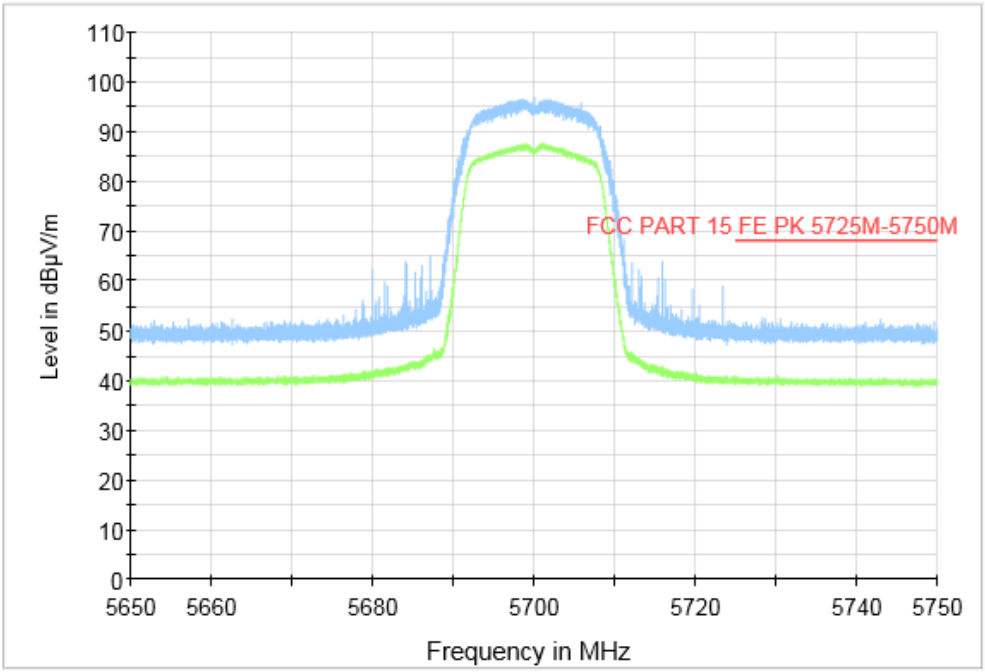

Fig. 50 Band Edges (802.11a, CH140 5700MHz)

©Copyright. All rights reserved by SAICT.

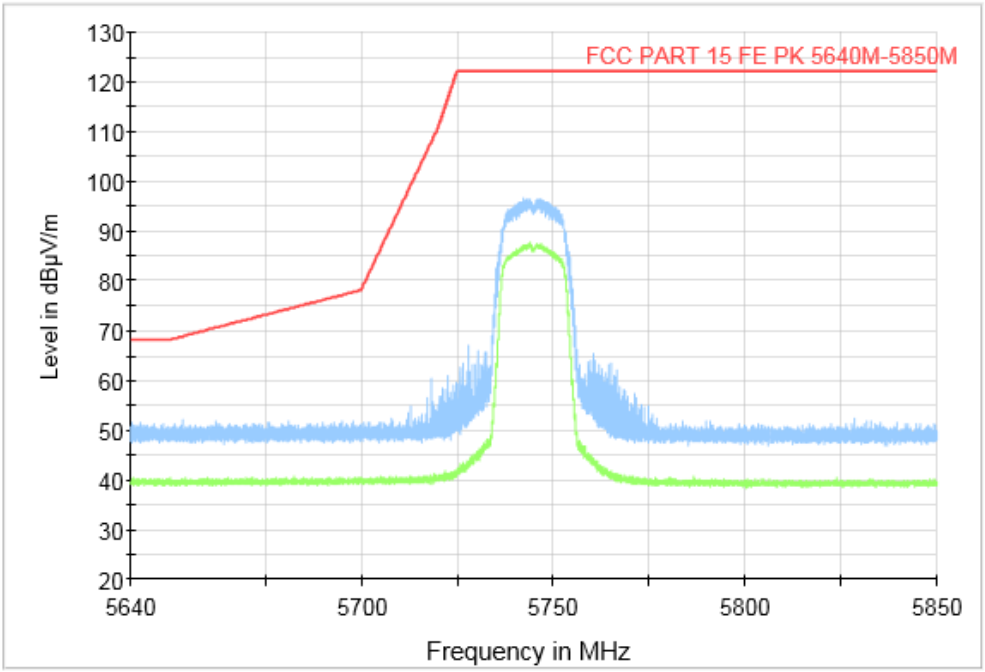

Fig. 51 Band Edges (802.11a, CH149 5745MHz)

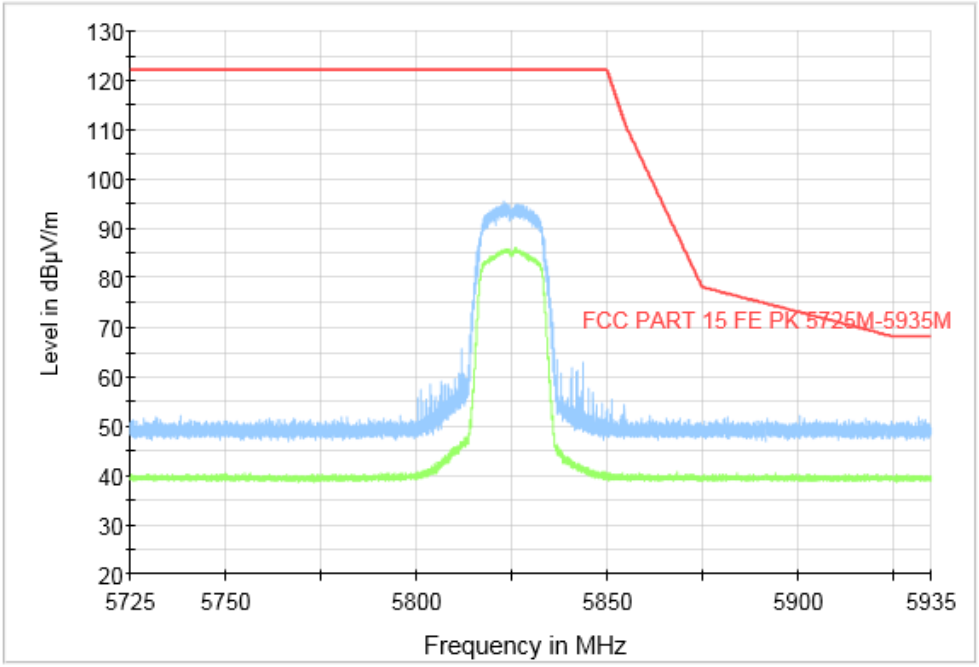

Fig. 52 Band Edges (802.11a, CH165 5825MHz)

©Copyright. All rights reserved by SAICT.

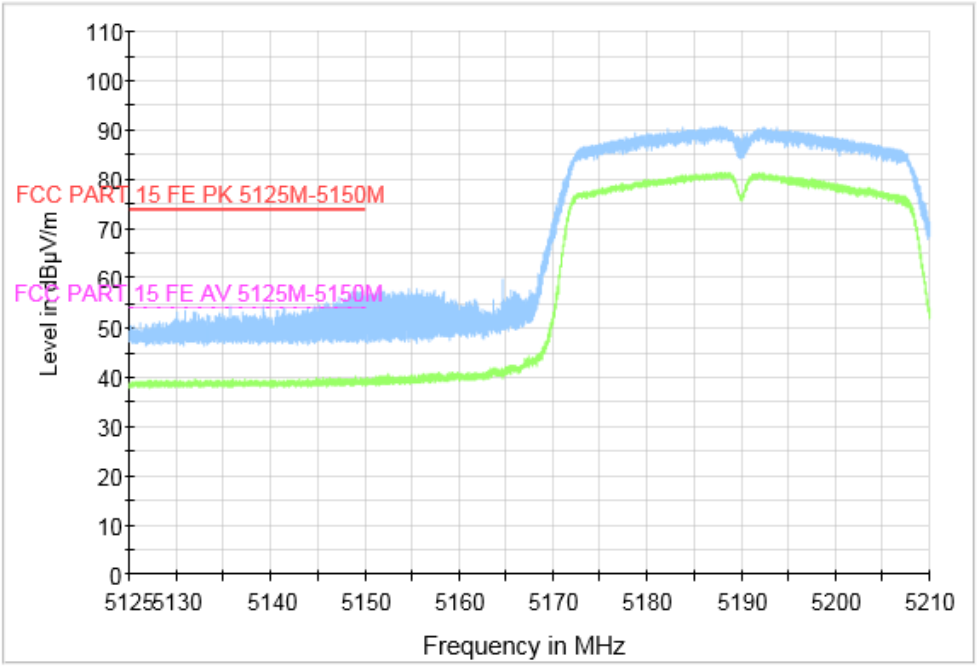

Fig. 53 Band Edges (802.11n-HT40, CH38 5190MHz)

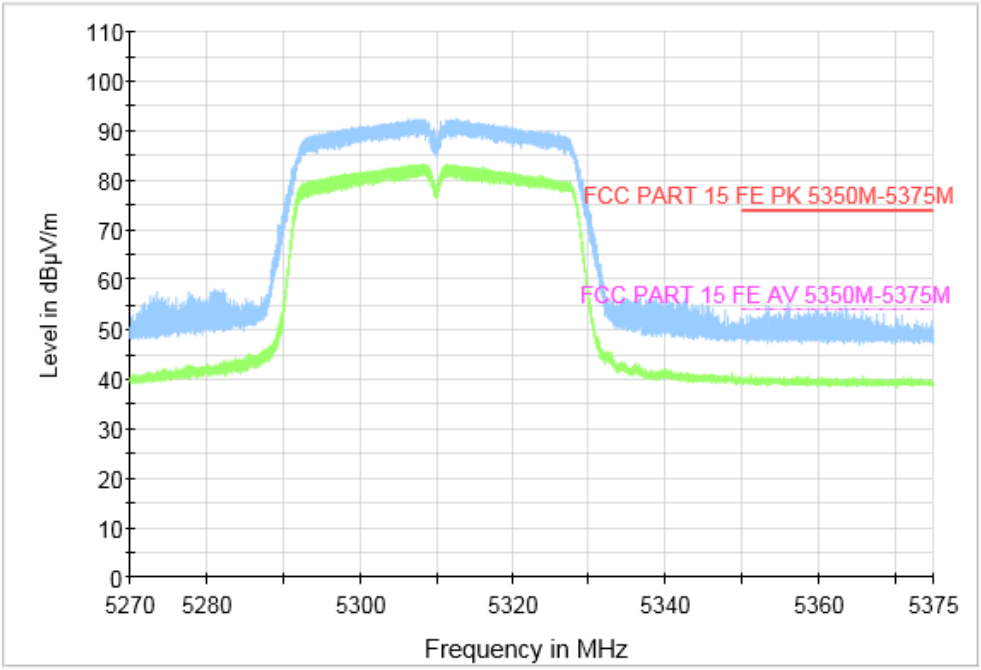

Fig. 54 Band Edges (802.11n-HT40, CH62 5310MHz)

©Copyright. All rights reserved by SAICT.

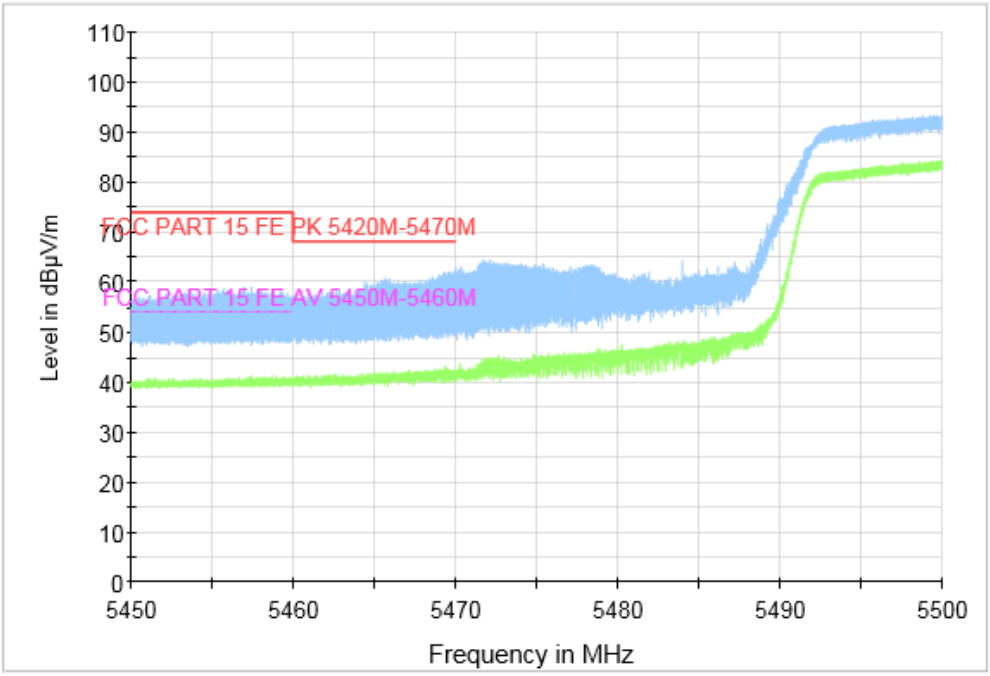

Fig. 55 Band Edges (802.11n-HT40, CH102 5510MHz)

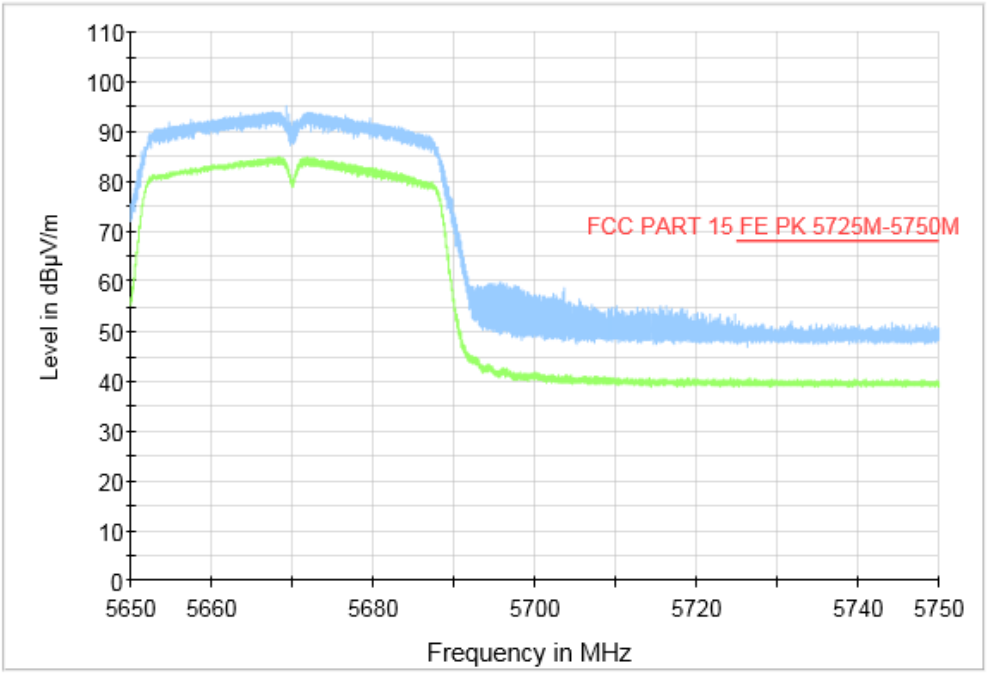

Fig. 56 Band Edges (802.11n-HT40, CH134 5670MHz)

©Copyright. All rights reserved by SAICT.

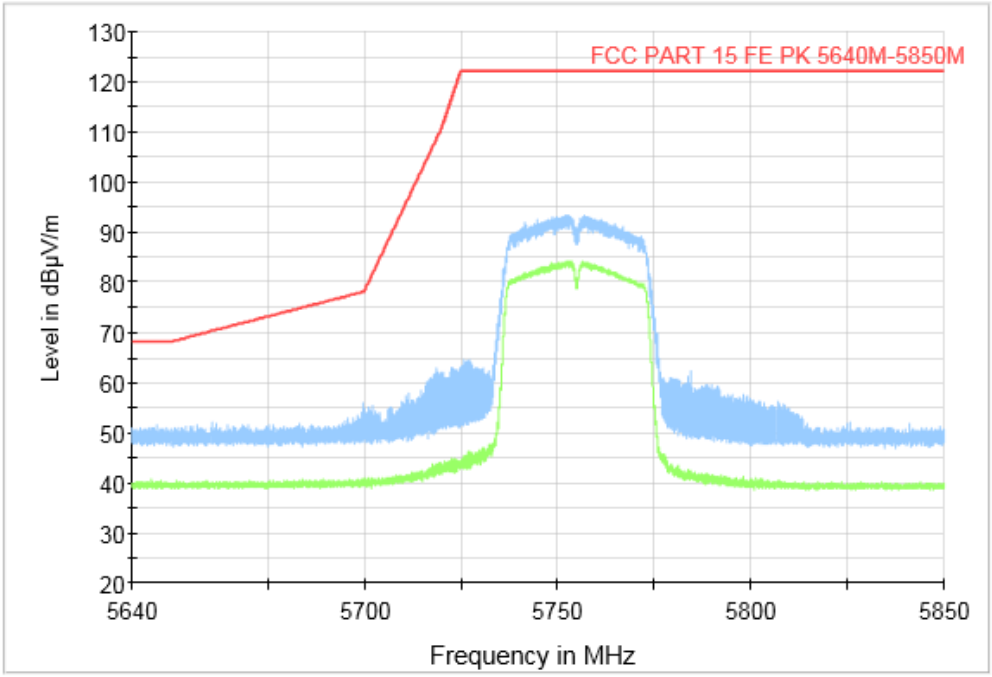

Fig. 57 Band Edges (802.11n-HT40, CH151 5755MHz)

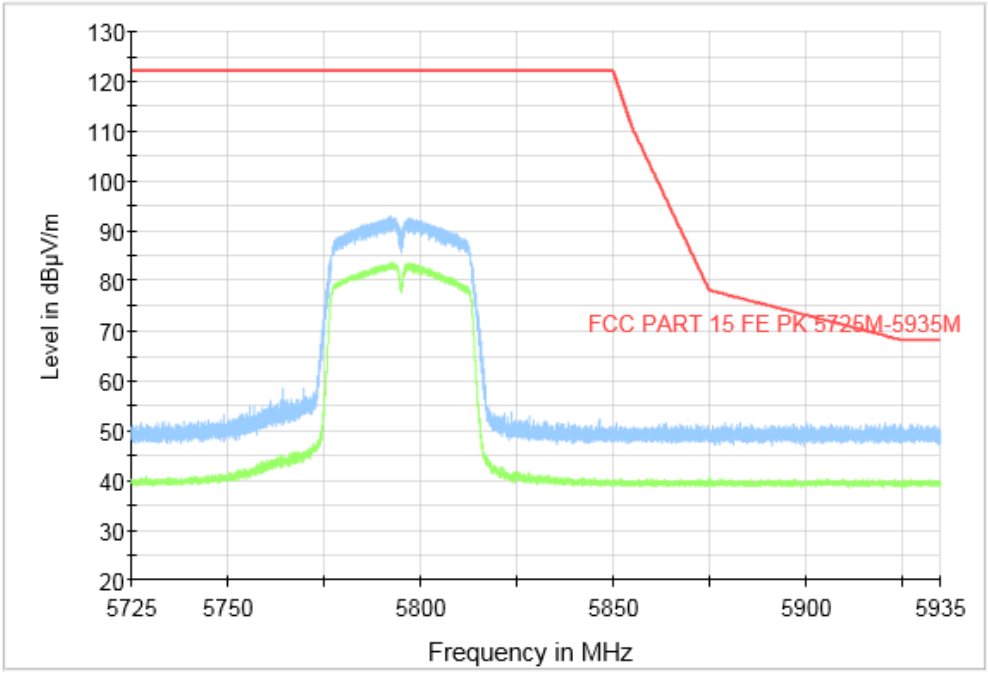

Fig. 58 Band Edges (802.11n-HT40, CH159 5795MHz)

©Copyright. All rights reserved by SAICT.

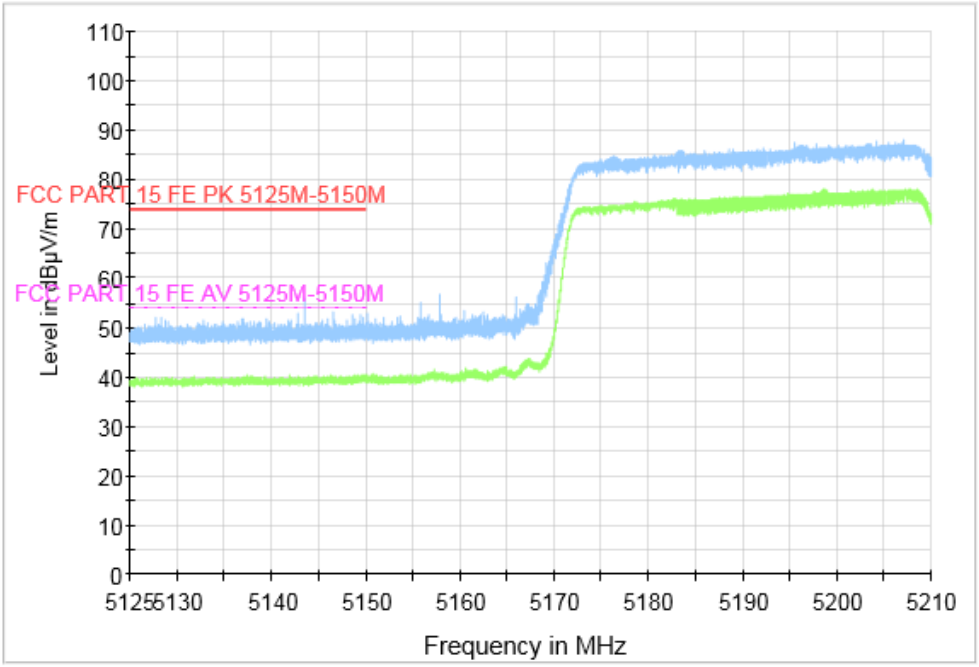

Fig. 59 Band Edges (802.11ac-VHT80, CH42 5210MHz)

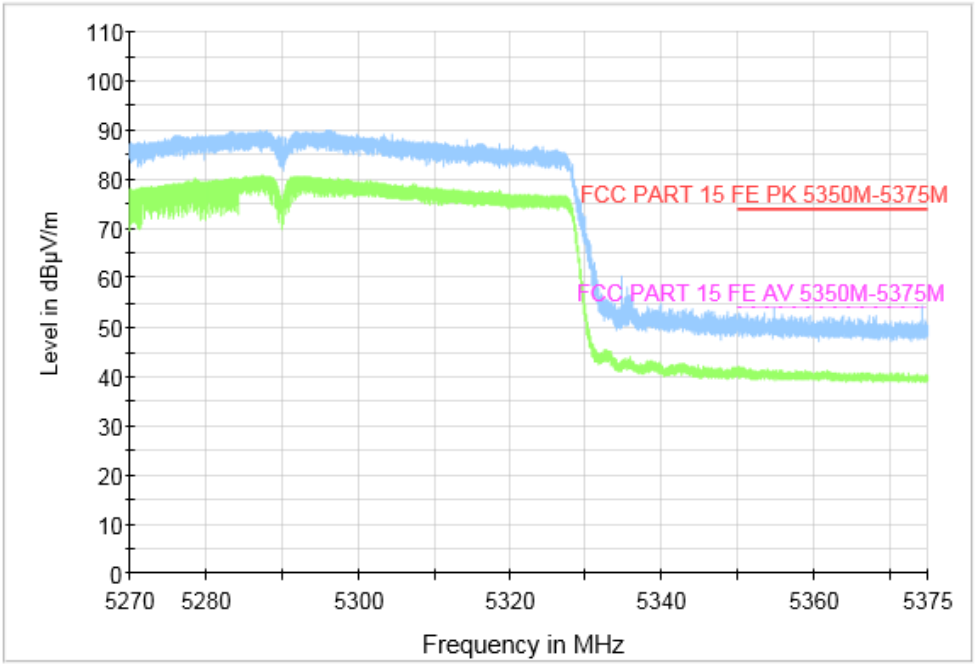

Fig. 60 Band Edges (802.11ac-VHT80, CH58 5290MHz)

©Copyright. All rights reserved by SAICT.

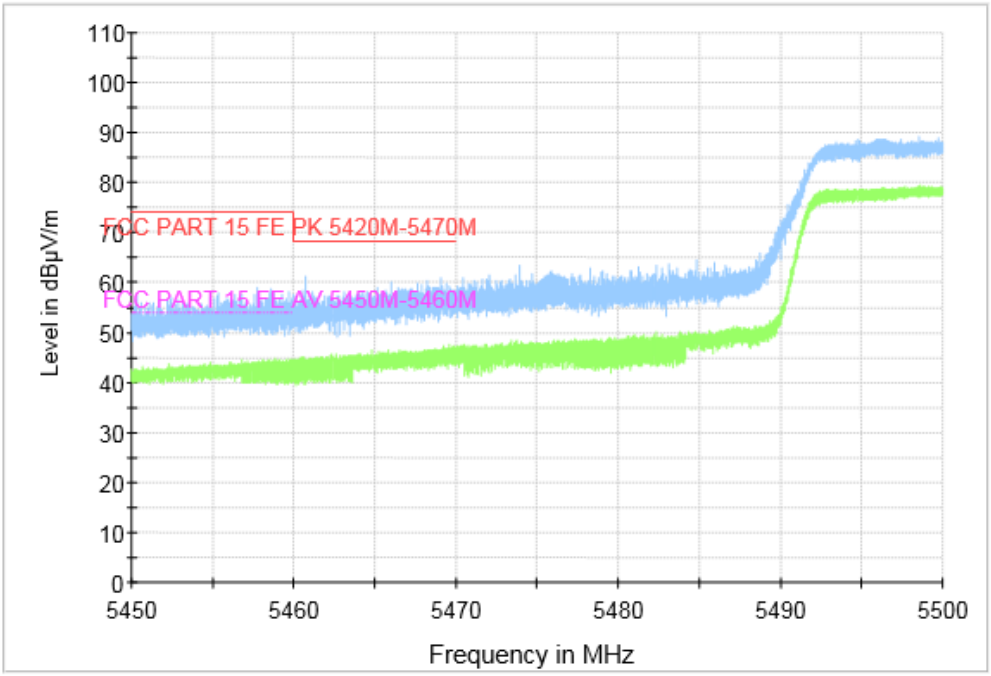

Fig. 61 Band Edges (802.11ac-VHT80, CH106 5530MHz)

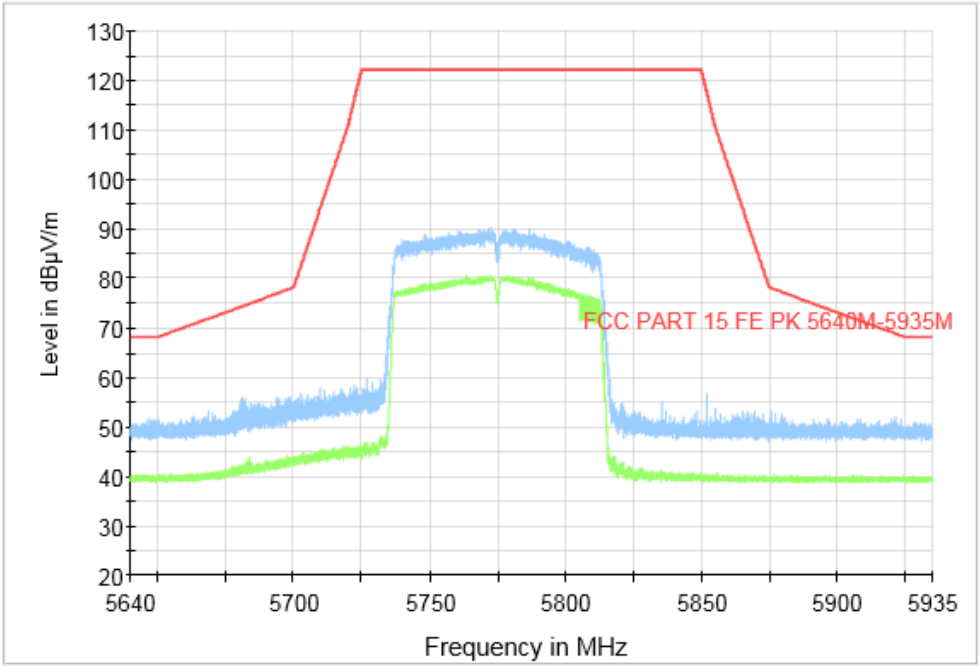

Fig. 62 Band Edges (802.11ac-VHT80, CH155 5775MHz)

©Copyright. All rights reserved by SAICT.

A.8. Transmitter Spurious Emission

Measurement Limit:

Standard	Frequency (MHz)	Limit (dBm/MHz)
FCC 47 CFR Part 15.407	5150MHz~5250MHz; 5250MHz~5350MHz; 5470MHz~5725MHz	< -27

Standard	Frequency (MHz)	Limit (dBuV/m)	
FCC 47 CFR Part 15.209	5725MHz~5850MHz	Peak	74
		Average	54

The measurement is made according to KDB 789033.

In addition, radiated emissions which fall in the restricted bands, as defined in § 15.205(a), must also comply with the radiated emission limits specified in § 15.209(a) (see § 15.205(c)).

Limit in restricted band:

Frequency of emission (MHz)	Field strength (dBμV/m)	Measurement distance (m)
30-88	40.0	3
88-216	43.5	3
216-960	46.0	3
Above 960	54.0	3

Note: For frequency range below 960MHz, the limit in 15.209 is defined in 10m test distance. The limit used above is calculated from 10m to 3m.

Measurement Result:

Mode	Channel	Frequency Range	Test Results	Conclusion
802.11a	5180MHz(Ch36)	3 GHz ~7 GHz	Fig.63	**P**
		7 GHz ~18 GHz	Fig.64	**P**
	5200MHz(Ch40)	3 GHz ~7 GHz	Fig.65	**P**
		7 GHz ~18 GHz	Fig.66	**P**
	5240MHz(Ch48)	3 GHz ~7 GHz	Fig.67	**P**
		7 GHz ~18 GHz	Fig.68	**P**
	5260MHz(Ch52)	3 GHz ~7 GHz	Fig.69	**P**
		7 GHz ~18 GHz	Fig.70	**P**
	5280MHz(Ch56)	3 GHz ~7 GHz	Fig.71	**P**
		7 GHz ~18 GHz	Fig.72	**P**
	5320MHz(Ch64)	3 GHz ~7 GHz	Fig.73	**P**
		7 GHz ~18 GHz	Fig.74	**P**
	5500MHz(Ch100)	3 GHz ~7 GHz	Fig.75	**P**
		7 GHz ~18 GHz	Fig.76	**P**
	5600MHz(Ch120)	3 GHz ~7 GHz	Fig.77	**P**

©Copyright. All rights reserved by SAICT.

		7 GHz ~18 GHz	Fig.78	**P**
	5700MHz(Ch140)	3 GHz ~7 GHz	Fig.79	**P**
		7 GHz ~18 GHz	Fig.80	**P**
	5745MHz(Ch149)	3 GHz ~7 GHz	Fig.81	**P**
		7 GHz ~18 GHz	Fig.82	**P**
	5785MHz(Ch157)	3 GHz ~7 GHz	Fig.83	**P**
		7 GHz ~18 GHz	Fig.84	**P**
	5825MHz(Ch165)	3 GHz ~7 GHz	Fig.85	**P**
		7 GHz ~18 GHz	Fig.86	**P**
802.11n-HT40	5190MHz(Ch38)	3 GHz ~7 GHz	Fig.87	**P**
		7 GHz ~18 GHz	Fig.88	**P**
	5230MHz(Ch46)	3 GHz ~7 GHz	Fig.89	**P**
		7 GHz ~18 GHz	Fig.90	**P**
	5270MHz(Ch54)	3 GHz ~7 GHz	Fig.91	**P**
		7 GHz ~18 GHz	Fig.92	**P**
	5310MHz(Ch62)	3 GHz ~7 GHz	Fig.93	**P**
		7 GHz ~18 GHz	Fig.94	**P**
	5510MHz(Ch102)	3 GHz ~7 GHz	Fig.95	**P**
		7 GHz ~18 GHz	Fig.96	**P**
	5580MHz(Ch118)	3 GHz ~7 GHz	Fig.97	**P**
		7 GHz ~18 GHz	Fig.98	**P**
	5670MHz(Ch134)	3 GHz ~7 GHz	Fig.99	**P**
		7 GHz ~18 GHz	Fig.100	**P**
	5755MHz(Ch151)	3 GHz ~7 GHz	Fig.101	**P**
		7 GHz ~18 GHz	Fig.102	**P**
	5795MHz(Ch159)	3 GHz ~7 GHz	Fig.103	**P**
		7 GHz ~18 GHz	Fig.104	**P**
802.11a-VHT80	5210MHz(Ch42)	3 GHz ~7 GHz	Fig.105	**P**
		7 GHz ~18 GHz	Fig.106	**P**
	5290MHz(Ch58)	3 GHz ~7 GHz	Fig.107	**P**
		7 GHz ~18 GHz	Fig.108	**P**
	5530MHz(Ch106)	3 GHz ~7 GHz	Fig.109	**P**
		7 GHz ~18 GHz	Fig.110	**P**
	5610MHz(Ch122)	3 GHz ~7 GHz	Fig.111	**P**
		7 GHz ~18 GHz	Fig.112	**P**
	5775MHz(Ch155)	3 GHz ~7 GHz	Fig.113	**P**
		7 GHz ~18 GHz	Fig.114	**P**
All channels		30 MHz ~1 GHz	Fig.115	**P**
		1 GHz ~3 GHz	Fig.116	**P**
		18 GHz ~26.5 GHz	Fig.117	**P**
		26.5GHz~40GHz	Fig.118	**P**

©Copyright. All rights reserved by SAICT.

Worst Case Result

802.11a CH36

Frequency (MHz)	Max Peak (dBµV/m)	Limit (dBµV/m)	Margin (dB)	Pol	Corr. (dB)
12982.533333	47.53	68.20	20.67	H	8.3
13574.700000	47.73	68.20	20.47	H	8.6
14165.033333	48.65	68.20	19.55	V	10.7
14862.066667	48.76	68.20	19.44	H	10.9
16719.233333	52.26	68.20	15.94	V	14.9
17612.433333	51.40	68.20	16.80	H	15.6

Frequency (MHz)	Average (dBµV/m)	Limit (dBµV/m)	Margin (dB)	Pol	Corr. (dB)
10848.166667	34.14	54.00	19.86	H	5.3
11676.100000	35.09	54.00	18.91	H	7.0
12523.466667	35.76	54.00	18.24	V	8.0
15501.900000	37.10	54.00	16.90	H	11.9
15947.033333	38.07	54.00	15.93	H	13.3
17961.866667	39.77	54.00	14.23	H	16.1

802.11a CH52

Frequency (MHz)	Max Peak (dBµV/m)	Limit (dBµV/m)	Margin (dB)	Pol	Corr. (dB)
12966.033333	46.91	68.20	21.29	H	8.5
13917.900000	48.01	68.20	20.19	H	9.4
14276.133333	48.19	68.20	20.01	H	10.9
15060.433333	48.39	68.20	19.81	H	11.1
16705.300000	51.21	68.20	16.99	H	14.9
17350.633333	50.81	68.20	17.39	V	14.7

Frequency (MHz)	Average (dBµV/m)	Limit (dBµV/m)	Margin (dB)	Pol	Corr. (dB)
10921.133333	33.75	54.00	20.25	H	5.2
11418.333333	33.74	54.00	20.26	H	5.6
11941.566667	34.97	54.00	19.03	H	7.0
12472.500000	35.00	54.00	19.00	H	7.9
15900.833333	37.84	54.00	16.16	H	13.2
17953.066667	39.50	54.00	14.50	H	16.1

©Copyright. All rights reserved by SAICT.

802.11a CH100

Frequency (MHz)	Max Peak (dBµV/m)	Limit (dBµV/m)	Margin (dB)	Pol	Corr. (dB)
12942.933333	47.70	68.20	20.50	H	8.6
13707.433333	45.97	68.20	22.23	H	8.6
14107.100000	47.77	68.20	20.43	H	10.3
14926.966667	47.46	68.20	20.74	H	11.2
16577.333333	50.28	68.20	17.92	V	14.8
17228.900000	50.11	68.20	18.09	H	14.8

Frequency (MHz)	Average (dBµV/m)	Limit (dBµV/m)	Margin (dB)	Pol	Corr. (dB)
10995.933333	33.07	54.00	20.93	V	5.1
11431.166667	33.08	54.00	20.92	H	5.7
11941.566667	34.42	54.00	19.58	V	7.0
12486.066667	34.57	54.00	19.43	V	8.0
15903.766667	37.13	54.00	16.87	H	13.2
17961.866667	38.57	54.00	15.43	H	16.1

802.11a CH149

Frequency (MHz)	Max Peak (dBµV/m)	Limit (dBµV/m)	Margin (dB)	Pol	Corr. (dB)
12965.300000	46.82	68.20	21.38	V	8.5
13658.666667	46.46	68.20	21.74	V	8.5
14137.533333	48.03	68.20	20.17	V	10.5
15064.466667	47.68	68.20	20.52	V	11.1
16621.333333	49.91	68.20	18.29	H	14.9
17131.366667	50.65	68.20	17.55	V	15.0

Frequency (MHz)	Average (dBµV/m)	Limit (dBµV/m)	Margin (dB)	Pol	Corr. (dB)
11260.300000	33.24	54.00	20.76	V	5.5
11729.266667	33.91	54.00	20.09	H	6.8
12360.666667	34.26	54.00	19.74	H	7.5
15524.266667	35.67	54.00	18.33	H	12.0
15914.400000	37.23	54.00	16.77	H	13.3
17986.433333	38.40	54.00	15.60	V	15.9

©Copyright. All rights reserved by SAICT.

802.11n HT40 CH38

Frequency (MHz)	Max Peak (dBµV/m)	Limit (dBµV/m)	Margin (dB)	Pol	Corr. (dB)
12941.100000	47.11	68.20	21.09	V	8.6
13774.533333	45.99	68.20	22.21	V	8.6
14205.733333	47.92	68.20	20.28	V	10.9
15089.400000	48.37	68.20	19.83	V	11.2
16571.833333	50.61	68.20	17.59	H	14.8
17209.100000	50.38	68.20	17.82	V	14.8

Frequency (MHz)	Average (dBµV/m)	Limit (dBµV/m)	Margin (dB)	Pol	Corr. (dB)
11147.366667	32.86	54.00	21.14	V	5.1
11626.233333	34.18	54.00	19.82	V	6.9
12363.600000	34.37	54.00	19.63	H	7.4
15552.866667	35.74	54.00	18.26	H	11.8
16101.033333	37.79	54.00	16.21	H	14.0
17932.166667	39.06	54.00	14.94	V	16.1

802.11n HT40 CH54

Frequency (MHz)	Max Peak (dBµV/m)	Limit (dBµV/m)	Margin (dB)	Pol	Corr. (dB)
12966.400000	46.63	68.20	21.57	H	8.5
13751.433333	45.89	68.20	22.31	V	8.7
14227.000000	47.86	68.20	20.34	H	11.0
15082.800000	48.18	68.20	20.02	V	11.2
17040.433333	50.78	68.20	17.42	V	15.0
17602.533333	51.43	68.20	16.77	H	15.5

Frequency (MHz)	Average (dBµV/m)	Limit (dBµV/m)	Margin (dB)	Pol	Corr. (dB)
11258.833333	33.50	54.00	20.50	H	5.5
11745.033333	33.93	54.00	20.07	H	6.9
12341.966667	34.39	54.00	19.61	H	7.3
15694.033333	36.13	54.00	17.87	H	12.3
16135.500000	38.02	54.00	15.98	H	14.2
17960.033333	39.00	54.00	15.00	V	16.1

©Copyright. All rights reserved by SAICT.

802.11n HT40 CH102

Frequency (MHz)	Max Peak (dBµV/m)	Limit (dBµV/m)	Margin (dB)	Pol	Corr. (dB)
12947.700000	46.69	68.20	21.51	V	8.6
13778.566667	46.14	68.20	22.06	H	8.7
14200.966667	47.98	68.20	20.22	V	10.9
15030.733333	47.76	68.20	20.44	H	10.9
16628.300000	50.47	68.20	17.73	H	14.9
17372.266667	50.42	68.20	17.78	H	14.6

Frequency (MHz)	Average (dBµV/m)	Limit (dBµV/m)	Margin (dB)	Pol	Corr. (dB)
10929.566667	33.05	54.00	20.95	H	5.1
11428.966667	33.53	54.00	20.47	V	5.7
12139.566667	34.83	54.00	19.17	V	7.3
15696.233333	35.99	54.00	18.01	V	12.3
15975.633333	37.46	54.00	16.54	V	13.4
17935.100000	39.04	54.00	14.96	H	16.1

802.11n HT40 CH151

Frequency (MHz)	Max Peak (dBµV/m)	Limit (dBµV/m)	Margin (dB)	Pol	Corr. (dB)
12921.300000	46.66	68.20	21.54	H	8.6
13677.000000	46.23	68.20	21.97	V	8.5
14186.666667	47.89	68.20	20.31	V	10.9
15081.333333	47.46	68.20	20.74	H	11.2
16605.933333	49.88	68.20	18.32	H	14.8
17251.633333	50.34	68.20	17.86	H	14.8

Frequency (MHz)	Average (dBµV/m)	Limit (dBµV/m)	Margin (dB)	Pol	Corr. (dB)
11211.900000	33.43	54.00	20.57	V	5.4
11687.100000	34.29	54.00	19.71	V	7.1
12278.533333	34.13	54.00	19.87	H	7.1
15552.133333	35.84	54.00	18.16	H	11.8
16106.166667	37.82	54.00	16.18	H	14.0
17954.533333	39.26	54.00	14.74	H	16.1

©Copyright. All rights reserved by SAICT.

802.11ac VHT80 CH42

Frequency (MHz)	Max Peak (dBµV/m)	Limit (dBµV/m)	Margin (dB)	Pol	Corr. (dB)
12989.500000	46.93	68.20	21.27	V	8.3
13763.900000	46.71	68.20	21.49	V	8.6
14177.866667	48.91	68.20	19.29	H	10.8
14939.800000	46.97	68.20	21.23	H	11.1
16656.166667	49.98	68.20	18.22	H	14.9
17371.533333	50.25	68.20	17.95	V	14.6

Frequency (MHz)	Average (dBµV/m)	Limit (dBµV/m)	Margin (dB)	Pol	Corr. (dB)
8336.133333	34.19	54.00	19.81	H	3.1
11691.133333	34.69	54.00	19.31	H	7.1
12301.266667	34.24	54.00	19.76	H	7.1
15577.433333	35.41	54.00	18.59	H	11.8
15933.833333	37.49	54.00	16.51	H	13.4
17935.100000	39.72	54.00	14.28	V	16.1

802.11ac VHT80 CH106

Frequency (MHz)	Max Peak (dBµV/m)	Limit (dBµV/m)	Margin (dB)	Pol	Corr. (dB)
12968.233333	46.86	68.20	21.34	H	8.5
13653.533333	45.99	68.20	22.21	H	8.6
14058.333333	48.71	68.20	19.49	V	9.8
14819.533333	48.46	68.20	19.74	V	10.7
16508.766667	52.16	68.20	16.04	V	14.7
17370.433333	50.59	68.20	17.61	H	14.6

Frequency (MHz)	Average (dBµV/m)	Limit (dBµV/m)	Margin (dB)	Pol	Corr. (dB)
10923.333333	33.43	54.00	20.57	V	5.2
11556.200000	34.43	54.00	19.57	V	6.5
12146.533333	34.96	54.00	19.04	H	7.3
15619.233333	35.71	54.00	18.29	H	11.8
16001.666667	37.36	54.00	16.64	H	13.4
17917.500000	39.27	54.00	14.73	V	16.2

Note:

A "reference path loss" is established and the A_{Rpl} is the attenuation of “reference path loss”, and including the gain of receive antenna, the gain of the preamplifier, the cable loss. P_{Mea} is the field strength recorded from the instrument. The measurement results are obtained as described below:

Result = P_{Mea} + A_{Rpl} = P_{Mea} + Cable Loss + Antenna Factor

©Copyright. All rights reserved by SAICT.

Conclusion: PASS

Test graphs as below:

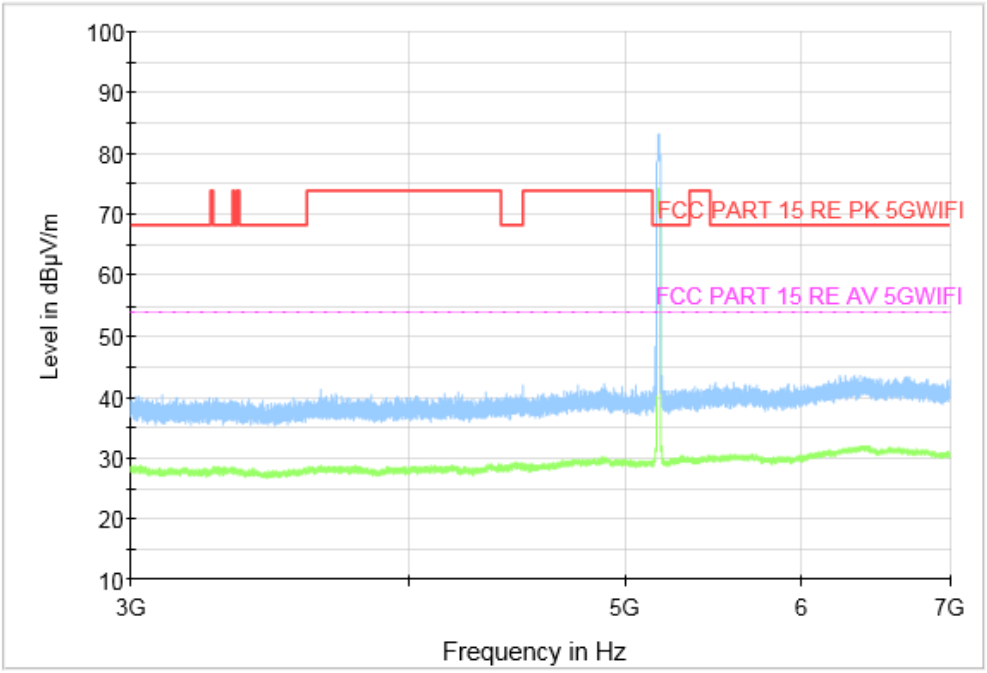

Fig. 63 Transmitter Spurious Emission (802.11a, CH36 5180MHz, 3 GHz-7 GHz)

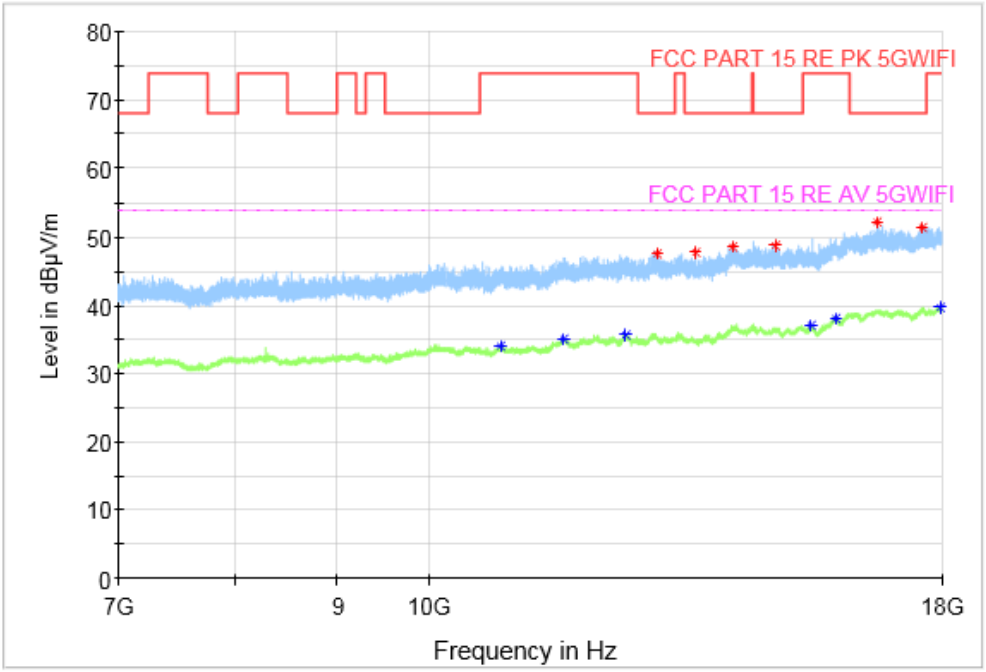

Fig. 64 Transmitter Spurious Emission (802.11a, CH36 5180MHz, 7 GHz-18 GHz)

©Copyright. All rights reserved by SAICT.

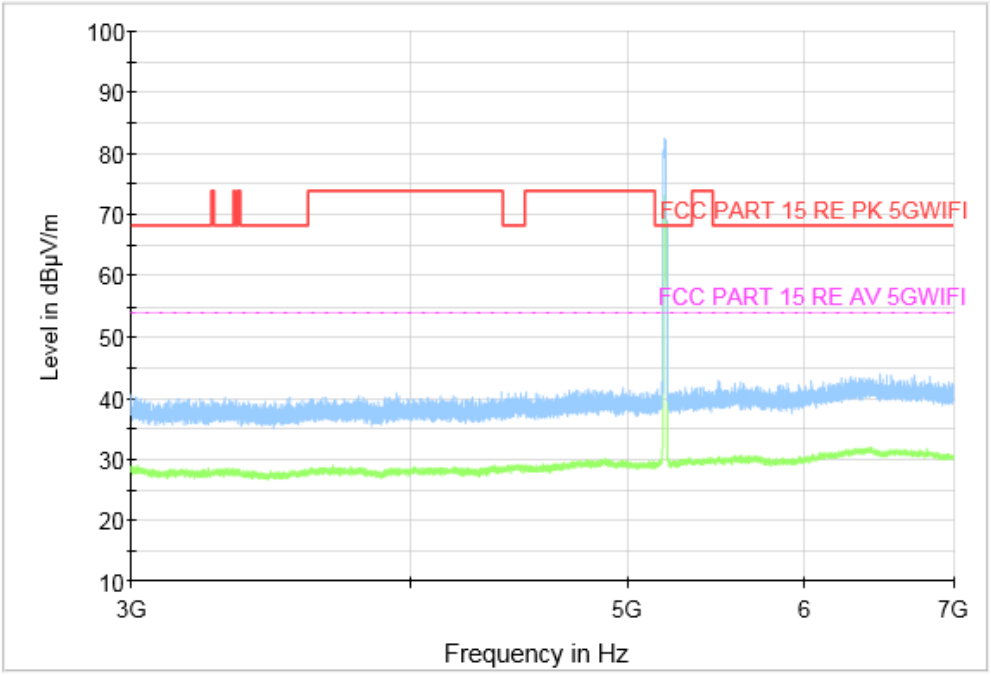

Fig. 65 Transmitter Spurious Emission (802.11a, CH40 5200MHz, 3 GHz-7 GHz)

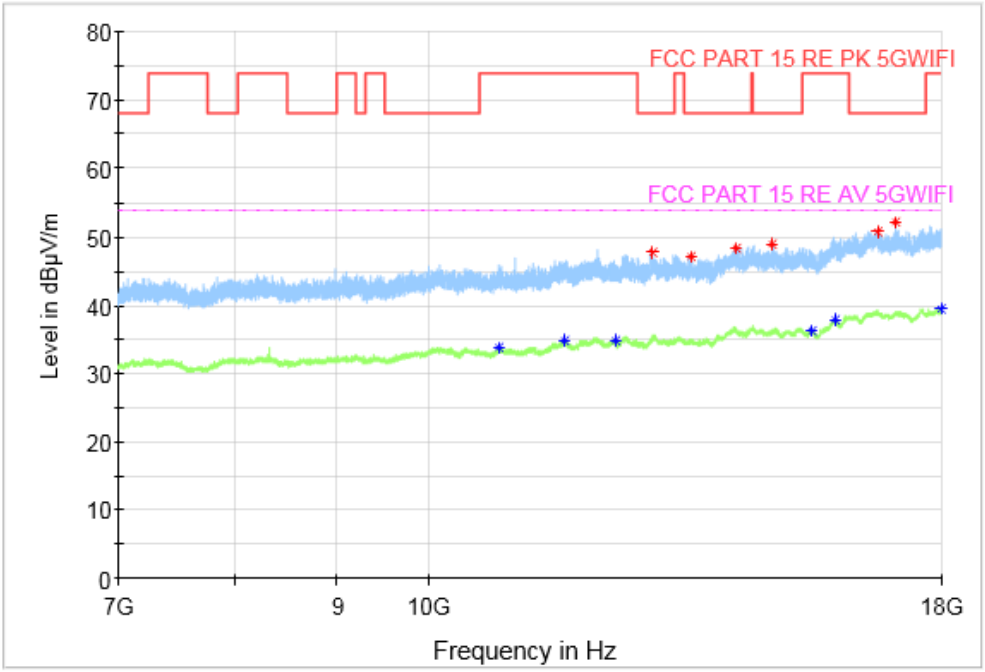

Fig. 66 Transmitter Spurious Emission (802.11a, CH40 5200MHz, 7 GHz-18 GHz)

©Copyright. All rights reserved by SAICT.

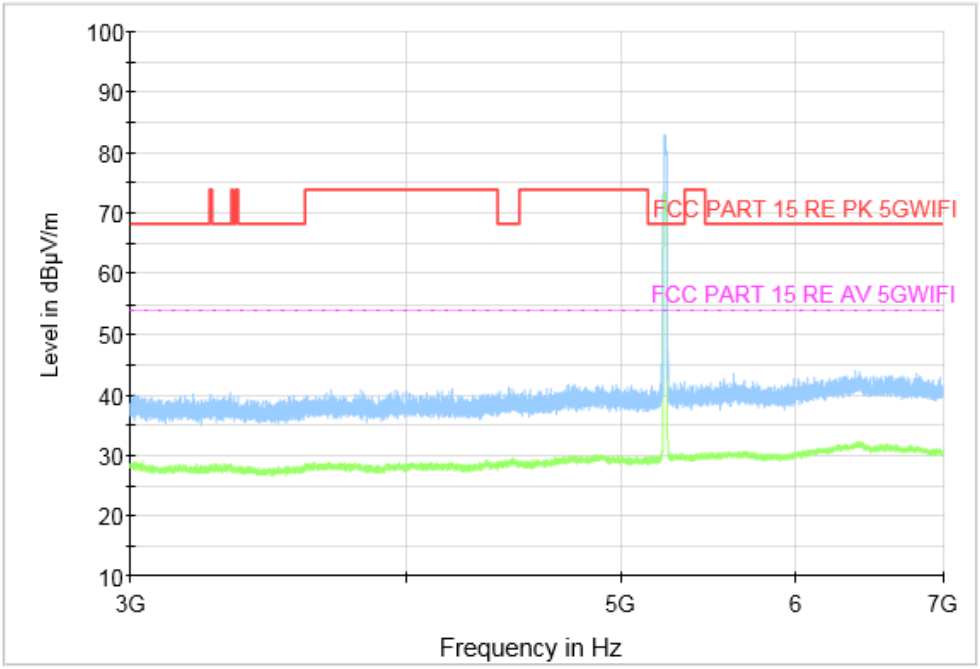

Fig. 67 Transmitter Spurious Emission (802.11a, CH48 5240MHz, 3 GHz-7 GHz)

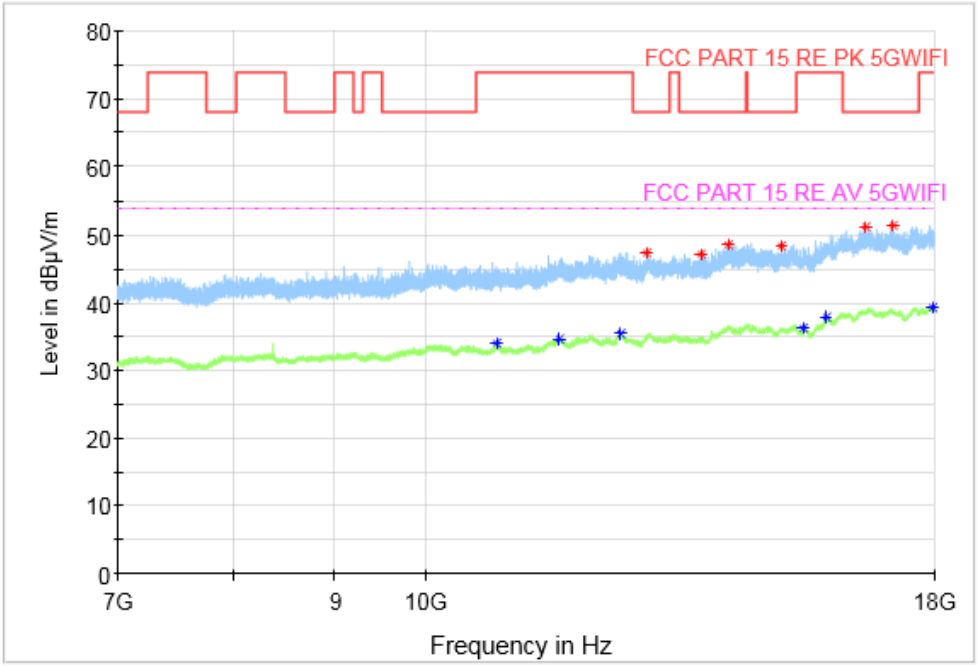

Fig. 68 Transmitter Spurious Emission (802.11a, CH48 5240MHz, 7 GHz-18 GHz)

©Copyright. All rights reserved by SAICT.

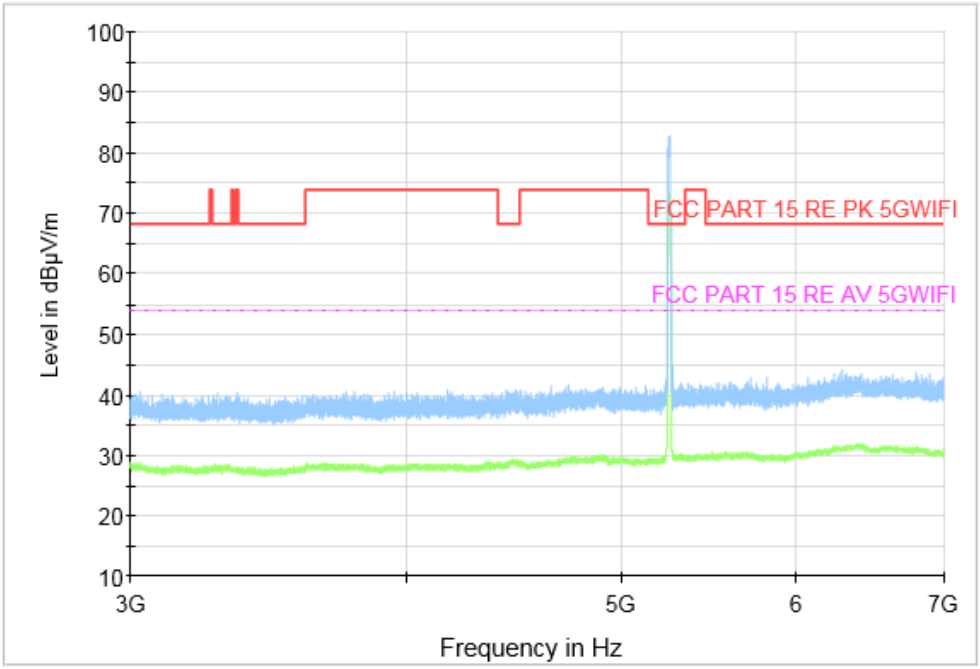

Fig. 69 Transmitter Spurious Emission (802.11a, CH52 5260MHz, 3 GHz-7 GHz)

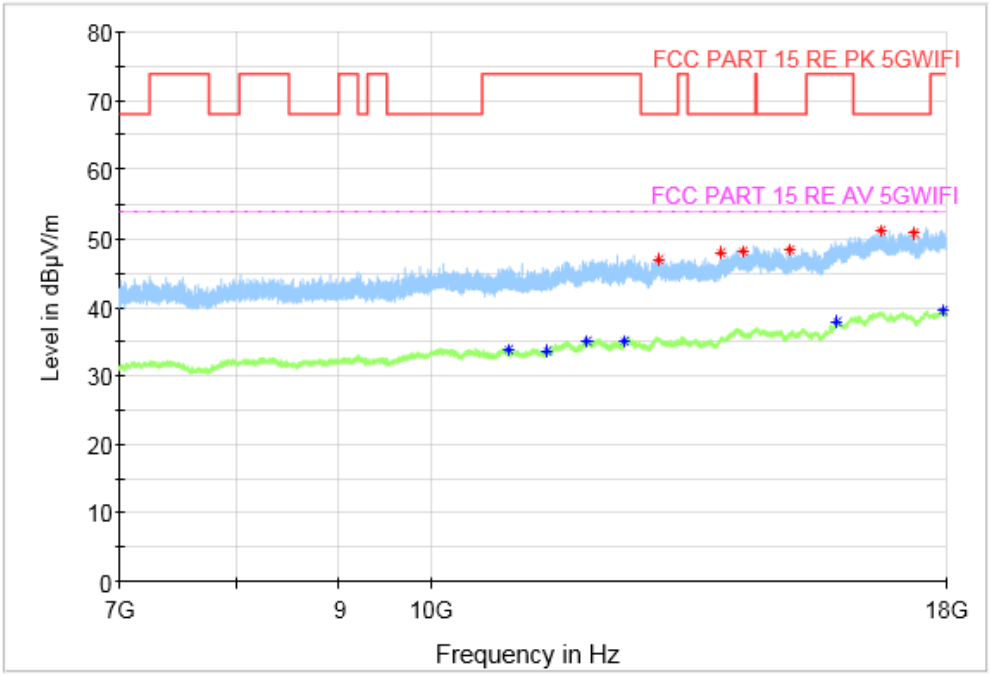

Fig. 70 Transmitter Spurious Emission (802.11a, CH52 5260MHz, 7 GHz-18 GHz)

©Copyright. All rights reserved by SAICT.

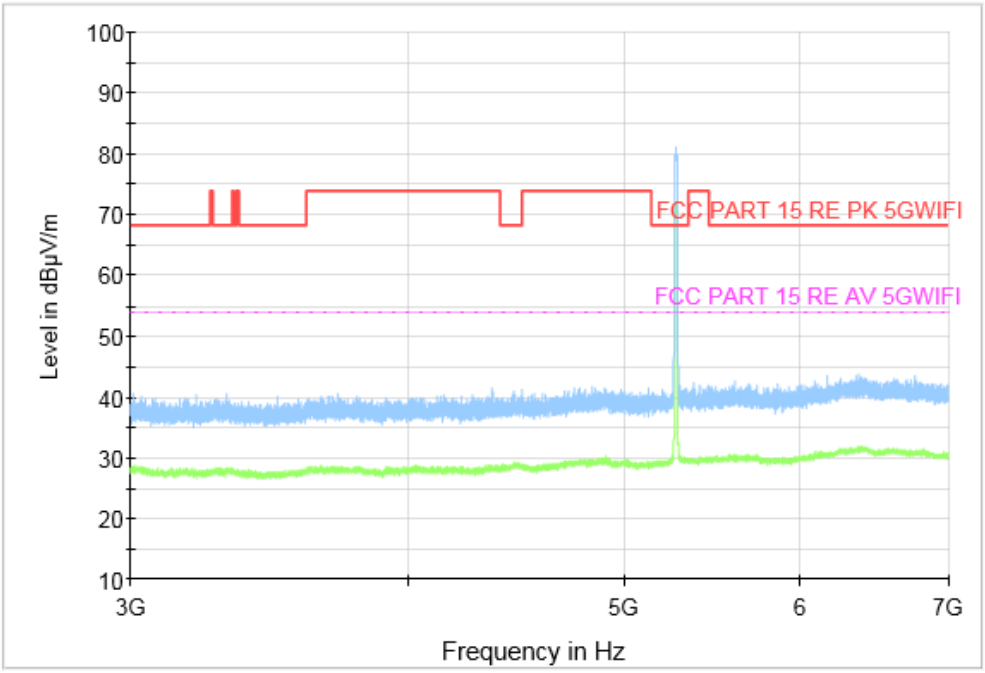

Fig. 71 Transmitter Spurious Emission (802.11a, CH56 5280MHz, 3 GHz-7 GHz)

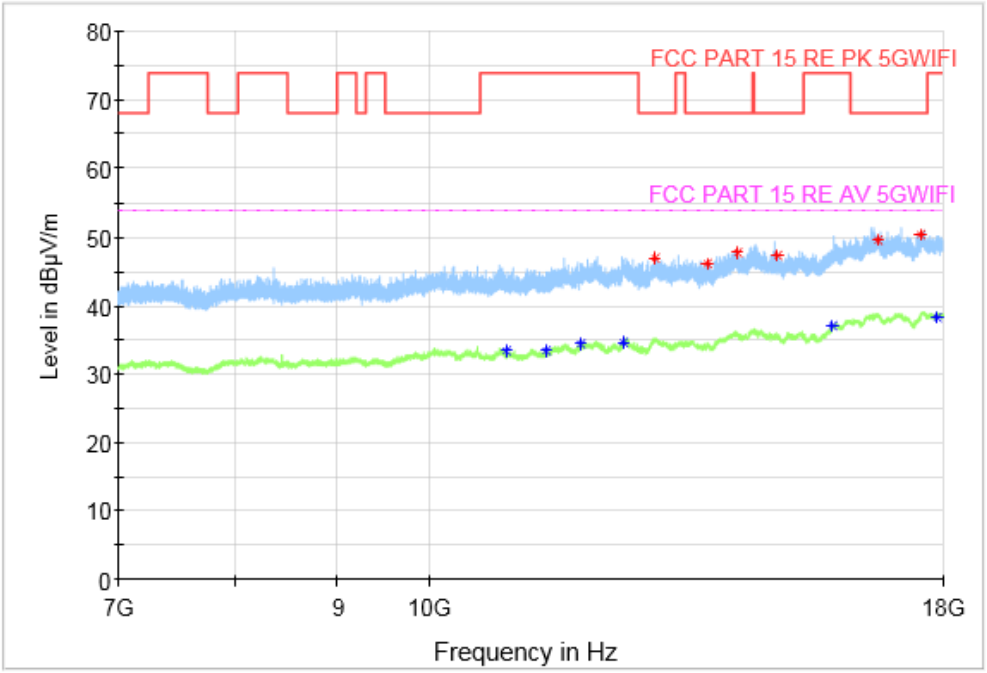

Fig. 72 Transmitter Spurious Emission (802.11a, CH56 5280MHz, 7 GHz-18 GHz)

©Copyright. All rights reserved by SAICT.

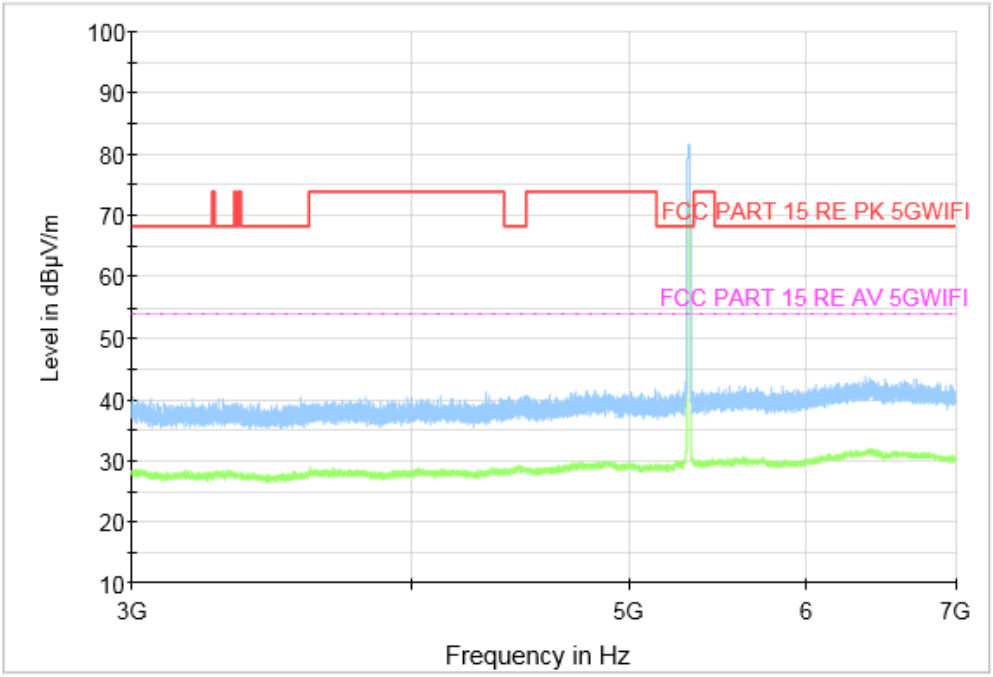

Fig. 73 Transmitter Spurious Emission (802.11a, CH64 5320MHz, 3 GHz-7 GHz)

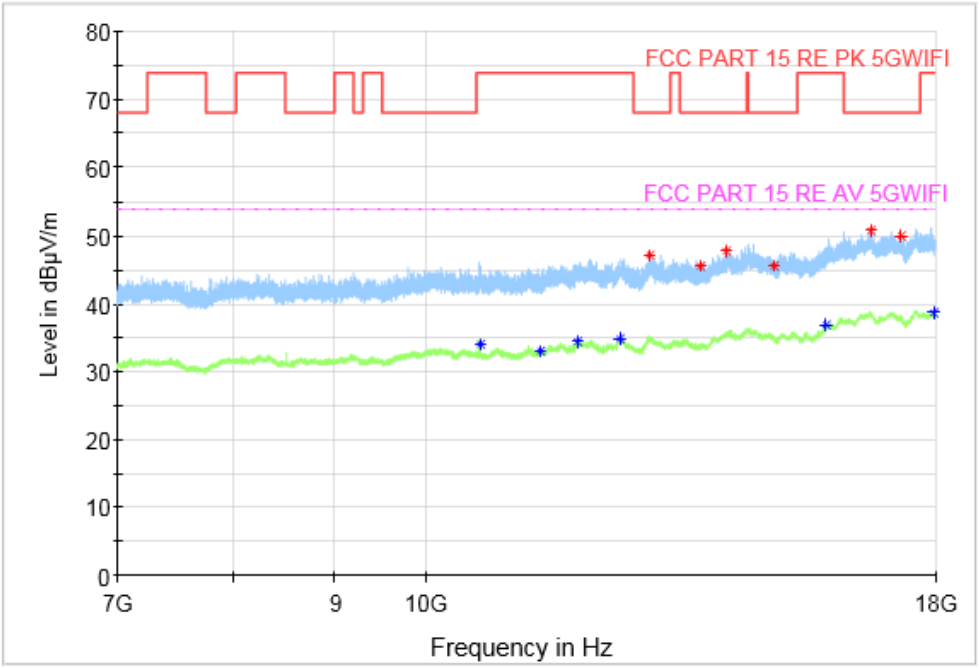

Fig. 74 Transmitter Spurious Emission (802.11a, CH64 5320MHz, 7 GHz-18 GHz)

©Copyright. All rights reserved by SAICT.

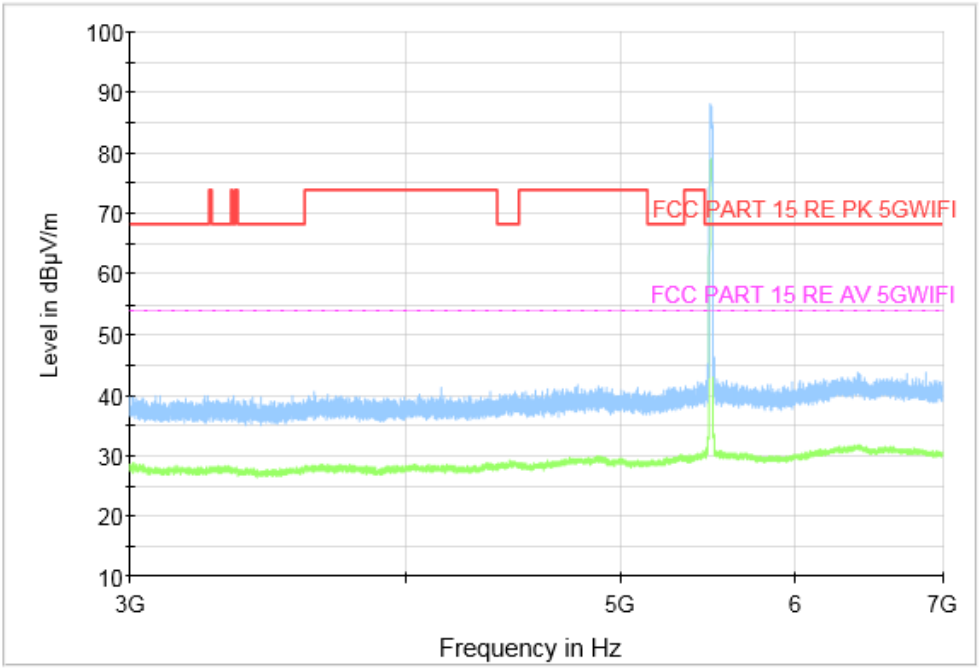

Fig. 75 Transmitter Spurious Emission (802. 11a, CH100 5500MHz, 3 GHz-7 GHz)

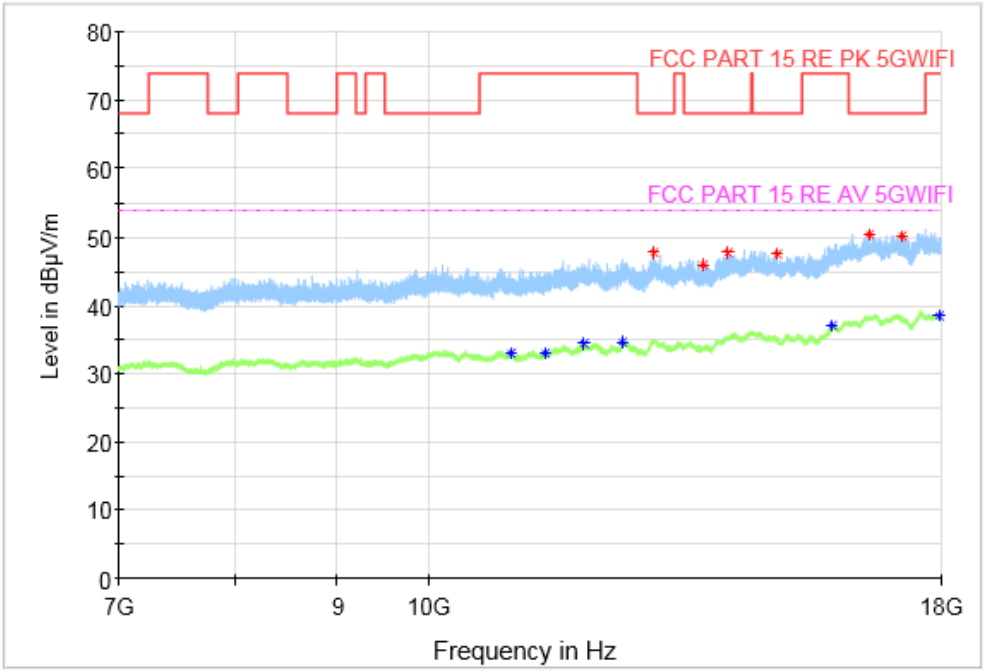

Fig. 76 Transmitter Spurious Emission (802. 11a, CH100 5500MHz, 7 GHz-18 GHz)

©Copyright. All rights reserved by SAICT.

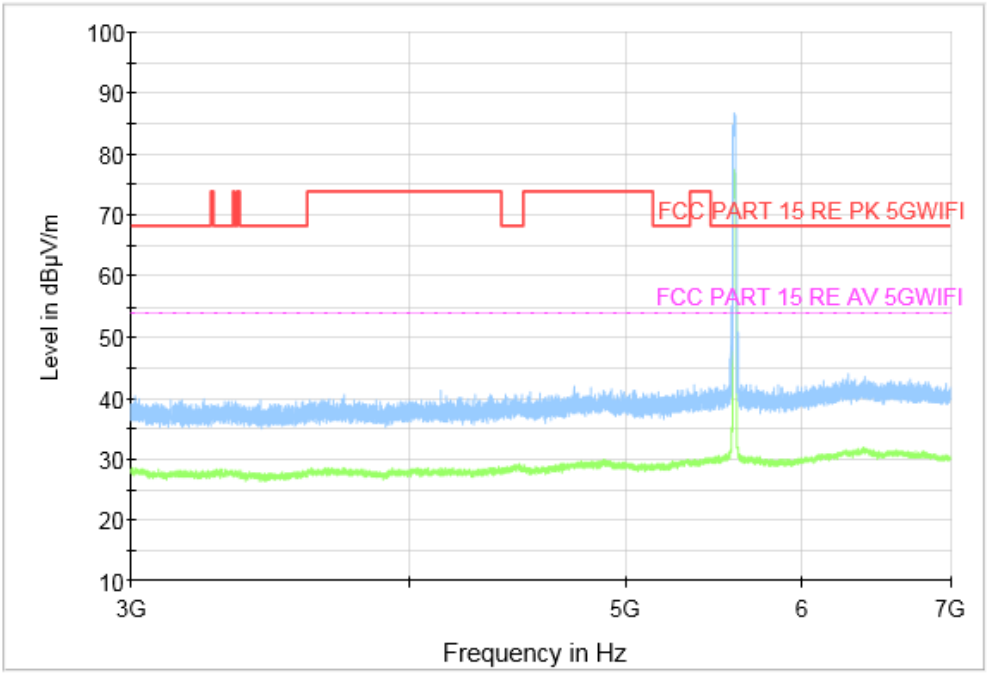

Fig. 77 Transmitter Spurious Emission (802. 11a, CH120 5600MHz, 3 GHz-7 GHz)

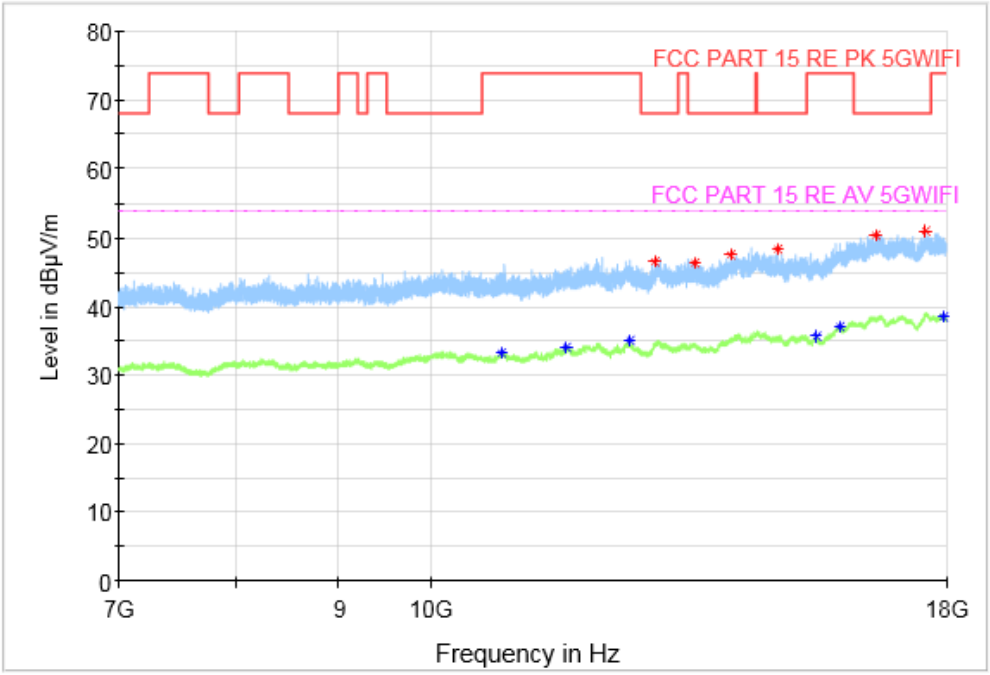

Fig. 78 Transmitter Spurious Emission (802. 11a, CH120 5600MHz, 7 GHz-18 GHz)

©Copyright. All rights reserved by SAICT.

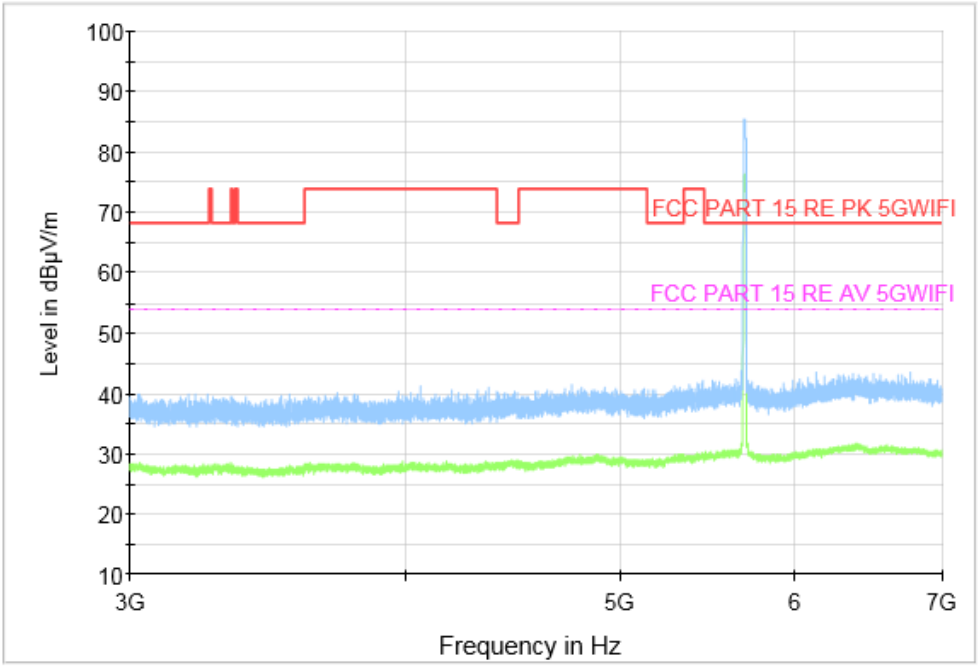

Fig. 79 Transmitter Spurious Emission (802. 11a, CH140 5700MHz, 3 GHz-7 GHz)

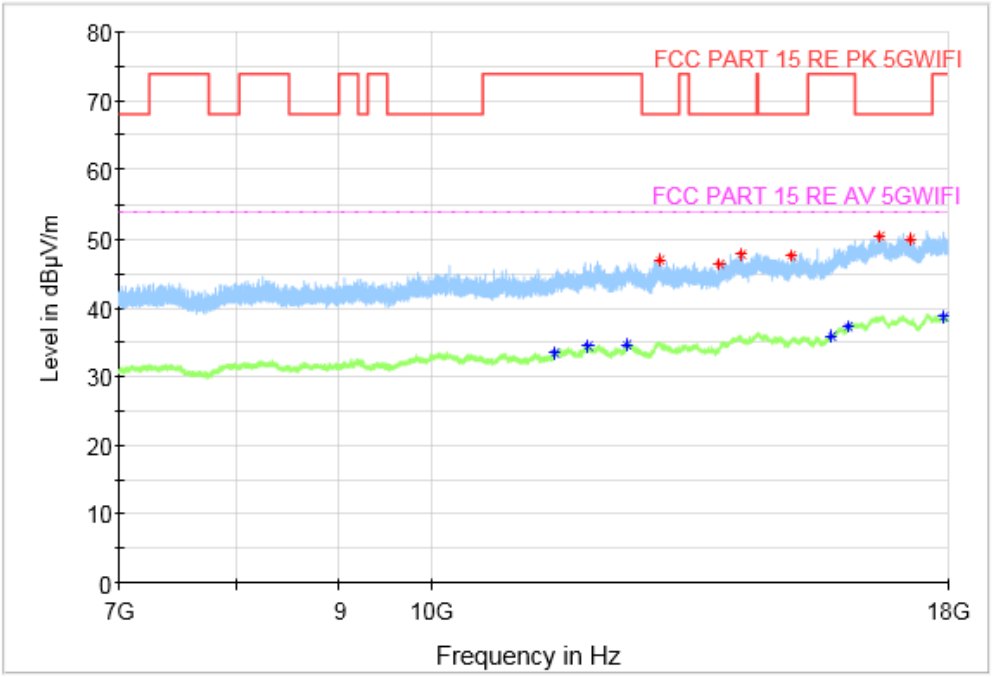

Fig. 80 Transmitter Spurious Emission (802. 11a, CH140 5700MHz, 7 GHz-18 GHz)

©Copyright. All rights reserved by SAICT.

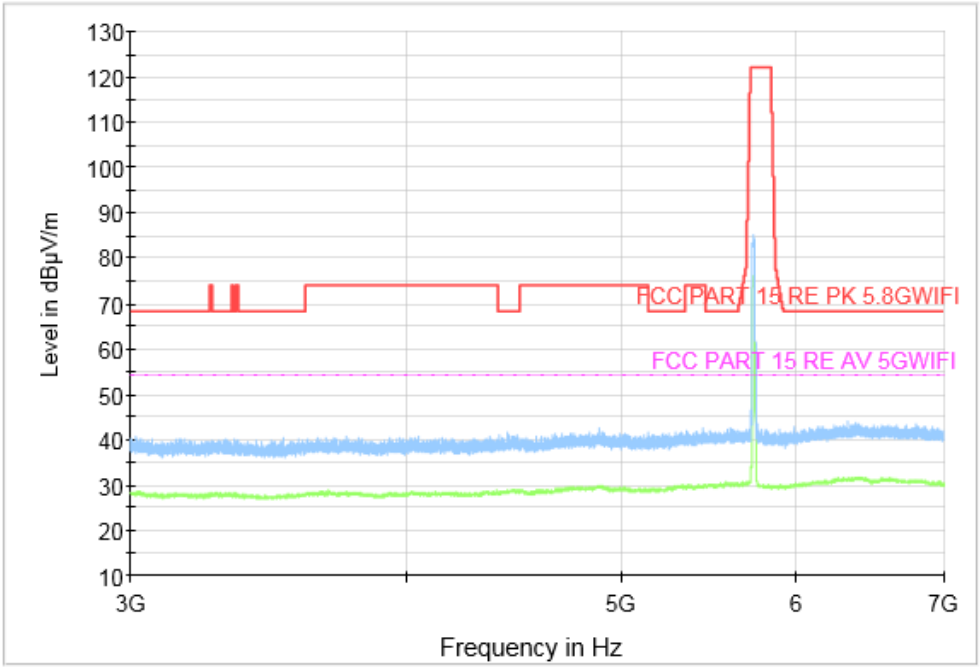

Fig. 81 Transmitter Spurious Emission (802. 11a, CH149 5745MHz, 3 GHz-7 GHz)

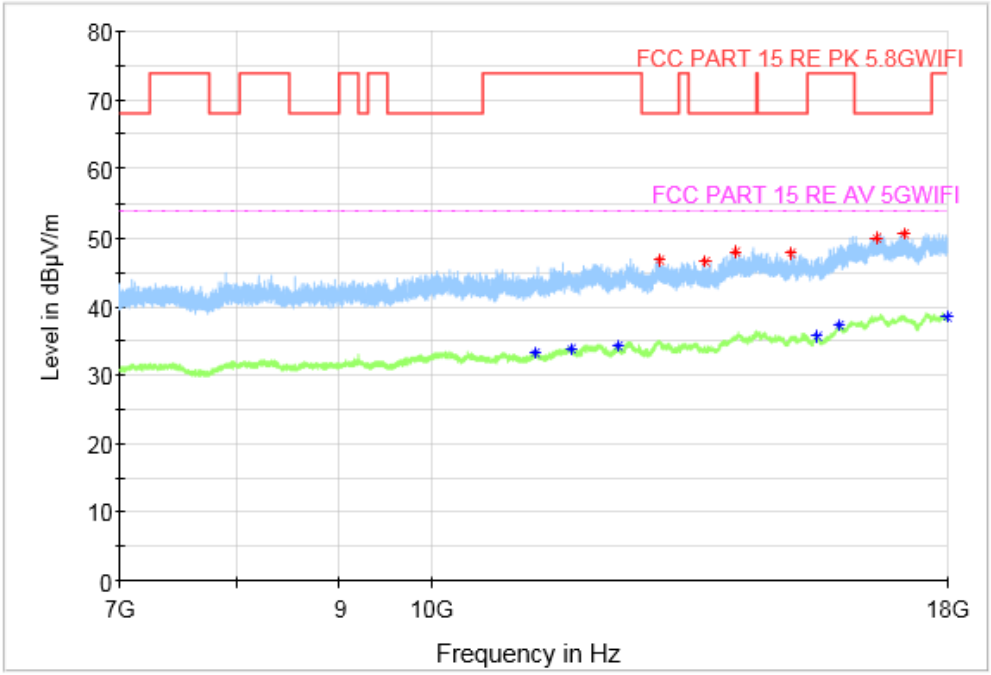

Fig. 82 Transmitter Spurious Emission (802. 11a, CH149 5745MHz, 7 GHz-18 GHz)

©Copyright. All rights reserved by SAICT.

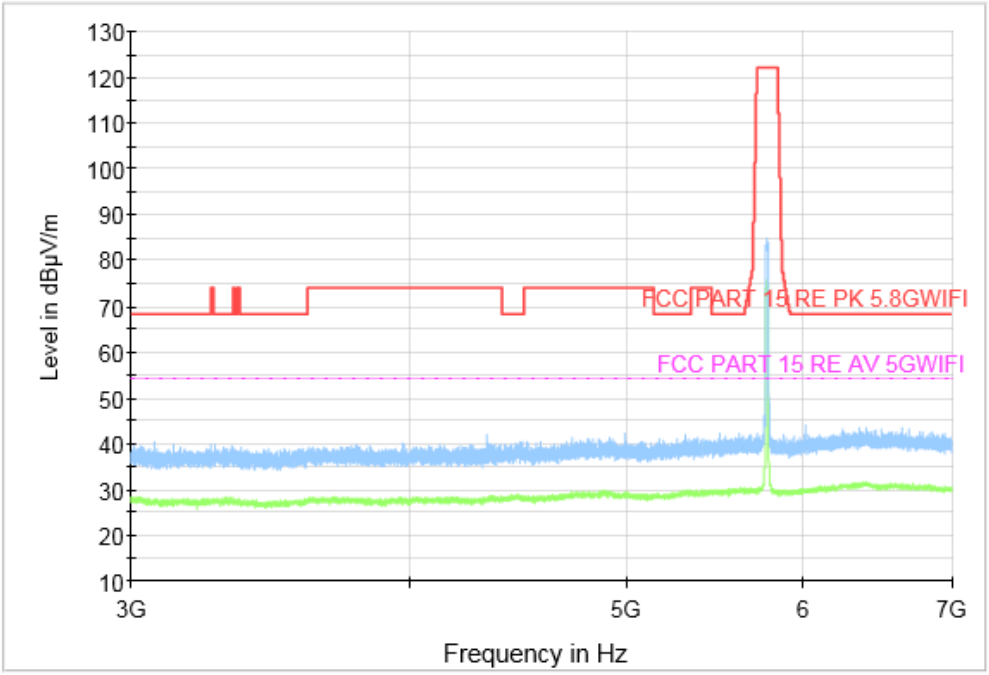

Fig. 83 Transmitter Spurious Emission (802. 11a, CH157 5785MHz, 3 GHz-7 GHz)

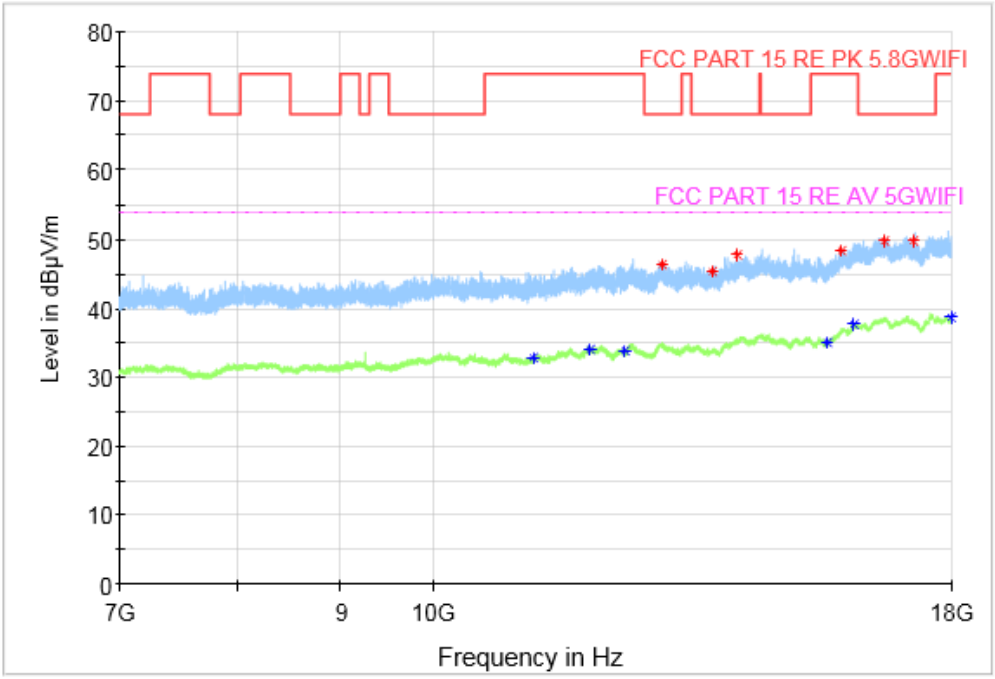

Fig. 84 Transmitter Spurious Emission (802. 11a, CH157 5785MHz, 7 GHz-18 GHz)

©Copyright. All rights reserved by SAICT.

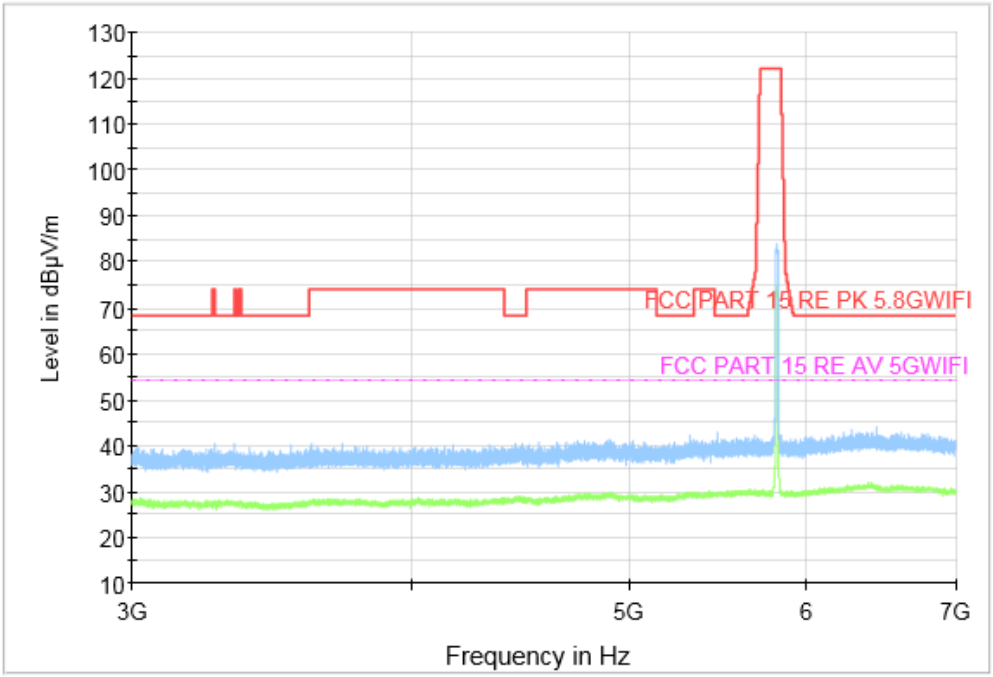

Fig. 85 Transmitter Spurious Emission (802. 11a, CH165 5825MHz, 3 GHz-7 GHz)

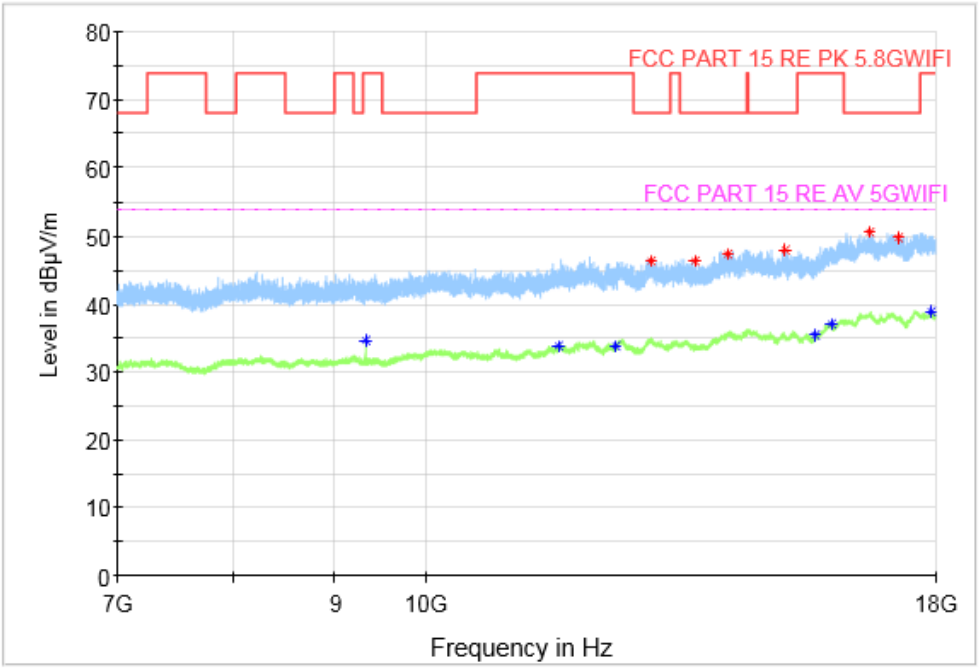

Fig. 86 Transmitter Spurious Emission (802. 11a, CH165 5825MHz, 7 GHz-18 GHz)

©Copyright. All rights reserved by SAICT.

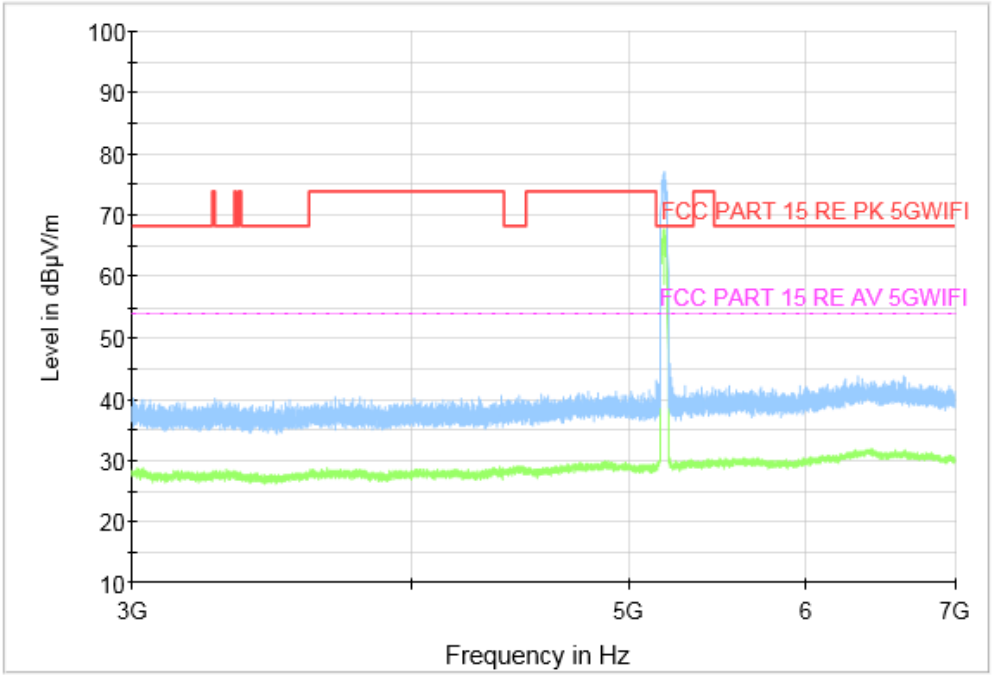

Fig. 87 Transmitter Spurious Emission (802.11n-HT40, CH38 5190MHz, 3 GHz-7 GHz)

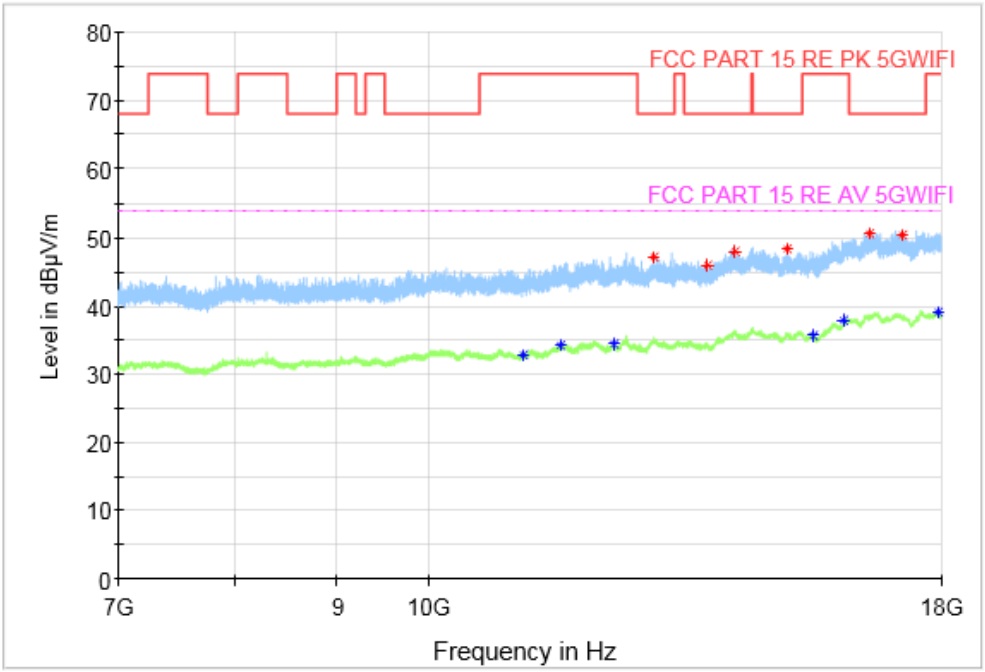

Fig. 88 Transmitter Spurious Emission (802.11n-HT40, CH38 5190MHz, 7 GHz-18 GHz)

©Copyright. All rights reserved by SAICT.

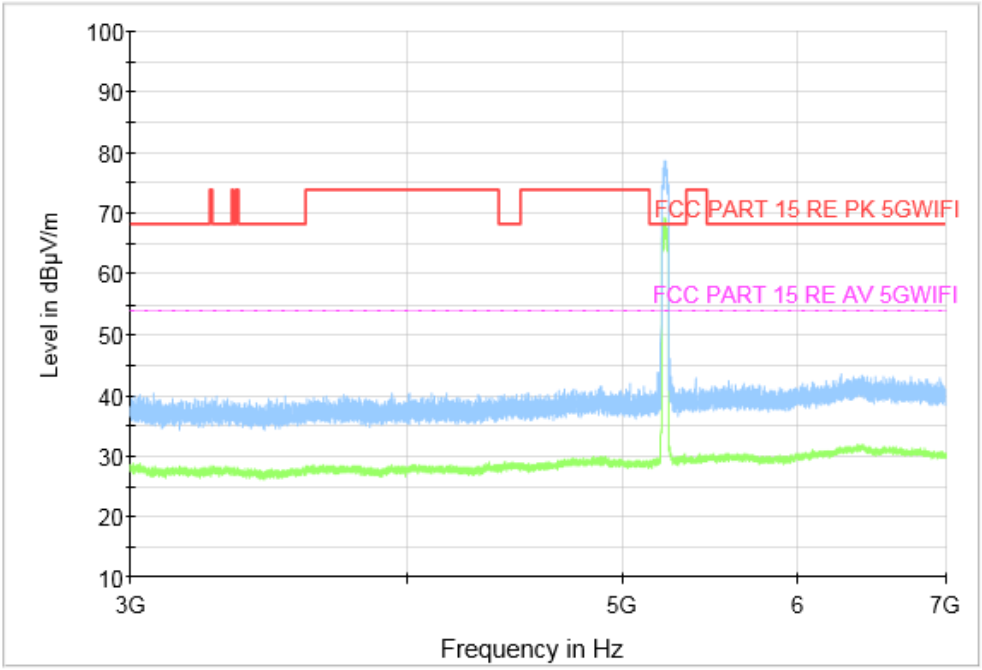

Fig. 89 Transmitter Spurious Emission (802.11n-HT40, CH46 5230MHz, 3 GHz-7 GHz)

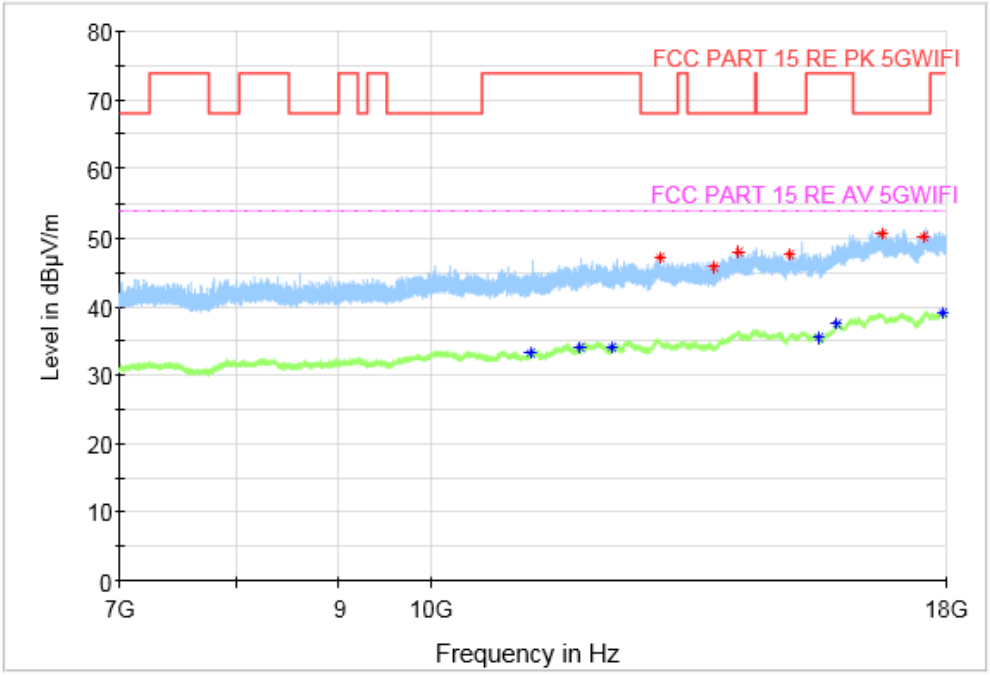

Fig. 90 Transmitter Spurious Emission (802.11n-HT40, CH46 5230MHz, 7 GHz-18 GHz)

©Copyright. All rights reserved by SAICT.

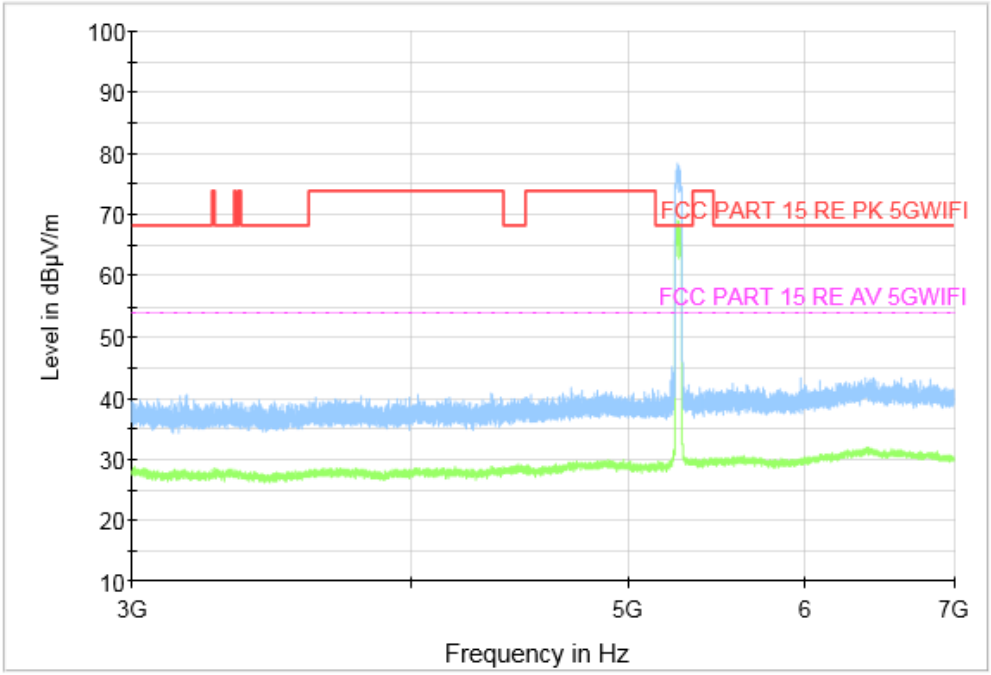

Fig. 91 Transmitter Spurious Emission (802.11n-HT40, CH54 5270MHz, 3 GHz-7 GHz)

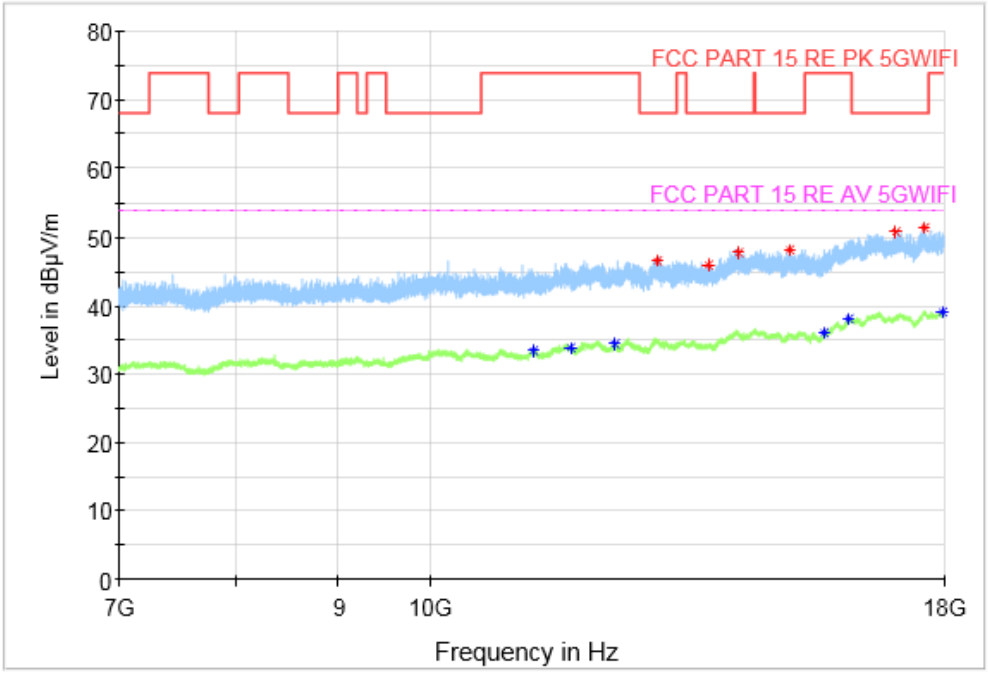

Fig. 92 Transmitter Spurious Emission (802.11n-HT40, CH54 5270MHz, 7 GHz-18 GHz)

©Copyright. All rights reserved by SAICT.

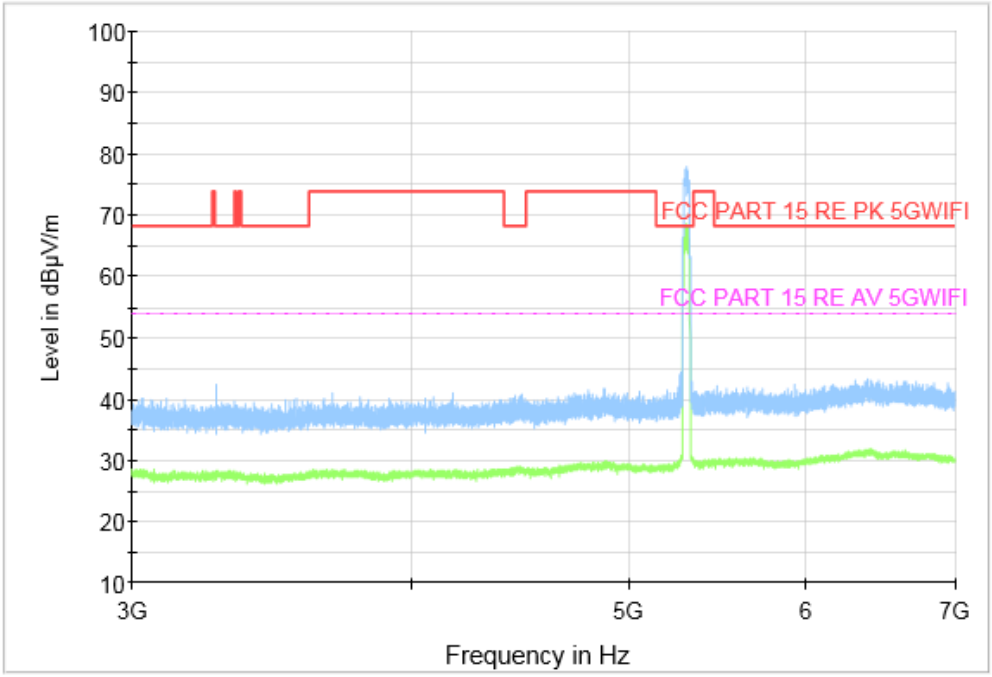

Fig. 93 Transmitter Spurious Emission (802.11n-HT40, CH62 5310MHz, 3 GHz-7 GHz)

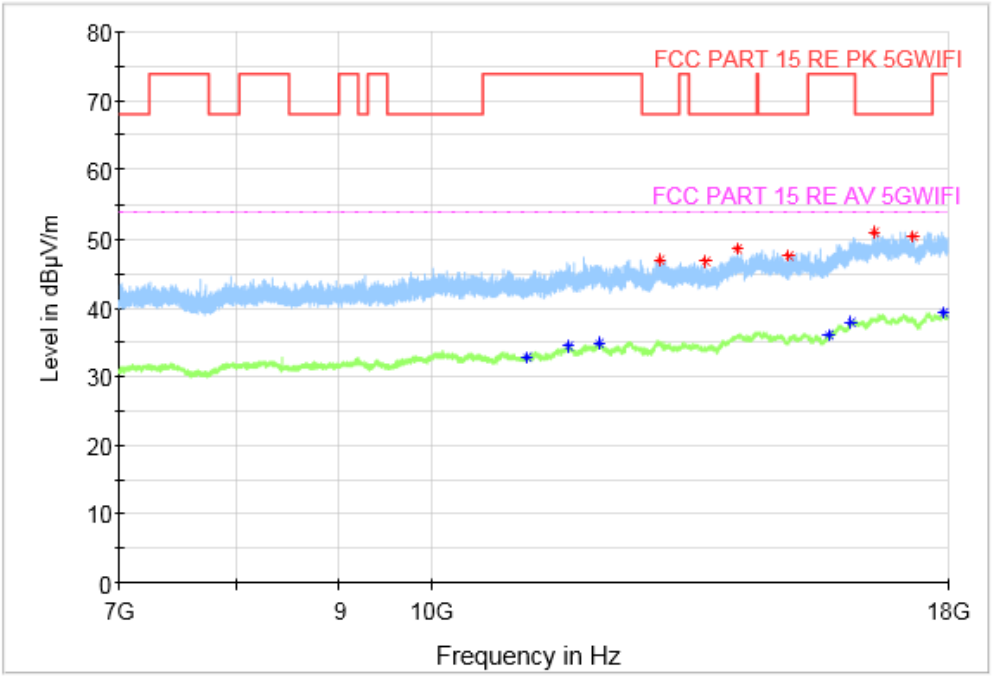

Fig. 94 Transmitter Spurious Emission (802.11n-HT40, CH62 5310MHz, 7 GHz-18 GHz)

©Copyright. All rights reserved by SAICT.

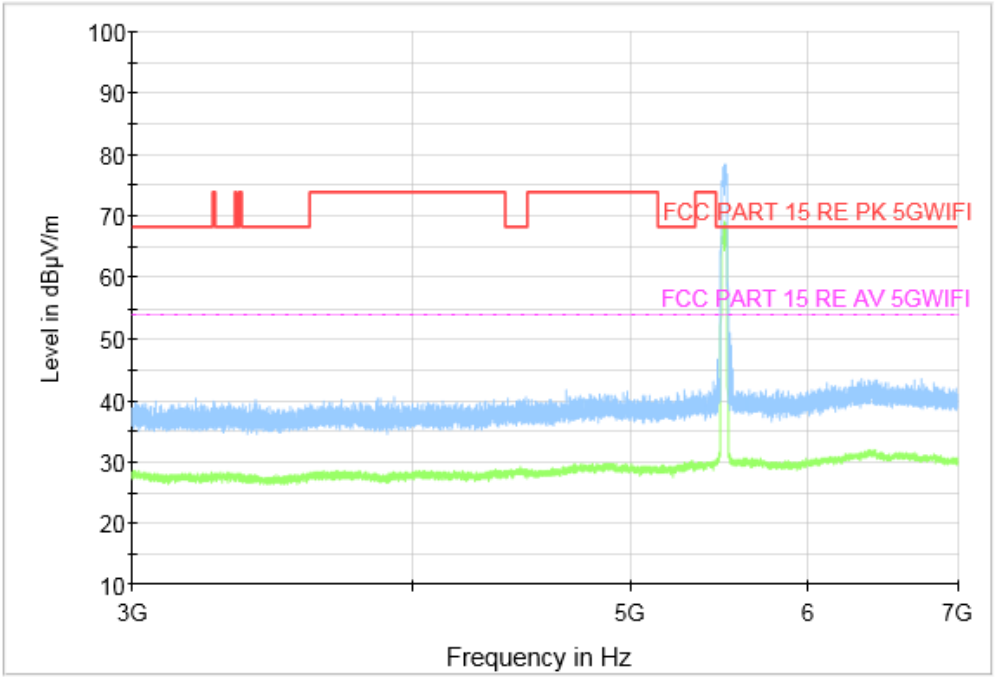

Fig. 95 Transmitter Spurious Emission (802. 11n-HT40, CH102 5510MHz, 3 GHz-7 GHz)

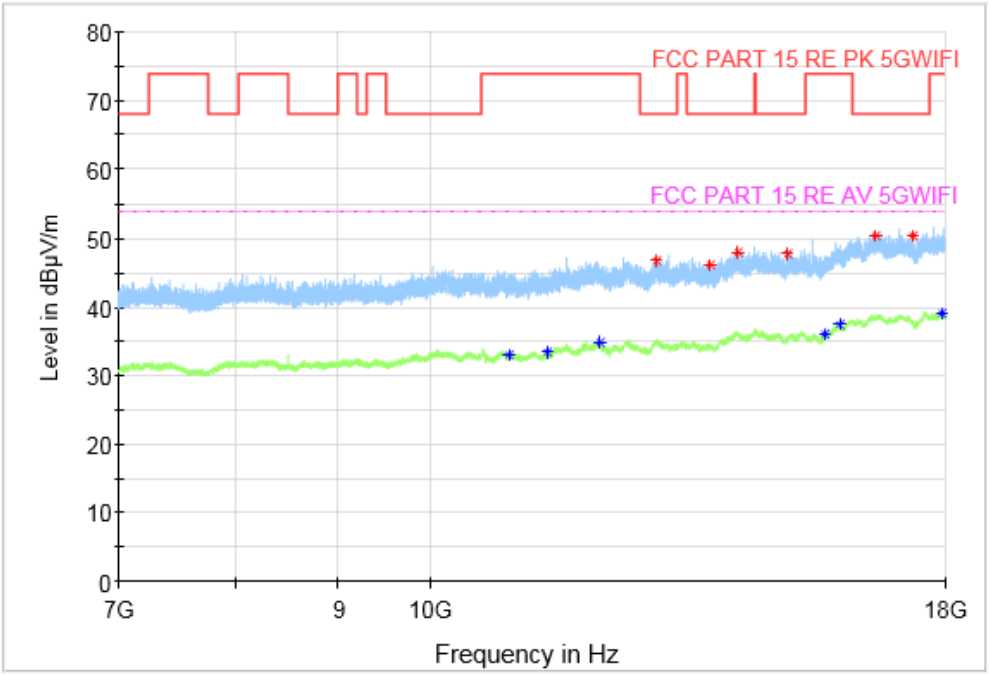

Fig. 96 Transmitter Spurious Emission (802. 11n-HT40, CH102 5510MHz, 7 GHz-18 GHz)

©Copyright. All rights reserved by SAICT.

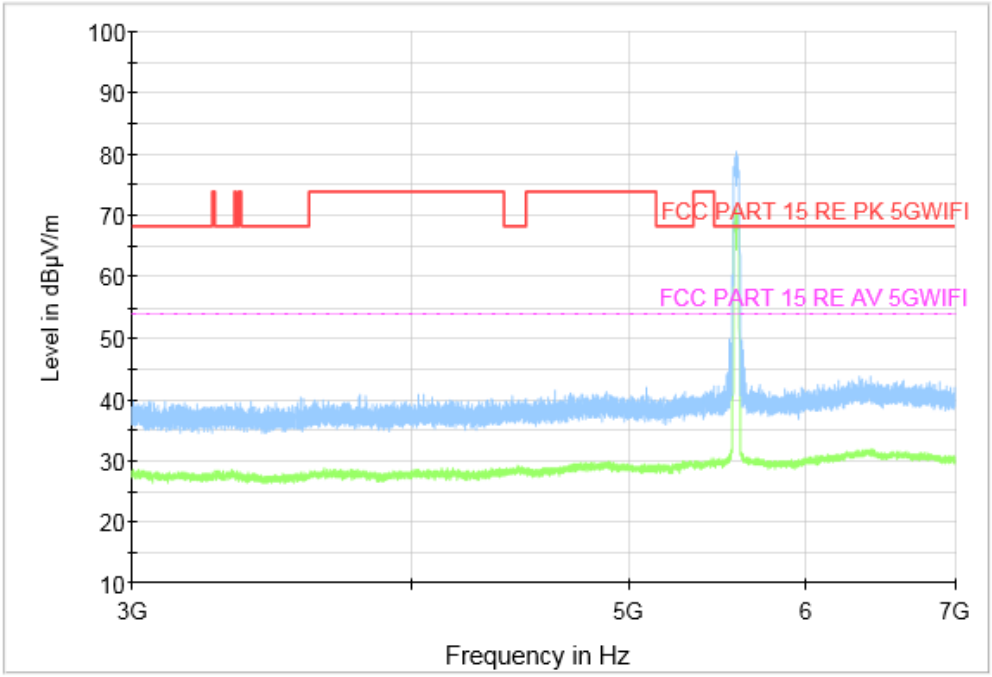

Fig. 97 Transmitter Spurious Emission (802. 11n-HT40, CH118 5580MHz, 3 GHz-7 GHz)

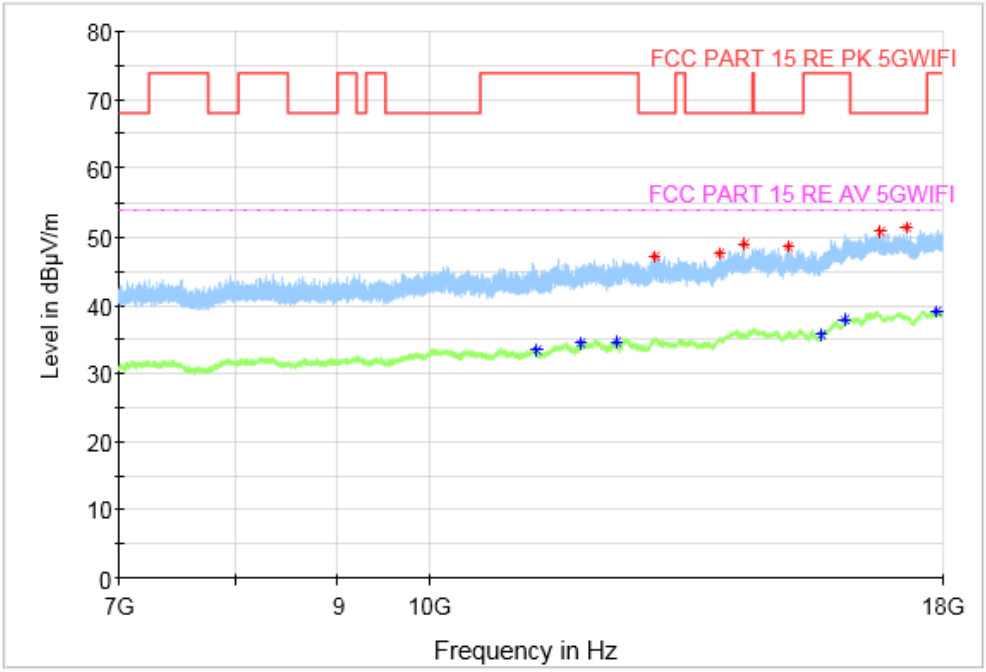

Fig. 98 Transmitter Spurious Emission (802. 11n-HT40, CH118 5580MHz, 7 GHz-18 GHz)

©Copyright. All rights reserved by SAICT.

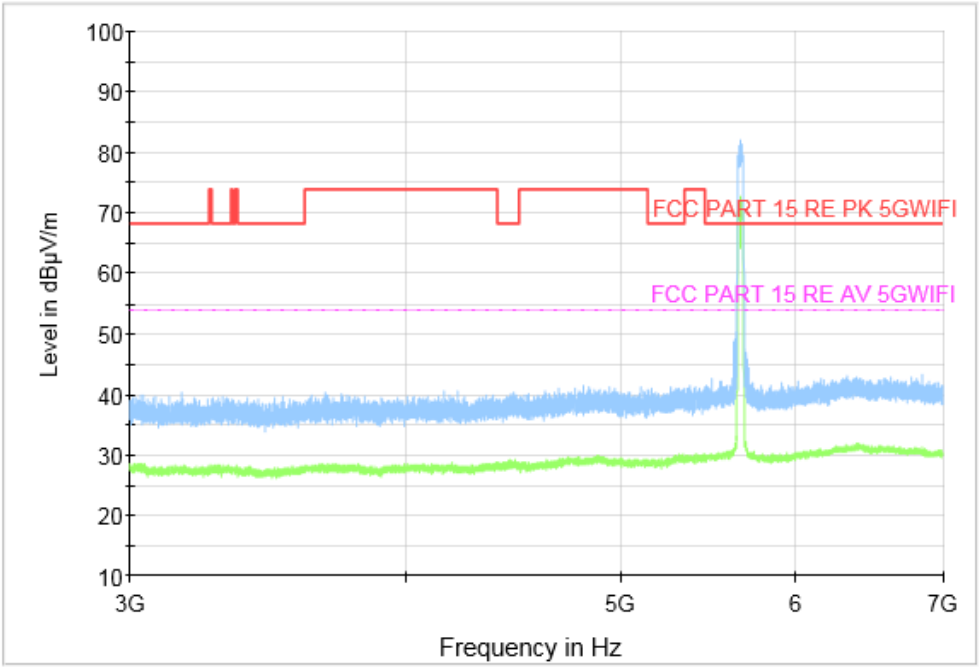

Fig. 99 Transmitter Spurious Emission (802. 11n-HT40, CH134 5670MHz, 3 GHz-7 GHz)

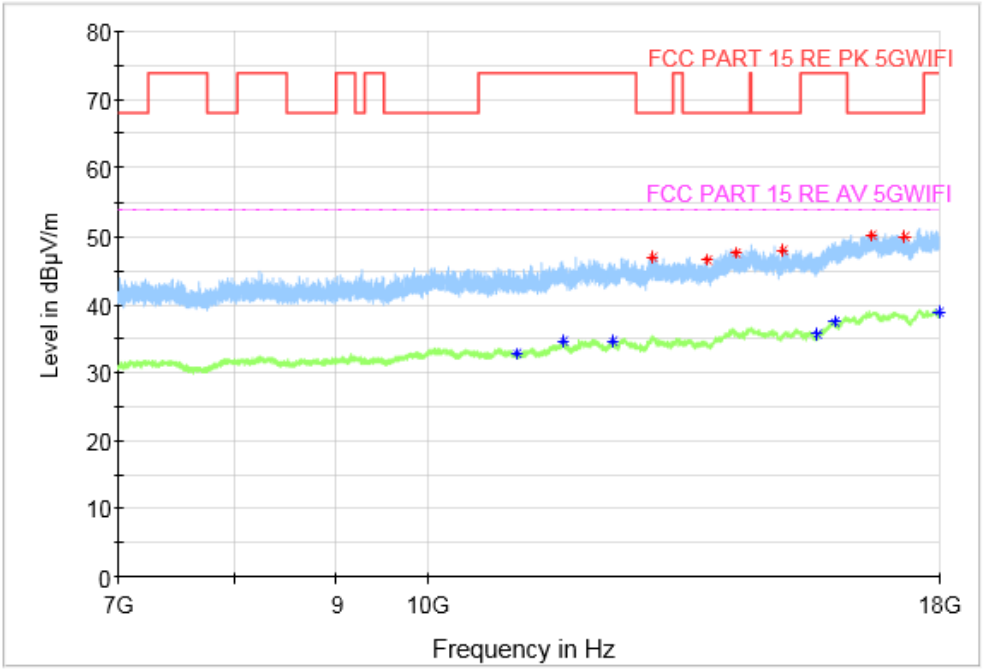

Fig. 100 Transmitter Spurious Emission (802. 11n-HT40, CH134 5670MHz, 7 GHz-18 GHz)

©Copyright. All rights reserved by SAICT.

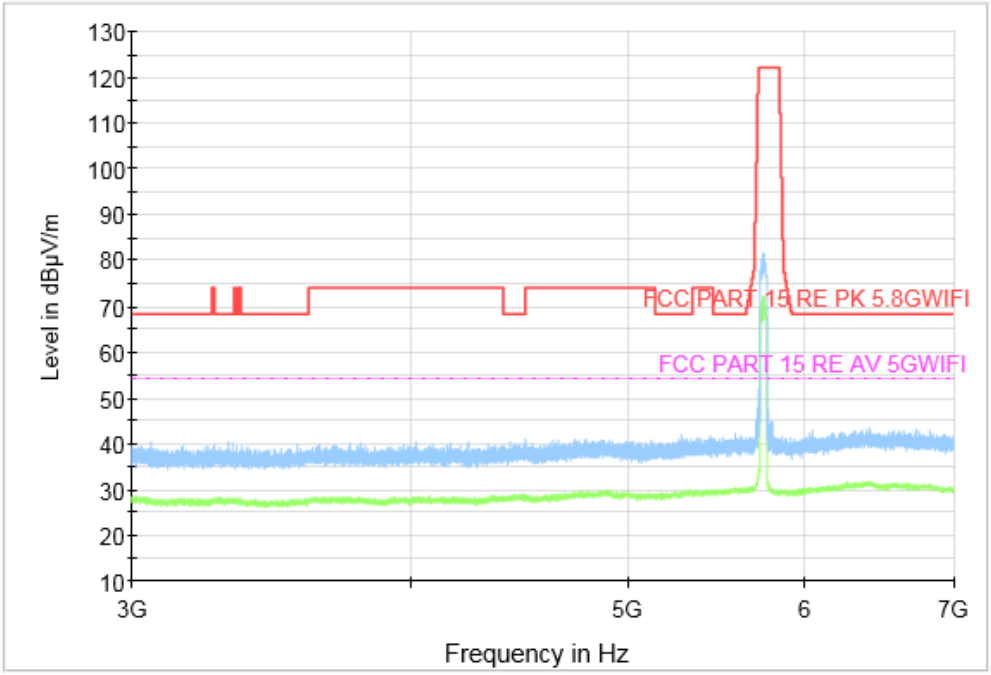

Fig. 101 Transmitter Spurious Emission (802. 11n-HT40, CH151 5755MHz, 3 GHz-7 GHz)

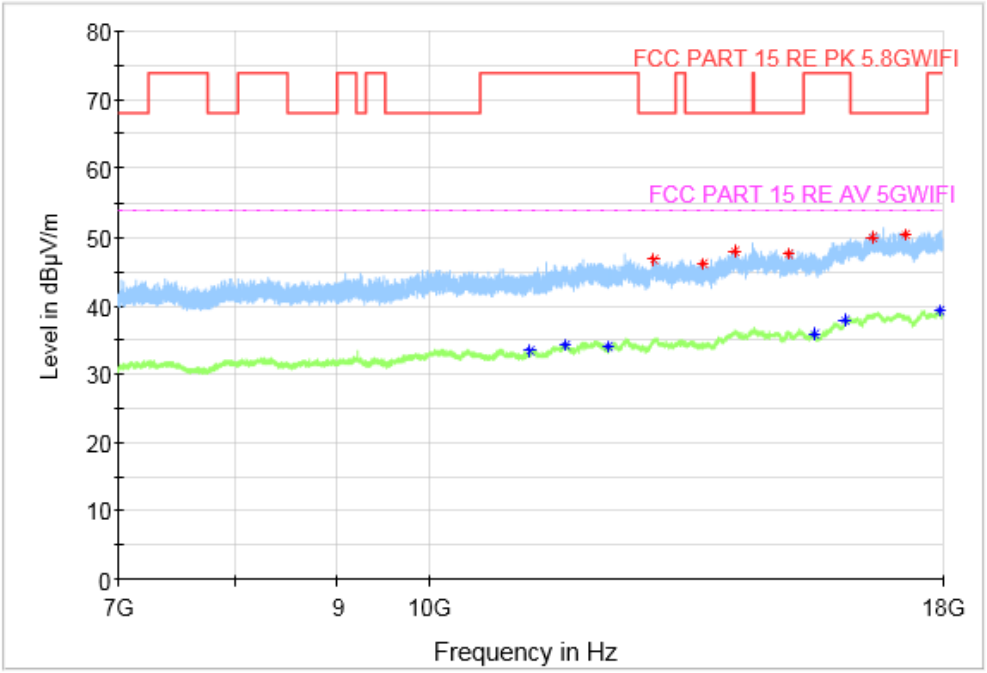

Fig. 102 Transmitter Spurious Emission (802. 11n-HT40, CH151 5755MHz, 7 GHz-18 GHz)

©Copyright. All rights reserved by SAICT.

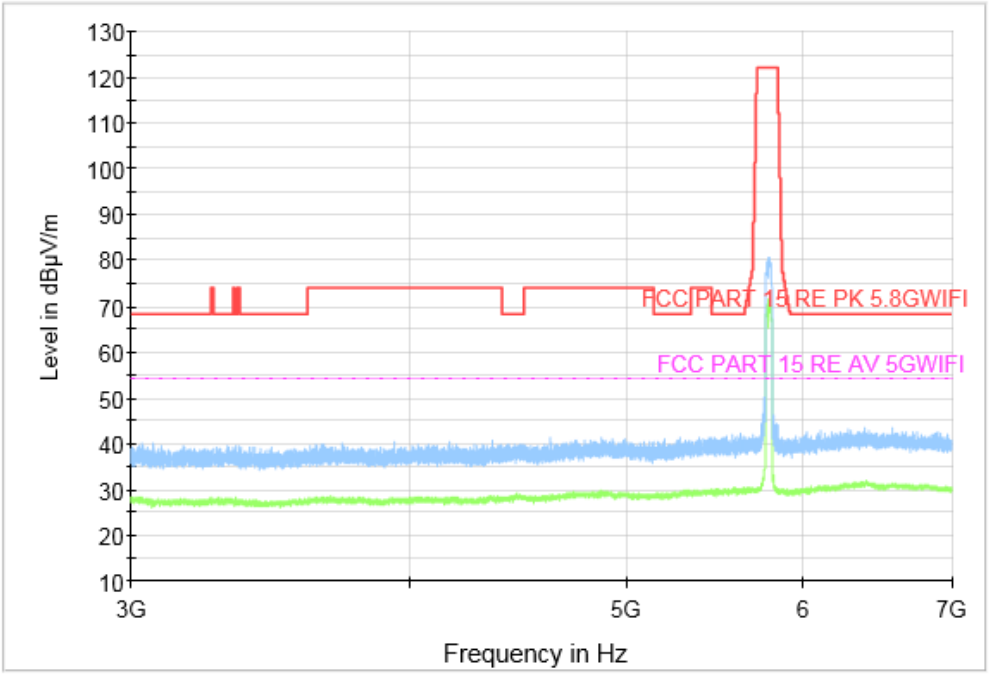

Fig. 103 Transmitter Spurious Emission (802. 11n-HT40, CH159 5795MHz, 3 GHz-7 GHz)

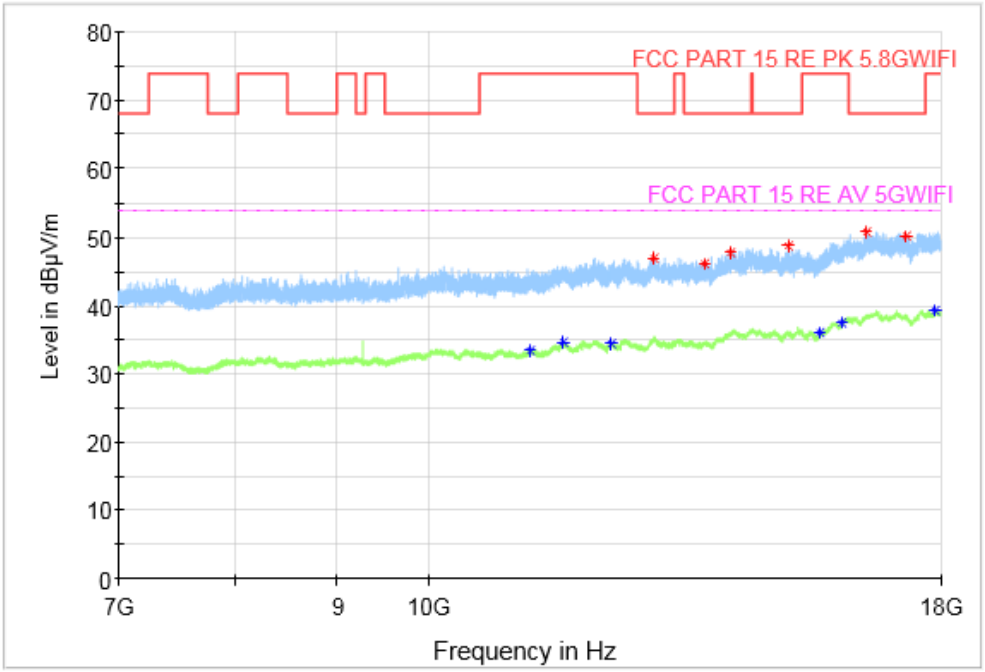

Fig. 104 Transmitter Spurious Emission (802. 11n-HT40, CH159 5795MHz, 7 GHz-18 GHz)

©Copyright. All rights reserved by SAICT.

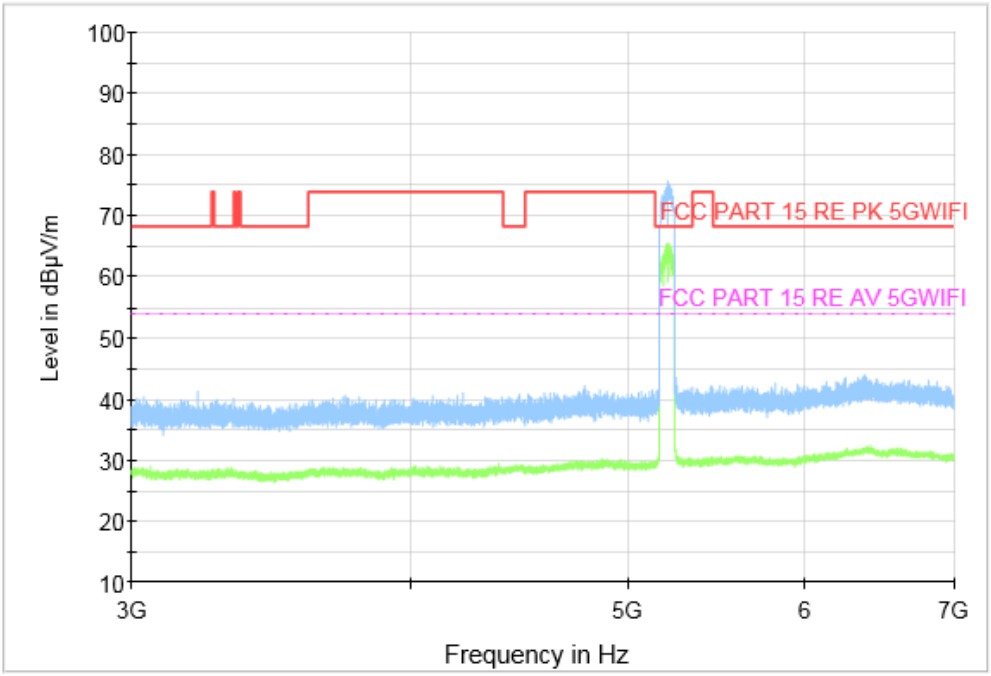

Fig. 105 Transmitter Spurious Emission (802. 11ac-VHT80, CH42 5210MHz, 3 GHz-7 GHz)

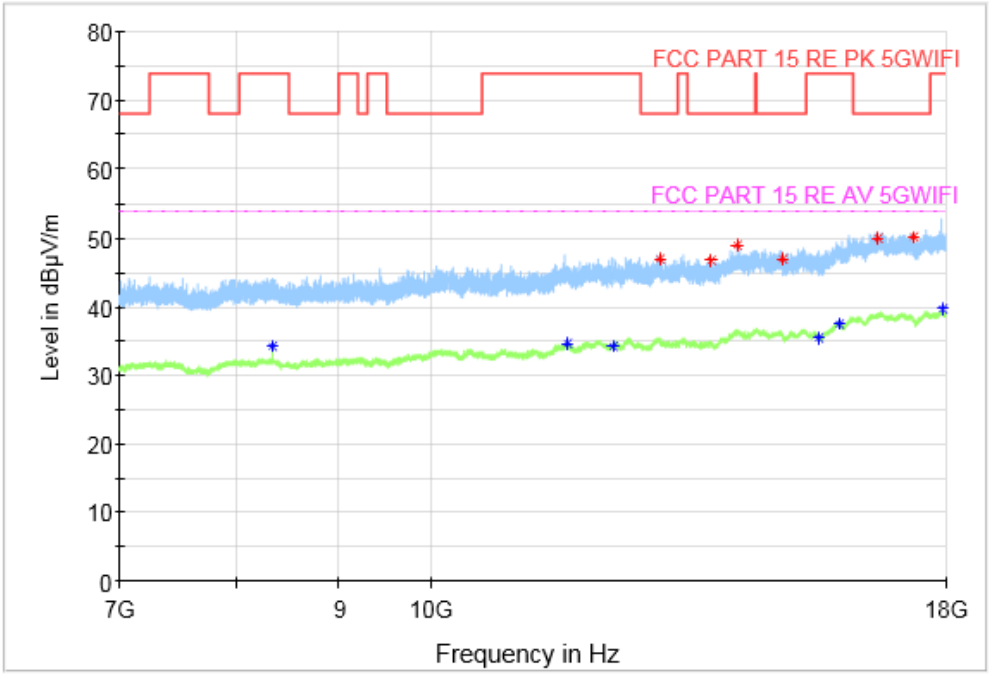

Fig. 106 Transmitter Spurious Emission (802. 11ac-VHT80, CH42 5210MHz, 7 GHz-18 GHz)

©Copyright. All rights reserved by SAICT.

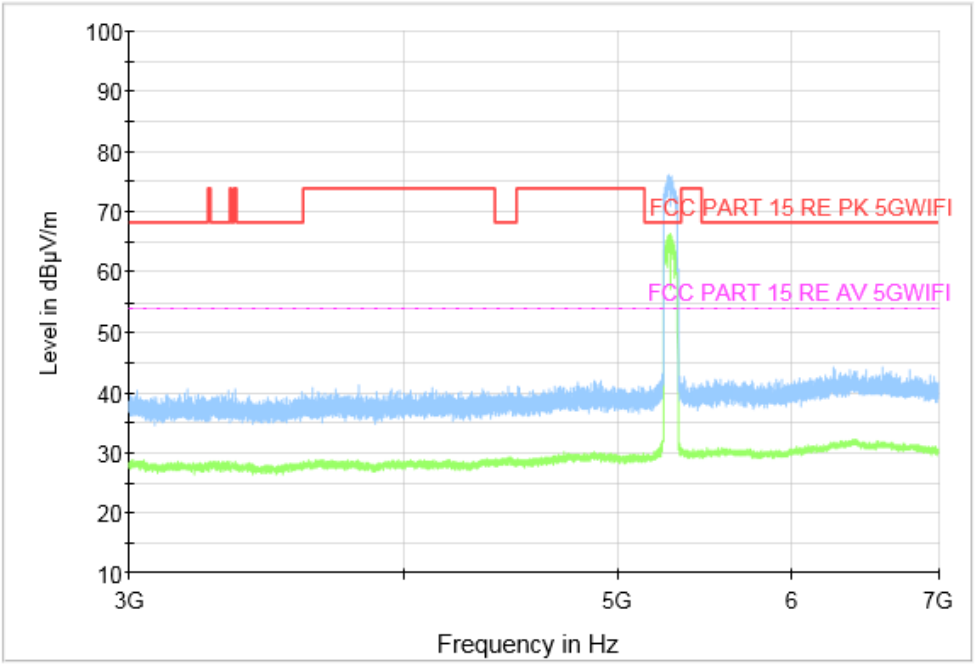

Fig. 107 Transmitter Spurious Emission (802. 11ac-VHT80, CH58 5290MHz, 3 GHz-7 GHz)

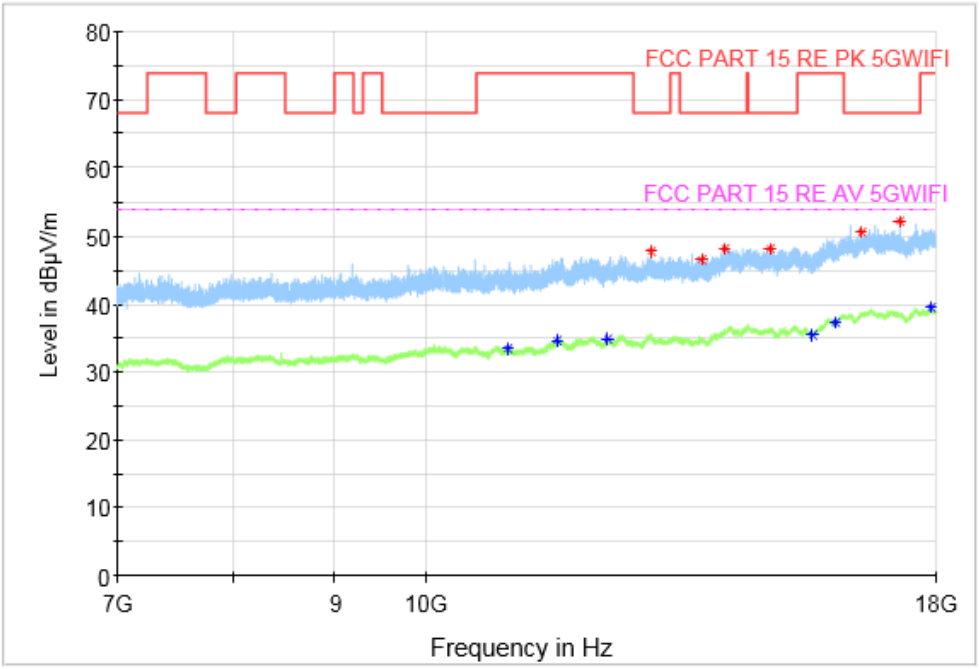

Fig. 108 Transmitter Spurious Emission (802. 11ac-VHT80, CH58 5290MHz, 7 GHz-18 GHz)

©Copyright. All rights reserved by SAICT.

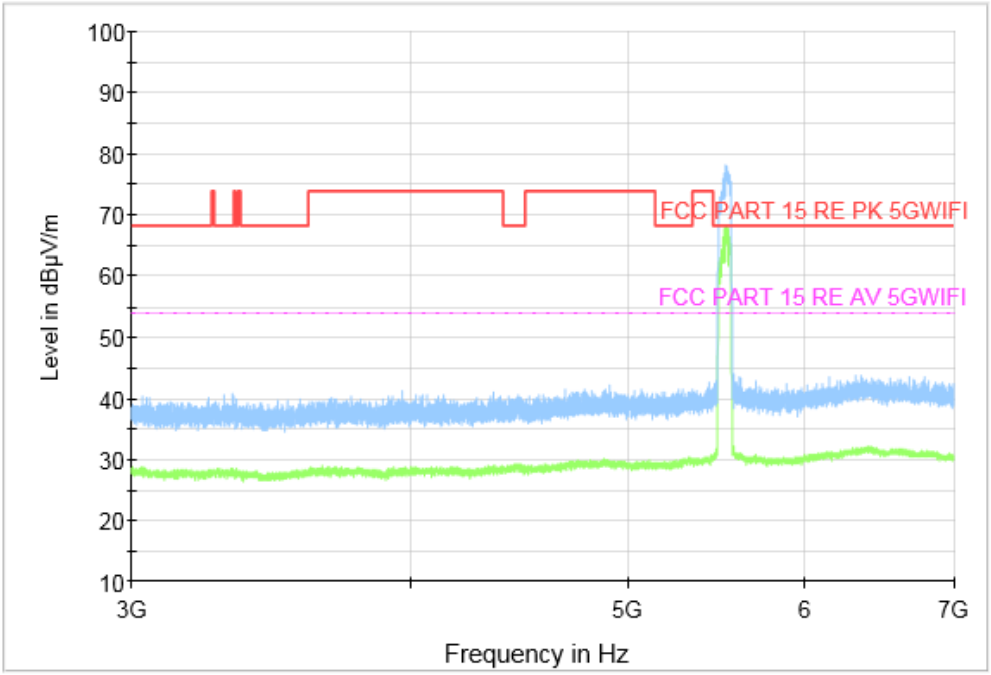

Fig. 109 Transmitter Spurious Emission (802. 11ac-VHT80, CH106 5530MHz, 3 GHz-7 GHz)

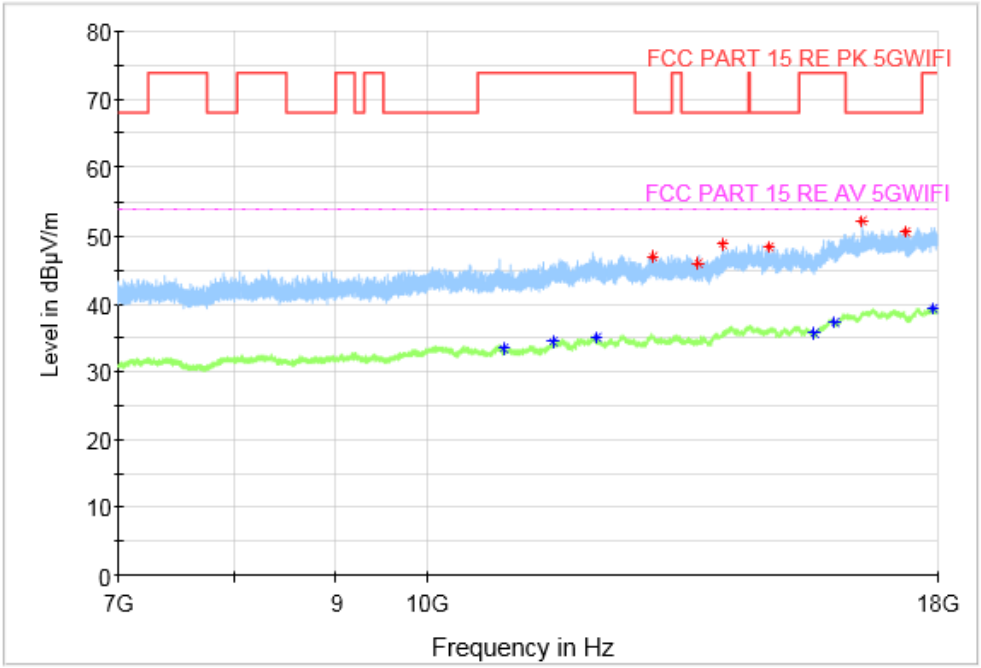

Fig. 110 Transmitter Spurious Emission (802. 11ac-VHT80, CH106 5530MHz, 7 GHz-18 GHz)

©Copyright. All rights reserved by SAICT.

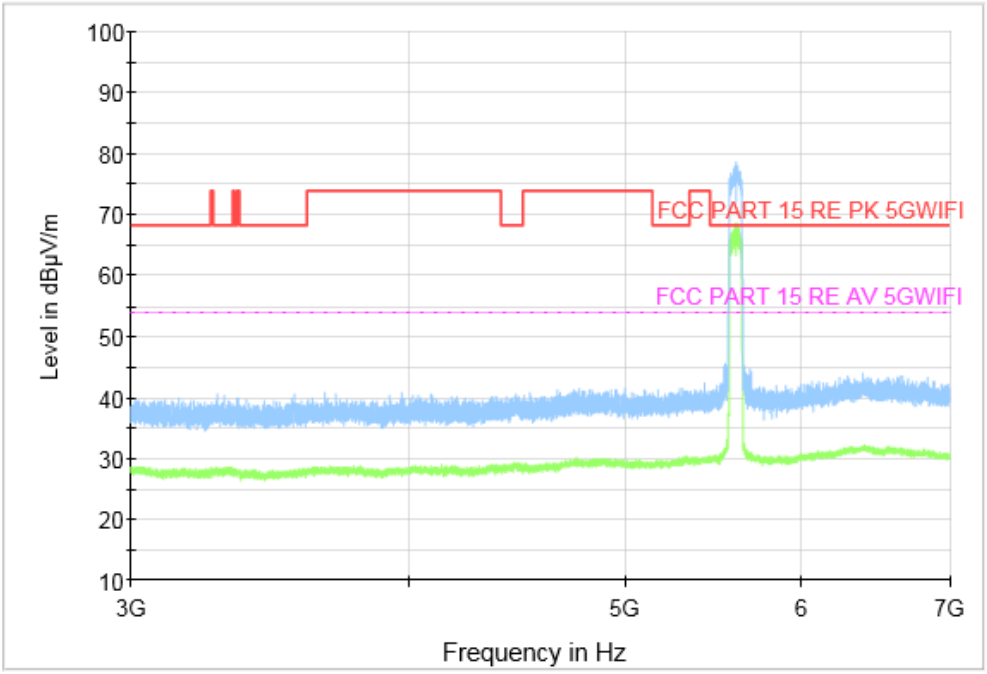

Fig. 111 Transmitter Spurious Emission (802. 11ac-VHT80, CH122 5610MHz, 3 GHz-7 GHz)

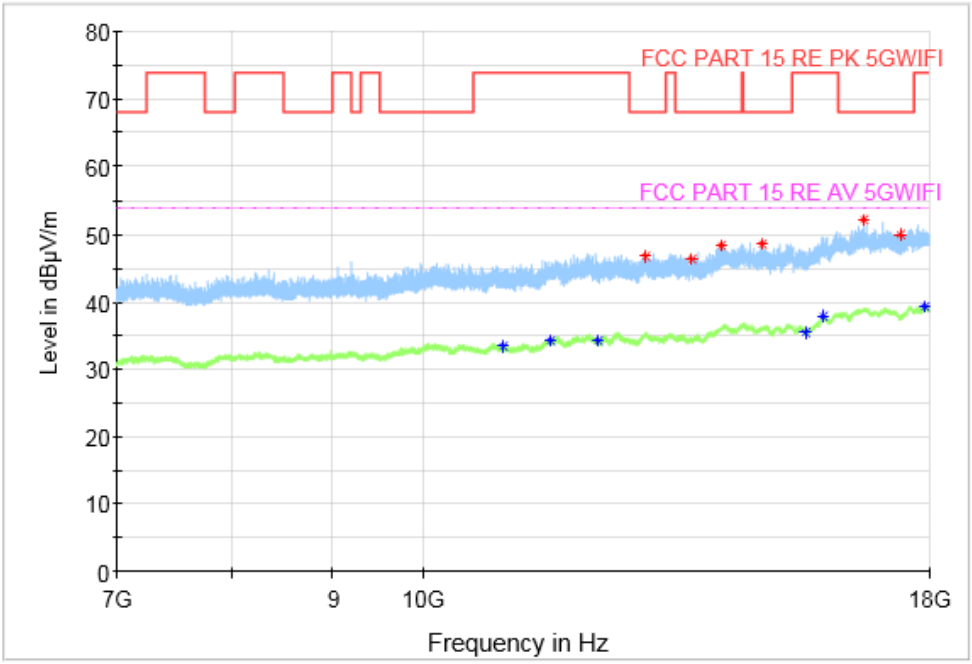

Fig. 112 Transmitter Spurious Emission (802. 11ac-VHT80, CH122 5610MHz, 7 GHz-18 GHz)

©Copyright. All rights reserved by SAICT.

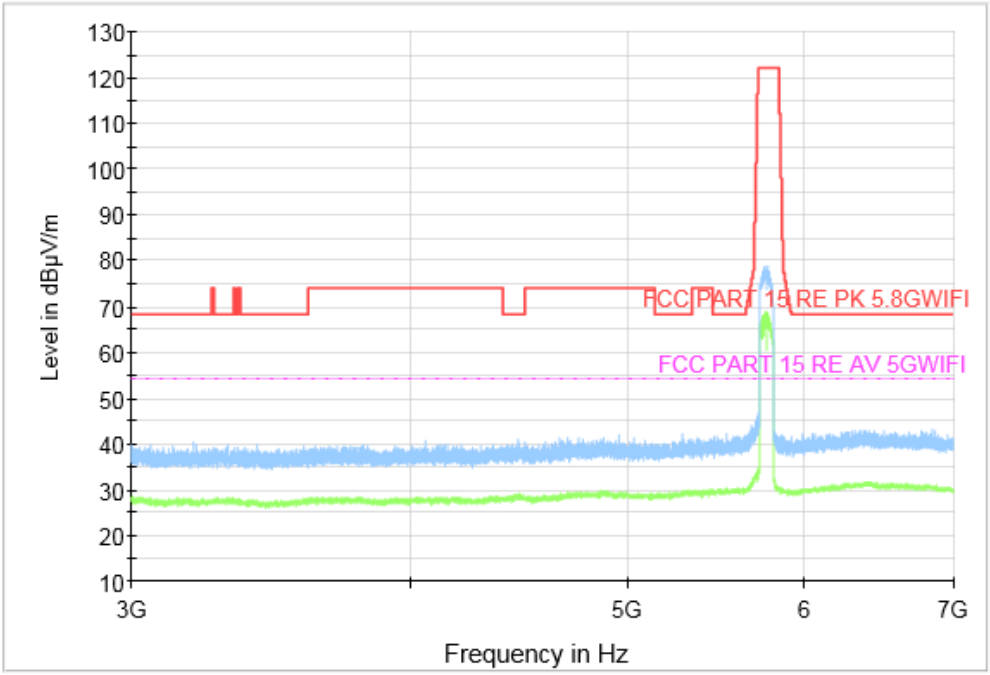

Fig. 113 Transmitter Spurious Emission (802. 11ac-VHT80, CH155 5775MHz, 3 GHz-7 GHz)

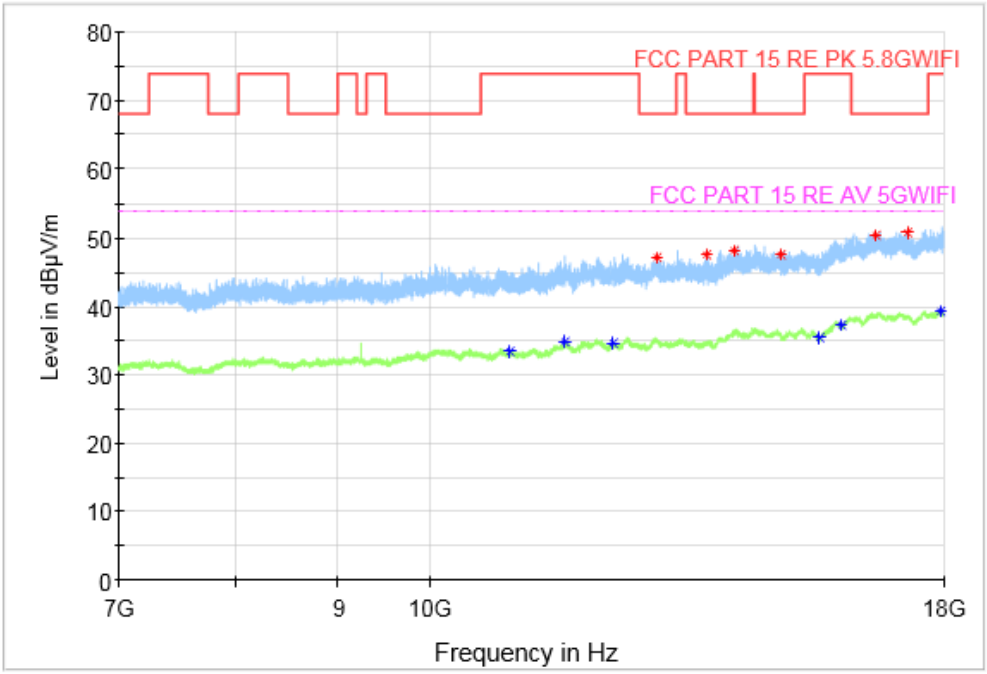

Fig. 114 Transmitter Spurious Emission (802. 11ac-VHT80, CH155 5775MHz, 7 GHz-18 GHz)

©Copyright. All rights reserved by SAICT.

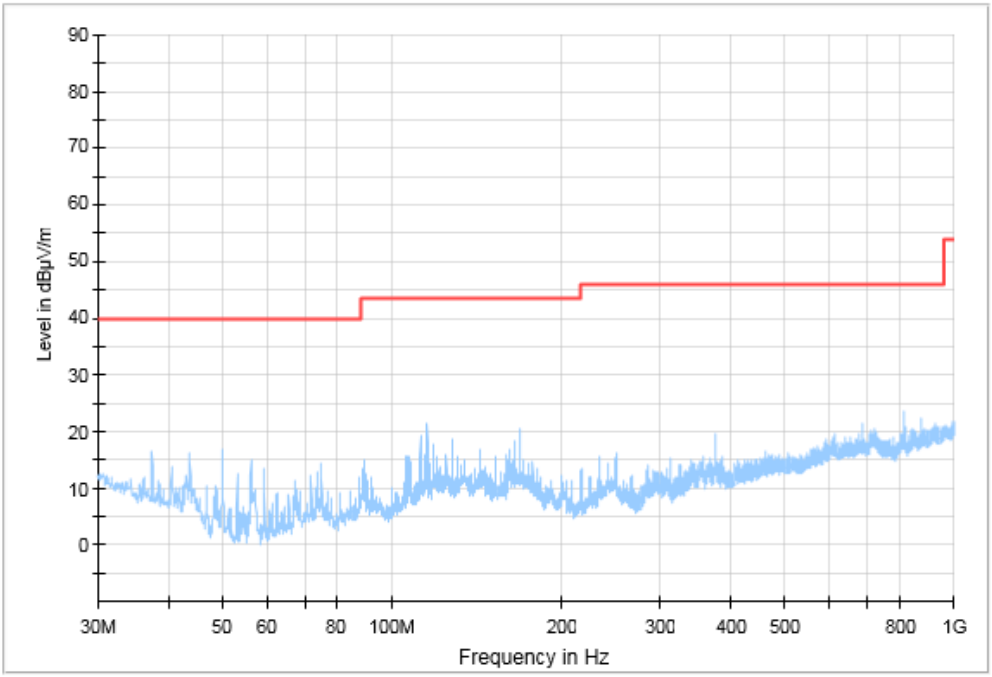

Fig. 115 Transmitter Spurious Emission (All channel, 30MHz~1GHz)

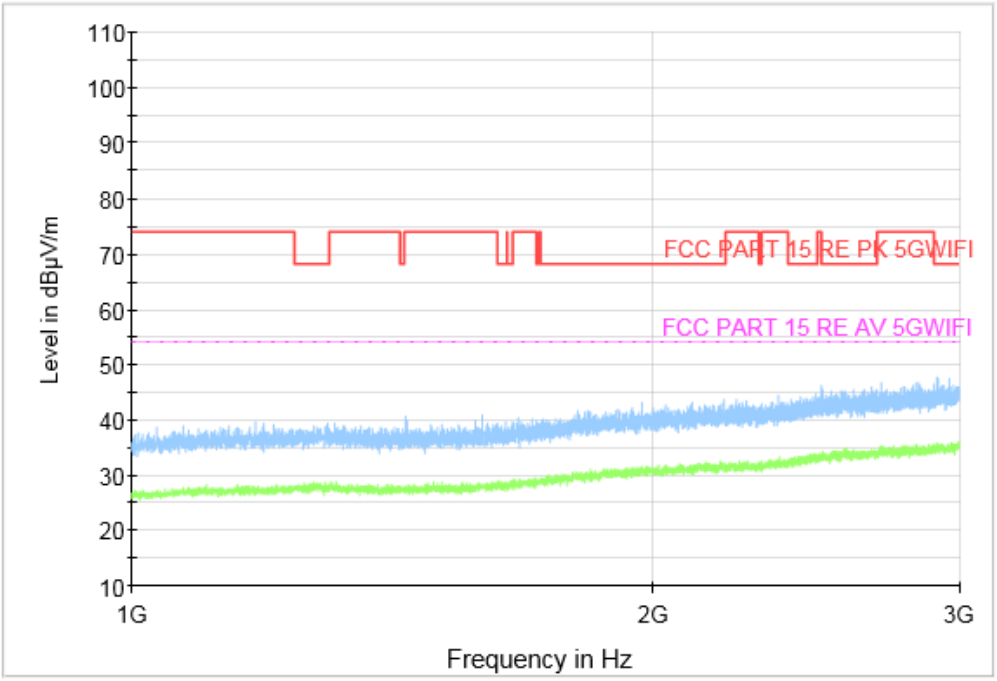

Fig. 116 Transmitter Spurious Emission (All channel, 1GHz~3GHz)

©Copyright. All rights reserved by SAICT.

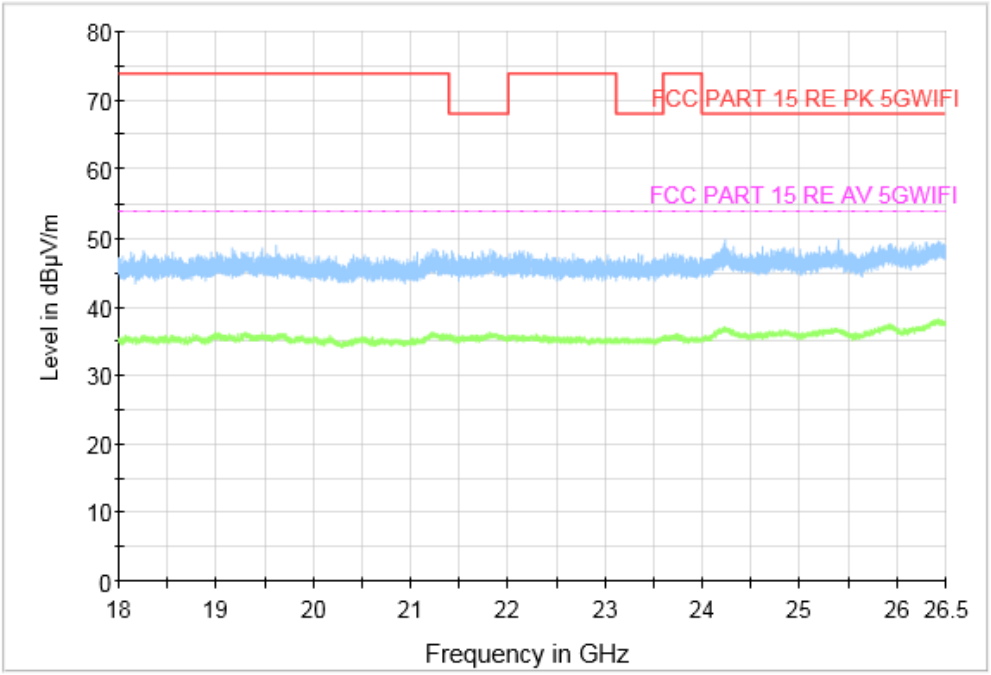

Fig. 117 Transmitter Spurious Emission (All channel, 18GHz~26.5GHz)

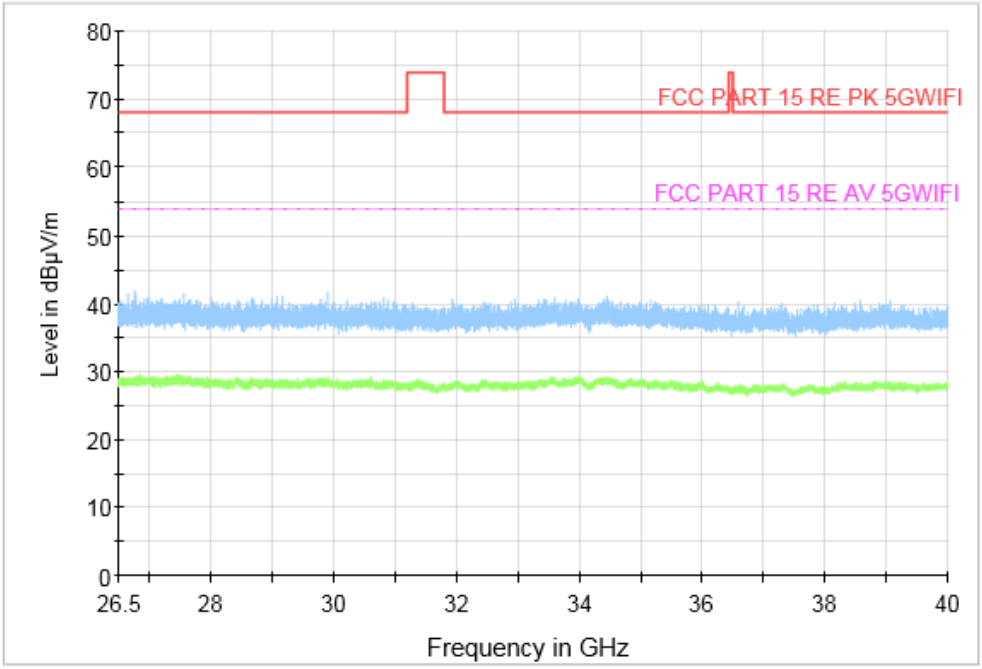

Fig. 118 Transmitter Spurious Emission (All channel, 26.5GHz~40GHz)

©Copyright. All rights reserved by SAICT.

A.9. Radiated Spurious Emissions < 30MHz

Measurement Limit (15.209, 9kHz-30MHz):

Frequency (MHz)	Field strength (μV/m)	Measurement distance (m)
0.009 - 0.490	2400/F(kHz)	300
0.490 – 1.705	24000/F(kHz)	30
1.705 – 30.0	30	30

The measurement is made according to KDB 789033.

Note: The measurement distance during the test is 3m. The limit used in plots recalculated based on the extrapolation factor of 40 dB/decade.

Measurement Result(Worst case):

Mode	Frequency Range	Test Results	Conclusion
All Channel	9 kHz ~30 MHz	Fig.119	**P**

Conclusion: PASS

Test graphs as below:

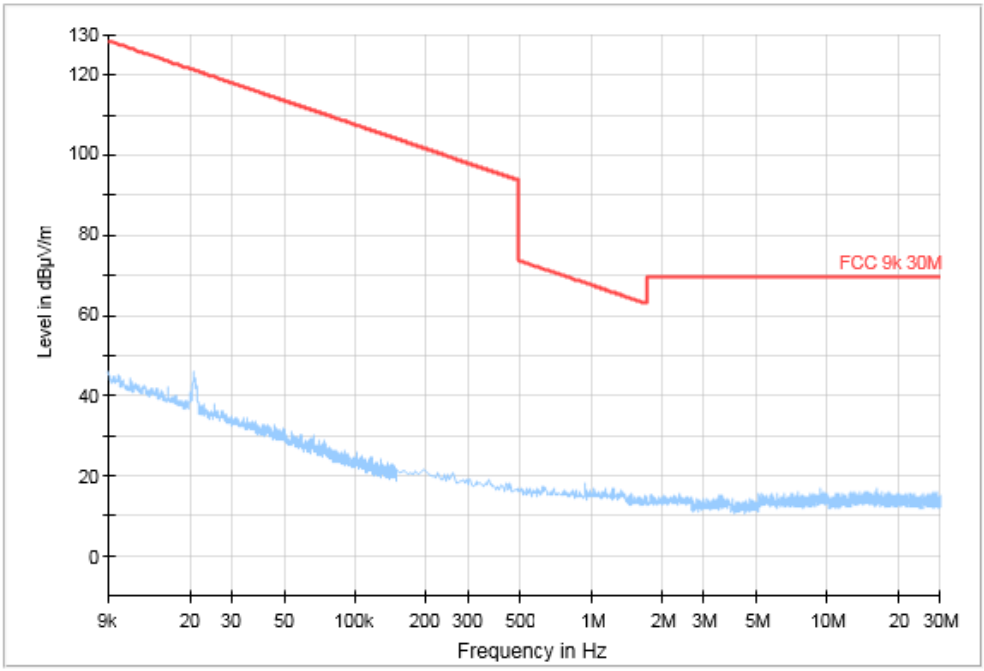

Fig. 119 Radiated Spurious Emission (All Channel, 9 kHz ~30 MHz)

©Copyright. All rights reserved by SAICT.

A.10. AC Power Line Conducted Emission

Test Condition:

Voltage（V）	Frequency（Hz）
120	60

Measurement Result and limit:

RLAN (Quasi-peak Limit)-AE1

Frequency range (MHz)	Quasi-peak Limit (dBμV)	Result (dBμV)		Conclusion
		Traffic	Idle	
0.15 to 0.5	66 to 56	Fig.120	Fig.121	**P**
0.5 to 5	56			
5 to 30	60			
NOTE: The limit decreases linearly with the logarithm of the frequency in the range 0.15 MHz to 0.5 MHz.				

RLAN (Average Limit)-AE1

Frequency range (MHz)	Average-peak Limit (dBμV)	Result (dBμV)		Conclusion
		Traffic	Idle	
0.15 to 0.5	56 to 46	Fig.120	Fig.121	**P**
0.5 to 5	46			
5 to 30	50			
NOTE: The limit decreases linearly with the logarithm of the frequency in the range 0.15 MHz to 0.5 MHz.				

Note: The measurement results include the L1 and N measurements.

Conclusion: PASS

Test graphs as below:

©Copyright. All rights reserved by SAICT.

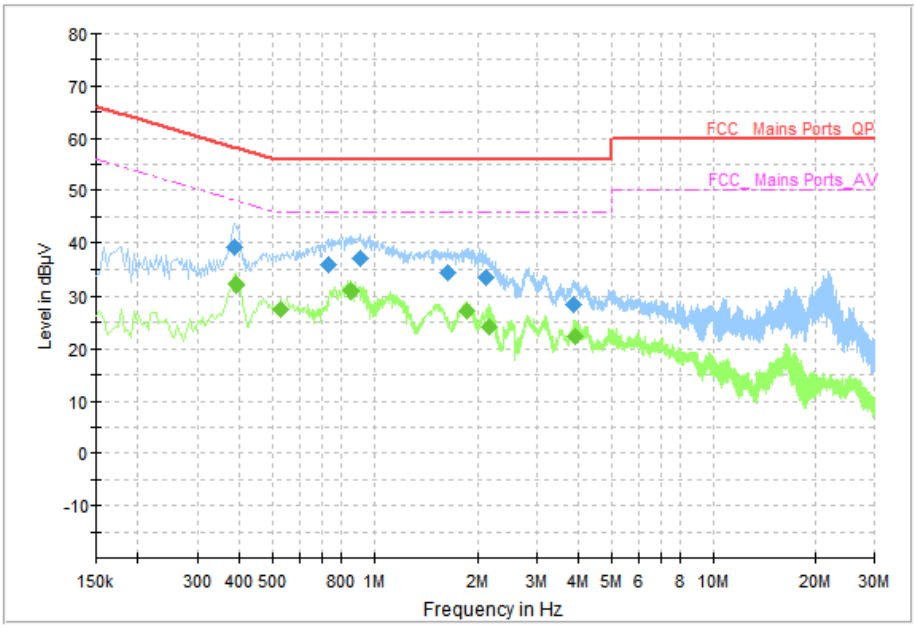

Fig. 120 AC Power line Conducted Emission (802.11n, AE1, 120V)

Measurement Result: Quasi Peak

Frequency (MHz)	QuasiPeak (dBµV)	Limit (dBµV)	Margin (dB)	Line	Filter	Corr. (dB)
0.386000	39.07	58.15	19.08	N	ON	9.6
0.730000	35.92	56.00	20.08	N	ON	9.7
0.906000	37.01	56.00	18.99	N	ON	9.7
1.638000	34.39	56.00	21.61	L1	ON	9.7
2.130000	33.33	56.00	22.67	L1	ON	9.7
3.874000	28.48	56.00	27.52	N	ON	9.7

Measurement Result: Average

Frequency (MHz)	Average (dBµV)	Limit (dBµV)	Margin (dB)	Line	Filter	Corr. (dB)
0.390000	32.22	48.06	15.85	N	ON	9.6
0.530000	27.48	46.00	18.52	N	ON	9.7
0.854000	30.97	46.00	15.03	N	ON	9.7
1.862000	27.37	46.00	18.63	N	ON	9.7
2.162000	24.17	46.00	21.83	N	ON	9.7
3.886000	22.28	46.00	23.72	N	ON	9.7

©Copyright. All rights reserved by SAICT.

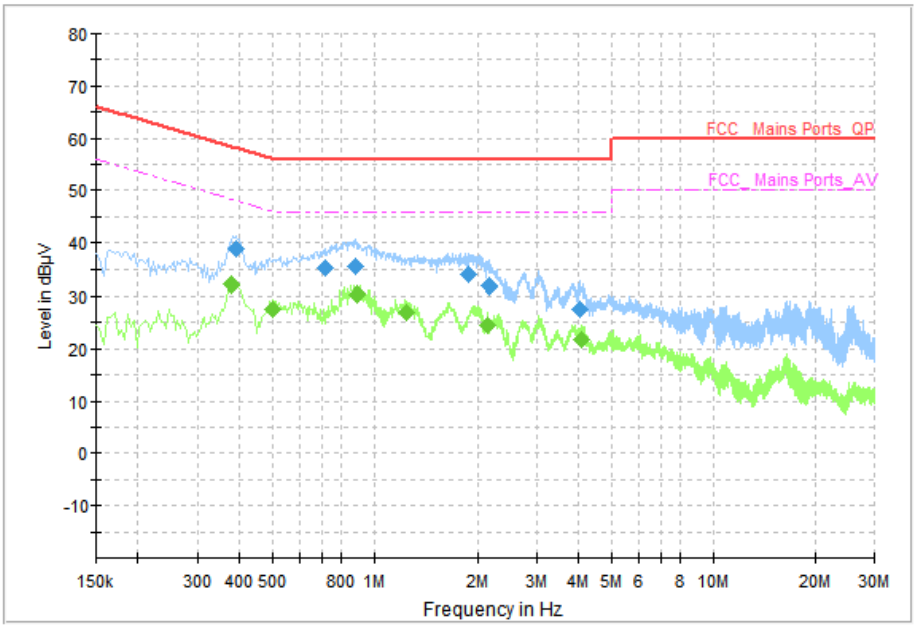

Fig. 121 AC Power line Conducted Emission (Idle, AE1, 120V)

Measurement Result: Quasi Peak

Frequency (MHz)	QuasiPeak (dBµV)	Limit (dBµV)	Margin (dB)	Line	Filter	Corr. (dB)
0.390000	38.81	58.06	19.26	N	ON	9.6
0.714000	35.21	56.00	20.79	N	ON	9.7
0.878000	35.59	56.00	20.41	N	ON	9.7
1.882000	34.01	56.00	21.99	L1	ON	9.7
2.170000	31.89	56.00	24.11	L1	ON	9.7
4.006000	27.43	56.00	28.57	N	ON	9.7

Measurement Result: Average

Frequency (MHz)	Average (dBµV)	Limit (dBµV)	Margin (dB)	Line	Filter	Corr. (dB)
0.378000	32.21	48.32	16.12	N	ON	9.6
0.498000	27.43	46.03	18.61	N	ON	9.7
0.890000	30.26	46.00	15.74	N	ON	9.7
1.250000	27.09	46.00	18.91	N	ON	9.7
2.150000	24.43	46.00	21.57	N	ON	9.7
4.086000	21.66	46.00	24.34	N	ON	9.7

©Copyright. All rights reserved by SAICT.

A.11. Power control

A Transmission Power Control mechanism is not required for systems with an e.i.r.p. of less than 27dBm (500mW).

*****END OF REPORT*****

©Copyright. All rights reserved by SAICT.