Channel 52

Frequency (MHz)	Measurement Result (dBuV/m)	Cable Loss (dB)	Antenna Factor (dB/m)	Receiver Reading (dBuV)	Limit (dBuV/m)	Margin (dB)	Antenna Pol. (H/V)
17986.200	46.29	-25.50	46.66	25.13	54.00	7.71	V
17987.300	46.25	-25.50	46.66	25.09	54.00	7.75	H
14471.800	39.50	-28.59	42.46	25.63	54.00	14.50	H
14495.400	39.30	-28.59	42.46	25.43	54.00	14.70	H
11847.700	35.09	-31.85	39.05	27.89	54.00	18.91	V
11838.400	34.85	-31.85	39.05	27.65	54.00	19.15	H

Channel 56

Frequency (MHz)	Measurement Result (dBuV/m)	Cable Loss (dB)	Antenna Factor (dB/m)	Receiver Reading (dBuV)	Limit (dBuV/m)	Margin (dB)	Antenna Pol. (H/V)
17980.800	46.44	-25.50	46.66	25.28	54.00	7.56	H
17998.300	46.37	-25.50	46.66	25.21	54.00	7.63	V
14478.900	39.34	-28.59	42.46	25.47	54.00	14.66	H
14483.900	39.26	-28.59	42.46	25.39	54.00	14.74	H
11817.500	34.82	-31.85	39.05	27.62	54.00	19.18	H
11829.000	34.79	-31.85	39.05	27.59	54.00	19.21	H

Channel 64

Frequency (MHz)	Measurement Result (dBuV/m)	Cable Loss (dB)	Antenna Factor (dB/m)	Receiver Reading (dBuV)	Limit (dBuV/m)	Margin (dB)	Antenna Pol. (H/V)
17990.100	46.35	-25.50	46.66	25.19	54.00	7.65	H
17993.400	46.31	-25.50	46.66	25.15	54.00	7.69	V
14474.000	39.18	-28.59	42.46	25.31	54.00	14.82	V
14483.900	39.14	-28.59	42.46	25.27	54.00	14.86	V
5350.200	41.74	-27.43	34.01	35.16	54.00	12.26	H
5350.700	41.67	-27.43	34.01	35.09	54.00	12.33	H

©Copyright. All rights reserved by CTTL

Channel 100

Frequency (MHz)	Measurement Result (dBuV/m)	Cable Loss (dB)	Antenna Factor (dB/m)	Receiver Reading (dBuV)	Limit (dBuV/m)	Margin (dB)	Antenna Pol. (H/V)
17987.9	46.44	-25.5	46.66	25.28	54	7.56	V
17979.1	46.33	-25.5	46.66	25.17	54	7.67	H
14489.4	39.46	-28.59	42.46	25.59	54	14.54	V
14488.2	39.26	-28.59	42.46	25.39	54	14.74	H
5459.5	40.96	-27.18	34.17	33.97	54	13.04	H
5459.7	40.81	-27.18	34.17	33.82	54	13.19	H

Channel 120

Frequency (MHz)	Measurement Result (dBuV/m)	Cable Loss (dB)	Antenna Factor (dB/m)	Receiver Reading (dBuV)	Limit (dBuV/m)	Margin (dB)	Antenna Pol. (H/V)
17985.7	46.48	-25.5	46.66	25.32	54	7.52	H
17987.3	46.07	-25.5	46.66	24.91	54	7.93	V
14499.2	39.52	-28.59	42.46	25.65	54	14.48	H
14497	39.27	-28.59	42.46	25.4	54	14.73	H
11827.4	35.05	-31.85	39.05	27.85	54	18.95	H
11818.6	34.91	-31.85	39.05	27.71	54	19.09	V

Channel 140

Frequency (MHz)	Measurement Result (dBuV/m)	Cable Loss (dB)	Antenna Factor (dB/m)	Receiver Reading (dBuV)	Limit (dBuV/m)	Margin (dB)	Antenna Pol. (H/V)
17997.8	46.29	-25.5	46.66	25.13	54	7.71	H
17996.2	46.22	-25.5	46.66	25.06	54	7.78	V
14474.5	39.47	-28.59	42.46	25.6	54	14.53	V
14499.2	39.22	-28.59	42.46	25.35	54	14.78	V
11904.9	34.77	-31.85	39.05	27.57	54	19.23	H
11879.6	34.74	-31.85	39.05	27.54	54	19.26	H

©Copyright. All rights reserved by CTTL

Channel 144

Frequency (MHz)	Measurement Result (dBuV/m)	Cable Loss (dB)	Antenna Factor (dB/m)	Receiver Reading (dBuV)	Limit (dBuV/m)	Margin (dB)	Antenna Pol. (H/V)
17994.5	45.5	-25.5	46.66	24.34	54	8.5	V
17987.9	45.4	-25.5	46.66	24.24	54	8.6	H
14482.8	38.44	-28.59	42.46	24.57	54	15.56	V
14480.5	38.4	-28.59	42.46	24.53	54	15.6	V
11821.9	33.73	-31.85	39.05	26.53	54	20.27	V
11810.3	33.71	-31.85	39.05	26.51	54	20.29	V

802.11n-HT20

Channel 36

Frequency (MHz)	Measurement Result (dBuV/m)	Cable Loss (dB)	Antenna Factor (dB/m)	Receiver Reading (dBuV)	Limit (dBuV/m)	Margin (dB)	Antenna Pol. (H/V)
17969.800	46.30	-25.50	46.66	25.14	54.00	7.70	V
17997.800	46.23	-25.50	46.66	25.07	54.00	7.77	V
14492.100	39.05	-28.59	42.46	25.18	54.00	14.95	V
14478.900	39.04	-28.59	42.46	25.17	54.00	14.96	V
5149.900	44.45	-27.61	33.67	38.39	54.00	9.55	H
5149.900	44.44	-27.61	33.67	38.38	54.00	9.56	H

Channel 40

Frequency (MHz)	Measurement Result (dBuV/m)	Cable Loss (dB)	Antenna Factor (dB/m)	Receiver Reading (dBuV)	Limit (dBuV/m)	Margin (dB)	Antenna Pol. (H/V)
17995.600	46.42	-25.50	46.66	25.26	54.00	7.58	H
17998.900	46.42	-25.50	46.66	25.26	54.00	7.58	H
14491.500	39.37	-28.59	42.46	25.50	54.00	14.63	V
14494.300	39.16	-28.59	42.46	25.29	54.00	14.84	V
11815.200	34.82	-31.85	39.05	27.62	54.00	19.18	V
11897.800	34.77	-31.85	39.05	27.57	54.00	19.23	H

©Copyright. All rights reserved by CTTL

Channel 48

Frequency (MHz)	Measurement Result (dBuV/m)	Cable Loss (dB)	Antenna Factor (dB/m)	Receiver Reading (dBuV)	Limit (dBuV/m)	Margin (dB)	Antenna Pol. (H/V)
17989.500	46.08	-25.50	46.66	24.92	54.00	7.92	H
17998.900	46.08	-25.50	46.66	24.92	54.00	7.92	H
14492.100	39.37	-28.59	42.46	25.50	54.00	14.63	V
14496.000	39.25	-28.59	42.46	25.38	54.00	14.75	H
11865.300	34.98	-31.85	39.05	27.78	54.00	19.02	H
11835.600	34.83	-31.85	39.05	27.63	54.00	19.17	H

Channel 52

Frequency (MHz)	Measurement Result (dBuV/m)	Cable Loss (dB)	Antenna Factor (dB/m)	Receiver Reading (dBuV)	Limit (dBuV/m)	Margin (dB)	Antenna Pol. (H/V)
17997.200	46.23	-25.50	46.66	25.07	54.00	7.77	H
17993.400	46.22	-25.50	46.66	25.06	54.00	7.78	H
14482.200	39.34	-28.59	42.46	25.47	54.00	14.66	H
14472.300	39.29	-28.59	42.46	25.42	54.00	14.71	V
11834.000	34.87	-31.85	39.05	27.67	54.00	19.13	V
11835.100	34.80	-31.85	39.05	27.60	54.00	19.20	V

Channel 56

Frequency (MHz)	Measurement Result (dBuV/m)	Cable Loss (dB)	Antenna Factor (dB/m)	Receiver Reading (dBuV)	Limit (dBuV/m)	Margin (dB)	Antenna Pol. (H/V)
17998.300	46.21	-25.50	46.66	25.05	54.00	7.79	H
17998.900	46.20	-25.50	46.66	25.04	54.00	7.80	H
14477.200	39.52	-28.59	42.46	25.65	54.00	14.48	H
14474.500	39.40	-28.59	42.46	25.53	54.00	14.60	H
11849.900	34.91	-31.85	39.05	27.71	54.00	19.09	H
11842.800	34.80	-31.85	39.05	27.60	54.00	19.20	H

©Copyright. All rights reserved by CTTL

Channel 64

Frequency (MHz)	Measurement Result (dBuV/m)	Cable Loss (dB)	Antenna Factor (dB/m)	Receiver Reading (dBuV)	Limit (dBuV/m)	Margin (dB)	Antenna Pol. (H/V)
17997.200	46.41	-25.50	46.66	25.25	54.00	7.59	H
17996.700	46.30	-25.50	46.66	25.14	54.00	7.70	V
14491.500	39.60	-28.59	42.46	25.73	54.00	14.40	V
14498.100	39.41	-28.59	42.46	25.54	54.00	14.59	V
5350.300	43.20	-27.43	34.01	36.62	54.00	10.80	H
5350.500	42.85	-27.43	34.01	36.27	54.00	11.15	H

Channel 100

Frequency (MHz)	Measurement Result (dBuV/m)	Cable Loss (dB)	Antenna Factor (dB/m)	Receiver Reading (dBuV)	Limit (dBuV/m)	Margin (dB)	Antenna Pol. (H/V)
17991.8	46.21	-25.5	46.66	25.05	54	7.79	H
17988.5	46.13	-25.5	46.66	24.97	54	7.87	H
14497.6	39.28	-28.59	42.46	25.41	54	14.72	V
14476.1	39.17	-28.59	42.46	25.3	54	14.83	H
5459.5	42.14	-27.18	34.17	35.15	54	11.86	H
5459.9	42.08	-27.18	34.17	35.09	54	11.92	H

Channel 120

Frequency (MHz)	Measurement Result (dBuV/m)	Cable Loss (dB)	Antenna Factor (dB/m)	Receiver Reading (dBuV)	Limit (dBuV/m)	Margin (dB)	Antenna Pol. (H/V)
17983.5	46.41	-25.5	46.66	25.25	54	7.59	V
17998.9	46.19	-25.5	46.66	25.03	54	7.81	V
14474.5	39.29	-28.59	42.46	25.42	54	14.71	H
14475.6	39.19	-28.59	42.46	25.32	54	14.81	H
11845	34.94	-31.85	39.05	27.74	54	19.06	H
11857.6	34.92	-31.85	39.05	27.72	54	19.08	H

©Copyright. All rights reserved by CTTL

Channel 140

Frequency (MHz)	Measurement Result (dBuV/m)	Cable Loss (dB)	Antenna Factor (dB/m)	Receiver Reading (dBuV)	Limit (dBuV/m)	Margin (dB)	Antenna Pol. (H/V)
17990.7	46.29	-25.5	46.66	25.13	54	7.71	H
17998.9	46.26	-25.5	46.66	25.1	54	7.74	V
14482.8	39.43	-28.59	42.46	25.56	54	14.57	H
14497.6	39.29	-28.59	42.46	25.42	54	14.71	H
11819.1	34.97	-31.85	39.05	27.77	54	19.03	V
11815.8	34.85	-31.85	39.05	27.65	54	19.15	H

Channel 144

Frequency (MHz)	Measurement Result (dBuV/m)	Cable Loss (dB)	Antenna Factor (dB/m)	Receiver Reading (dBuV)	Limit (dBuV/m)	Margin (dB)	Antenna Pol. (H/V)
17991.2	45.92	-25.5	46.66	24.76	54	8.08	H
17998.9	45.77	-25.5	46.66	24.61	54	8.23	V
14497.6	38.87	-28.59	42.46	25	54	15.13	H
14497	38.81	-28.59	42.46	24.94	54	15.19	V
11820.2	34.03	-31.85	39.05	26.83	54	19.97	V
11819.1	33.9	-31.85	39.05	26.7	54	20.1	H

802.11n-HT40

Channel 38

Frequency (MHz)	Measurement Result (dBuV/m)	Cable Loss (dB)	Antenna Factor (dB/m)	Receiver Reading (dBuV)	Limit (dBuV/m)	Margin (dB)	Antenna Pol. (H/V)
17990.700	46.30	-25.50	46.66	25.14	54.00	7.70	H
17989.000	46.27	-25.50	46.66	25.11	54.00	7.73	V
14491.500	39.37	-28.59	42.46	25.50	54.00	14.63	V
14499.800	39.20	-28.59	42.46	25.33	54.00	14.80	H
5149.900	50.45	-27.61	33.67	44.39	54.00	3.55	H
5149.800	50.36	-27.61	33.67	44.30	54.00	3.64	H

©Copyright. All rights reserved by CTTL

Channel 46

Frequency (MHz)	Measurement Result (dBuV/m)	Cable Loss (dB)	Antenna Factor (dB/m)	Receiver Reading (dBuV)	Limit (dBuV/m)	Margin (dB)	Antenna Pol. (H/V)
17987.900	46.29	-25.50	46.66	25.13	54.00	7.71	H
17997.800	46.18	-25.50	46.66	25.02	54.00	7.82	V
14497.600	39.49	-28.59	42.46	25.62	54.00	14.51	H
14499.200	39.32	-28.59	42.46	25.45	54.00	14.68	H
11852.700	34.94	-31.85	39.05	27.74	54.00	19.06	H
11835.600	34.83	-31.85	39.05	27.63	54.00	19.17	H

Channel 54

Frequency (MHz)	Measurement Result (dBuV/m)	Cable Loss (dB)	Antenna Factor (dB/m)	Receiver Reading (dBuV)	Limit (dBuV/m)	Margin (dB)	Antenna Pol. (H/V)
17996.200	46.71	-25.50	46.66	25.55	54.00	7.29	V
17998.300	46.27	-25.50	46.66	25.11	54.00	7.73	V
14488.200	39.41	-28.59	42.46	25.54	54.00	14.59	H
14485.500	39.29	-28.59	42.46	25.42	54.00	14.71	V
11834.500	35.08	-31.85	39.05	27.88	54.00	18.92	V
11910.400	34.93	-31.85	39.05	27.73	54.00	19.07	H

Channel 62

Frequency (MHz)	Measurement Result (dBuV/m)	Cable Loss (dB)	Antenna Factor (dB/m)	Receiver Reading (dBuV)	Limit (dBuV/m)	Margin (dB)	Antenna Pol. (H/V)
17995.600	46.50	-25.50	46.66	25.34	54.00	7.50	V
17996.200	46.34	-25.50	46.66	25.18	54.00	7.66	H
14499.200	39.50	-28.59	42.46	25.63	54.00	14.50	H
14484.400	39.19	-28.59	42.46	25.32	54.00	14.81	H
5350.200	46.56	-27.43	34.01	39.98	54.00	7.44	H
5350.300	46.55	-27.43	34.01	39.97	54.00	7.45	H

©Copyright. All rights reserved by CTTL

Channel 102

Frequency (MHz)	Measurement Result (dBuV/m)	Cable Loss (dB)	Antenna Factor (dB/m)	Receiver Reading (dBuV)	Limit (dBuV/m)	Margin (dB)	Antenna Pol. (H/V)
17973	46.29	-25.5	46.66	25.13	54	7.71	V
17994	46.27	-25.5	46.66	25.11	54	7.73	V
14486	39.43	-28.59	42.46	25.56	54	14.57	V
14480.5	39.21	-28.59	42.46	25.34	54	14.79	V
5459.6	47.43	-27.18	34.17	40.44	54	6.57	V
5459.9	47.38	-27.18	34.17	40.39	54	6.62	V

Channel 118

Frequency (MHz)	Measurement Result (dBuV/m)	Cable Loss (dB)	Antenna Factor (dB/m)	Receiver Reading (dBuV)	Limit (dBuV/m)	Margin (dB)	Antenna Pol. (H/V)
17992.8	46.35	-25.5	46.66	25.19	54	7.65	H
17996.7	46.21	-25.5	46.66	25.05	54	7.79	V
14498.1	39.34	-28.59	42.46	25.47	54	14.66	H
14499.8	39.34	-28.59	42.46	25.47	54	14.66	V
11827.9	34.92	-31.85	39.05	27.72	54	19.08	H
11832.9	34.83	-31.85	39.05	27.63	54	19.17	H

Channel 134

Frequency (MHz)	Measurement Result (dBuV/m)	Cable Loss (dB)	Antenna Factor (dB/m)	Receiver Reading (dBuV)	Limit (dBuV/m)	Margin (dB)	Antenna Pol. (H/V)
17989	46.03	-25.5	46.66	24.87	54	7.97	H
17995.6	45.97	-25.5	46.66	24.81	54	8.03	V
14499.8	39.31	-28.59	42.46	25.44	54	14.69	H
14480.5	39.3	-28.59	42.46	25.43	54	14.7	V
11827.4	34.95	-31.85	39.05	27.75	54	19.05	H
11845	34.94	-31.85	39.05	27.74	54	19.06	H

©Copyright. All rights reserved by CTTL

Channel 142

Frequency (MHz)	Measurement Result (dBuV/m)	Cable Loss (dB)	Antenna Factor (dB/m)	Receiver Reading (dBuV)	Limit (dBuV/m)	Margin (dB)	Antenna Pol. (H/V)
17985.7	45.65	-25.5	46.66	24.49	54	8.35	H
17991.2	45.61	-25.5	46.66	24.45	54	8.39	H
14474.5	38.92	-28.59	42.46	25.05	54	15.08	V
14496	38.75	-28.59	42.46	24.88	54	15.25	V
11826.3	34.06	-31.85	39.05	26.86	54	19.94	H
11849.9	33.96	-31.85	39.05	26.76	54	20.04	V

802.11ac-HT20

Channel 36

Frequency (MHz)	Measurement Result (dBuV/m)	Cable Loss (dB)	Antenna Factor (dB/m)	Receiver Reading (dBuV)	Limit (dBuV/m)	Margin (dB)	Antenna Pol. (H/V)
17978.500	46.10	-25.50	46.66	24.94	54.00	7.90	H
17985.200	45.92	-25.50	46.66	24.76	54.00	8.08	H
14498.700	39.25	-28.59	42.46	25.38	54.00	14.75	H
14475.600	39.08	-28.59	42.46	25.21	54.00	14.92	H
5149.900	43.17	-27.61	33.67	37.11	54.00	10.83	H
5150.000	42.98	-27.61	33.67	36.92	54.00	11.02	H

Channel 40

Frequency (MHz)	Measurement Result (dBuV/m)	Cable Loss (dB)	Antenna Factor (dB/m)	Receiver Reading (dBuV)	Limit (dBuV/m)	Margin (dB)	Antenna Pol. (H/V)
17987.300	46.03	-25.50	46.66	24.87	54.00	7.97	H
17995.600	46.02	-25.50	46.66	24.86	54.00	7.98	H
14489.900	39.27	-28.59	42.46	25.40	54.00	14.73	H
14482.200	39.20	-28.59	42.46	25.33	54.00	14.80	V
11841.100	34.77	-31.85	39.05	27.57	54.00	19.23	H
11817.500	34.74	-31.85	39.05	27.54	54.00	19.26	H

©Copyright. All rights reserved by CTTL.

Channel 48

Frequency (MHz)	Measurement Result (dBuV/m)	Cable Loss (dB)	Antenna Factor (dB/m)	Receiver Reading (dBuV)	Limit (dBuV/m)	Margin (dB)	Antenna Pol. (H/V)
17998.300	46.30	-25.50	46.66	25.14	54.00	7.70	H
17994.500	46.08	-25.50	46.66	24.92	54.00	7.92	H
14475.600	39.49	-28.59	42.46	25.62	54.00	14.51	H
14498.100	39.35	-28.59	42.46	25.48	54.00	14.65	H
11819.700	34.84	-31.85	39.05	27.64	54.00	19.16	V
11908.800	34.84	-31.85	39.05	27.64	54.00	19.16	V

Channel 52

Frequency (MHz)	Measurement Result (dBuV/m)	Cable Loss (dB)	Antenna Factor (dB/m)	Receiver Reading (dBuV)	Limit (dBuV/m)	Margin (dB)	Antenna Pol. (H/V)
17985.700	46.33	-25.50	46.66	25.17	54.00	7.67	H
17985.200	46.13	-25.50	46.66	24.97	54.00	7.87	V
14496.500	39.43	-28.59	42.46	25.56	54.00	14.57	V
14491.500	39.33	-28.59	42.46	25.46	54.00	14.67	V
11846.100	35.12	-31.85	39.05	27.92	54.00	18.88	H
11815.800	34.92	-31.85	39.05	27.72	54.00	19.08	H

Channel 56

Frequency (MHz)	Measurement Result (dBuV/m)	Cable Loss (dB)	Antenna Factor (dB/m)	Receiver Reading (dBuV)	Limit (dBuV/m)	Margin (dB)	Antenna Pol. (H/V)
17985.700	46.18	-25.50	46.66	25.02	54.00	7.82	V
17997.200	46.18	-25.50	46.66	25.02	54.00	7.82	H
14496.000	39.24	-28.59	42.46	25.37	54.00	14.76	V
14483.900	39.22	-28.59	42.46	25.35	54.00	14.78	V
11822.400	34.97	-31.85	39.05	27.77	54.00	19.03	H
11837.300	34.86	-31.85	39.05	27.66	54.00	19.14	H

©Copyright. All rights reserved by CTTL.

Channel 64

Frequency (MHz)	Measurement Result (dBuV/m)	Cable Loss (dB)	Antenna Factor (dB/m)	Receiver Reading (dBuV)	Limit (dBuV/m)	Margin (dB)	Antenna Pol. (H/V)
17991.800	46.50	-25.50	46.66	25.34	54.00	7.50	H
17994.000	46.38	-25.50	46.66	25.22	54.00	7.62	V
14471.200	39.34	-28.59	42.46	25.47	54.00	14.66	V
14492.600	39.27	-28.59	42.46	25.40	54.00	14.73	V
5350.200	41.84	-27.43	34.01	35.26	54.00	12.16	H
5351.400	41.66	-27.43	34.01	35.08	54.00	12.34	H

Channel 100

Frequency (MHz)	Measurement Result (dBuV/m)	Cable Loss (dB)	Antenna Factor (dB/m)	Receiver Reading (dBuV)	Limit (dBuV/m)	Margin (dB)	Antenna Pol. (H/V)
17989	46.18	-25.5	46.66	25.02	54	7.82	H
17988.5	46.16	-25.5	46.66	25	54	7.84	H
14475.6	39.36	-28.59	42.46	25.49	54	14.64	H
14488.8	39.24	-28.59	42.46	25.37	54	14.76	H
5459.6	41.46	-27.18	34.17	34.47	54	12.54	V
5459.8	41.33	-27.18	34.17	34.34	54	12.67	V

Channel 120

Frequency (MHz)	Measurement Result (dBuV/m)	Cable Loss (dB)	Antenna Factor (dB/m)	Receiver Reading (dBuV)	Limit (dBuV/m)	Margin (dB)	Antenna Pol. (H/V)
17983.5	46.39	-25.5	46.66	25.23	54	7.61	V
17994	46.29	-25.5	46.66	25.13	54	7.71	V
14490.5	39.39	-28.59	42.46	25.52	54	14.61	V
14495.4	39.22	-28.59	42.46	25.35	54	14.78	V
11846.6	34.87	-31.85	39.05	27.67	54	19.13	V
11913.7	34.8	-31.48	39.09	27.19	54	19.2	H

©Copyright. All rights reserved by CTTL.

Channel 140

Frequency (MHz)	Measurement Result (dBuV/m)	Cable Loss (dB)	Antenna Factor (dB/m)	Receiver Reading (dBuV)	Limit (dBuV/m)	Margin (dB)	Antenna Pol. (H/V)
17994.5	46.42	-25.5	46.66	25.26	54	7.58	H
17990.7	46.13	-25.5	46.66	24.97	54	7.87	H
14482.2	39.25	-28.59	42.46	25.38	54	14.75	H
14477.8	39.24	-28.59	42.46	25.37	54	14.76	H
11833.4	35.1	-31.85	39.05	27.9	54	18.9	V
11838.4	34.96	-31.85	39.05	27.76	54	19.04	V

Channel 144

Frequency (MHz)	Measurement Result (dBuV/m)	Cable Loss (dB)	Antenna Factor (dB/m)	Receiver Reading (dBuV)	Limit (dBuV/m)	Margin (dB)	Antenna Pol. (H/V)
17987.9	45.64	-25.5	46.66	24.48	54	8.36	H
17997.8	45.62	-25.5	46.66	24.46	54	8.38	H
14494.9	38.65	-28.59	42.46	24.78	54	15.35	V
14496	38.64	-28.59	42.46	24.77	54	15.36	H
11825.7	33.99	-31.85	39.05	26.79	54	20.01	H
11845.5	33.9	-31.85	39.05	26.7	54	20.1	H

802.11ac-HT40

Channel 38

Frequency (MHz)	Measurement Result (dBuV/m)	Cable Loss (dB)	Antenna Factor (dB/m)	Receiver Reading (dBuV)	Limit (dBuV/m)	Margin (dB)	Antenna Pol. (H/V)
17991.800	46.38	-25.50	46.66	25.22	54.00	7.62	H
17992.800	46.20	-25.50	46.66	25.04	54.00	7.80	V
14477.800	39.45	-28.59	42.46	25.58	54.00	14.55	H
14476.100	39.24	-28.59	42.46	25.37	54.00	14.76	V
5149.700	48.56	-27.61	33.67	42.50	54.00	5.44	H
5149.800	48.43	-27.61	33.67	42.37	54.00	5.57	H

©Copyright. All rights reserved by CTTL.

Channel 46

Frequency (MHz)	Measurement Result (dBuV/m)	Cable Loss (dB)	Antenna Factor (dB/m)	Receiver Reading (dBuV)	Limit (dBuV/m)	Margin (dB)	Antenna Pol. (H/V)
17996.200	46.22	-25.50	46.66	25.06	54.00	7.78	V
17996.700	46.15	-25.50	46.66	24.99	54.00	7.85	V
14495.400	39.41	-28.59	42.46	25.54	54.00	14.59	H
14486.000	39.38	-28.59	42.46	25.51	54.00	14.62	V
11903.300	34.96	-31.85	39.05	27.76	54.00	19.04	V
11816.900	34.85	-31.85	39.05	27.65	54.00	19.15	H

Channel 54

Frequency (MHz)	Measurement Result (dBuV/m)	Cable Loss (dB)	Antenna Factor (dB/m)	Receiver Reading (dBuV)	Limit (dBuV/m)	Margin (dB)	Antenna Pol. (H/V)
17997.800	46.31	-25.50	46.66	25.15	54.00	7.69	H
17980.800	46.15	-25.50	46.66	24.99	54.00	7.85	H
14497.600	39.29	-28.59	42.46	25.42	54.00	14.71	V
14477.200	39.26	-28.59	42.46	25.39	54.00	14.74	H
11831.800	34.87	-31.85	39.05	27.67	54.00	19.13	H
11831.200	34.86	-31.85	39.05	27.66	54.00	19.14	H

Channel 62

Frequency (MHz)	Measurement Result (dBuV/m)	Cable Loss (dB)	Antenna Factor (dB/m)	Receiver Reading (dBuV)	Limit (dBuV/m)	Margin (dB)	Antenna Pol. (H/V)
17985.200	46.27	-25.50	46.66	25.11	54.00	7.73	H
17987.300	46.07	-25.50	46.66	24.91	54.00	7.93	H
14488.200	39.24	-28.59	42.46	25.37	54.00	14.76	H
14483.300	39.23	-28.59	42.46	25.36	54.00	14.77	V
5350.300	44.81	-27.43	34.01	38.23	54.00	9.19	H
5351.600	44.67	-27.43	34.01	38.09	54.00	9.33	H

©Copyright. All rights reserved by CTTL.

Channel 118

Frequency (MHz)	Measurement Result (dBuV/m)	Cable Loss (dB)	Antenna Factor (dB/m)	Receiver Reading (dBuV)	Limit (dBuV/m)	Margin (dB)	Antenna Pol. (H/V)
17991.2	46.08	-25.5	46.66	24.92	54	7.92	V
17985.7	46	-25.5	46.66	24.84	54	8	H
14478.4	39.23	-28.59	42.46	25.36	54	14.77	H
14486	39.13	-28.59	42.46	25.26	54	14.87	H
11919.8	34.85	-31.48	39.09	27.24	54	19.15	H
11815.3	34.81	-31.85	39.05	27.61	54	19.19	H

Channel 134

Frequency (MHz)	Measurement Result (dBuV/m)	Cable Loss (dB)	Antenna Factor (dB/m)	Receiver Reading (dBuV)	Limit (dBuV/m)	Margin (dB)	Antenna Pol. (H/V)
17994	46.36	-25.5	46.66	25.2	54	7.64	V
17990.1	46.19	-25.5	46.66	25.03	54	7.81	V
14471.2	39.34	-28.59	42.46	25.47	54	14.66	H
14475	39.18	-28.59	42.46	25.31	54	14.82	H
11817.5	35.01	-31.85	39.05	27.81	54	18.99	V
11896.7	34.98	-31.85	39.05	27.78	54	19.02	H

Channel 142

Frequency (MHz)	Measurement Result (dBuV/m)	Cable Loss (dB)	Antenna Factor (dB/m)	Receiver Reading (dBuV)	Limit (dBuV/m)	Margin (dB)	Antenna Pol. (H/V)
17978.5	45.59	-25.5	46.66	24.43	54	8.41	H
17991.8	45.57	-25.5	46.66	24.41	54	8.43	H
14475.6	38.7	-28.59	42.46	24.83	54	15.3	H
14494.9	38.62	-28.59	42.46	24.75	54	15.38	H
11837.8	34.35	-31.85	39.05	27.15	54	19.65	V
11831.8	34.11	-31.85	39.05	26.91	54	19.89	V

©Copyright. All rights reserved by CTTL.

802.11ac-HT80

Channel 42

Frequency (MHz)	Measurement Result (dBuV/m)	Cable Loss (dB)	Antenna Factor (dB/m)	Receiver Reading (dBuV)	Limit (dBuV/m)	Margin (dB)	Antenna Pol. (H/V)
17985.700	46.19	-25.50	46.66	25.03	54.00	7.81	V
17980.200	46.06	-25.50	46.66	24.90	54.00	7.94	H
14470.600	39.35	-28.59	42.46	25.48	54.00	14.65	H
14497.000	39.32	-28.59	42.46	25.45	54.00	14.68	H
5147.500	48.21	-27.61	33.67	42.15	54.00	5.79	H
5148.600	48.16	-27.61	33.67	42.10	54.00	5.84	H

Channel 58

Frequency (MHz)	Measurement Result (dBuV/m)	Cable Loss (dB)	Antenna Factor (dB/m)	Receiver Reading (dBuV)	Limit (dBuV/m)	Margin (dB)	Antenna Pol. (H/V)
17986.800	46.36	-25.50	46.66	25.20	54.00	7.64	V
17965.900	46.13	-25.50	46.66	24.97	54.00	7.87	H
14476.100	39.20	-28.59	42.46	25.33	54.00	14.80	H
14495.400	39.16	-28.59	42.46	25.29	54.00	14.84	V
5350.300	43.28	-27.43	34.01	36.70	54.00	10.72	H
5350.100	43.25	-27.43	34.01	36.67	54.00	10.75	V

Channel 106

Frequency (MHz)	Measurement Result (dBuV/m)	Cable Loss (dB)	Antenna Factor (dB/m)	Receiver Reading (dBuV)	Limit (dBuV/m)	Margin (dB)	Antenna Pol. (H/V)
17996.2	46.21	-25.5	46.66	25.05	54	7.79	H
17993.4	46.15	-25.5	46.66	24.99	54	7.85	V
14495.4	39.32	-28.59	42.46	25.45	54	14.68	V
14472.3	39.27	-28.59	42.46	25.4	54	14.73	H
5458.3	45.95	-27.18	34.17	38.96	54	8.05	H
5457.6	45.87	-27.18	34.17	38.88	54	8.13	H

©Copyright. All rights reserved by CTTL.

Channel 122

Frequency (MHz)	Measurement Result (dBuV/m)	Cable Loss (dB)	Antenna Factor (dB/m)	Receiver Reading (dBuV)	Limit (dBuV/m)	Margin (dB)	Antenna Pol. (H/V)
17997.2	46.51	-25.5	46.66	25.35	54	7.49	V
17993.4	46.24	-25.5	46.66	25.08	54	7.76	H
14493.2	39.51	-28.59	42.46	25.64	54	14.49	V
14477.2	39.46	-28.59	42.46	25.59	54	14.54	V
11821.9	35.03	-31.85	39.05	27.83	54	18.97	V
11834.5	34.85	-31.85	39.05	27.65	54	19.15	V

Channel 138

Frequency (MHz)	Measurement Result (dBuV/m)	Cable Loss (dB)	Antenna Factor (dB/m)	Receiver Reading (dBuV)	Limit (dBuV/m)	Margin (dB)	Antenna Pol. (H/V)
17977.5	46.2	-25.5	46.66	25.04	54	7.8	H
17998.9	46.18	-25.5	46.66	25.02	54	7.82	V
14497.6	39.35	-28.59	42.46	25.48	54	14.65	V
14475	39.31	-28.59	42.46	25.44	54	14.69	V
11832.3	34.77	-31.85	39.05	27.57	54	19.23	H
11837.2	34.7	-31.85	39.05	27.5	54	19.3	V

©Copyright. All rights reserved by CTTL.

PEAK Results:

802.11a

Channel 36

Frequency (MHz)	Measurement Result (dBuV/m)	Cable Loss (dB)	Antenna Factor (dB/m)	Receiver Reading (dBuV)	Limit (dBuV/m)	Margin (dB)	Antenna Pol. (H/V)
17976.900	57.45	-25.50	46.66	36.29	74.00	16.55	V
17996.700	57.40	-25.50	46.66	36.24	74.00	16.60	V
14520.700	50.89	-28.59	42.46	37.02	68.30	17.41	H
14406.300	50.85	-28.59	42.46	36.98	68.30	17.45	V
5149.700	57.37	-27.61	33.67	51.31	74.00	16.63	H
5149.600	57.12	-27.61	33.67	51.06	74.00	16.88	H

Channel 40

Frequency (MHz)	Measurement Result (dBuV/m)	Cable Loss (dB)	Antenna Factor (dB/m)	Receiver Reading (dBuV)	Limit (dBuV/m)	Margin (dB)	Antenna Pol. (H/V)
17966.500	57.50	-25.50	46.66	36.34	74.00	16.50	H
17917.000	57.33	-25.50	46.66	36.17	74.00	16.67	V
14607.600	51.72	-27.29	41.90	37.11	68.30	16.58	H
14444.200	51.36	-28.59	42.46	37.49	68.30	16.94	H
11708.500	46.70	-31.99	38.98	39.71	74.00	27.30	H
11897.800	46.68	-31.85	39.05	39.48	74.00	27.32	H

Channel 48

Frequency (MHz)	Measurement Result (dBuV/m)	Cable Loss (dB)	Antenna Factor (dB/m)	Receiver Reading (dBuV)	Limit (dBuV/m)	Margin (dB)	Antenna Pol. (H/V)
17991.800	57.54	-25.50	46.66	36.38	74.00	16.46	V
17998.900	57.41	-25.50	46.66	36.25	74.00	16.59	H
14986.000	50.99	-27.85	40.21	38.63	68.30	17.31	H
14342.000	50.97	-28.42	42.34	37.05	68.30	17.33	V
11988.000	46.66	-31.48	39.09	39.05	74.00	27.34	H
11866.400	46.55	-31.85	39.05	39.35	74.00	27.45	H

©Copyright. All rights reserved by CTTL.

Channel 52

Frequency (MHz)	Measurement Result (dBuV/m)	Cable Loss (dB)	Antenna Factor (dB/m)	Receiver Reading (dBuV)	Limit (dBuV/m)	Margin (dB)	Antenna Pol. (H/V)
17983.500	57.92	-25.50	46.66	36.76	74.00	16.08	V
17967.000	57.32	-25.50	46.66	36.16	74.00	16.68	H
14399.700	51.89	-28.59	42.46	38.02	68.30	16.41	V
14340.300	51.62	-28.42	42.34	37.70	68.30	16.68	H
11614.000	47.23	-32.31	38.91	40.64	74.00	26.77	V
11545.200	46.60	-32.26	38.84	40.03	74.00	27.40	H

Channel 56

Frequency (MHz)	Measurement Result (dBuV/m)	Cable Loss (dB)	Antenna Factor (dB/m)	Receiver Reading (dBuV)	Limit (dBuV/m)	Margin (dB)	Antenna Pol. (H/V)
17984.000	57.49	-25.50	46.66	36.33	74.00	16.51	H
17980.800	57.20	-25.50	46.66	36.04	74.00	16.80	H
14353.500	51.34	-28.42	42.34	37.42	68.30	16.96	V
14588.400	51.29	-27.29	41.90	36.68	68.30	17.01	H
11829.000	47.23	-31.85	39.05	40.03	74.00	26.77	H
11618.900	46.50	-32.31	38.91	39.91	74.00	27.50	H

Channel 64

Frequency (MHz)	Measurement Result (dBuV/m)	Cable Loss (dB)	Antenna Factor (dB/m)	Receiver Reading (dBuV)	Limit (dBuV/m)	Margin (dB)	Antenna Pol. (H/V)
17987.300	57.78	-25.50	46.66	36.62	74.00	16.22	V
17930.200	57.25	-25.50	46.66	36.09	74.00	16.75	H
14527.900	51.70	-28.59	42.46	37.83	68.30	16.60	H
14416.200	51.66	-28.59	42.46	37.79	68.30	16.64	V
5351.100	56.84	-27.43	34.01	50.26	74.00	17.16	H
5350.200	56.74	-27.43	34.01	50.16	74.00	17.26	H

©Copyright. All rights reserved by CTTL.

Channel 100

Frequency (MHz)	Measurement Result (dBuV/m)	Cable Loss (dB)	Antenna Factor (dB/m)	Receiver Reading (dBuV)	Limit (dBuV/m)	Margin (dB)	Antenna Pol. (H/V)
17995.600	57.91	-25.50	46.66	36.75	74.00	16.09	V
17996.700	57.84	-25.50	46.66	36.68	74.00	16.16	V
14279.800	51.98	-28.42	42.34	38.06	68.30	16.32	V
14516.900	51.41	-28.59	42.46	37.54	68.30	16.89	V
5458.900	56.32	-27.18	34.17	49.33	74.00	17.68	H
5469.800	60.53	-27.18	34.17	53.54	68.30	7.77	H

Channel 120

Frequency (MHz)	Measurement Result (dBuV/m)	Cable Loss (dB)	Antenna Factor (dB/m)	Receiver Reading (dBuV)	Limit (dBuV/m)	Margin (dB)	Antenna Pol. (H/V)
17993.400	58.30	-25.50	46.66	37.14	74.00	15.70	H
17981.300	57.80	-25.50	46.66	36.64	74.00	16.20	V
14405.800	51.31	-28.59	42.46	37.44	68.30	16.99	V
14421.100	51.15	-28.59	42.46	37.28	68.30	17.15	V
11945.600	46.90	-31.48	39.09	39.29	74.00	27.10	V
11896.700	46.52	-31.85	39.05	39.32	74.00	27.48	V

Channel 140

Frequency (MHz)	Measurement Result (dBuV/m)	Cable Loss (dB)	Antenna Factor (dB/m)	Receiver Reading (dBuV)	Limit (dBuV/m)	Margin (dB)	Antenna Pol. (H/V)
17946.700	57.78	-25.50	46.66	36.62	74.00	16.22	V
17987.300	57.78	-25.50	46.66	36.62	74.00	16.22	H
14306.800	51.45	-28.42	42.34	37.53	68.30	16.85	V
14802.900	51.35	-28.32	41.35	38.33	68.30	16.95	V
5727.700	65.50	-27.07	34.31	58.26	68.30	2.80	V
5726.300	63.97	-27.07	34.31	56.73	68.30	4.33	V

©Copyright. All rights reserved by CTTL.

Channel 144

Frequency (MHz)	Measurement Result (dBuV/m)	Cable Loss (dB)	Antenna Factor (dB/m)	Receiver Reading (dBuV)	Limit (dBuV/m)	Margin (dB)	Antenna Pol. (H/V)
17976.9	57.28	-25.5	46.66	36.12	74	16.72	H
17998.3	57.19	-25.5	46.66	36.03	74	16.81	V
14498.1	51.49	-28.59	42.46	37.62	74	22.51	H
14286.4	50.68	-28.42	42.34	36.76	68.3	17.62	V
11818.6	46.13	-31.85	39.05	38.93	74	27.87	H
11768	45.5	-31.99	38.98	38.51	74	28.5	H

802.11n-HT20

Channel 36

Frequency (MHz)	Measurement Result (dBuV/m)	Cable Loss (dB)	Antenna Factor (dB/m)	Receiver Reading (dBuV)	Limit (dBuV/m)	Margin (dB)	Antenna Pol. (H/V)
17983.000	57.24	-25.50	46.66	36.08	74.00	16.76	H
17968.100	57.18	-25.50	46.66	36.02	74.00	16.82	H
14315.000	51.66	-28.42	42.34	37.74	68.30	16.64	V
14349.100	51.66	-28.42	42.34	37.74	68.30	16.64	H
5148.700	58.37	-27.61	33.67	52.31	74.00	15.63	H
5149.200	58.24	-27.61	33.67	52.18	74.00	15.76	H

Channel 40

Frequency (MHz)	Measurement Result (dBuV/m)	Cable Loss (dB)	Antenna Factor (dB/m)	Receiver Reading (dBuV)	Limit (dBuV/m)	Margin (dB)	Antenna Pol. (H/V)
17989.000	57.89	-25.50	46.66	36.73	74.00	16.11	H
17987.300	57.69	-25.50	46.66	36.53	74.00	16.31	V
14402.500	51.78	-28.59	42.46	37.91	68.30	16.52	H
14496.000	51.42	-28.59	42.46	37.55	74.00	22.58	V
11830.600	47.29	-31.85	39.05	40.09	74.00	26.71	H
11820.200	47.01	-31.85	39.05	39.81	74.00	26.99	V

©Copyright. All rights reserved by CTTL.

Channel 48

Frequency (MHz)	Measurement Result (dBuV/m)	Cable Loss (dB)	Antenna Factor (dB/m)	Receiver Reading (dBuV)	Limit (dBuV/m)	Margin (dB)	Antenna Pol. (H/V)
17990.100	57.19	-25.50	46.66	36.03	74.00	16.81	V
17991.200	57.09	-25.50	46.66	35.93	74.00	16.91	V
14392.500	51.01	-28.59	42.46	37.14	68.30	17.29	H
14320.500	50.99	-28.42	42.34	37.07	68.30	17.31	V
11944.000	47.04	-31.48	39.09	39.43	74.00	26.96	V
11412.700	46.79	-32.42	38.79	40.42	74.00	27.21	V

Channel 52

Frequency (MHz)	Measurement Result (dBuV/m)	Cable Loss (dB)	Antenna Factor (dB/m)	Receiver Reading (dBuV)	Limit (dBuV/m)	Margin (dB)	Antenna Pol. (H/V)
17996.700	57.96	-25.50	46.66	36.80	74.00	16.04	H
17987.300	56.79	-25.50	46.66	35.63	74.00	17.21	V
14344.700	51.62	-28.42	42.34	37.70	68.30	16.68	H
14412.900	51.23	-28.59	42.46	37.36	68.30	17.07	H
11616.700	47.13	-32.31	38.91	40.54	74.00	26.87	V
11823.000	46.86	-31.85	39.05	39.66	74.00	27.14	V

Channel 56

Frequency (MHz)	Measurement Result (dBuV/m)	Cable Loss (dB)	Antenna Factor (dB/m)	Receiver Reading (dBuV)	Limit (dBuV/m)	Margin (dB)	Antenna Pol. (H/V)
17962.000	57.47	-25.50	46.66	36.31	74.00	16.53	H
17978.500	57.45	-25.50	46.66	36.29	74.00	16.55	H
14287.000	51.61	-28.42	42.34	37.69	68.30	16.69	H
14484.400	51.46	-28.59	42.46	37.59	74.00	22.54	H
11744.300	46.65	-31.99	38.98	39.66	74.00	27.35	V
11926.900	46.60	-31.48	39.09	38.99	74.00	27.40	H

©Copyright. All rights reserved by CTTL.

Channel 64

Frequency (MHz)	Measurement Result (dBuV/m)	Cable Loss (dB)	Antenna Factor (dB/m)	Receiver Reading (dBuV)	Limit (dBuV/m)	Margin (dB)	Antenna Pol. (H/V)
17848.200	57.98	-25.50	46.66	36.82	74.00	16.02	V
17997.200	57.71	-25.50	46.66	36.55	74.00	16.29	H
14431.000	51.31	-28.59	42.46	37.44	68.30	16.99	H
14537.200	51.08	-27.29	41.90	36.47	68.30	17.22	V
5351.600	58.62	-27.43	34.01	52.04	74.00	15.38	H
5353.100	58.50	-27.43	34.01	51.92	74.00	15.50	H

Channel 100

Frequency (MHz)	Measurement Result (dBuV/m)	Cable Loss (dB)	Antenna Factor (dB/m)	Receiver Reading (dBuV)	Limit (dBuV/m)	Margin (dB)	Antenna Pol. (H/V)
17956.500	57.40	-25.50	46.66	36.24	74.00	16.60	V
17998.300	57.33	-25.50	46.66	36.17	74.00	16.67	V
14403.000	51.52	-28.59	42.46	37.65	68.30	16.78	H
14354.000	51.40	-28.42	42.34	37.48	68.30	16.90	H
5459.000	56.94	-27.18	34.17	49.95	74.00	17.06	H
5469.300	61.04	-27.18	34.17	54.05	68.30	7.26	H

Channel 120

Frequency (MHz)	Measurement Result (dBuV/m)	Cable Loss (dB)	Antenna Factor (dB/m)	Receiver Reading (dBuV)	Limit (dBuV/m)	Margin (dB)	Antenna Pol. (H/V)
17990.100	57.41	-25.50	46.66	36.25	74.00	16.59	H
17975.200	57.05	-25.50	46.66	35.89	74.00	16.95	V
14724.800	51.26	-28.32	41.35	38.24	68.30	17.04	H
14165.400	51.16	-28.99	42.00	38.14	68.30	17.14	V
11999.500	47.58	-31.48	39.09	39.97	74.00	26.42	V
11277.400	47.00	-32.36	38.77	40.60	74.00	27.00	V

©Copyright. All rights reserved by CTTL.

Channel 140

Frequency (MHz)	Measurement Result (dBuV/m)	Cable Loss (dB)	Antenna Factor (dB/m)	Receiver Reading (dBuV)	Limit (dBuV/m)	Margin (dB)	Antenna Pol. (H/V)
17979.700	58.41	-25.50	46.66	37.25	74.00	15.59	V
17995.600	57.62	-25.50	46.66	36.46	74.00	16.38	V
14397.000	51.61	-28.59	42.46	37.74	68.30	16.69	H
14412.400	51.05	-28.59	42.46	37.18	68.30	17.25	V
5726.600	66.92	-27.07	34.31	59.68	68.30	1.38	H
5727.300	66.76	-27.07	34.31	59.52	68.30	1.54	V

Channel 144

Frequency (MHz)	Measurement Result (dBuV/m)	Cable Loss (dB)	Antenna Factor (dB/m)	Receiver Reading (dBuV)	Limit (dBuV/m)	Margin (dB)	Antenna Pol. (H/V)
17971.4	56.96	-25.5	46.66	35.8	74	17.04	H
17991.2	56.84	-25.5	46.66	35.68	74	17.16	H
14660.4	50.88	-27.29	41.9	36.27	68.3	17.42	V
14586.1	50.75	-27.29	41.9	36.14	68.3	17.55	V
11821.3	45.75	-31.85	39.05	38.55	74	28.25	V
11881.3	45.57	-31.85	39.05	38.37	74	28.43	V

802.11n-HT40

Channel 38

Frequency (MHz)	Measurement Result (dBuV/m)	Cable Loss (dB)	Antenna Factor (dB/m)	Receiver Reading (dBuV)	Limit (dBuV/m)	Margin (dB)	Antenna Pol. (H/V)
17986.200	57.41	-25.50	46.66	36.25	74.00	16.59	V
17899.300	57.36	-25.50	46.66	36.20	74.00	16.64	V
14329.900	51.87	-28.42	42.34	37.95	68.30	16.43	V
14478.400	51.79	-28.59	42.46	37.92	74.00	22.21	H
5149.300	67.37	-27.61	33.67	61.31	74.00	6.63	H
5149.900	66.84	-27.61	33.67	60.78	74.00	7.16	H

©Copyright. All rights reserved by CTTL.

Channel 46

Frequency (MHz)	Measurement Result (dBuV/m)	Cable Loss (dB)	Antenna Factor (dB/m)	Receiver Reading (dBuV)	Limit (dBuV/m)	Margin (dB)	Antenna Pol. (H/V)
17986.800	57.98	-25.50	46.66	36.82	74.00	16.02	V
17973.000	57.02	-25.50	46.66	35.86	74.00	16.98	H
14313.400	51.86	-28.42	42.34	37.94	68.30	16.44	V
14348.000	51.61	-28.42	42.34	37.69	68.30	16.69	V
11856.000	46.45	-31.85	39.05	39.25	74.00	27.55	H
11197.600	46.42	-32.60	38.75	40.28	74.00	27.58	H

Channel 54

Frequency (MHz)	Measurement Result (dBuV/m)	Cable Loss (dB)	Antenna Factor (dB/m)	Receiver Reading (dBuV)	Limit (dBuV/m)	Margin (dB)	Antenna Pol. (H/V)
17994.000	57.11	-25.50	46.66	35.95	74.00	16.89	V
17944.500	57.10	-25.50	46.66	35.94	74.00	16.90	H
14370.000	51.34	-28.42	42.34	37.42	68.30	16.96	H
14378.800	51.21	-28.42	42.34	37.29	68.30	17.09	H
11838.900	47.09	-31.85	39.05	39.89	74.00	26.91	V
11862.600	46.81	-31.85	39.05	39.61	74.00	27.19	V

Channel 62

Frequency (MHz)	Measurement Result (dBuV/m)	Cable Loss (dB)	Antenna Factor (dB/m)	Receiver Reading (dBuV)	Limit (dBuV/m)	Margin (dB)	Antenna Pol. (H/V)
17963.700	57.97	-25.50	46.66	36.81	74.00	16.03	V
17993.400	57.54	-25.50	46.66	36.38	74.00	16.46	V
14498.700	51.19	-28.59	42.46	37.32	74.00	22.81	H
14644.500	51.19	-27.29	41.90	36.58	68.30	17.11	H
5352.700	61.69	-27.43	34.01	55.11	74.00	12.31	V
5350.600	61.08	-27.43	34.01	54.50	74.00	12.92	H

©Copyright. All rights reserved by CTTL.

Channel 102

Frequency (MHz)	Measurement Result (dBuV/m)	Cable Loss (dB)	Antenna Factor (dB/m)	Receiver Reading (dBuV)	Limit (dBuV/m)	Margin (dB)	Antenna Pol. (H/V)
17979.700	57.59	-25.50	46.66	36.43	74.00	16.41	V
17983.000	57.32	-25.50	46.66	36.16	74.00	16.68	V
14520.700	51.60	-28.59	42.46	37.73	68.30	16.70	V
14370.500	51.55	-28.42	42.34	37.63	68.30	16.75	H
5459.400	60.11	-27.18	34.17	53.12	74.00	13.89	H
5469.100	67.04	-27.18	34.17	60.05	68.30	1.26	V

Channel 118

Frequency (MHz)	Measurement Result (dBuV/m)	Cable Loss (dB)	Antenna Factor (dB/m)	Receiver Reading (dBuV)	Limit (dBuV/m)	Margin (dB)	Antenna Pol. (H/V)
17986.200	58.06	-25.50	46.66	36.90	74.00	15.94	V
17991.800	57.56	-25.50	46.66	36.40	74.00	16.44	H
14487.700	51.28	-28.59	42.46	37.41	74.00	22.72	V
14367.800	50.98	-28.42	42.34	37.06	68.30	17.32	H
11816.400	47.18	-31.85	39.05	39.98	74.00	26.82	V
11823.500	46.96	-31.85	39.05	39.76	74.00	27.04	V

Channel 134

Frequency (MHz)	Measurement Result (dBuV/m)	Cable Loss (dB)	Antenna Factor (dB/m)	Receiver Reading (dBuV)	Limit (dBuV/m)	Margin (dB)	Antenna Pol. (H/V)
17977.500	57.83	-25.50	46.66	36.67	74.00	16.17	V
17992.300	57.12	-25.50	46.66	35.96	74.00	16.88	V
14097.200	51.52	-29.44	41.66	39.30	68.30	16.78	H
14413.500	51.02	-28.59	42.46	37.15	68.30	17.28	V
5729.300	59.41	-27.07	34.31	52.17	68.30	8.89	V
5727.900	59.34	-27.07	34.31	52.10	68.30	8.96	V

©Copyright. All rights reserved by CTTL.

Channel 142

Frequency (MHz)	Measurement Result (dBuV/m)	Cable Loss (dB)	Antenna Factor (dB/m)	Receiver Reading (dBuV)	Limit (dBuV/m)	Margin (dB)	Antenna Pol. (H/V)
17987.3	57.33	-25.5	46.66	36.17	74	16.67	H
17946.1	56.71	-25.5	46.66	35.55	74	17.29	V
14610.4	51.26	-27.29	41.9	36.65	68.3	17.04	H
14321.6	51.11	-28.42	42.34	37.19	68.3	17.19	V
9209.4	46.31	-33.73	38.02	42.02	68.3	21.99	V
11169.6	46.04	-32.6	38.75	39.9	74	27.96	H

802.11ac-HT20

Channel 36

Frequency (MHz)	Measurement Result (dBuV/m)	Cable Loss (dB)	Antenna Factor (dB/m)	Receiver Reading (dBuV)	Limit (dBuV/m)	Margin (dB)	Antenna Pol. (H/V)
17983.500	57.35	-25.50	46.66	36.19	74.00	16.65	H
17957.700	57.21	-25.50	46.66	36.05	74.00	16.79	H
14492.600	51.58	-28.59	42.46	37.71	74.00	22.42	V
14386.000	51.24	-28.42	42.34	37.32	68.30	17.06	V
5149.900	57.90	-27.61	33.67	51.84	74.00	16.10	H
5149.700	57.52	-27.61	33.67	51.46	74.00	16.48	H

Channel 40

Frequency (MHz)	Measurement Result (dBuV/m)	Cable Loss (dB)	Antenna Factor (dB/m)	Receiver Reading (dBuV)	Limit (dBuV/m)	Margin (dB)	Antenna Pol. (H/V)
17939.000	57.79	-25.50	46.66	36.63	74.00	16.21	H
17990.100	57.30	-25.50	46.66	36.14	74.00	16.70	V
14324.900	51.48	-28.42	42.34	37.56	68.30	16.82	V
14391.500	51.05	-28.42	42.34	37.13	68.30	17.25	V
11961.000	46.46	-31.48	39.09	38.85	74.00	27.54	H
11816.400	46.40	-31.85	39.05	39.20	74.00	27.60	H

©Copyright. All rights reserved by CTTL.

Channel 48

Frequency (MHz)	Measurement Result (dBuV/m)	Cable Loss (dB)	Antenna Factor (dB/m)	Receiver Reading (dBuV)	Limit (dBuV/m)	Margin (dB)	Antenna Pol. (H/V)
17878.500	57.75	-25.50	46.66	36.59	74.00	16.25	V
17963.700	57.69	-25.50	46.66	36.53	74.00	16.31	V
14487.100	51.17	-28.59	42.46	37.30	74.00	22.83	V
14518.000	51.16	-28.59	42.46	37.29	68.30	17.14	V
11886.800	46.90	-31.85	39.05	39.70	74.00	27.10	V
11876.900	46.73	-31.85	39.05	39.53	74.00	27.27	H

Channel 52

Frequency (MHz)	Measurement Result (dBuV/m)	Cable Loss (dB)	Antenna Factor (dB/m)	Receiver Reading (dBuV)	Limit (dBuV/m)	Margin (dB)	Antenna Pol. (H/V)
17996.200	57.69	-25.50	46.66	36.53	74.00	16.31	V
17982.400	57.56	-25.50	46.66	36.40	74.00	16.44	H
14379.900	51.89	-28.42	42.34	37.97	68.30	16.41	V
14427.800	51.78	-28.59	42.46	37.91	68.30	16.52	V
11969.300	46.70	-31.48	39.09	39.09	74.00	27.30	V
11916.500	46.68	-31.48	39.09	39.07	74.00	27.32	V

Channel 56

Frequency (MHz)	Measurement Result (dBuV/m)	Cable Loss (dB)	Antenna Factor (dB/m)	Receiver Reading (dBuV)	Limit (dBuV/m)	Margin (dB)	Antenna Pol. (H/V)
17990.700	57.90	-25.50	46.66	36.74	74.00	16.10	V
17946.100	57.40	-25.50	46.66	36.24	74.00	16.60	V
14371.600	51.64	-28.42	42.34	37.72	68.30	16.66	V
14672.000	51.59	-27.29	41.90	36.98	68.30	16.71	V
11837.300	47.85	-31.85	39.05	40.65	74.00	26.15	H
11712.400	47.20	-31.99	38.98	40.21	74.00	26.80	H

©Copyright. All rights reserved by CTTL.

Channel 64

Frequency (MHz)	Measurement Result (dBuV/m)	Cable Loss (dB)	Antenna Factor (dB/m)	Receiver Reading (dBuV)	Limit (dBuV/m)	Margin (dB)	Antenna Pol. (H/V)
17973.600	57.34	-25.50	46.66	36.18	74.00	16.66	H
17990.700	57.32	-25.50	46.66	36.16	74.00	16.68	V
14731.400	51.56	-28.32	41.35	38.54	68.30	16.74	V
14340.900	51.36	-28.42	42.34	37.44	68.30	16.94	V
5351.300	57.35	-27.43	34.01	50.77	74.00	16.65	H
5350.300	57.16	-27.43	34.01	50.58	74.00	16.84	H

Channel 100

Frequency (MHz)	Measurement Result (dBuV/m)	Cable Loss (dB)	Antenna Factor (dB/m)	Receiver Reading (dBuV)	Limit (dBuV/m)	Margin (dB)	Antenna Pol. (H/V)
17983.500	57.68	-25.50	46.66	36.52	74.00	16.32	V
17996.700	57.53	-25.50	46.66	36.37	74.00	16.47	V
14444.200	51.29	-28.59	42.46	37.42	68.30	17.01	H
14489.400	51.04	-28.59	42.46	37.17	74.00	22.96	H
5459.200	57.09	-27.18	34.17	50.10	74.00	16.91	V
5469.400	61.84	-27.18	34.17	54.85	68.30	6.46	H

Channel 120

Frequency (MHz)	Measurement Result (dBuV/m)	Cable Loss (dB)	Antenna Factor (dB/m)	Receiver Reading (dBuV)	Limit (dBuV/m)	Margin (dB)	Antenna Pol. (H/V)
17980.200	57.86	-25.50	46.66	36.70	74.00	16.14	V
17977.500	57.61	-25.50	46.66	36.45	74.00	16.39	H
14520.700	51.75	-28.59	42.46	37.88	68.30	16.55	H
14423.900	51.38	-28.59	42.46	37.51	68.30	16.92	H
11884.600	47.06	-31.85	39.05	39.86	74.00	26.94	H
11517.200	46.72	-32.26	38.84	40.15	74.00	27.28	V

©Copyright. All rights reserved by CTTL.

Channel 140

Frequency (MHz)	Measurement Result (dBuV/m)	Cable Loss (dB)	Antenna Factor (dB/m)	Receiver Reading (dBuV)	Limit (dBuV/m)	Margin (dB)	Antenna Pol. (H/V)
17949.400	57.70	-25.50	46.66	36.54	74.00	16.30	V
17990.100	57.52	-25.50	46.66	36.36	74.00	16.48	H
14520.700	51.96	-28.59	42.46	38.09	68.30	16.34	H
14692.900	51.30	-28.32	41.35	38.28	68.30	17.00	H
5725.200	64.10	-27.07	34.31	56.86	68.30	4.20	V
5728.200	63.87	-27.07	34.31	56.63	68.30	4.43	V

Channel 144

Frequency (MHz)	Measurement Result (dBuV/m)	Cable Loss (dB)	Antenna Factor (dB/m)	Receiver Reading (dBuV)	Limit (dBuV/m)	Margin (dB)	Antenna Pol. (H/V)
17986.8	57.07	-25.5	46.66	35.91	74	16.93	H
17993.4	56.71	-25.5	46.66	35.55	74	17.29	V
14509.1	51.29	-28.59	42.46	37.42	68.3	17.01	H
14784.1	50.74	-28.32	41.35	37.72	68.3	17.56	H
11925.3	45.86	-31.48	39.09	38.25	74	28.14	V
11840.6	45.39	-31.85	39.05	38.19	74	28.61	V

802.11ac-HT40

Channel 38

Frequency (MHz)	Measurement Result (dBuV/m)	Cable Loss (dB)	Antenna Factor (dB/m)	Receiver Reading (dBuV)	Limit (dBuV/m)	Margin (dB)	Antenna Pol. (H/V)
17975.800	58.24	-25.50	46.66	37.08	74.00	15.76	H
17915.800	57.78	-25.50	46.66	36.62	74.00	16.22	V
14424.500	51.88	-28.59	42.46	38.01	68.30	16.42	V
14683.000	51.59	-28.32	41.35	38.57	68.30	16.71	V
5149.300	64.97	-27.61	33.67	58.91	74.00	9.03	H
5148.700	62.91	-27.61	33.67	56.85	74.00	11.09	H

©Copyright. All rights reserved by CTTL.

Channel 46

Frequency (MHz)	Measurement Result (dBuV/m)	Cable Loss (dB)	Antenna Factor (dB/m)	Receiver Reading (dBuV)	Limit (dBuV/m)	Margin (dB)	Antenna Pol. (H/V)
17891.700	58.32	-25.50	46.66	37.16	74.00	15.68	H
17979.700	57.50	-25.50	46.66	36.34	74.00	16.50	H
14406.900	51.77	-28.59	42.46	37.90	68.30	16.53	V
14219.300	51.50	-28.99	42.00	38.48	68.30	16.80	V
11572.700	46.62	-32.31	38.91	40.03	74.00	27.38	H
11716.800	46.53	-31.99	38.98	39.54	74.00	27.47	H

Channel 54

Frequency (MHz)	Measurement Result (dBuV/m)	Cable Loss (dB)	Antenna Factor (dB/m)	Receiver Reading (dBuV)	Limit (dBuV/m)	Margin (dB)	Antenna Pol. (H/V)
17994.500	57.80	-25.50	46.66	36.64	74.00	16.20	H
17967.500	57.39	-25.50	46.66	36.23	74.00	16.61	H
14346.400	51.22	-28.42	42.34	37.30	68.30	17.08	V
14473.400	51.19	-28.59	42.46	37.32	74.00	22.81	H
11830.100	46.24	-31.85	39.05	39.04	74.00	27.76	V
11580.400	46.22	-32.31	38.91	39.63	74.00	27.78	V

Channel 62

Frequency (MHz)	Measurement Result (dBuV/m)	Cable Loss (dB)	Antenna Factor (dB/m)	Receiver Reading (dBuV)	Limit (dBuV/m)	Margin (dB)	Antenna Pol. (H/V)
17874.000	57.66	-25.50	46.66	36.50	74.00	16.34	H
17893.800	57.58	-25.50	46.66	36.42	74.00	16.42	V
14356.200	51.03	-28.42	42.34	37.11	68.30	17.27	V
14515.200	50.90	-28.59	42.46	37.03	68.30	17.40	V
5351.600	59.15	-27.43	34.01	52.57	74.00	14.85	H
5352.800	58.61	-27.43	34.01	52.03	74.00	15.39	H

©Copyright. All rights reserved by CTTL.

Channel 102

Frequency (MHz)	Measurement Result (dBuV/m)	Cable Loss (dB)	Antenna Factor (dB/m)	Receiver Reading (dBuV)	Limit (dBuV/m)	Margin (dB)	Antenna Pol. (H/V)
17985.700	58.38	-25.50	46.66	37.22	74.00	15.62	V
17970.800	57.55	-25.50	46.66	36.39	74.00	16.45	V
14419.000	50.95	-28.59	42.46	37.08	68.30	17.35	H
14399.100	50.74	-28.59	42.46	36.87	68.30	17.56	V
5458.900	58.27	-27.18	34.17	51.28	74.00	15.73	V
5469.200	64.79	-27.18	34.17	57.80	68.30	3.51	H

Channel 118

Frequency (MHz)	Measurement Result (dBuV/m)	Cable Loss (dB)	Antenna Factor (dB/m)	Receiver Reading (dBuV)	Limit (dBuV/m)	Margin (dB)	Antenna Pol. (H/V)
17976.900	57.32	-25.50	46.66	36.16	74.00	16.68	H
17985.700	57.28	-25.50	46.66	36.12	74.00	16.72	H
14361.800	52.06	-28.42	42.34	38.14	68.30	16.24	V
14674.100	51.65	-27.29	41.90	37.04	68.30	16.65	V
11937.900	47.27	-31.48	39.09	39.66	74.00	26.73	V
11548.000	46.88	-32.26	38.84	40.31	74.00	27.12	H

Channel 134

Frequency (MHz)	Measurement Result (dBuV/m)	Cable Loss (dB)	Antenna Factor (dB/m)	Receiver Reading (dBuV)	Limit (dBuV/m)	Margin (dB)	Antenna Pol. (H/V)
17985.700	57.74	-25.50	46.66	36.58	74.00	16.26	H
17972.000	57.60	-25.50	46.66	36.44	74.00	16.40	H
14475.000	51.41	-28.59	42.46	37.54	74.00	22.59	H
14443.100	51.16	-28.59	42.46	37.29	68.30	17.14	V
5729.700	57.46	-27.07	34.31	50.22	68.30	10.84	V
5728.700	57.38	-27.07	34.31	50.14	68.30	10.92	H

©Copyright. All rights reserved by CTTL.

Channel 142

Frequency (MHz)	Measurement Result (dBuV/m)	Cable Loss (dB)	Antenna Factor (dB/m)	Receiver Reading (dBuV)	Limit (dBuV/m)	Margin (dB)	Antenna Pol. (H/V)
17939.5	57.19	-25.5	46.66	36.03	74	16.81	H
17993.4	56.66	-25.5	46.66	35.5	74	17.34	H
14502.5	51.08	-28.59	42.46	37.21	68.3	17.22	H
14699.5	50.88	-28.32	41.35	37.86	68.3	17.42	H
11617.8	45.63	-32.31	38.91	39.04	74	28.37	H
11845	45.41	-31.85	39.05	38.21	74	28.59	V

802.11ac-HT80

Channel 42

Frequency (MHz)	Measurement Result (dBuV/m)	Cable Loss (dB)	Antenna Factor (dB/m)	Receiver Reading (dBuV)	Limit (dBuV/m)	Margin (dB)	Antenna Pol. (H/V)
17996.700	57.33	-25.50	46.66	36.17	74.00	16.67	H
17985.700	57.18	-25.50	46.66	36.02	74.00	16.82	V
14513.500	51.11	-28.59	42.46	37.24	68.30	17.19	H
14433.800	50.99	-28.59	42.46	37.12	68.30	17.31	V
5148.300	62.61	-27.61	33.67	56.55	74.00	11.39	H
5148.500	62.59	-27.61	33.67	56.53	74.00	11.41	H

Channel 58

Frequency (MHz)	Measurement Result (dBuV/m)	Cable Loss (dB)	Antenna Factor (dB/m)	Receiver Reading (dBuV)	Limit (dBuV/m)	Margin (dB)	Antenna Pol. (H/V)
17959.300	57.27	-25.50	46.66	36.11	74.00	16.73	V
17971.400	57.13	-25.50	46.66	35.97	74.00	16.87	V
14414.000	51.21	-28.59	42.46	37.34	68.30	17.09	V
14696.100	51.21	-28.32	41.35	38.19	68.30	17.09	H
5352.900	59.04	-27.43	34.01	52.46	74.00	14.96	V
5351.800	58.08	-27.43	34.01	51.50	74.00	15.92	V

©Copyright. All rights reserved by CTTL.

Channel 106

Frequency (MHz)	Measurement Result (dBuV/m)	Cable Loss (dB)	Antenna Factor (dB/m)	Receiver Reading (dBuV)	Limit (dBuV/m)	Margin (dB)	Antenna Pol. (H/V)
17994.000	57.00	-25.50	46.66	35.84	74.00	17.00	V
17990.100	56.93	-25.50	46.66	35.77	74.00	17.07	V
14282.000	51.37	-28.42	42.34	37.45	68.30	16.93	H
14398.000	51.28	-28.59	42.46	37.41	68.30	17.02	V
5455.800	60.83	-27.18	34.17	53.84	74.00	13.17	V
5468.600	62.23	-27.18	34.17	55.24	68.30	6.07	H

Channel 122

Frequency (MHz)	Measurement Result (dBuV/m)	Cable Loss (dB)	Antenna Factor (dB/m)	Receiver Reading (dBuV)	Limit (dBuV/m)	Margin (dB)	Antenna Pol. (H/V)
17990.700	58.24	-25.50	46.66	37.08	74.00	15.76	H
17989.000	57.47	-25.50	46.66	36.31	74.00	16.53	V
14482.200	51.53	-28.59	42.46	37.66	74.00	22.47	V
14425.000	51.19	-28.59	42.46	37.32	68.30	17.11	H
5726.900	56.71	-27.07	34.31	49.47	68.30	11.59	V
5730.100	56.59	-27.07	34.31	49.35	68.30	11.71	V

Channel 138

Frequency (MHz)	Measurement Result (dBuV/m)	Cable Loss (dB)	Antenna Factor (dB/m)	Receiver Reading (dBuV)	Limit (dBuV/m)	Margin (dB)	Antenna Pol. (H/V)
17983.5	57.28	-25.5	46.66	36.12	74	16.72	V
17967.5	56.84	-25.5	46.66	35.68	74	17.16	V
14421.7	50.66	-28.59	42.46	36.79	68.3	17.64	H
14344.7	50.59	-28.42	42.34	36.67	68.3	17.71	H
11999	46.31	-31.48	39.09	38.7	74	27.69	V
11968.7	45.9	-31.48	39.09	38.29	74	28.1	V

©Copyright. All rights reserved by CTTL.

A.7. AC Power line Conducted Emission (150kHz- 30MHz)

Method of Measurement:

See Clause 6.2 of ANSI C63.10-2013 specifically.

See Clause 4 and Clause 5 of ANSI C63.10-2013 generally.

The conducted emissions from the AC port of the EUT are measured in a shielding room. The EUT is connected to a Line Impedance Stabilization Network (LISN). An overview sweep with peak detection was performed. The measurements were performed with a quasi-peak detector and if required, an average detector.

The conducted emission measurements were made with the following detector of the test receiver: Quasi-Peak / Average Detector.

The measurement bandwidth is:

Frequency of Emission (MHz)	RBW/IF bandwidth
0.15-30	9kHz

Test Condition:

Voltage（V）	Frequency（Hz）
120	60

Measurement Setup

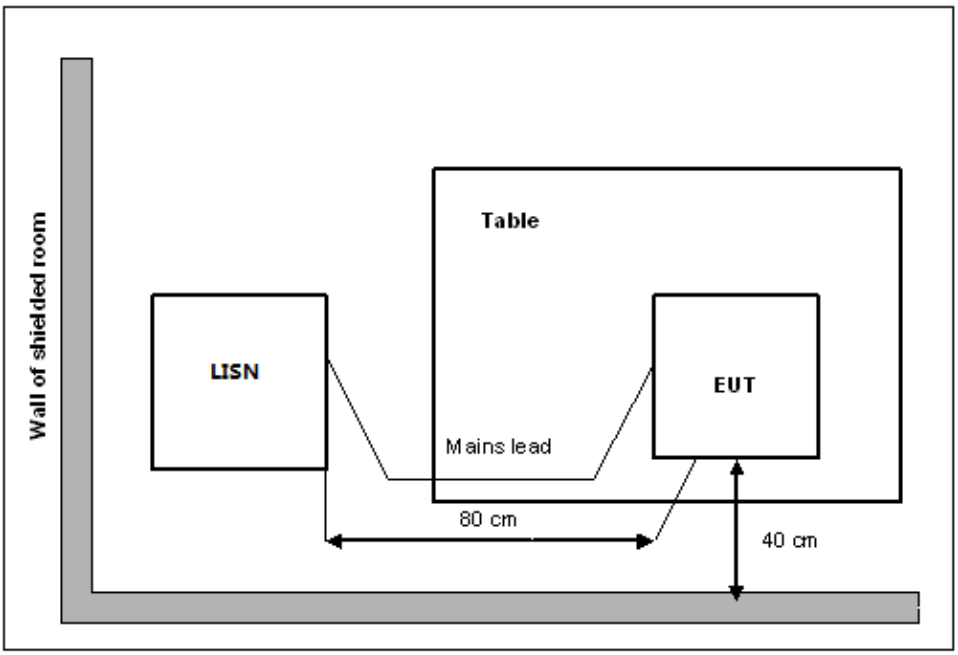

©Copyright. All rights reserved by CTTL.

Measurement Result and limit:

WLAN (Quasi-peak Limit)

Frequency range (MHz)	Quasi-peak Limit (dBμV)	Result (dBμV)		Conclusion
		With charger		
		802.11a	Idle	
0.15 to 0.5	66 to 56	Fig.A7.1	Fig.A7.2	P
0.5 to 5	56			
5 to 30	60			
NOTE: The limit decreases linearly with the logarithm of the frequency in the range 0.15 MHz to 0.5 MHz.				

WLAN (Average Limit)

Frequency range (MHz)	Average Limit (dBμV)	Result (dBμV)		Conclusion
		With charger		
		802.11a	Idle	
0.15 to 0.5	67 56 to 46	Fig.A7.1	Fig.A7.2	P
0.5 to 5	46			
5 to 30	50			
NOTE: The limit decreases linearly with the logarithm of the frequency in the range 0.15 MHz to 0.5 MHz.				

Conclusion: PASS

Test graphs as below:

©Copyright. All rights reserved by CTTL.

Traffic:

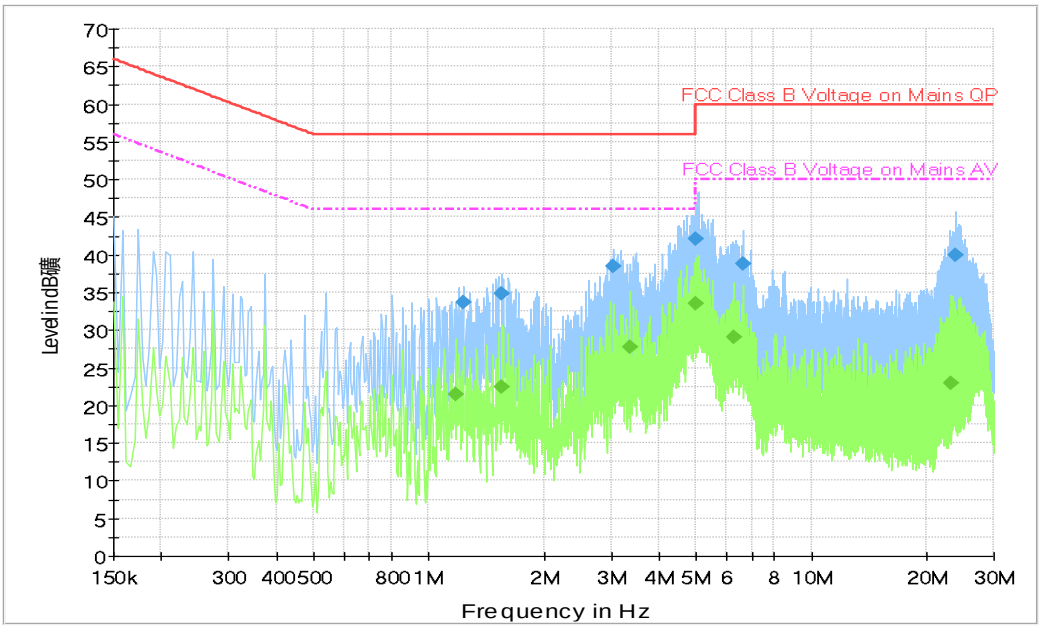

Fig.A7.1 AC Powerline Conducted Emission-Traffic

Note1: The graphic result above is the maximum of the measurements for both phase line and neutral line.

Final Result 1

Frequency (MHz)	QuasiPeak (dBµV)	Meas. Time (ms)	Bandwidth (kHz)	Line	Corr. (dB)	Margin (dB)	Limit (dBµV)
1.230000	33.6	2000.	9.000	L1	19.5	22.4	56.0
1.550000	34.8	2000.	9.000	L1	19.5	21.2	56.0
3.050000	38.4	2000.	9.000	L1	19.5	17.6	56.0
4.982000	42.1	2000.	9.000	L1	19.6	13.9	56.0
6.634000	38.9	2000.	9.000	L1	19.5	21.1	60.0
23.870000	39.9	2000.	9.000	N	19.9	20.1	60.0

Final Result 2

Frequency (MHz)	Average (dBµV)	Meas. Time (ms)	Bandwidth (kHz)	Line	Corr. (dB)	Margin (dB)	Limit (dBµV)
1.182000	21.5	2000.0	9.000	L1	19.5	24.5	46.0
1.550000	22.4	2000.0	9.000	L1	19.5	23.6	46.0
3.370000	27.8	2000.0	9.000	L1	19.5	18.2	46.0
4.970000	33.5	2000.0	9.000	L1	19.6	12.5	46.0
6.254000	29.0	2000.0	9.000	L1	19.6	21.0	50.0
23.246000	22.9	2000.0	9.000	N	19.9	27.1	50.0

©Copyright. All rights reserved by CTTL.

Idle

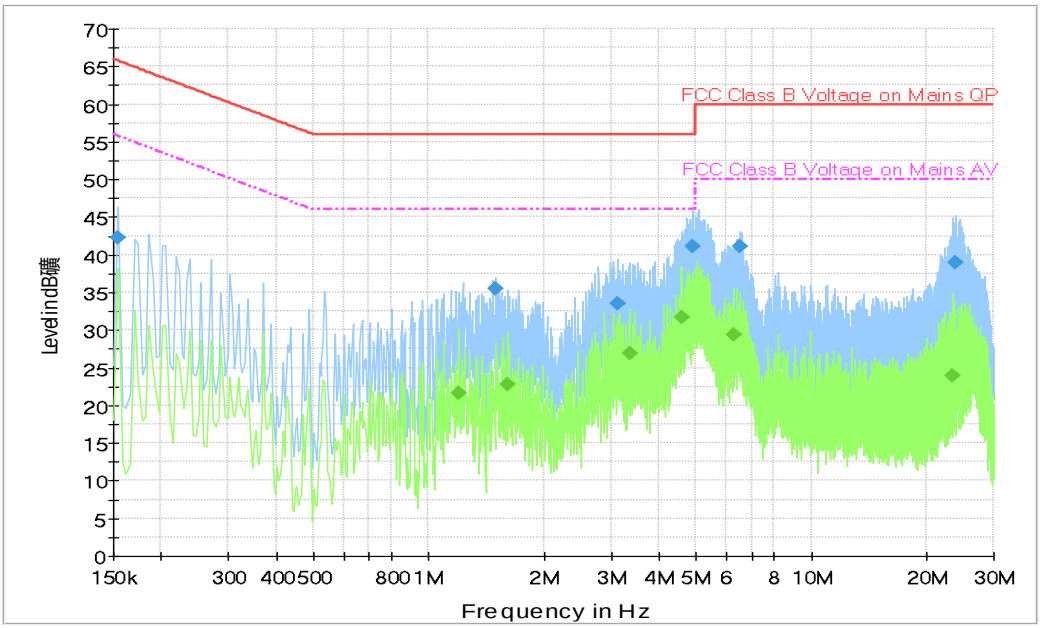

Fig.A7.2 AC Powerline Conducted Emission-Idle

Note1: The graphic result above is the maximum of the measurements for both phase line and neutral line.

Final Result 1

Frequency (MHz)	QuasiPeak (dBµV)	Meas. Time (ms)	Bandwidth (kHz)	Line	Corr. (dB)	Margin (dB)	Limit (dBµV)
0.154000	42.3	2000.	9.000	L1	20.1	23.4	65.8
1.498000	35.4	2000.	9.000	L1	19.5	20.6	56.0
3.118000	33.5	2000.	9.000	L1	19.5	22.5	56.0
4.890000	41.2	2000.	9.000	L1	19.6	14.8	56.0
6.526000	41.1	2000.	9.000	L1	19.5	18.9	60.0
23.742000	38.9	2000.	9.000	N	19.9	21.1	60.0

Final Result 2

Frequency (MHz)	Average (dBµV)	Meas. Time (ms)	Bandwidth (kHz)	Line	Corr. (dB)	Margin (dB)	Limit (dBµV)
1.194000	21.6	2000.0	9.000	L1	19.5	24.4	46.0
1.610000	22.7	2000.0	9.000	L1	19.5	23.3	46.0
3.366000	26.9	2000.0	9.000	L1	19.5	19.1	46.0
4.598000	31.6	2000.0	9.000	L1	19.6	14.4	46.0
6.262000	29.5	2000.0	9.000	L1	19.6	20.5	50.0
23.414000	23.9	2000.0	9.000	N	19.9	26.1	50.0

Note: The measurement results showed here are worst cases of the combinations of different Adapters.

©Copyright. All rights reserved by CTTL.

A.8. 99% Occupied bandwidth

Method of Measurement: See ANSI C63.10-2013-clause 12.4.2.

a) The instrument center frequency is set to the nominal EUT channel center frequency. The frequency span for the spectrum analyzer shall be between 1.5 times and 5.0 times the OBW.

b) The nominal IF filter bandwidth (3 dB RBW) shall be in the range of 1% to 5% of the OBW, and VBW shall be approximately three times the RBW, unless otherwise specified by the applicable requirement.

c) Set the reference level of the instrument as required, keeping the signal from exceeding the maximum input mixer level for linear operation. In general, the peak of the spectral envelope shall be more than [10 log (OBW/RBW)] below the reference level. Specific guidance is given in 4.1.5.2.

d) Step a) through step c) might require iteration to adjust within the specified range.

e) Video averaging is not permitted. Where practical, a sample detection and single sweep mode shall be used. Otherwise, peak detection and max hold mode (until the trace stabilizes) shall be used.

f) Use the 99% power bandwidth function of the instrument (if available) and report the measured bandwidth.

g) If the instrument does not have a 99% power bandwidth function, then the trace data points are recovered and directly summed in linear power terms. The recovered amplitude data points, beginning at the lowest frequency, are placed in a running sum until 0.5% ofthe total is reached; that frequency is recorded as the lower frequency. The process is repeated until 99.5% of the total is reached; that frequency is recorded as the upper frequency. The 99% power bandwidth is the difference between these two frequencies.

h) The occupied bandwidth shall be reported by providing plot(s) of the measuring instrument display; the plot axes and the scale units per division shall be clearly labeled. Tabular data may be reported in addition to the plot(s).

Measurement Uncertainty:

Measurement Uncertainty	60.80Hz

Measurement Result:

Mode	Frequency	99% Occupied bandwidth (MHz)		conclusion
802.11a	5180 MHz	Fig.72	18.12	P
	5200 MHz	Fig.73	18.24	P

©Copyright. All rights reserved by CTTL.

	5240 MHz	Fig.74	08.20	P
802.11n HT20	5180 MHz	Fig.75	18.20	P
	5200 MHz	Fig.76	18.16	P
	5240 MHz	Fig.77	18.28	P
802.11n HT40	5190 MHz	Fig.82	36.24	P
	5230 MHz	Fig.83	36.40	P
802.11ac HT80	5210 MHz	Fig.86	75.84	P

Conclusion: PASS

Test graphs as below:

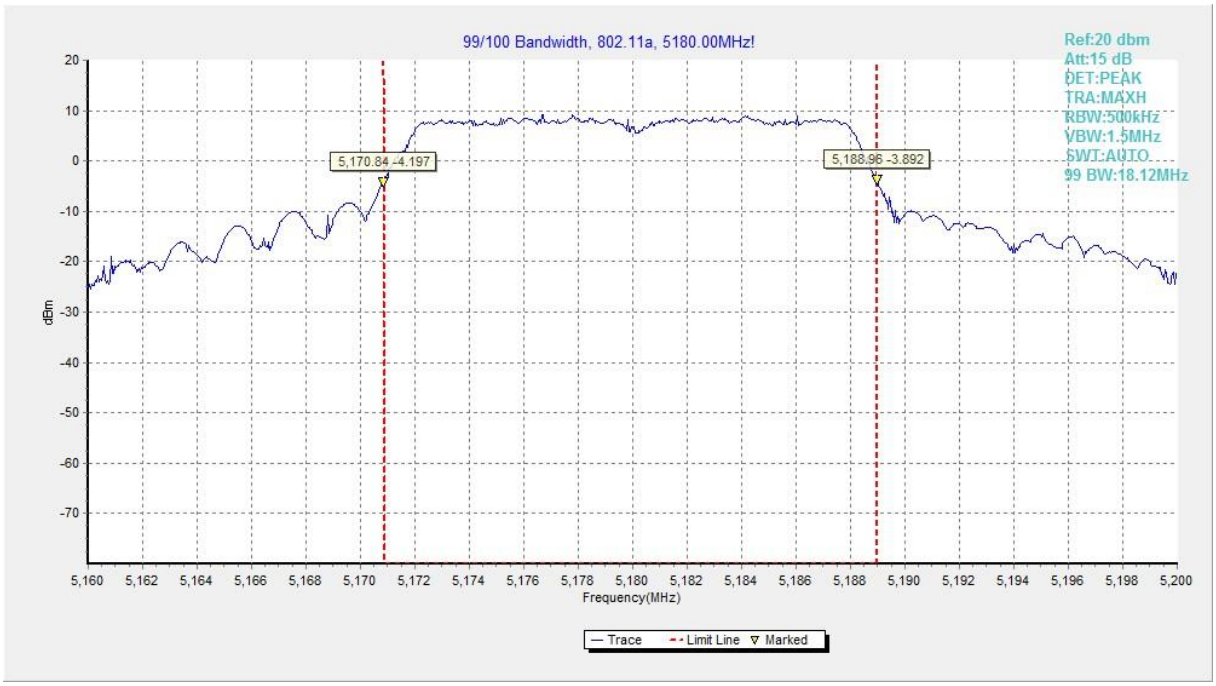

©Copyright. All rights reserved by CTTL.

Fig.34 99% Occupied bandwidth (802.11a, 5180MHz)

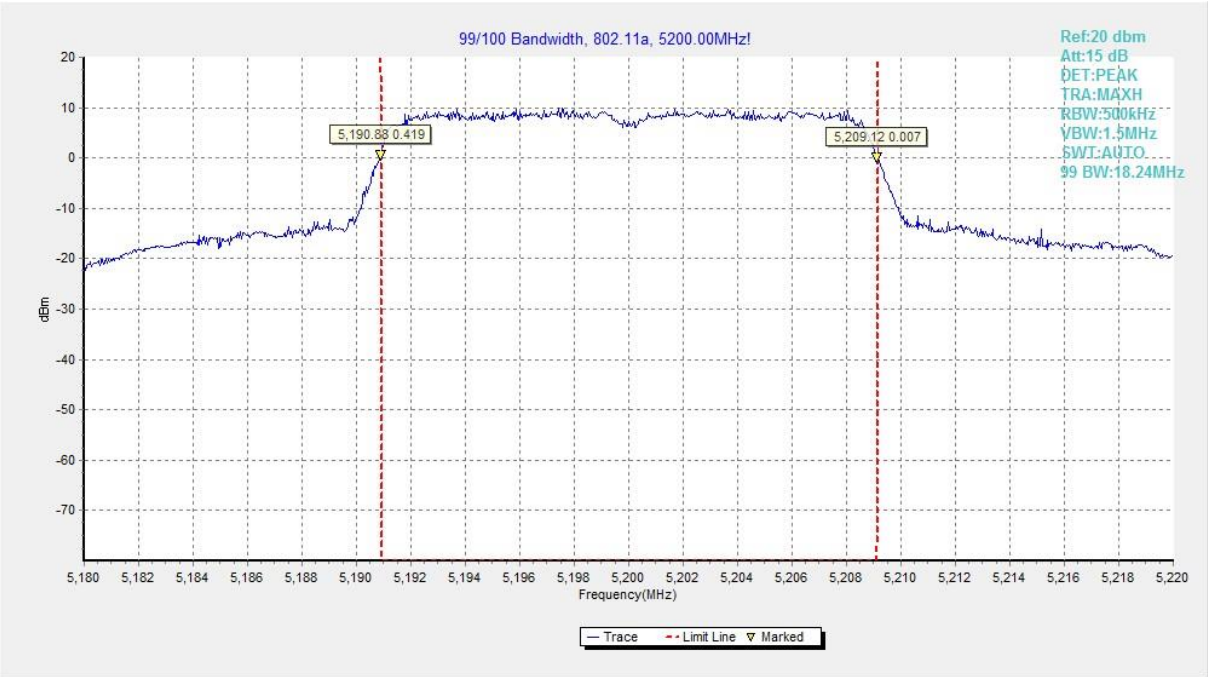

Fig.35 99% Occupied bandwidth (802.11a, 5200MHz)

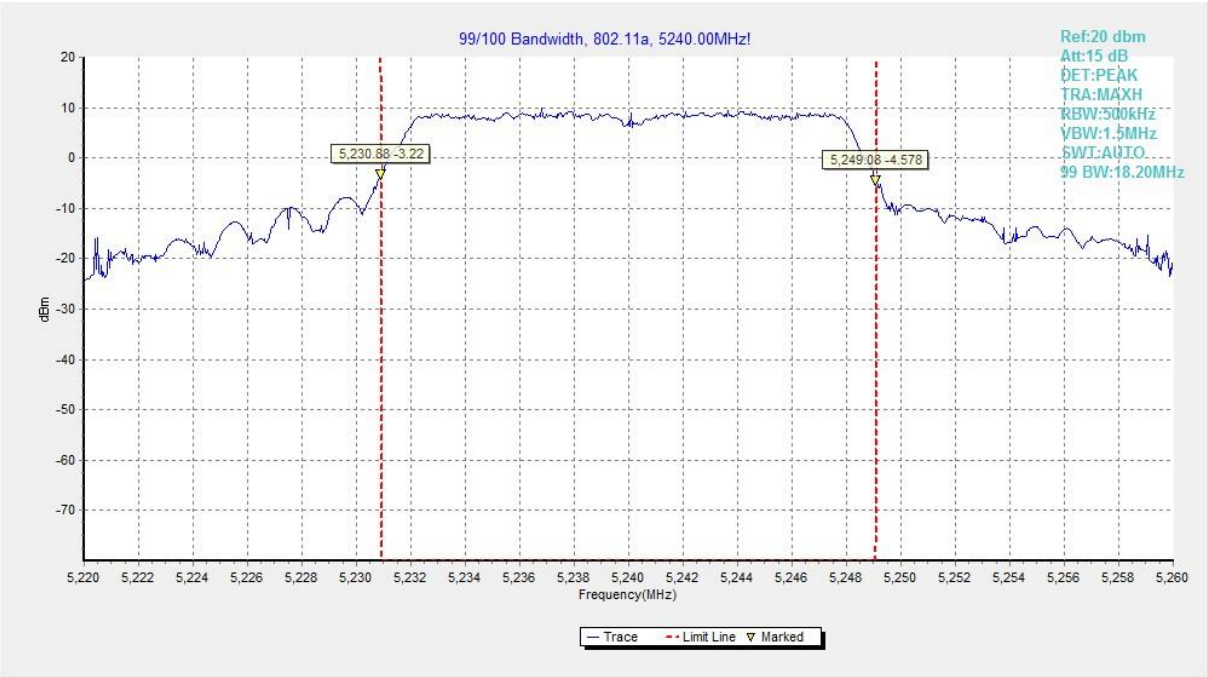

©Copyright. All rights reserved by CTTL.

Fig.36 99% Occupied bandwidth (802.11a, 5240MHz)

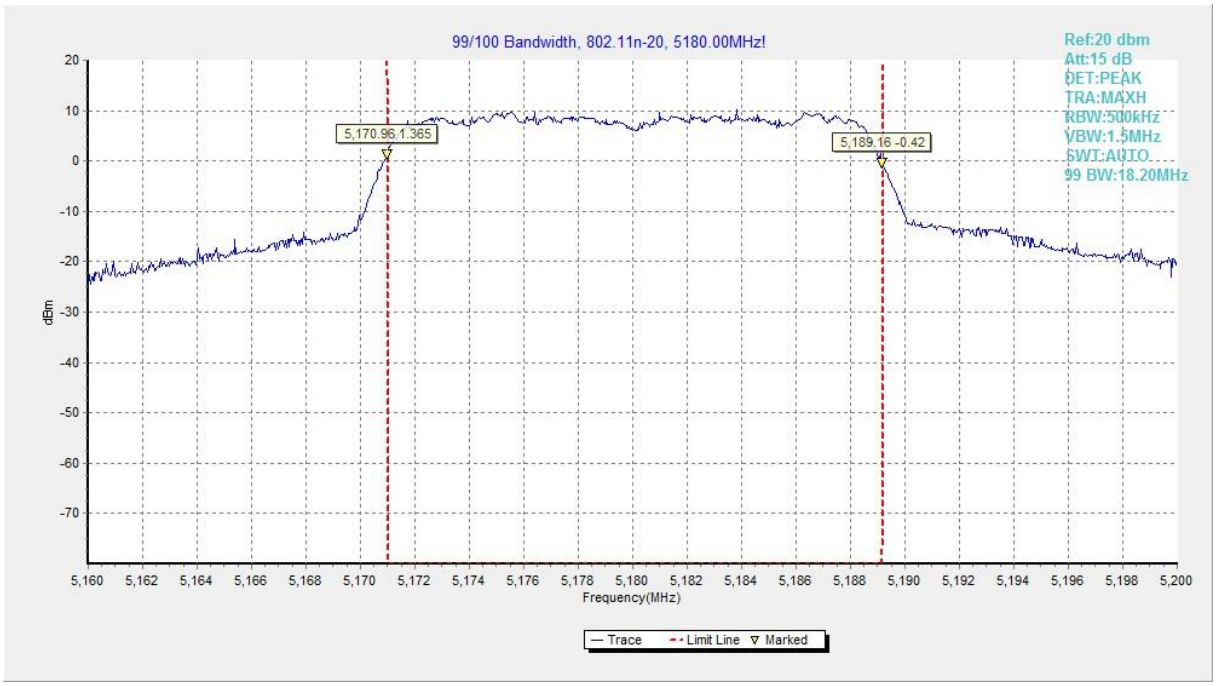

Fig.37 99% Occupied bandwidth (802.11n-HT20, 5180MHz)

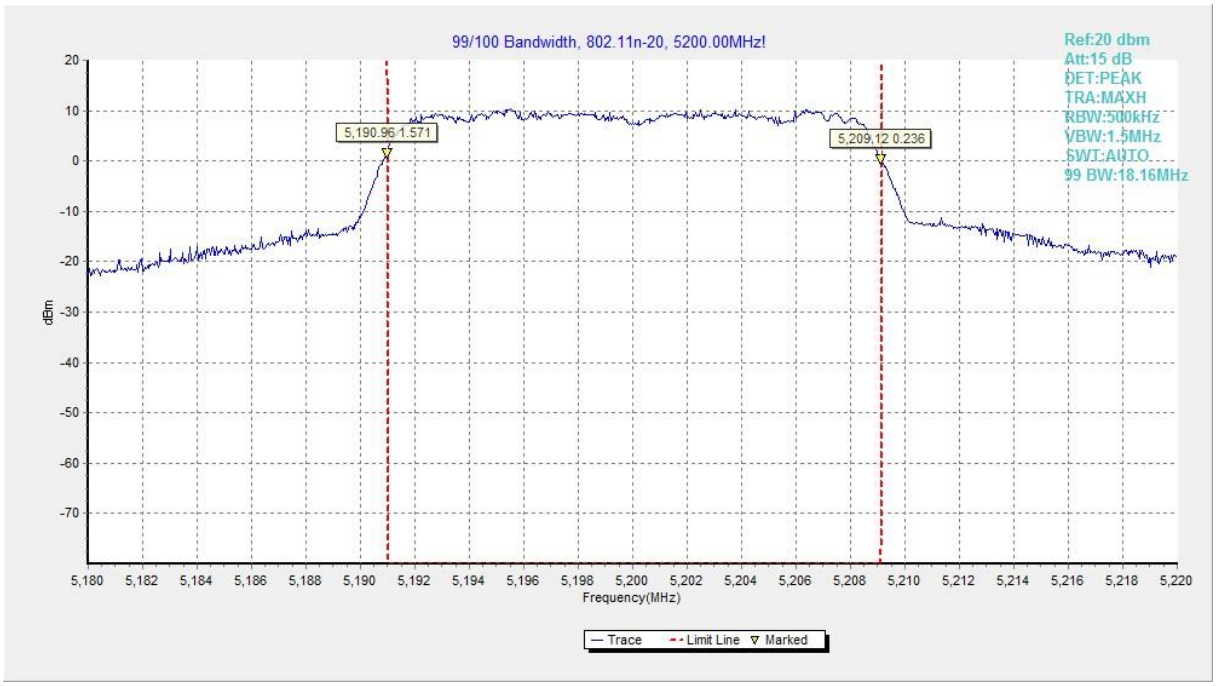

Fig.38 99% Occupied bandwidth (802.11n-HT20, 5200MHz)

©Copyright. All rights reserved by CTTL.

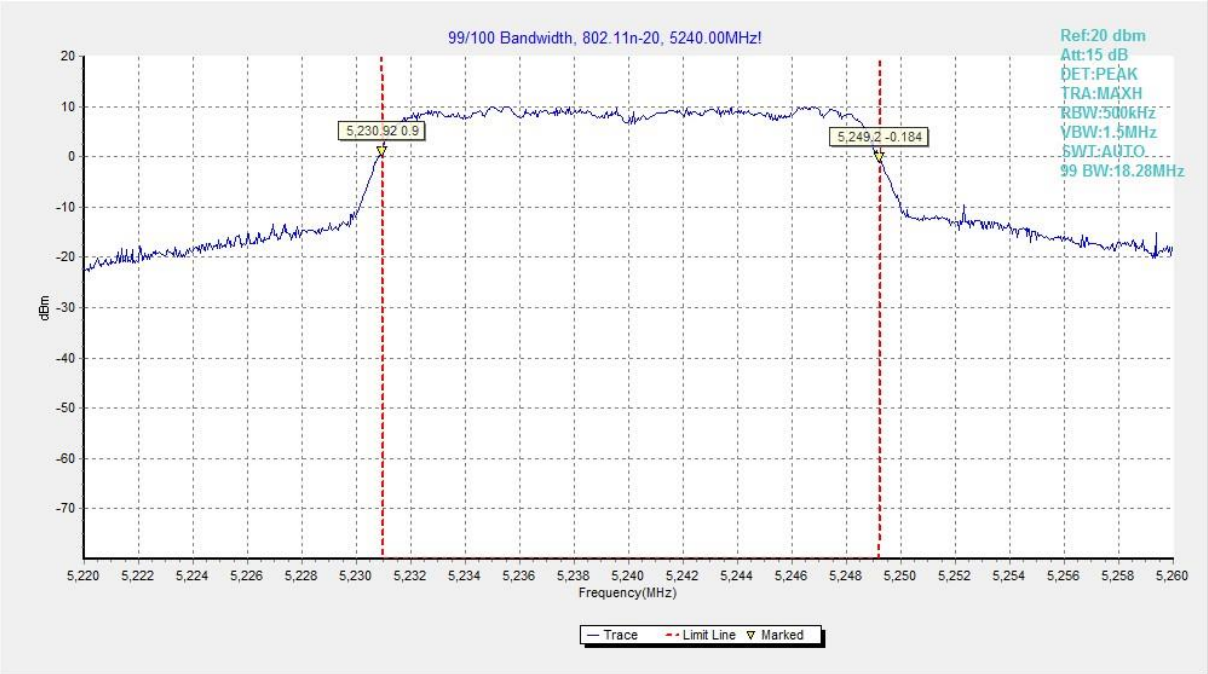

Fig.39 99% Occupied bandwidth (802.11n-HT20, 5240MHz)

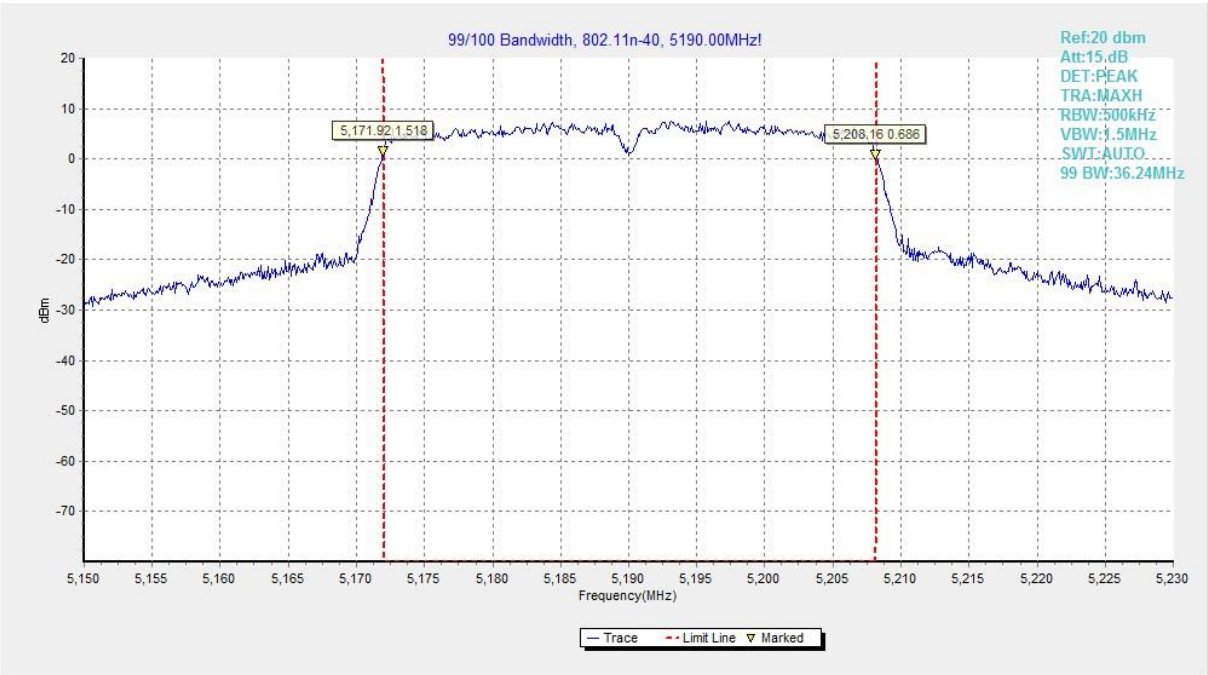

Fig.40 99% Occupied bandwidth (802.11n-HT40, 5190MHz)

©Copyright. All rights reserved by CTTL.

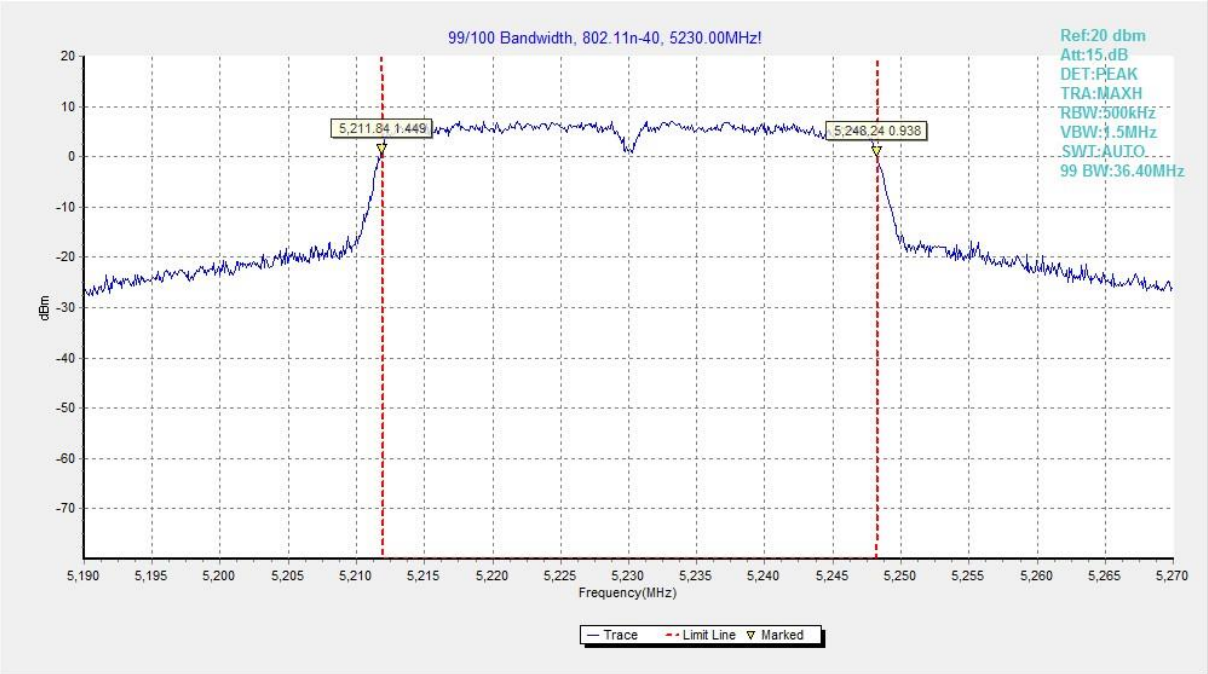

Fig.41 99% Occupied bandwidth (802.11n-HT40, 5230MHz)

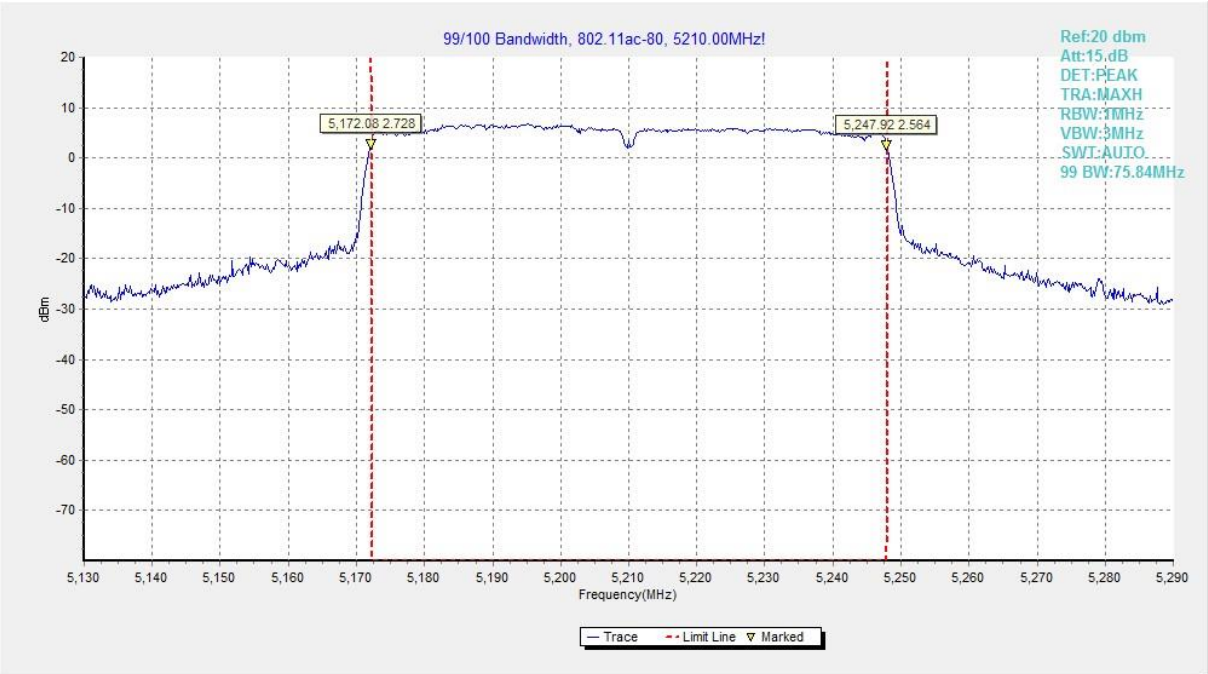

Fig.42 99% Occupied bandwidth (802.11ac-HT80, 5210MHz)

©Copyright. All rights reserved by CTTL.

A.9. Power control

A Transmission Power Control mechanism is not required for systems with an e.i.r.p. of less than 27dBm (500 mW).

ANNEX B: Accreditation Certificate

United States Department of Commerce
National Institute of Standards and Technology

NVLAP®

ilac-MRA

Certificate of Accreditation to ISO/IEC 17025:2017

NVLAP LAB CODE: 600118-0

Telecommunication Technology Labs, CAICT
Beijing
China

is accredited by the National Voluntary Laboratory Accreditation Program for specific services, listed on the Scope of Accreditation, for:

Electromagnetic Compatibility & Telecommunications

This laboratory is accredited in accordance with the recognized International Standard ISO/IEC 17025:2017. This accreditation demonstrates technical competence for a defined scope and the operation of a laboratory quality management system (refer to joint ISO-ILAC-IAF Communique dated January 2009).

2021-09-29 through 2022-09-30
Effective Dates

For the National Voluntary Laboratory Accreditation Program

***** END OF REPORT BODY *****

©Copyright. All rights reserved by CTTL.