Channel 52

Frequency (MHz)	Measurement Result (dBuV/m)	Cable Loss (dB)	Antenna Factor (dB/m)	Receiver Reading (dBuV)	Limit (dBuV/m)	Margin (dB)	Antenna Pol. (H/V)
5139.250	42.5	-28.2	32.6	38.19	54.0	11.5	V
5144.750	42.6	-28.2	32.6	38.25	54.0	11.4	V
11692.600	36.1	-25.0	38.5	22.54	54.0	17.9	H
15780.200	36.9	-21.4	40.4	17.86	54.0	17.1	H
17741.500	38.2	-20.5	40.5	18.15	54.0	15.8	H
17835.000	38.1	-20.4	40.4	18.10	54.0	15.9	H

Channel 56

Frequency (MHz)	Measurement Result (dBuV/m)	Cable Loss (dB)	Antenna Factor (dB/m)	Receiver Reading (dBuV)	Limit (dBuV/m)	Margin (dB)	Antenna Pol. (H/V)
5149.750	42.5	-28.2	32.6	38.11	54.0	11.5	V
5363.000	43.5	-27.8	32.7	38.59	54.0	10.5	H
11706.900	36.0	-25.0	38.5	22.51	54.0	18.0	H
15839.600	37.5	-21.3	40.5	18.36	54.0	16.5	V
17743.700	38.2	-20.5	40.5	18.13	54.0	15.8	H
17830.600	38.1	-20.4	40.4	18.11	54.0	15.9	H

Channel 64

Frequency (MHz)	Measurement Result (dBuV/m)	Cable Loss (dB)	Antenna Factor (dB/m)	Receiver Reading (dBuV)	Limit (dBuV/m)	Margin (dB)	Antenna Pol. (H/V)
5351.000	44.3	-27.9	32.7	39.43	54.0	9.7	H
5353.000	44.1	-27.8	32.7	39.24	54.0	9.9	H
10639.900	33.7	-26.8	37.9	22.61	54.0	20.3	V
15959.500	37.5	-21.5	40.7	18.36	54.0	16.5	H
17701.900	38.1	-20.6	40.5	18.14	54.0	15.9	V
17793.200	38.3	-20.3	40.5	18.10	54.0	15.7	H

©Copyright. All rights reserved by CTTL.

Channel 100

Frequency (MHz)	Measurement Result (dBuV/m)	Cable Loss (dB)	Antenna Factor (dB/m)	Receiver Reading (dBuV)	Limit (dBuV/m)	Margin (dB)	Antenna Pol. (H/V)
5457.000	43.9	-27.7	32.8	38.86	54.0	10.1	H
5459.250	44.0	-27.7	32.8	38.90	54.0	10.0	H
10999.600	33.5	-27.0	38.0	22.50	54.0	20.5	H
16143.200	37.9	-21.2	40.8	18.30	54.0	16.1	H
17837.200	38.1	-20.4	40.4	18.09	54.0	15.9	V
17741.500	38.2	-20.5	40.5	18.18	54.0	15.8	V

Channel 120

Frequency (MHz)	Measurement Result (dBuV/m)	Cable Loss (dB)	Antenna Factor (dB/m)	Receiver Reading (dBuV)	Limit (dBuV/m)	Margin (dB)	Antenna Pol. (H/V)
5433.500	42.9	-27.7	32.8	37.84	54.0	11.1	H
5439.000	42.9	-27.7	32.8	37.82	54.0	11.1	V
11199.800	33.3	-27.3	38.1	22.45	54.0	20.7	V
15544.800	37.4	-21.5	40.2	18.72	54.0	16.6	H
17750.300	38.2	-20.4	40.5	18.11	54.0	15.8	H
17875.700	37.8	-20.6	40.4	17.96	54.0	16.2	H

Channel 140

Frequency (MHz)	Measurement Result (dBuV/m)	Cable Loss (dB)	Antenna Factor (dB/m)	Receiver Reading (dBuV)	Limit (dBuV/m)	Margin (dB)	Antenna Pol. (H/V)
5420.000	41.9	-27.7	32.8	36.82	54.0	12.1	V
5424.500	41.9	-27.7	32.8	36.87	54.0	12.1	V
11400.000	34.1	-26.3	38.2	22.24	54.0	19.9	H
15870.400	37.6	-21.2	40.5	18.26	54.0	16.4	H
17745.900	38.1	-20.5	40.5	18.07	54.0	15.9	H
17830.600	38.1	-20.4	40.4	18.08	54.0	15.9	H

©Copyright. All rights reserved by CTTL.

Channel 144

Frequency (MHz)	Measurement Result (dBuV/m)	Cable Loss (dB)	Antenna Factor (dB/m)	Receiver Reading (dBuV)	Limit (dBuV/m)	Margin (dB)	Antenna Pol. (H/V)
5411.500	42.1	-27.7	32.7	37.03	54.0	11.9	V
5423.500	42.1	-27.7	32.8	37.06	54.0	11.9	V
11439.600	34.5	-26.0	38.2	22.28	54.0	19.5	V
16143.200	37.8	-21.2	40.8	18.18	54.0	16.2	V
17739.300	38.1	-20.5	40.5	18.08	54.0	15.9	V
17833.900	38.0	-20.4	40.4	17.96	54.0	16.0	H

802.11n-HT20

Channel 36

Frequency (MHz)	Measurement Result (dBuV/m)	Cable Loss (dB)	Antenna Factor (dB/m)	Receiver Reading (dBuV)	Limit (dBuV/m)	Margin (dB)	Antenna Pol. (H/V)
5149.250	43.6	-28.2	32.6	39.25	54.0	10.4	H
5150.000	43.8	-28.2	32.6	39.42	54.0	10.2	H
11703.600	35.4	-25.0	38.5	21.88	54.0	18.6	H
15540.400	37.0	-21.5	40.1	18.32	54.0	17.0	H
17738.200	37.8	-20.5	40.5	17.82	54.0	16.2	V
17830.600	37.8	-20.4	40.4	17.74	54.0	16.2	V

Channel 40

Frequency (MHz)	Measurement Result (dBuV/m)	Cable Loss (dB)	Antenna Factor (dB/m)	Receiver Reading (dBuV)	Limit (dBuV/m)	Margin (dB)	Antenna Pol. (H/V)
5143.250	43.3	-28.2	32.6	38.89	54.0	10.7	V
5364.000	42.8	-27.8	32.7	37.87	54.0	11.2	V
11693.700	35.6	-25.0	38.5	22.13	54.0	18.4	H
15599.800	39.7	-21.8	40.2	21.25	54.0	14.3	H
17740.400	37.9	-20.5	40.5	17.91	54.0	16.1	V
17798.700	37.9	-20.3	40.5	17.68	54.0	16.1	V

©Copyright. All rights reserved by CTTL.

Channel 48

Frequency (MHz)	Measurement Result (dBuV/m)	Cable Loss (dB)	Antenna Factor (dB/m)	Receiver Reading (dBuV)	Limit (dBuV/m)	Margin (dB)	Antenna Pol. (H/V)
5352.500	43.2	-27.9	32.7	38.30	54.0	10.8	V
5359.500	43.1	-27.8	32.7	38.22	54.0	10.9	V
11693.700	35.6	-25.0	38.5	22.08	54.0	18.4	H
15719.700	37.0	-21.1	40.4	17.71	54.0	17.0	V
17740.400	37.9	-20.5	40.5	17.87	54.0	16.1	V
17791.000	37.8	-20.3	40.5	17.66	54.0	16.2	V

Channel 52

Frequency (MHz)	Measurement Result (dBuV/m)	Cable Loss (dB)	Antenna Factor (dB/m)	Receiver Reading (dBuV)	Limit (dBuV/m)	Margin (dB)	Antenna Pol. (H/V)
5145.250	42.6	-28.2	32.6	38.23	54.0	11.4	V
5149.750	42.7	-28.2	32.6	38.25	54.0	11.3	V
11705.800	36.3	-25.0	38.5	22.74	54.0	17.7	H
15780.200	37.2	-21.4	40.4	18.13	54.0	16.8	H
17741.500	38.2	-20.5	40.5	18.22	54.0	15.8	H
17829.500	38.2	-20.4	40.4	18.14	54.0	15.8	H

Channel 56

Frequency (MHz)	Measurement Result (dBuV/m)	Cable Loss (dB)	Antenna Factor (dB/m)	Receiver Reading (dBuV)	Limit (dBuV/m)	Margin (dB)	Antenna Pol. (H/V)
5145.750	42.4	-28.2	32.6	38.05	54.0	11.6	V
5354.250	43.4	-27.8	32.7	38.57	54.0	10.6	V
11698.100	36.2	-24.9	38.5	22.71	54.0	17.8	V
15839.600	37.7	-21.3	40.5	18.53	54.0	16.3	H
17741.500	38.3	-20.5	40.5	18.26	54.0	15.7	V
17835.000	38.2	-20.4	40.4	18.15	54.0	15.8	V

©Copyright. All rights reserved by CTTL.

Channel 64

Frequency (MHz)	Measurement Result (dBuV/m)	Cable Loss (dB)	Antenna Factor (dB/m)	Receiver Reading (dBuV)	Limit (dBuV/m)	Margin (dB)	Antenna Pol. (H/V)
5351.500	44.6	-27.9	32.7	39.70	54.0	9.4	H
5353.500	44.3	-27.8	32.7	39.41	54.0	9.7	H
10639.900	33.7	-26.8	37.9	22.63	54.0	20.3	V
15959.500	37.6	-21.5	40.7	18.43	54.0	16.4	H
17741.500	38.3	-20.5	40.5	18.27	54.0	15.7	H
17838.300	38.2	-20.4	40.4	18.16	54.0	15.9	V

Channel 100

Frequency (MHz)	Measurement Result (dBuV/m)	Cable Loss (dB)	Antenna Factor (dB/m)	Receiver Reading (dBuV)	Limit (dBuV/m)	Margin (dB)	Antenna Pol. (H/V)
5457.500	44.0	-27.7	32.8	38.91	54.0	10.0	H
5458.500	43.9	-27.7	32.8	38.86	54.0	10.1	H
10999.600	33.4	-27.0	38.0	22.37	54.0	20.6	H
15918.800	37.6	-21.3	40.6	18.22	54.0	16.4	V
17740.400	38.1	-20.5	40.5	18.10	54.0	15.9	H
17832.800	38.0	-20.4	40.4	18.02	54.0	16.0	H

Channel 120

Frequency (MHz)	Measurement Result (dBuV/m)	Cable Loss (dB)	Antenna Factor (dB/m)	Receiver Reading (dBuV)	Limit (dBuV/m)	Margin (dB)	Antenna Pol. (H/V)
5428.250	42.9	-27.7	32.8	37.84	54.0	11.1	V
5435.000	42.9	-27.7	32.8	37.88	54.0	11.1	V
11240.500	32.9	-27.2	38.1	21.99	54.0	21.1	V
15687.800	37.6	-21.1	40.3	18.33	54.0	16.4	H
17737.100	38.1	-20.5	40.5	18.04	54.0	15.9	H
17830.600	38.0	-20.4	40.4	17.93	54.0	16.0	H

©Copyright. All rights reserved by CTTL.

Channel 140

Frequency (MHz)	Measurement Result (dBuV/m)	Cable Loss (dB)	Antenna Factor (dB/m)	Receiver Reading (dBuV)	Limit (dBuV/m)	Margin (dB)	Antenna Pol. (H/V)
5437.000	42.2	-27.7	32.8	37.15	54.0	11.8	V
5443.500	42.2	-27.7	32.8	37.16	54.0	11.8	V
11400.000	34.1	-26.3	38.2	22.28	54.0	19.9	V
16042.000	37.6	-21.6	40.7	18.49	54.0	16.4	H
17739.300	38.1	-20.5	40.5	18.06	54.0	15.9	V
17828.400	38.1	-20.4	40.4	18.05	54.0	15.9	H

Channel 144

Frequency (MHz)	Measurement Result (dBuV/m)	Cable Loss (dB)	Antenna Factor (dB/m)	Receiver Reading (dBuV)	Limit (dBuV/m)	Margin (dB)	Antenna Pol. (H/V)
5435.500	42.1	-27.7	32.8	37.06	54.0	11.9	V
5444.500	42.1	-27.7	32.8	37.08	54.0	11.9	V
11439.600	34.1	-26.0	38.2	21.86	54.0	19.9	V
15760.400	37.3	-21.3	40.4	18.17	54.0	16.7	V
17739.300	38.0	-20.5	40.5	18.01	54.0	16.0	V
17828.400	37.9	-20.4	40.4	17.85	54.0	16.1	H

802.11n-HT40

Channel 38

Frequency (MHz)	Measurement Result (dBuV/m)	Cable Loss (dB)	Antenna Factor (dB/m)	Receiver Reading (dBuV)	Limit (dBuV/m)	Margin (dB)	Antenna Pol. (H/V)
5148.250	45.5	-28.2	32.6	41.15	54.0	8.5	H
5149.500	45.8	-28.2	32.6	41.41	54.0	8.2	H
11684.900	35.6	-25.0	38.5	22.09	54.0	18.4	V
15570.100	37.1	-21.6	40.2	18.54	54.0	16.9	V
17741.500	38.1	-20.5	40.5	18.10	54.0	15.9	H
17805.300	37.9	-20.3	40.5	17.74	54.0	16.1	V

©Copyright. All rights reserved by CTTL.

Channel 46

Frequency (MHz)	Measurement Result (dBuV/m)	Cable Loss (dB)	Antenna Factor (dB/m)	Receiver Reading (dBuV)	Limit (dBuV/m)	Margin (dB)	Antenna Pol. (H/V)
5358.750	42.9	-27.8	32.7	37.97	54.0	11.1	V
5361.250	42.9	-27.8	32.7	38.00	54.0	11.1	V
11703.600	35.8	-25.0	38.5	22.28	54.0	18.2	H
15690.000	37.4	-21.1	40.3	18.19	54.0	16.6	V
17736.000	38.0	-20.5	40.5	17.97	54.0	16.0	V
17829.500	37.9	-20.4	40.4	17.90	54.0	16.1	H

Channel 54

Frequency (MHz)	Measurement Result (dBuV/m)	Cable Loss (dB)	Antenna Factor (dB/m)	Receiver Reading (dBuV)	Limit (dBuV/m)	Margin (dB)	Antenna Pol. (H/V)
5137.750	42.2	-28.2	32.6	37.88	54.0	11.8	V
5145.250	42.3	-28.2	32.6	37.97	54.0	11.7	V
11691.500	36.3	-25.0	38.5	22.76	54.0	17.7	H
15809.900	37.2	-21.4	40.5	18.18	54.0	16.8	H
17739.300	38.3	-20.5	40.5	18.30	54.0	15.7	H
17836.100	38.1	-20.4	40.4	18.14	54.0	15.9	H

Channel 62

Frequency (MHz)	Measurement Result (dBuV/m)	Cable Loss (dB)	Antenna Factor (dB/m)	Receiver Reading (dBuV)	Limit (dBuV/m)	Margin (dB)	Antenna Pol. (H/V)
5350.750	45.6	-27.9	32.7	40.76	54.0	8.4	H
5351.500	45.4	-27.9	32.7	40.51	54.0	8.6	H
10620.100	33.8	-26.8	37.8	22.82	54.0	20.2	V
15929.800	37.7	-21.3	40.6	18.40	54.0	16.3	H
17738.200	38.4	-20.5	40.5	18.35	54.0	15.6	H
17827.600	38.3	-20.4	40.4	18.25	54.0	15.7	H

©Copyright. All rights reserved by CTTL.

Channel 102

Frequency (MHz)	Measurement Result (dBuV/m)	Cable Loss (dB)	Antenna Factor (dB/m)	Receiver Reading (dBuV)	Limit (dBuV/m)	Margin (dB)	Antenna Pol. (H/V)
5457.250	45.2	-27.7	32.8	40.17	54.0	8.8	H
5458.500	45.5	-27.7	32.8	40.40	54.0	8.5	H
11020.500	33.9	-27.1	38.0	22.97	54.0	20.1	H
15754.900	37.6	-21.3	40.4	18.45	54.0	16.4	V
17739.300	38.2	-20.5	40.5	18.16	54.0	15.8	H
17831.700	38.1	-20.4	40.4	18.05	54.0	15.9	H

Channel 118

Frequency (MHz)	Measurement Result (dBuV/m)	Cable Loss (dB)	Antenna Factor (dB/m)	Receiver Reading (dBuV)	Limit (dBuV/m)	Margin (dB)	Antenna Pol. (H/V)
5417.500	42.9	-27.7	32.8	37.85	54.0	11.1	V
5458.750	43.1	-27.7	32.8	38.00	54.0	10.9	H
11180.000	32.7	-27.3	38.1	21.98	54.0	21.3	H
16146.500	37.6	-21.2	40.8	17.97	54.0	16.4	H
17738.200	37.9	-20.5	40.5	17.93	54.0	16.1	V
17836.100	37.8	-20.4	40.4	17.82	54.0	16.2	V

Channel 134

Frequency (MHz)	Measurement Result (dBuV/m)	Cable Loss (dB)	Antenna Factor (dB/m)	Receiver Reading (dBuV)	Limit (dBuV/m)	Margin (dB)	Antenna Pol. (H/V)
5407.500	42.5	-27.6	32.7	37.43	54.0	11.5	V
5428.000	42.6	-27.7	32.8	37.56	54.0	11.4	V
11339.500	33.6	-26.8	38.1	22.18	54.0	20.4	H
15923.200	37.4	-21.3	40.6	18.07	54.0	16.6	H
17740.400	37.9	-20.5	40.5	17.88	54.0	16.1	V
17829.500	37.9	-20.4	40.4	17.83	54.0	16.1	H

©Copyright. All rights reserved by CTTL.

Channel 142

Frequency (MHz)	Measurement Result (dBuV/m)	Cable Loss (dB)	Antenna Factor (dB/m)	Receiver Reading (dBuV)	Limit (dBuV/m)	Margin (dB)	Antenna Pol. (H/V)
5437.500	42.2	-27.7	32.8	37.19	54.0	11.8	V
5449.000	42.2	-27.8	32.8	37.14	54.0	11.8	V
11419.800	34.4	-26.2	38.2	22.38	54.0	19.6	H
16148.700	37.8	-21.2	40.9	18.13	54.0	16.2	V
17738.200	38.0	-20.5	40.5	18.02	54.0	16.0	V
17833.900	38.0	-20.4	40.4	17.94	54.0	16.0	H

802.11ac-HT20

Channel 36

Frequency (MHz)	Measurement Result (dBuV/m)	Cable Loss (dB)	Antenna Factor (dB/m)	Receiver Reading (dBuV)	Limit (dBuV/m)	Margin (dB)	Antenna Pol. (H/V)
5146.750	43.4	-28.2	32.6	39.04	54.0	10.6	H
5149.250	43.8	-28.2	32.6	39.37	54.0	10.2	H
11715.700	35.6	-25.0	38.5	22.10	54.0	18.4	V
15540.400	37.0	-21.5	40.1	18.32	54.0	17.0	H
17741.400	37.9	-20.5	40.5	17.88	54.0	16.1	H
17798.700	37.9	-20.3	40.5	17.70	54.0	16.1	H

Channel 40

Frequency (MHz)	Measurement Result (dBuV/m)	Cable Loss (dB)	Antenna Factor (dB/m)	Receiver Reading (dBuV)	Limit (dBuV/m)	Margin (dB)	Antenna Pol. (H/V)
5146.500	43.7	-28.2	32.6	39.33	54.0	10.3	V
5355.750	42.9	-27.8	32.7	37.98	54.0	11.1	V
11690.400	35.6	-25.0	38.5	22.12	54.0	18.4	H
15599.800	36.7	-21.8	40.2	18.25	54.0	17.3	V
17739.300	38.0	-20.5	40.5	17.98	54.0	16.0	V
17827.300	38.0	-20.4	40.4	17.91	54.0	16.0	H

©Copyright. All rights reserved by CTTL.

Channel 48

Frequency (MHz)	Measurement Result (dBuV/m)	Cable Loss (dB)	Antenna Factor (dB/m)	Receiver Reading (dBuV)	Limit (dBuV/m)	Margin (dB)	Antenna Pol. (H/V)
5351.000	43.2	-27.9	32.7	38.31	54.0	10.8	V
5361.000	43.1	-27.8	32.7	38.14	54.0	11.0	V
11686.000	35.6	-25.0	38.5	22.15	54.0	18.4	H
15719.700	37.0	-21.1	40.4	17.77	54.0	17.0	V
17734.600	37.8	-20.5	40.5	17.84	54.0	16.2	V
17763.500	38.1	-20.4	40.5	18.06	54.0	15.9	V

Channel 52

Frequency (MHz)	Measurement Result (dBuV/m)	Cable Loss (dB)	Antenna Factor (dB/m)	Receiver Reading (dBuV)	Limit (dBuV/m)	Margin (dB)	Antenna Pol. (H/V)
5141.750	42.5	-28.2	32.6	38.17	54.0	11.5	V
5147.000	42.6	-28.2	32.6	38.24	54.0	11.4	V
11690.400	36.2	-25.0	38.5	22.74	54.0	17.8	V
15780.200	37.0	-21.4	40.4	17.99	54.0	17.0	V
17765.700	38.4	-20.4	40.5	18.28	54.0	15.6	H
17835.000	38.2	-20.4	40.4	18.18	54.0	15.8	H

Channel 56

Frequency (MHz)	Measurement Result (dBuV/m)	Cable Loss (dB)	Antenna Factor (dB/m)	Receiver Reading (dBuV)	Limit (dBuV/m)	Margin (dB)	Antenna Pol. (H/V)
5144.250	42.3	-28.2	32.6	37.94	54.0	11.7	H
5353.000	43.4	-27.8	32.7	38.54	54.0	10.6	H
11704.700	36.3	-25.0	38.5	22.78	54.0	17.7	H
15839.600	37.6	-21.3	40.5	18.42	54.0	16.4	V
17740.400	38.2	-20.5	40.5	18.18	54.0	15.8	H
17829.500	38.2	-20.4	40.4	18.16	54.0	15.8	H

©Copyright. All rights reserved by CTTL.

Channel 64

Frequency (MHz)	Measurement Result (dBuV/m)	Cable Loss (dB)	Antenna Factor (dB/m)	Receiver Reading (dBuV)	Limit (dBuV/m)	Margin (dB)	Antenna Pol. (H/V)
5351.000	44.9	-27.9	32.7	40.01	54.0	9.1	H
5352.500	44.6	-27.9	32.7	39.73	54.0	9.4	H
10639.900	33.7	-26.8	37.9	22.61	54.0	20.3	V
15959.500	37.6	-21.5	40.7	18.46	54.0	16.4	H
17736.000	38.2	-20.5	40.5	18.20	54.0	15.8	H
17833.900	38.2	-20.4	40.4	18.19	54.0	15.8	H

Channel 100

Frequency (MHz)	Measurement Result (dBuV/m)	Cable Loss (dB)	Antenna Factor (dB/m)	Receiver Reading (dBuV)	Limit (dBuV/m)	Margin (dB)	Antenna Pol. (H/V)
5452.750	43.7	-27.7	32.8	38.70	54.0	10.3	H
5457.000	43.9	-27.7	32.8	38.84	54.0	10.1	H
10999.600	33.2	-27.0	38.0	22.13	54.0	20.8	H
15761.500	33.5	-21.3	40.4	14.35	54.0	20.5	H
17706.300	37.4	-20.6	40.5	17.46	54.0	16.6	H
17839.400	37.9	-20.4	40.4	17.94	54.0	16.1	H

Channel 120

Frequency (MHz)	Measurement Result (dBuV/m)	Cable Loss (dB)	Antenna Factor (dB/m)	Receiver Reading (dBuV)	Limit (dBuV/m)	Margin (dB)	Antenna Pol. (H/V)
5430.500	42.9	-27.7	32.8	37.89	54.0	11.1	V
5438.500	43.0	-27.7	32.8	37.94	54.0	11.0	H
11199.800	33.1	-27.3	38.1	22.32	54.0	20.9	H
15687.800	37.6	-21.1	40.3	18.34	54.0	16.4	H
17741.500	38.0	-20.5	40.5	18.02	54.0	16.0	H
17827.300	38.0	-20.4	40.4	17.92	54.0	16.0	H

©Copyright. All rights reserved by CTTL.

Channel 140

Frequency (MHz)	Measurement Result (dBuV/m)	Cable Loss (dB)	Antenna Factor (dB/m)	Receiver Reading (dBuV)	Limit (dBuV/m)	Margin (dB)	Antenna Pol. (H/V)
5421.250	42.2	-27.7	32.8	37.13	54.0	11.8	V
5432.750	42.2	-27.7	32.8	37.16	54.0	11.8	V
11400.000	34.1	-26.3	38.2	22.24	54.0	19.9	V
16471.000	37.7	-20.5	41.2	16.97	54.0	16.3	H
17734.900	38.0	-20.5	40.5	18.01	54.0	16.0	H
17831.700	38.0	-20.4	40.4	17.93	54.0	16.0	H

Channel 144

Frequency (MHz)	Measurement Result (dBuV/m)	Cable Loss (dB)	Antenna Factor (dB/m)	Receiver Reading (dBuV)	Limit (dBuV/m)	Margin (dB)	Antenna Pol. (H/V)
5423.750	42.1	-27.7	32.8	37.07	54.0	11.9	V
5425.750	42.1	-27.7	32.8	37.04	54.0	11.9	V
11439.600	34.3	-26.0	38.2	22.13	54.0	19.7	V
16158.600	37.7	-21.2	40.9	18.01	54.0	16.3	H
17733.800	37.9	-20.5	40.5	17.94	54.0	16.1	V
17831.700	37.9	-20.4	40.4	17.90	54.0	16.1	V

802.11ac-HT40

Channel 38

Frequency (MHz)	Measurement Result (dBuV/m)	Cable Loss (dB)	Antenna Factor (dB/m)	Receiver Reading (dBuV)	Limit (dBuV/m)	Margin (dB)	Antenna Pol. (H/V)
5148.000	45.4	-28.2	32.6	41.05	54.0	8.6	H
5149.500	45.9	-28.2	32.6	41.49	54.0	8.1	H
11703.600	35.8	-25.0	38.5	22.27	54.0	18.2	H
15570.100	37.2	-21.6	40.2	18.61	54.0	16.8	V
17738.200	38.0	-20.5	40.5	18.03	54.0	16.0	V
17832.800	37.9	-20.4	40.4	17.90	54.0	16.1	V

©Copyright. All rights reserved by CTTL.

Channel 46

Frequency (MHz)	Measurement Result (dBuV/m)	Cable Loss (dB)	Antenna Factor (dB/m)	Receiver Reading (dBuV)	Limit (dBuV/m)	Margin (dB)	Antenna Pol. (H/V)
5352.250	42.8	-27.9	32.7	37.98	54.0	11.2	V
5363.500	42.9	-27.8	32.7	37.93	54.0	11.1	V
11705.800	35.8	-25.0	38.5	22.31	54.0	18.2	V
15690.000	37.3	-21.1	40.3	18.09	54.0	16.7	H
17742.600	38.0	-20.5	40.5	17.99	54.0	16.0	V
17806.400	37.9	-20.3	40.5	17.74	54.0	16.1	V

Channel 54

Frequency (MHz)	Measurement Result (dBuV/m)	Cable Loss (dB)	Antenna Factor (dB/m)	Receiver Reading (dBuV)	Limit (dBuV/m)	Margin (dB)	Antenna Pol. (H/V)
5142.000	42.4	-28.2	32.6	38.01	54.0	11.6	H
5147.000	42.3	-28.2	32.6	37.93	54.0	11.7	V
11695.900	36.5	-25.0	38.5	22.99	54.0	17.5	V
15809.900	37.3	-21.4	40.5	18.25	54.0	16.7	V
17737.100	38.3	-20.5	40.5	18.27	54.0	15.7	V
17830.600	38.3	-20.4	40.4	18.23	54.0	15.7	H

Channel 62

Frequency (MHz)	Measurement Result (dBuV/m)	Cable Loss (dB)	Antenna Factor (dB/m)	Receiver Reading (dBuV)	Limit (dBuV/m)	Margin (dB)	Antenna Pol. (H/V)
5350.250	46.7	-27.9	32.7	41.81	54.0	7.3	H
5351.250	46.2	-27.9	32.7	41.38	54.0	7.8	H
10620.100	33.8	-26.8	37.8	22.73	54.0	20.2	V
15929.800	37.7	-21.3	40.6	18.43	54.0	16.3	H
17733.800	38.3	-20.5	40.5	18.30	54.0	15.7	H
17761.300	38.4	-20.4	40.5	18.29	54.0	15.6	H

©Copyright. All rights reserved by CTTL.

Channel 118

Frequency (MHz)	Measurement Result (dBuV/m)	Cable Loss (dB)	Antenna Factor (dB/m)	Receiver Reading (dBuV)	Limit (dBuV/m)	Margin (dB)	Antenna Pol. (H/V)
5453.250	43.0	-27.7	32.8	37.96	54.0	11.0	V
5457.500	43.0	-27.7	32.8	37.95	54.0	11.0	V
11180.000	32.9	-27.3	38.1	22.11	54.0	21.1	H
16146.500	37.7	-21.2	40.8	18.05	54.0	16.3	V
17734.900	37.9	-20.5	40.5	17.85	54.0	16.1	H
17831.700	38.0	-20.4	40.4	17.93	54.0	16.0	V

Channel 134

Frequency (MHz)	Measurement Result (dBuV/m)	Cable Loss (dB)	Antenna Factor (dB/m)	Receiver Reading (dBuV)	Limit (dBuV/m)	Margin (dB)	Antenna Pol. (H/V)
5421.750	42.6	-27.7	32.8	37.50	54.0	11.4	H
5438.750	42.6	-27.7	32.8	37.60	54.0	11.4	H
11339.500	33.5	-26.8	38.1	22.07	54.0	20.5	H
15690.000	37.4	-21.1	40.3	18.13	54.0	16.6	V
17743.700	37.9	-20.5	40.5	17.85	54.0	16.1	H
17821.800	37.8	-20.4	40.4	17.75	54.0	16.2	V

Channel 142

Frequency (MHz)	Measurement Result (dBuV/m)	Cable Loss (dB)	Antenna Factor (dB/m)	Receiver Reading (dBuV)	Limit (dBuV/m)	Margin (dB)	Antenna Pol. (H/V)
5437.500	42.2	-27.7	32.8	37.19	54.0	11.8	V
5449.000	42.2	-27.8	32.8	37.14	54.0	11.8	V
11419.800	34.4	-26.2	38.2	22.38	54.0	19.6	H
16148.700	37.8	-21.2	40.9	18.13	54.0	16.2	V
17738.200	38.0	-20.5	40.5	18.02	54.0	16.0	V
17833.900	38.0	-20.4	40.4	17.94	54.0	16.0	H

©Copyright. All rights reserved by CTTL.

802.11ac-HT80

Channel 42

Frequency (MHz)	Measurement Result (dBuV/m)	Cable Loss (dB)	Antenna Factor (dB/m)	Receiver Reading (dBuV)	Limit (dBuV/m)	Margin (dB)	Antenna Pol. (H/V)
5141.500	46.0	-28.2	32.6	41.65	54.0	8.0	H
5145.750	46.6	-28.2	32.6	42.18	54.0	7.4	V
10420.000	35.5	-35.6	38.1	32.98	54.0	18.5	H
15630.000	42.3	-33.2	39.0	36.47	54.0	11.7	V
16172.800	43.3	-32.8	39.6	36.57	54.0	10.7	V
17750.400	44.1	-31.5	42.0	33.54	54.0	9.9	H

Channel 58

Frequency (MHz)	Measurement Result (dBuV/m)	Cable Loss (dB)	Antenna Factor (dB/m)	Receiver Reading (dBuV)	Limit (dBuV/m)	Margin (dB)	Antenna Pol. (H/V)
5350.500	49.2	-27.9	32.7	44.33	54.0	4.8	V
5354.250	48.3	-27.8	32.7	43.45	54.0	5.7	V
10580.000	35.3	-35.7	38.2	32.78	54.0	18.7	V
15870.000	43.1	-33.0	39.1	37.02	54.0	10.9	V
16103.600	43.3	-33.0	39.4	36.95	54.0	10.7	V
17793.600	44.1	-31.5	42.0	33.69	54.0	9.9	H

Channel 106

Frequency (MHz)	Measurement Result (dBuV/m)	Cable Loss (dB)	Antenna Factor (dB/m)	Receiver Reading (dBuV)	Limit (dBuV/m)	Margin (dB)	Antenna Pol. (H/V)
5458.250	48.8	-27.7	32.8	43.75	54.0	5.2	H
5460.000	48.9	-27.7	32.8	43.83	54.0	5.1	V
11060.000	35.1	-35.0	39.0	31.09	54.0	18.9	V
16140.400	43.3	-33.0	39.5	36.78	54.0	10.7	H
16590.000	44.4	-31.8	40.6	35.56	54.0	9.6	H
17818.400	44.1	-31.5	42.0	33.68	54.0	9.9	H

©Copyright. All rights reserved by CTTL.

Channel 122

Frequency (MHz)	Measurement Result (dBuV/m)	Cable Loss (dB)	Antenna Factor (dB/m)	Receiver Reading (dBuV)	Limit (dBuV/m)	Margin (dB)	Antenna Pol. (H/V)
5452.500	42.6	-27.7	32.8	37.60	54.0	11.4	H
5458.000	42.7	-27.7	32.8	37.58	54.0	11.3	H
11220.000	35.4	-35.1	39.1	31.48	54.0	18.6	H
16054.000	43.2	-33.0	39.3	36.89	54.0	10.8	V
16830.000	44.9	-32.3	41.0	36.23	54.0	9.1	V
17867.600	43.9	-31.4	41.9	33.40	54.0	10.1	H

Channel 138

Frequency (MHz)	Measurement Result (dBuV/m)	Cable Loss (dB)	Antenna Factor (dB/m)	Receiver Reading (dBuV)	Limit (dBuV/m)	Margin (dB)	Antenna Pol. (H/V)
5411.750	42.2	-27.7	32.7	37.12	54.0	11.8	V
5417.250	42.2	-27.7	32.8	37.13	54.0	11.8	V
11380.000	36.0	-35.2	39.2	32.06	54.0	18.0	H
16078.800	43.2	-33.0	39.3	36.90	54.0	10.8	H
17070.000	44.7	-32.0	41.4	35.30	54.0	9.3	V
17768.800	44.1	-31.5	42.0	33.53	54.0	9.9	V

©Copyright. All rights reserved by CTTL.

PEAK Results:

802.11a

Channel 36

Frequency (MHz)	Measurement Result (dBuV/m)	Cable Loss (dB)	Antenna Factor (dB/m)	Receiver Reading (dBuV)	Limit (dBuV/m)	Margin (dB)	Antenna Pol. (H/V)
17976.900	57.45	-25.50	46.66	36.29	74.00	16.55	V
17996.700	57.40	-25.50	46.66	36.24	74.00	16.60	V
14520.700	50.89	-28.59	42.46	37.02	68.30	17.41	H
14406.300	50.85	-28.59	42.46	36.98	68.30	17.45	V
5149.700	57.37	-27.61	33.67	51.31	74.00	16.63	H
5149.600	57.12	-27.61	33.67	51.06	74.00	16.88	H

Channel 40

Frequency (MHz)	Measurement Result (dBuV/m)	Cable Loss (dB)	Antenna Factor (dB/m)	Receiver Reading (dBuV)	Limit (dBuV/m)	Margin (dB)	Antenna Pol. (H/V)
5156.000	56.4	-28.2	32.6	52.00	68.3	11.9	H
5248.000	56.4	-28.1	32.7	51.89	68.3	11.9	H
10400.100	44.6	-26.4	37.7	33.21	68.3	23.7	H
15599.800	48.0	-21.8	40.2	29.53	74.0	26.0	V
16645.900	52.0	-20.5	41.2	31.28	68.3	16.3	H
17330.650	52.3	-20.1	40.9	31.57	68.3	16.0	V

Channel 48

Frequency (MHz)	Measurement Result (dBuV/m)	Cable Loss (dB)	Antenna Factor (dB/m)	Receiver Reading (dBuV)	Limit (dBuV/m)	Margin (dB)	Antenna Pol. (H/V)
5318.500	57.4	-27.9	32.7	52.60	68.3	10.9	H
5337.500	57.0	-27.9	32.7	52.23	68.3	11.3	H
10479.850	43.9	-26.7	37.8	32.85	68.3	24.4	V
15720.250	48.2	-21.1	40.4	28.97	74.0	25.8	V
16751.500	52.5	-20.3	41.2	31.59	68.3	15.8	V
17111.200	52.5	-20.5	41.1	31.86	68.3	15.8	V

©Copyright. All rights reserved by CTTL.

Channel 52

Frequency (MHz)	Measurement Result (dBuV/m)	Cable Loss (dB)	Antenna Factor (dB/m)	Receiver Reading (dBuV)	Limit (dBuV/m)	Margin (dB)	Antenna Pol. (H/V)
5184.500	56.6	-28.0	32.6	52.03	68.3	11.7	H
5200.000	57.5	-28.1	32.6	52.93	68.3	10.8	H
10520.000	46.0	-26.8	37.8	34.97	68.3	22.3	H
15780.200	47.7	-21.4	40.4	28.67	74.0	26.3	V
16880.200	52.9	-20.1	41.2	31.84	68.3	15.4	H
17121.100	53.1	-20.5	41.1	32.49	68.3	15.2	V

Channel 56

Frequency (MHz)	Measurement Result (dBuV/m)	Cable Loss (dB)	Antenna Factor (dB/m)	Receiver Reading (dBuV)	Limit (dBuV/m)	Margin (dB)	Antenna Pol. (H/V)
5212.500	56.6	-28.1	32.6	52.04	68.3	11.7	H
5347.500	56.5	-27.9	32.7	51.62	68.3	11.8	H
10560.150	44.5	-26.8	37.8	33.55	68.3	23.8	H
15840.150	49.6	-21.3	40.5	30.39	74.0	24.4	V
16458.900	52.8	-20.5	41.2	32.12	68.3	15.5	V
17237.150	52.9	-20.3	41.0	32.23	68.3	15.4	V

Channel 64

Frequency (MHz)	Measurement Result (dBuV/m)	Cable Loss (dB)	Antenna Factor (dB/m)	Receiver Reading (dBuV)	Limit (dBuV/m)	Margin (dB)	Antenna Pol. (H/V)
5350.313	62.2	-27.9	32.7	57.30	74.0	11.8	H
5351.511	62.9	-27.9	32.7	58.09	74.0	11.1	H
10639.900	45.3	-26.8	37.9	34.22	74.0	28.7	V
15960.050	49.2	-21.5	40.7	30.04	74.0	24.8	H
16525.450	52.4	-20.5	41.2	31.68	68.3	15.9	H
16727.850	53.5	-20.3	41.2	32.60	68.3	14.8	V

©Copyright. All rights reserved by CTTL.

Channel 100

Frequency (MHz)	Measurement Result (dBuV/m)	Cable Loss (dB)	Antenna Factor (dB/m)	Receiver Reading (dBuV)	Limit (dBuV/m)	Margin (dB)	Antenna Pol. (H/V)
5459.144	57.6	-27.7	32.8	52.54	74.0	16.4	H
5459.969	58.9	-27.7	32.8	53.84	74.0	15.1	V
11000.150	45.6	-27.0	38.0	34.60	74.0	28.4	H
16500.150	49.5	-20.4	41.2	28.69	68.3	18.8	H
16932.450	52.6	-20.4	41.2	31.73	68.3	15.7	V
17277.850	52.7	-20.2	40.9	31.95	68.3	15.6	V

Channel 120

Frequency (MHz)	Measurement Result (dBuV/m)	Cable Loss (dB)	Antenna Factor (dB/m)	Receiver Reading (dBuV)	Limit (dBuV/m)	Margin (dB)	Antenna Pol. (H/V)
5555.000	56.9	-27.2	32.9	51.18	68.3	11.4	H
5637.500	57.3	-27.6	33.0	51.83	68.3	11.0	H
11199.800	44.7	-27.3	38.1	33.87	74.0	29.3	V
16799.900	49.6	-20.4	41.2	28.77	68.3	18.7	V
16913.200	53.1	-20.2	41.2	32.10	68.3	15.2	H
17356.500	51.8	-20.1	40.8	31.14	68.3	16.5	V

Channel 140

Frequency (MHz)	Measurement Result (dBuV/m)	Cable Loss (dB)	Antenna Factor (dB/m)	Receiver Reading (dBuV)	Limit (dBuV/m)	Margin (dB)	Antenna Pol. (H/V)
5726.906	63.5	-27.4	33.1	57.83	68.3	4.8	H
5727.250	64.1	-27.4	33.1	58.41	68.3	4.2	H
11400.000	46.1	-26.3	38.2	34.30	74.0	27.9	V
17100.200	51.9	-20.5	41.1	31.31	68.3	16.4	H
17431.850	52.7	-20.3	40.8	32.22	68.3	15.6	V
17609.500	52.5	-20.4	40.6	32.30	68.3	15.8	V

©Copyright. All rights reserved by CTTL.

Channel 144

Frequency (MHz)	Measurement Result (dBuV/m)	Cable Loss (dB)	Antenna Factor (dB/m)	Receiver Reading (dBuV)	Limit (dBuV/m)	Margin (dB)	Antenna Pol. (H/V)
5582.500	56.0	-27.3	32.9	50.37	68.3	12.3	V
5615.500	56.8	-27.6	33.0	51.39	68.3	11.5	V
11440.150	45.7	-26.0	38.2	33.50	74.0	28.3	H
17160.150	49.4	-20.4	41.0	28.82	68.3	18.9	H
17387.300	51.7	-20.2	40.8	31.01	68.3	16.6	V
17640.300	50.9	-20.5	40.6	30.78	68.3	17.4	H

802.11n-HT20

Channel 36

Frequency (MHz)	Measurement Result (dBuV/m)	Cable Loss (dB)	Antenna Factor (dB/m)	Receiver Reading (dBuV)	Limit (dBuV/m)	Margin (dB)	Antenna Pol. (H/V)
5149.713	61.7	-28.2	32.6	57.31	74.0	12.3	V
5149.931	63.5	-28.2	32.6	59.06	74.0	10.5	H
10359.950	43.9	-26.4	37.7	32.57	68.3	24.4	V
15539.850	48.3	-21.5	40.1	29.62	74.0	25.7	V
16639.300	52.2	-20.5	41.2	31.45	68.3	16.1	V
16894.500	52.5	-20.1	41.2	31.36	68.3	15.8	V

Channel 40

Frequency (MHz)	Measurement Result (dBuV/m)	Cable Loss (dB)	Antenna Factor (dB/m)	Receiver Reading (dBuV)	Limit (dBuV/m)	Margin (dB)	Antenna Pol. (H/V)
5156.500	56.8	-28.2	32.6	52.36	68.3	11.5	H
5237.500	56.9	-28.2	32.6	52.47	68.3	11.4	V
10400.100	44.3	-26.4	37.7	32.93	68.3	24.0	V
15599.800	48.2	-21.8	40.2	29.79	74.0	25.8	V
16774.600	52.1	-20.4	41.2	31.30	68.3	16.2	H
17126.600	53.0	-20.5	41.1	32.42	68.3	15.3	V

©Copyright. All rights reserved by CTTL.

Channel 48

Frequency (MHz)	Measurement Result (dBuV/m)	Cable Loss (dB)	Antenna Factor (dB/m)	Receiver Reading (dBuV)	Limit (dBuV/m)	Margin (dB)	Antenna Pol. (H/V)
5323.000	57.5	-27.9	32.7	52.65	68.3	10.8	V
5344.000	57.3	-27.9	32.7	52.50	68.3	11.0	H
10479.850	43.9	-26.7	37.8	32.85	68.3	24.4	H
15720.250	48.3	-21.1	40.4	29.00	74.0	25.7	V
16463.300	52.3	-20.5	41.2	31.65	68.3	16.0	V
16841.700	53.0	-20.3	41.2	32.05	68.3	15.3	H

Channel 52

Frequency (MHz)	Measurement Result (dBuV/m)	Cable Loss (dB)	Antenna Factor (dB/m)	Receiver Reading (dBuV)	Limit (dBuV/m)	Margin (dB)	Antenna Pol. (H/V)
5210.000	56.5	-28.1	32.6	51.99	68.3	11.8	V
5212.000	56.6	-28.1	32.6	52.07	68.3	11.7	H
10520.000	45.2	-26.8	37.8	34.24	68.3	23.1	V
15780.200	47.9	-21.4	40.4	28.89	74.0	26.1	H
16449.550	51.9	-20.5	41.2	31.28	68.3	16.4	V
16902.750	53.0	-20.1	41.2	31.89	68.3	15.3	V

Channel 56

Frequency (MHz)	Measurement Result (dBuV/m)	Cable Loss (dB)	Antenna Factor (dB/m)	Receiver Reading (dBuV)	Limit (dBuV/m)	Margin (dB)	Antenna Pol. (H/V)
5215.000	56.8	-28.1	32.6	52.28	68.3	11.5	H
5325.000	57.2	-27.9	32.7	52.35	68.3	11.1	H
10560.150	44.1	-26.8	37.8	33.09	68.3	24.2	H
15840.150	48.5	-21.3	40.5	29.34	74.0	25.5	H
16467.150	52.7	-20.5	41.2	32.03	68.3	15.6	H
17436.550	52.6	-20.3	40.8	32.14	68.3	15.7	H

©Copyright. All rights reserved by CTTL.

Channel 64

Frequency (MHz)	Measurement Result (dBuV/m)	Cable Loss (dB)	Antenna Factor (dB/m)	Receiver Reading (dBuV)	Limit (dBuV/m)	Margin (dB)	Antenna Pol. (H/V)
5350.718	62.8	-27.9	32.7	57.98	74.0	11.2	V
5352.338	62.2	-27.9	32.7	57.30	74.0	11.8	H
10639.900	44.0	-26.8	37.9	32.87	74.0	30.0	H
15960.050	48.3	-21.5	40.7	29.17	74.0	25.7	H
16402.250	52.4	-20.7	41.1	32.02	68.3	15.9	V
16815.300	53.0	-20.4	41.2	32.15	68.3	15.3	H

Channel 100

Frequency (MHz)	Measurement Result (dBuV/m)	Cable Loss (dB)	Antenna Factor (dB/m)	Receiver Reading (dBuV)	Limit (dBuV/m)	Margin (dB)	Antenna Pol. (H/V)
5447.350	57.5	-27.7	32.8	52.47	74.0	16.5	V
5457.831	57.6	-27.7	32.8	52.57	74.0	16.4	V
11000.150	45.3	-27.0	38.0	34.26	74.0	28.7	H
16500.150	50.6	-20.4	41.2	29.79	68.3	17.7	H
16962.700	52.2	-20.6	41.2	31.62	68.3	16.1	V
17417.000	52.1	-20.2	40.8	31.52	68.3	16.2	H

Channel 120

Frequency (MHz)	Measurement Result (dBuV/m)	Cable Loss (dB)	Antenna Factor (dB/m)	Receiver Reading (dBuV)	Limit (dBuV/m)	Margin (dB)	Antenna Pol. (H/V)
5546.500	56.5	-27.2	32.9	50.87	68.3	11.8	H
5667.500	57.1	-27.6	33.0	51.59	68.3	11.2	H
11199.800	44.6	-27.3	38.1	33.77	74.0	29.4	H
16799.900	49.6	-20.4	41.2	28.78	68.3	18.7	V
17048.500	52.1	-20.7	41.2	31.63	68.3	16.2	H
17354.850	51.8	-20.1	40.8	31.07	68.3	16.5	H

©Copyright. All rights reserved by CTTL.

Channel 140

Frequency (MHz)	Measurement Result (dBuV/m)	Cable Loss (dB)	Antenna Factor (dB/m)	Receiver Reading (dBuV)	Limit (dBuV/m)	Margin (dB)	Antenna Pol. (H/V)
5725.031	61.7	-27.4	33.1	56.02	68.3	6.6	H
5725.141	61.5	-27.4	33.1	55.84	68.3	6.8	H
11400.000	46.0	-26.3	38.2	34.21	74.0	28.0	V
17100.200	50.4	-20.5	41.1	29.75	68.3	17.9	H
17402.150	51.9	-20.2	40.8	31.28	68.3	16.4	H
17540.750	52.2	-20.5	40.7	32.06	68.3	16.1	H

Channel 144

Frequency (MHz)	Measurement Result (dBuV/m)	Cable Loss (dB)	Antenna Factor (dB/m)	Receiver Reading (dBuV)	Limit (dBuV/m)	Margin (dB)	Antenna Pol. (H/V)
5655.000	58.1	-27.6	33.0	52.65	68.3	10.2	V
5661.500	57.3	-27.6	33.0	51.84	68.3	11.0	H
11440.150	44.8	-26.0	38.2	32.57	74.0	29.2	H
17160.150	49.2	-20.4	41.0	28.61	68.3	19.1	H
17338.900	52.6	-20.1	40.9	31.92	68.3	15.7	H
17685.950	51.6	-20.6	40.5	31.63	68.3	16.7	H

802.11n-HT40

Channel 38

Frequency (MHz)	Measurement Result (dBuV/m)	Cable Loss (dB)	Antenna Factor (dB/m)	Receiver Reading (dBuV)	Limit (dBuV/m)	Margin (dB)	Antenna Pol. (H/V)
5149.231	67.2	-28.2	32.6	62.85	74.0	6.8	H
5149.756	65.8	-28.2	32.6	61.39	74.0	8.2	H
10379.750	44.1	-26.4	37.7	32.71	68.3	24.2	V
15570.100	48.4	-21.6	40.2	29.89	74.0	25.6	H
16538.620	52.1	-20.5	41.2	31.37	68.3	16.2	V
16824.100	53.5	-20.3	41.2	32.59	68.3	14.8	V

©Copyright. All rights reserved by CTTL.

Channel 46

Frequency (MHz)	Measurement Result (dBuV/m)	Cable Loss (dB)	Antenna Factor (dB/m)	Receiver Reading (dBuV)	Limit (dBuV/m)	Margin (dB)	Antenna Pol. (H/V)
5296.000	56.9	-27.8	32.7	52.09	68.3	11.4	H
5334.000	56.7	-27.9	32.7	51.88	68.3	11.6	H
10460.050	44.6	-26.6	37.8	33.43	68.3	23.7	H
15690.000	47.7	-21.1	40.3	28.43	74.0	26.3	V
16670.650	52.1	-20.3	41.2	31.28	68.3	16.2	V
17122.200	52.8	-20.5	41.1	32.16	68.3	15.5	V

Channel 54

Frequency (MHz)	Measurement Result (dBuV/m)	Cable Loss (dB)	Antenna Factor (dB/m)	Receiver Reading (dBuV)	Limit (dBuV/m)	Margin (dB)	Antenna Pol. (H/V)
5173.500	55.9	-28.1	32.6	51.41	68.3	12.4	V
5201.000	55.9	-28.1	32.6	51.32	68.3	12.4	V
10539.800	45.1	-26.8	37.8	34.10	68.3	23.2	V
15809.900	49.0	-21.4	40.5	29.93	74.0	25.0	V
16891.200	52.7	-20.1	41.2	31.60	68.3	15.6	V
17063.350	53.0	-20.6	41.1	32.50	68.3	15.3	H

Channel 62

Frequency (MHz)	Measurement Result (dBuV/m)	Cable Loss (dB)	Antenna Factor (dB/m)	Receiver Reading (dBuV)	Limit (dBuV/m)	Margin (dB)	Antenna Pol. (H/V)
5350.616	66.9	-27.9	32.7	62.07	74.0	7.1	V
5352.084	67.5	-27.9	32.7	62.65	74.0	6.5	V
10620.100	44.4	-26.8	37.8	33.40	74.0	29.6	H
15929.800	48.5	-21.3	40.6	29.21	74.0	25.5	H
16403.900	52.6	-20.7	41.1	32.22	68.3	15.7	V
16765.800	52.7	-20.3	41.2	31.81	68.3	15.6	V

©Copyright. All rights reserved by CTTL.

Channel 102

Frequency (MHz)	Measurement Result (dBuV/m)	Cable Loss (dB)	Antenna Factor (dB/m)	Receiver Reading (dBuV)	Limit (dBuV/m)	Margin (dB)	Antenna Pol. (H/V)
5458.881	61.8	-27.7	32.8	56.74	74.0	12.2	V
5459.556	61.1	-27.7	32.8	55.99	74.0	12.9	V
11019.950	44.2	-27.1	38.0	33.22	74.0	29.9	H
16829.850	50.3	-20.3	41.2	29.36	68.3	18.0	H
17067.750	52.3	-20.6	41.1	31.80	68.3	16.0	V
17231.650	52.4	-20.3	41.0	31.69	68.3	15.9	V

Channel 118

Frequency (MHz)	Measurement Result (dBuV/m)	Cable Loss (dB)	Antenna Factor (dB/m)	Receiver Reading (dBuV)	Limit (dBuV/m)	Margin (dB)	Antenna Pol. (H/V)
5491.500	56.4	-27.5	32.8	51.12	68.3	11.9	H
5663.000	57.0	-27.6	33.0	51.49	68.3	11.3	H
11180.000	44.7	-27.3	38.1	33.92	74.0	29.3	H
16770.200	50.7	-20.3	41.2	29.82	68.3	17.6	H
17078.200	52.7	-20.6	41.1	32.12	68.3	15.6	V
17530.850	52.1	-20.6	40.7	32.03	68.3	16.2	H

Channel 134

Frequency (MHz)	Measurement Result (dBuV/m)	Cable Loss (dB)	Antenna Factor (dB/m)	Receiver Reading (dBuV)	Limit (dBuV/m)	Margin (dB)	Antenna Pol. (H/V)
5726.063	61.1	-27.4	33.1	55.40	68.3	7.2	H
5727.078	61.2	-27.4	33.1	55.50	68.3	7.1	H
11340.050	44.7	-26.7	38.1	33.32	74.0	29.3	V
17010.000	50.4	-20.9	41.2	30.06	68.3	17.9	V
17293.800	52.7	-20.1	40.9	31.94	68.3	15.6	H
17590.250	51.6	-20.4	40.6	31.39	68.3	16.7	H

©Copyright. All rights reserved by CTTL.

Channel 142

Frequency (MHz)	Measurement Result (dBuV/m)	Cable Loss (dB)	Antenna Factor (dB/m)	Receiver Reading (dBuV)	Limit (dBuV/m)	Margin (dB)	Antenna Pol. (H/V)
5575.500	55.3	-27.3	32.9	49.64	68.3	13.0	V
5619.500	56.2	-27.6	33.0	50.75	68.3	12.1	V
11419.800	46.6	-26.2	38.2	34.58	74.0	27.4	V
17129.900	50.8	-20.5	41.1	30.17	68.3	17.5	H
17285.000	52.1	-20.2	40.9	31.36	68.3	16.2	V
17522.600	51.8	-20.6	40.7	31.67	68.3	16.5	H

802.11ac-HT20

Channel 36

Frequency (MHz)	Measurement Result (dBuV/m)	Cable Loss (dB)	Antenna Factor (dB/m)	Receiver Reading (dBuV)	Limit (dBuV/m)	Margin (dB)	Antenna Pol. (H/V)
5148.575	62.3	-28.2	32.6	57.90	74.0	11.7	V
5149.888	64.1	-28.2	32.6	59.72	74.0	9.9	V
10359.950	44.1	-26.4	37.7	32.78	68.3	24.2	V
15539.850	48.4	-21.5	40.1	29.78	74.0	25.6	H
16627.750	52.2	-20.5	41.2	31.57	68.3	16.1	V
16818.600	52.3	-20.3	41.2	31.48	68.3	16.0	H

Channel 40

Frequency (MHz)	Measurement Result (dBuV/m)	Cable Loss (dB)	Antenna Factor (dB/m)	Receiver Reading (dBuV)	Limit (dBuV/m)	Margin (dB)	Antenna Pol. (H/V)
5151.500	56.4	-28.2	32.6	51.95	68.3	11.9	H
5238.500	57.0	-28.2	32.6	52.52	68.3	11.3	H
10400.100	44.4	-26.4	37.7	33.05	68.3	23.9	V
15599.800	48.3	-21.8	40.2	29.88	74.0	25.7	V
16559.000	52.4	-20.6	41.2	31.75	68.3	15.9	V
17517.650	52.5	-20.6	40.7	32.40	68.3	15.8	H

©Copyright. All rights reserved by CTTL.

Channel 48

Frequency (MHz)	Measurement Result (dBuV/m)	Cable Loss (dB)	Antenna Factor (dB/m)	Receiver Reading (dBuV)	Limit (dBuV/m)	Margin (dB)	Antenna Pol. (H/V)
5294.000	56.6	-27.8	32.7	51.81	68.3	11.7	H
5326.500	56.5	-27.9	32.7	51.68	68.3	11.8	V
10479.850	45.9	-26.7	37.8	34.81	68.3	22.4	H
15720.250	48.7	-21.1	40.4	29.44	74.0	25.3	H
16628.850	53.6	-20.5	41.2	32.90	68.3	14.7	H
17434.050	52.7	-20.3	40.8	32.31	68.3	15.6	V

Channel 52

Frequency (MHz)	Measurement Result (dBuV/m)	Cable Loss (dB)	Antenna Factor (dB/m)	Receiver Reading (dBuV)	Limit (dBuV/m)	Margin (dB)	Antenna Pol. (H/V)
5184.500	56.6	-28.0	32.6	52.03	68.3	11.7	H
5200.000	57.5	-28.1	32.6	52.93	68.3	10.8	H
10520.000	46.0	-26.8	37.8	34.97	68.3	22.3	H
15780.200	47.7	-21.4	40.4	28.67	74.0	26.3	V
16880.200	52.9	-20.1	41.2	31.84	68.3	15.4	H
17121.100	53.1	-20.5	41.1	32.49	68.3	15.2	V

Channel 56

Frequency (MHz)	Measurement Result (dBuV/m)	Cable Loss (dB)	Antenna Factor (dB/m)	Receiver Reading (dBuV)	Limit (dBuV/m)	Margin (dB)	Antenna Pol. (H/V)
5212.500	56.6	-28.1	32.6	52.04	68.3	11.7	H
5347.500	56.5	-27.9	32.7	51.62	68.3	11.8	H
10560.150	44.5	-26.8	37.8	33.55	68.3	23.8	H
15840.150	49.6	-21.3	40.5	30.39	74.0	24.4	V
16458.900	52.8	-20.5	41.2	32.12	68.3	15.5	V
17237.150	52.9	-20.3	41.0	32.23	68.3	15.4	V

©Copyright. All rights reserved by CTTL.

Channel 64

Frequency (MHz)	Measurement Result (dBuV/m)	Cable Loss (dB)	Antenna Factor (dB/m)	Receiver Reading (dBuV)	Limit (dBuV/m)	Margin (dB)	Antenna Pol. (H/V)
5350.313	62.2	-27.9	32.7	57.30	74.0	11.8	H
5351.511	62.9	-27.9	32.7	58.09	74.0	11.1	H
10639.900	45.3	-26.8	37.9	34.22	74.0	28.7	V
15960.050	49.2	-21.5	40.7	30.04	74.0	24.8	H
16525.450	52.4	-20.5	41.2	31.68	68.3	15.9	H
16727.850	53.5	-20.3	41.2	32.60	68.3	14.8	V

Channel 100

Frequency (MHz)	Measurement Result (dBuV/m)	Cable Loss (dB)	Antenna Factor (dB/m)	Receiver Reading (dBuV)	Limit (dBuV/m)	Margin (dB)	Antenna Pol. (H/V)
5459.144	57.6	-27.7	32.8	52.54	74.0	16.4	H
5459.969	58.9	-27.7	32.8	53.84	74.0	15.1	V
11000.150	45.6	-27.0	38.0	34.60	74.0	28.4	H
16500.150	49.5	-20.4	41.2	28.69	68.3	18.8	H
16932.450	52.6	-20.4	41.2	31.73	68.3	15.7	V
17277.850	52.7	-20.2	40.9	31.95	68.3	15.6	V

Channel 120

Frequency (MHz)	Measurement Result (dBuV/m)	Cable Loss (dB)	Antenna Factor (dB/m)	Receiver Reading (dBuV)	Limit (dBuV/m)	Margin (dB)	Antenna Pol. (H/V)
5555.000	56.9	-27.2	32.9	51.18	68.3	11.4	H
5637.500	57.3	-27.6	33.0	51.83	68.3	11.0	H
11199.800	44.7	-27.3	38.1	33.87	74.0	29.3	V
16799.900	49.6	-20.4	41.2	28.77	68.3	18.7	V
16913.200	53.1	-20.2	41.2	32.10	68.3	15.2	H
17356.500	51.8	-20.1	40.8	31.14	68.3	16.5	V

©Copyright. All rights reserved by CTTL.

Channel 140

Frequency (MHz)	Measurement Result (dBuV/m)	Cable Loss (dB)	Antenna Factor (dB/m)	Receiver Reading (dBuV)	Limit (dBuV/m)	Margin (dB)	Antenna Pol. (H/V)
5726.906	63.5	-27.4	33.1	57.83	68.3	4.8	H
5727.250	64.1	-27.4	33.1	58.41	68.3	4.2	H
11400.000	46.1	-26.3	38.2	34.30	74.0	27.9	V
17100.200	51.9	-20.5	41.1	31.31	68.3	16.4	H
17431.850	52.7	-20.3	40.8	32.22	68.3	15.6	V
17609.500	52.5	-20.4	40.6	32.30	68.3	15.8	V

Channel 144

Frequency (MHz)	Measurement Result (dBuV/m)	Cable Loss (dB)	Antenna Factor (dB/m)	Receiver Reading (dBuV)	Limit (dBuV/m)	Margin (dB)	Antenna Pol. (H/V)
5626.500	56.7	-27.6	33.0	51.32	68.3	11.6	V
5655.500	56.6	-27.6	33.0	51.12	68.3	11.7	H
11440.150	45.7	-26.0	38.2	33.48	74.0	28.3	H
17160.150	49.8	-20.4	41.0	29.13	68.3	18.5	H
17436.250	52.2	-20.3	40.8	31.80	68.3	16.1	H
17566.600	51.7	-20.5	40.6	31.52	68.3	16.6	V

802.11ac-HT40

Channel 38

Frequency (MHz)	Measurement Result (dBuV/m)	Cable Loss (dB)	Antenna Factor (dB/m)	Receiver Reading (dBuV)	Limit (dBuV/m)	Margin (dB)	Antenna Pol. (H/V)
5146.891	65.5	-28.2	32.6	61.07	74.0	8.5	H
5149.822	67.7	-28.2	32.6	63.32	74.0	6.3	H
10379.750	44.8	-26.4	37.7	33.41	68.3	23.6	H
15570.100	50.2	-21.6	40.2	31.65	74.0	23.8	H
16713.000	52.8	-20.2	41.2	31.86	68.3	15.5	H
17577.600	52.7	-20.4	40.6	32.45	68.3	15.6	H

©Copyright. All rights reserved by CTTL.

Channel 46

Frequency (MHz)	Measurement Result (dBuV/m)	Cable Loss (dB)	Antenna Factor (dB/m)	Receiver Reading (dBuV)	Limit (dBuV/m)	Margin (dB)	Antenna Pol. (H/V)
5292.500	56.4	-27.8	32.7	51.51	68.3	11.9	V
5312.000	56.9	-27.9	32.7	52.11	68.3	11.4	H
10460.050	44.8	-26.6	37.8	33.65	68.3	23.5	V
15690.000	48.7	-21.1	40.3	29.46	68.3	19.6	H
16930.800	52.8	-20.3	41.2	31.90	68.3	15.5	H
17205.250	52.7	-20.4	41.0	32.10	68.3	15.6	H

Channel 54

Frequency (MHz)	Measurement Result (dBuV/m)	Cable Loss (dB)	Antenna Factor (dB/m)	Receiver Reading (dBuV)	Limit (dBuV/m)	Margin (dB)	Antenna Pol. (H/V)
5185.000	55.8	-28.0	32.6	51.26	68.3	12.5	V
5206.000	56.3	-28.1	32.6	51.79	68.3	12.0	V
10539.800	43.9	-26.8	37.8	32.90	68.3	24.4	V
15809.900	49.1	-21.4	40.5	30.08	74.0	24.9	H
16230.100	52.0	-21.0	40.9	32.07	68.3	16.3	H
16857.650	52.3	-20.2	41.2	31.36	68.3	16.0	H

Channel 62

Frequency (MHz)	Measurement Result (dBuV/m)	Cable Loss (dB)	Antenna Factor (dB/m)	Receiver Reading (dBuV)	Limit (dBuV/m)	Margin (dB)	Antenna Pol. (H/V)
5350.701	69.3	-27.9	32.7	64.49	74.0	4.7	V
5352.169	68.4	-27.9	32.7	63.56	74.0	5.6	V
10620.100	46.1	-26.8	37.8	35.05	74.0	27.9	H
15929.800	49.8	-21.3	40.6	30.51	74.0	24.2	V
16385.200	52.1	-20.7	41.1	31.75	68.3	16.2	V
16975.350	52.7	-20.7	41.2	32.19	68.3	15.6	V

©Copyright. All rights reserved by CTTL.

Channel 102

Frequency (MHz)	Measurement Result (dBuV/m)	Cable Loss (dB)	Antenna Factor (dB/m)	Receiver Reading (dBuV)	Limit (dBuV/m)	Margin (dB)	Antenna Pol. (H/V)
5458.881	61.8	-27.7	32.8	56.74	74.0	12.2	V
5459.556	61.1	-27.7	32.8	55.99	74.0	12.9	V
11019.950	44.2	-27.1	38.0	33.22	74.0	29.9	H
16829.850	50.3	-20.3	41.2	29.36	68.3	18.0	H
17067.750	52.3	-20.6	41.1	31.80	68.3	16.0	V
17231.650	52.4	-20.3	41.0	31.69	68.3	15.9	V

Channel 118

Frequency (MHz)	Measurement Result (dBuV/m)	Cable Loss (dB)	Antenna Factor (dB/m)	Receiver Reading (dBuV)	Limit (dBuV/m)	Margin (dB)	Antenna Pol. (H/V)
5491.500	56.4	-27.5	32.8	51.12	68.3	11.9	H
5663.000	57.0	-27.6	33.0	51.49	68.3	11.3	H
11180.000	44.7	-27.3	38.1	33.92	74.0	29.3	H
16770.200	50.7	-20.3	41.2	29.82	68.3	17.6	H
17078.200	52.7	-20.6	41.1	32.12	68.3	15.6	V
17530.850	52.1	-20.6	40.7	32.03	68.3	16.2	H

Channel 134

Frequency (MHz)	Measurement Result (dBuV/m)	Cable Loss (dB)	Antenna Factor (dB/m)	Receiver Reading (dBuV)	Limit (dBuV/m)	Margin (dB)	Antenna Pol. (H/V)
5726.063	61.1	-27.4	33.1	55.40	68.3	7.2	H
5727.078	61.2	-27.4	33.1	55.50	68.3	7.1	H
11340.050	44.7	-26.7	38.1	33.32	74.0	29.3	V
17010.000	50.4	-20.9	41.2	30.06	68.3	17.9	V
17293.800	52.7	-20.1	40.9	31.94	68.3	15.6	H
17590.250	51.6	-20.4	40.6	31.39	68.3	16.7	H

©Copyright. All rights reserved by CTTL.

Channel 142

Frequency (MHz)	Measurement Result (dBuV/m)	Cable Loss (dB)	Antenna Factor (dB/m)	Receiver Reading (dBuV)	Limit (dBuV/m)	Margin (dB)	Antenna Pol. (H/V)
5567.000	55.6	-27.2	32.9	49.95	68.3	12.7	H
5611.000	56.6	-27.5	33.0	51.18	68.3	11.7	H
11419.800	45.8	-26.2	38.2	33.79	74.0	28.2	V
17129.900	50.3	-20.5	41.1	29.71	68.3	18.0	H
17296.000	51.7	-20.1	40.9	30.92	68.3	16.6	H
17525.900	52.0	-20.6	40.7	31.87	68.3	16.3	H

802.11ac-HT80

Channel 42

Frequency (MHz)	Measurement Result (dBuV/m)	Cable Loss (dB)	Antenna Factor (dB/m)	Receiver Reading (dBuV)	Limit (dBuV/m)	Margin (dB)	Antenna Pol. (H/V)
5148.991	64.4	-28.2	32.6	59.96	74.0	9.6	H
5149.559	65.5	-28.2	32.6	61.12	74.0	8.5	V
10419.900	45.2	-35.6	38.1	42.74	68.3	23.1	V
15630.050	49.4	-33.2	39.0	43.57	74.0	24.6	H
16634.900	52.6	-31.8	40.7	43.71	68.3	15.7	H
16776.250	52.2	-32.3	40.9	43.62	68.3	16.1	V

Channel 58

Frequency (MHz)	Measurement Result (dBuV/m)	Cable Loss (dB)	Antenna Factor (dB/m)	Receiver Reading (dBuV)	Limit (dBuV/m)	Margin (dB)	Antenna Pol. (H/V)
5352.169	70.4	-27.9	32.7	65.53	74.0	3.6	V
5358.092	69.9	-27.8	32.7	65.03	74.0	4.1	H
10579.950	43.9	-35.7	38.2	41.32	68.3	24.4	V
15869.850	48.8	-33.0	39.1	42.70	74.0	25.2	V
16667.900	52.3	-31.9	40.7	43.45	68.3	16.0	V
16924.200	52.5	-32.3	41.1	43.69	68.3	15.8	H

©Copyright. All rights reserved by CTTL.

Channel 106

Frequency (MHz)	Measurement Result (dBuV/m)	Cable Loss (dB)	Antenna Factor (dB/m)	Receiver Reading (dBuV)	Limit (dBuV/m)	Margin (dB)	Antenna Pol. (H/V)
5458.281	67.8	-27.7	32.8	62.70	74.0	6.2	H
5458.506	68.7	-27.7	32.8	63.62	74.0	5.3	H
11060.100	43.6	-35.0	39.0	39.60	74.0	30.4	H
16589.800	50.2	-31.8	40.6	41.35	68.3	18.1	H
16715.200	52.5	-32.1	40.8	43.80	68.3	15.8	H
16923.100	52.4	-32.3	41.1	43.61	68.3	15.9	H

Channel 122

Frequency (MHz)	Measurement Result (dBuV/m)	Cable Loss (dB)	Antenna Factor (dB/m)	Receiver Reading (dBuV)	Limit (dBuV/m)	Margin (dB)	Antenna Pol. (H/V)
5728.078	57.8	-27.4	33.1	52.15	74.0	16.2	H
5730.406	57.8	-27.4	33.1	52.09	74.0	16.2	H
11220.150	43.6	-35.1	39.1	39.68	74.0	30.4	V
16490.800	52.3	-32.1	40.5	43.87	68.3	16.0	H
16670.100	52.5	-31.9	40.7	43.64	68.3	15.8	H
16830.150	49.6	-32.3	41.0	40.96	68.3	18.7	H

Channel 138

Frequency (MHz)	Measurement Result (dBuV/m)	Cable Loss (dB)	Antenna Factor (dB/m)	Receiver Reading (dBuV)	Limit (dBuV/m)	Margin (dB)	Antenna Pol. (H/V)
5491.500	55.2	-27.5	32.8	49.87	74.0	18.8	V
5552.000	56.3	-27.2	32.9	50.64	74.0	17.7	H
11380.200	45.2	-35.2	39.2	41.25	74.0	28.8	V
16850.500	52.3	-32.3	41.0	43.56	68.3	16.0	H
17069.950	50.1	-32.0	41.4	40.67	68.3	18.2	V
17470.350	52.7	-31.5	42.3	41.91	68.3	15.6	H

©Copyright. All rights reserved by CTTL.

A.7. AC Power line Conducted Emission (150kHz- 30MHz)

Method of Measurement:

See Clause 6.2 of ANSI C63.10-2013 specifically.

See Clause 4 and Clause 5 of ANSI C63.10-2013 generally.

The conducted emissions from the AC port of the EUT are measured in a shielding room. The EUT is connected to a Line Impedance Stabilization Network (LISN). An overview sweep with peak detection was performed. The measurements were performed with a quasi-peak detector and if required, an average detector.

The conducted emission measurements were made with the following detector of the test receiver: Quasi-Peak / Average Detector.

The measurement bandwidth is:

Frequency of Emission (MHz)	RBW/IF bandwidth
0.15-30	9kHz

Test Condition:

Voltage（V）	Frequency（Hz）
120	60

Measurement Setup

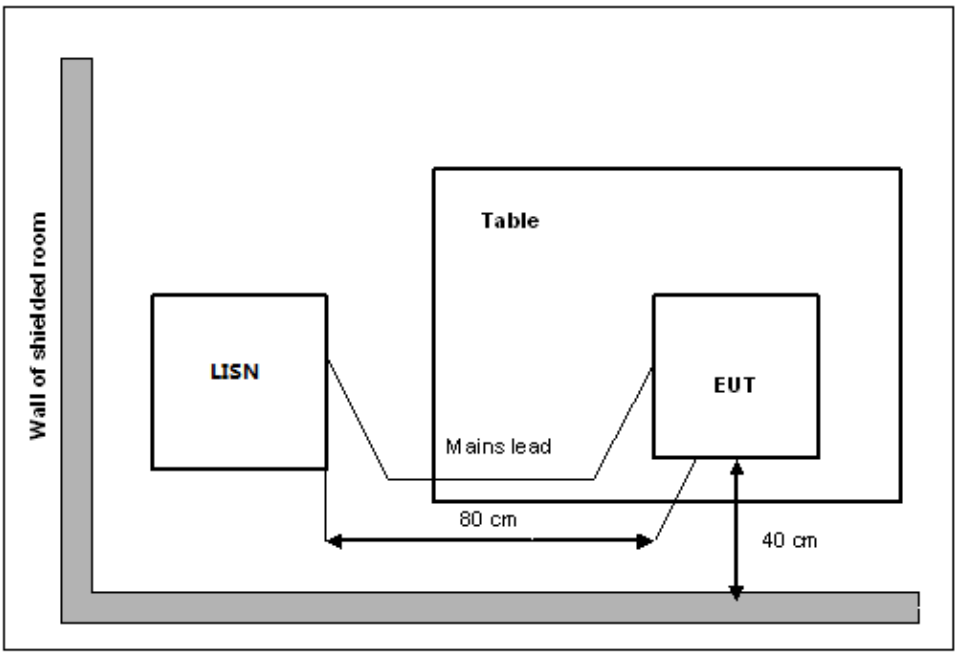

©Copyright. All rights reserved by CTTL.

Measurement Result and limit:

WLAN (Quasi-peak Limit)

Frequency range (MHz)	Quasi-peak Limit (dBμV)	Result (dBμV)		Conclusion
		With charger		
		802.11a	Idle	
0.15 to 0.5	66 to 56	Fig.A7.1	Fig.A7.2	P
0.5 to 5	56			
5 to 30	60			
NOTE: The limit decreases linearly with the logarithm of the frequency in the range 0.15 MHz to 0.5 MHz.				

WLAN (Average Limit)

Frequency range (MHz)	Average Limit (dBμV)	Result (dBμV)		Conclusion
		With charger		
		802.11a	Idle	
0.15 to 0.5	67 56 to 46	Fig.A7.1	Fig.A7.2	P
0.5 to 5	46			
5 to 30	50			
NOTE: The limit decreases linearly with the logarithm of the frequency in the range 0.15 MHz to 0.5 MHz.				

Conclusion: PASS

Test graphs as below:

©Copyright. All rights reserved by CTTL.

Traffic:

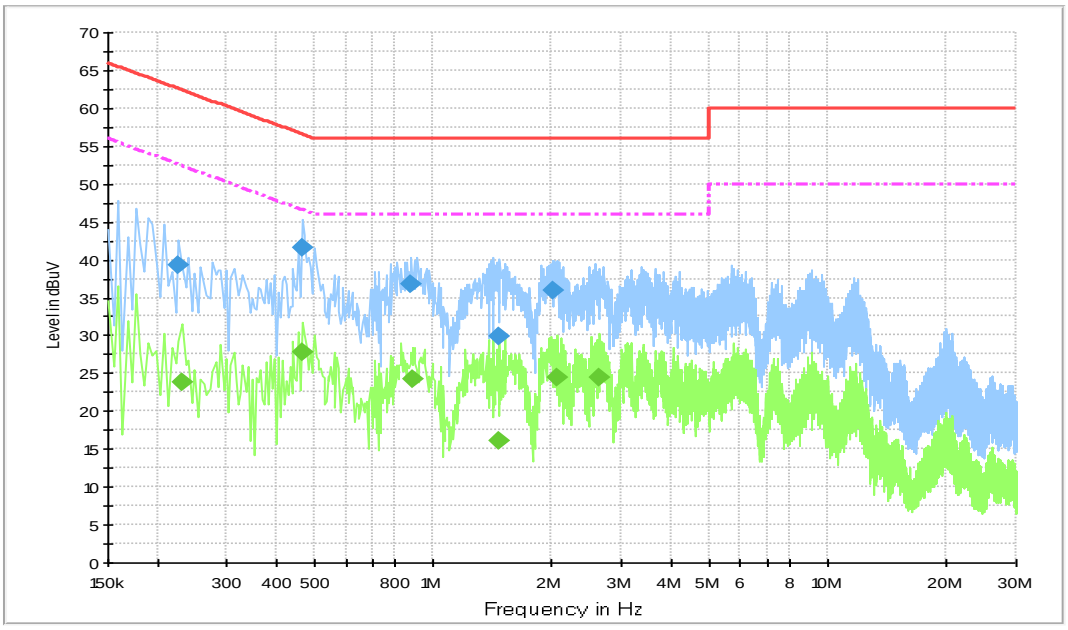

Fig.A7.1 AC Powerline Conducted Emission-Traffic

Note1: The graphic result above is the maximum of the measurements for both phase line and neutral line.

Final Result 1

Frequency (MHz)	QuasiPeak (dBμV)	Meas. Time (ms)	Bandwidth (kHz)	Line	Corr. (dB)	Margin (dB)	Limit (dBμV)
0.226500	39.3	5000.	9.000	N	19.9	23.3	62.6
0.465000	41.6	5000.	9.000	L1	19.9	15.0	56.6
0.879000	36.9	5000.	9.000	L1	19.7	19.1	56.0
1.473000	29.8	5000.	9.000	L1	19.7	26.2	56.0
2.008500	36.0	5000.	9.000	L1	19.7	20.0	56.0
0.226500	39.3	5000.	9.000	N	19.9	23.3	62.6

Final Result 2

Frequency (MHz)	Average (dBμV)	Meas. Time (ms)	Bandwidth (kHz)	Line	Corr. (dB)	Margin (dB)	Limit (dBμV)
0.231000	23.9	5000.	9.000	L1	19.9	28.5	52.4
0.465000	27.9	5000.	9.000	L1	19.9	18.7	46.6
0.888000	24.3	5000.	9.000	L1	19.7	21.7	46.0
1.473000	16.1	5000.	9.000	L1	19.7	29.9	46.0
2.071500	24.4	5000.	9.000	N	19.7	21.6	46.0
2.647500	24.4	5000.	9.000	N	19.6	21.6	46.0

©Copyright. All rights reserved by CTTL.

Idle

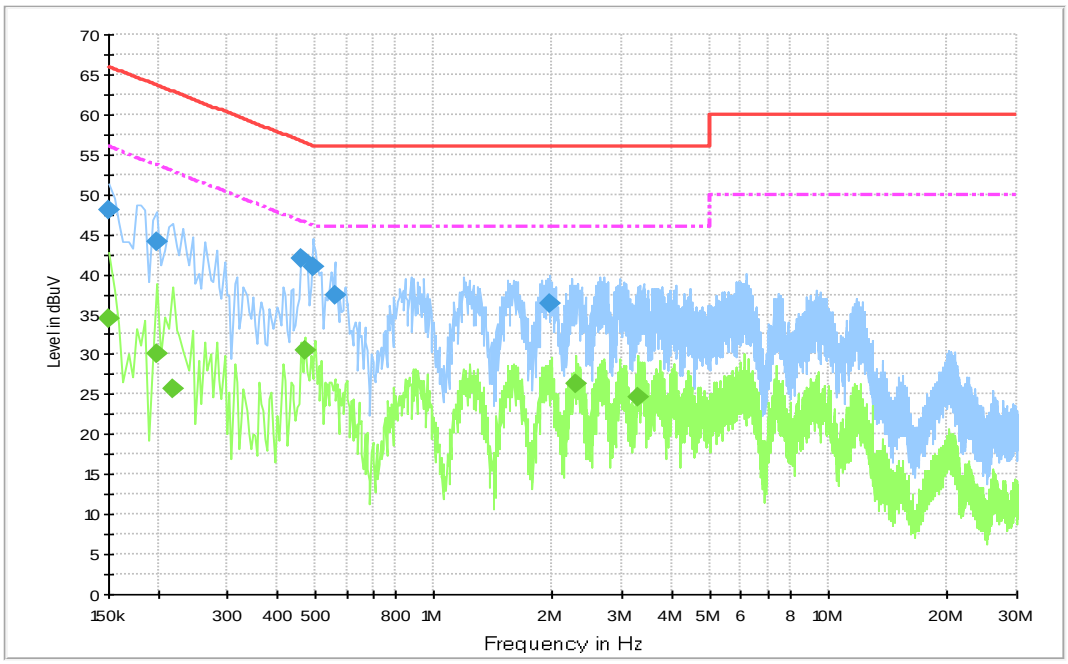

Fig.A7.2 AC Powerline Conducted Emission-Idle

Note1: The graphic result above is the maximum of the measurements for both phase line and neutral line.

Final Result 1

Frequency (MHz)	QuasiPeak (dBμV)	Meas. Time (ms)	Bandwidth (kHz)	Line	Corr. (dB)	Margin (dB)	Limit (dBμV)
0.150000	48.0	5000.	9.000	N	19.8	18.0	66.0
0.199500	44.0	5000.	9.000	N	19.9	19.6	63.6
0.460500	42.0	5000.	9.000	L1	19.9	14.7	56.7
0.492000	41.0	5000.	9.000	L1	19.9	15.2	56.1
0.559500	37.4	5000.	9.000	L1	19.9	18.6	56.0
1.963500	36.3	5000.	9.000	L1	19.7	19.7	56.0

Final Result 2

Frequency (MHz)	Average (dBμV)	Meas. Time (ms)	Bandwidth (kHz)	Line	Corr. (dB)	Margin (dB)	Limit (dBμV)
0.150000	34.6	5000.	9.000	N	19.8	21.4	56.0
0.199500	30.1	5000.	9.000	L1	19.9	23.5	53.6
0.217500	25.7	5000.	9.000	L1	19.9	27.2	52.9
0.469500	30.5	5000.	9.000	L1	19.9	16.1	46.5
2.283000	26.3	5000.	9.000	N	19.6	19.7	46.0
3.295500	24.6	5000.	9.000	L1	19.6	21.4	46.0

Note: The measurement results showed here are worst cases of the combinations of different cables.

©Copyright. All rights reserved by CTTL.

A.8. 99% Occupied bandwidth

Method of Measurement: See ANSI C63.10-2013-clause 12.4.2.

a) The instrument center frequency is set to the nominal EUT channel center frequency. The frequency span for the spectrum analyzer shall be between 1.5 times and 5.0 times the OBW.

b) The nominal IF filter bandwidth (3 dB RBW) shall be in the range of 1% to 5% of the OBW, and VBW shall be approximately three times the RBW, unless otherwise specified by the applicable requirement.

c) Set the reference level of the instrument as required, keeping the signal from exceeding the maximum input mixer level for linear operation. In general, the peak of the spectral envelope shall be more than [10 log (OBW/RBW)] below the reference level. Specific guidance is given in 4.1.5.2.

d) Step a) through step c) might require iteration to adjust within the specified range.

e) Video averaging is not permitted. Where practical, a sample detection and single sweep mode shall be used. Otherwise, peak detection and max hold mode (until the trace stabilizes) shall be used.

f) Use the 99% power bandwidth function of the instrument (if available) and report the measured bandwidth.

g) If the instrument does not have a 99% power bandwidth function, then the trace data points are recovered and directly summed in linear power terms. The recovered amplitude data points, beginning at the lowest frequency, are placed in a running sum until 0.5% ofthe total is reached; that frequency is recorded as the lower frequency. The process is repeated until 99.5% of the total is reached; that frequency is recorded as the upper frequency. The 99% power bandwidth is the difference between these two frequencies.

h) The occupied bandwidth shall be reported by providing plot(s) of the measuring instrument display; the plot axes and the scale units per division shall be clearly labeled. Tabular data may be reported in addition to the plot(s).

Measurement Uncertainty:

Measurement Uncertainty	60.80Hz

Measurement Result:

Mode	Frequency	99% Occupied bandwidth (MHz)		conclusion
802.11a	5180 MHz	Fig.72	17.44	P
	5200 MHz	Fig.73	17.47	P

©Copyright. All rights reserved by CTTL.

	5240 MHz	Fig.74	17.56	P
802.11ac HT20	5180 MHz	Fig.75	18.29	P
	5200 MHz	Fig.76	18.29	P
	5240 MHz	Fig.77	18.32	P
802.11ac HT40	5190 MHz	Fig.82	36.20	P
	5230 MHz	Fig.83	36.25	P
802.11ac HT80	5210 MHz	Fig.86	75.33	P

Conclusion: PASS

Test graphs as below:

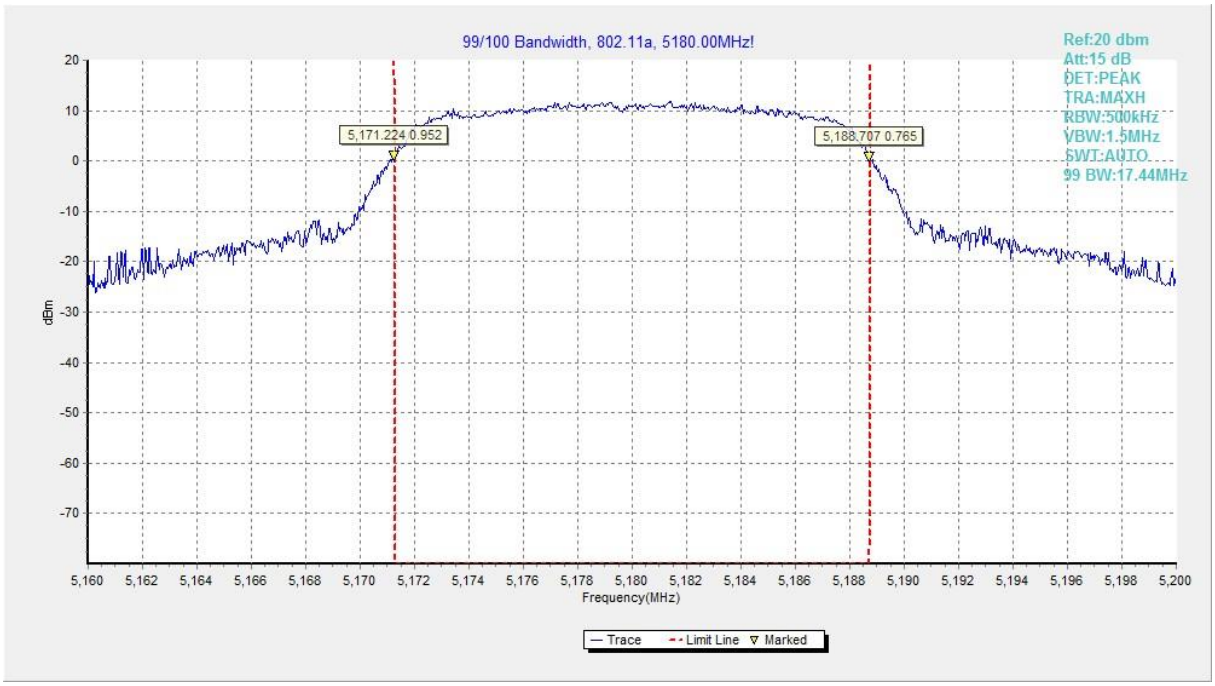

©Copyright. All rights reserved by CTTL.

Fig.34 99% Occupied bandwidth (802.11a, 5180MHz)

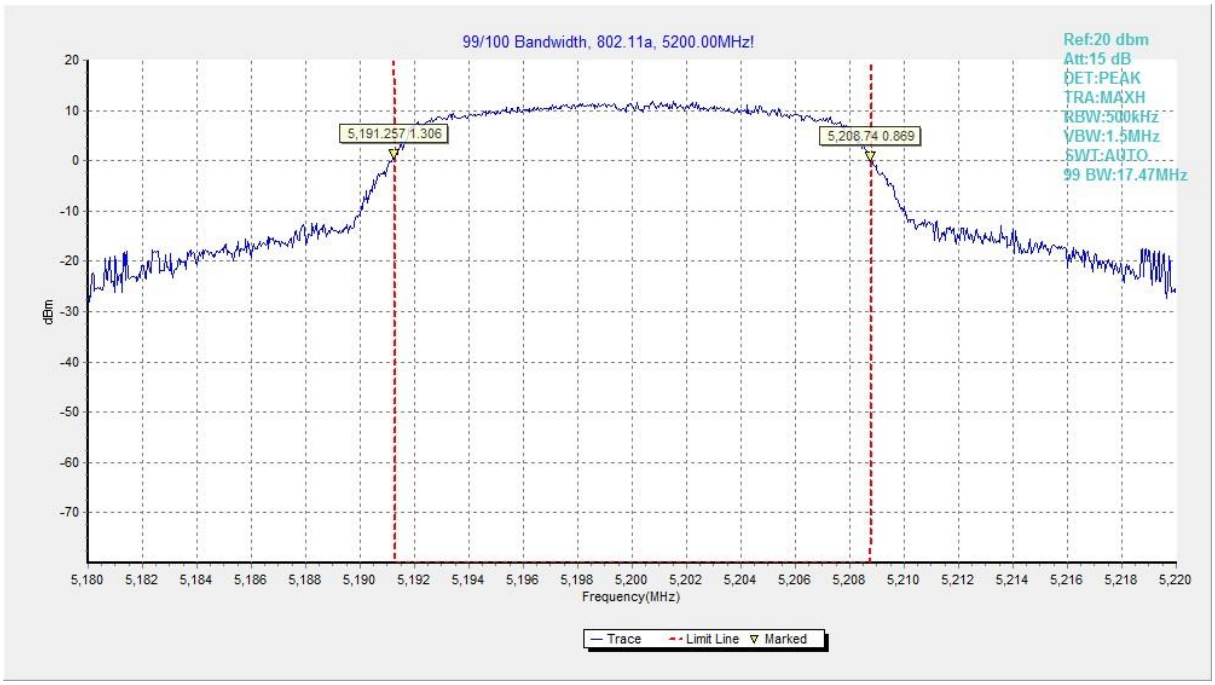

Fig.35 99% Occupied bandwidth (802.11a, 5200MHz)

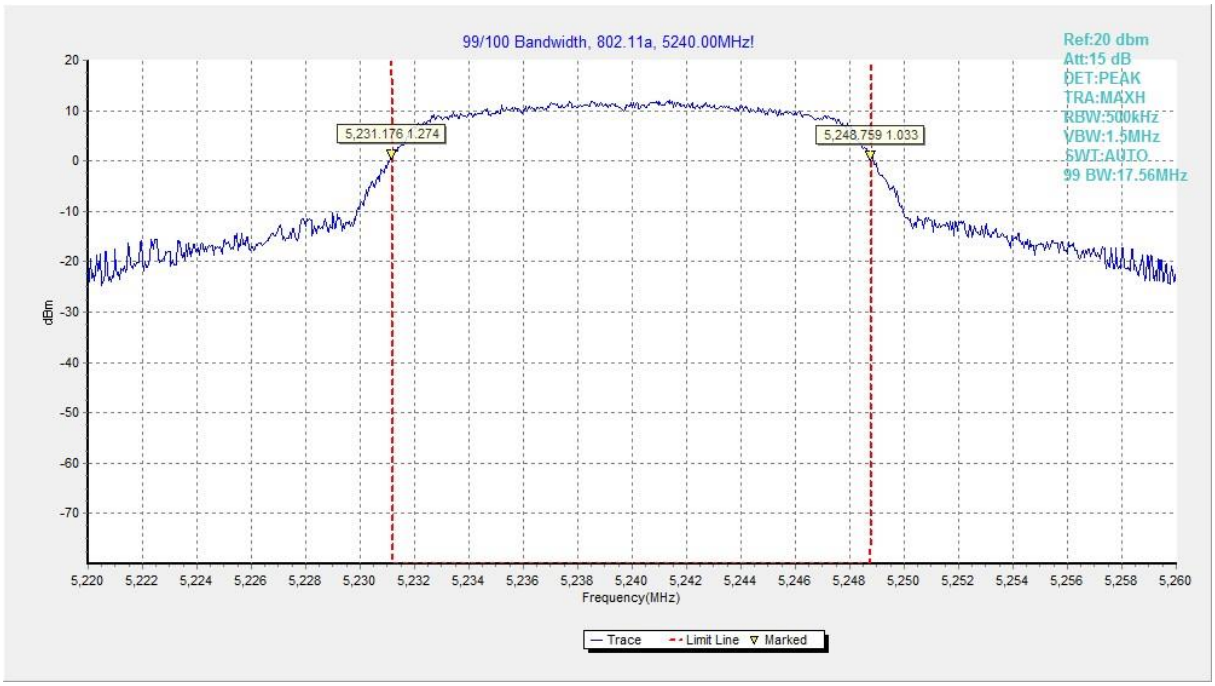

©Copyright. All rights reserved by CTTL.

Fig.36 99% Occupied bandwidth (802.11a, 5240MHz)

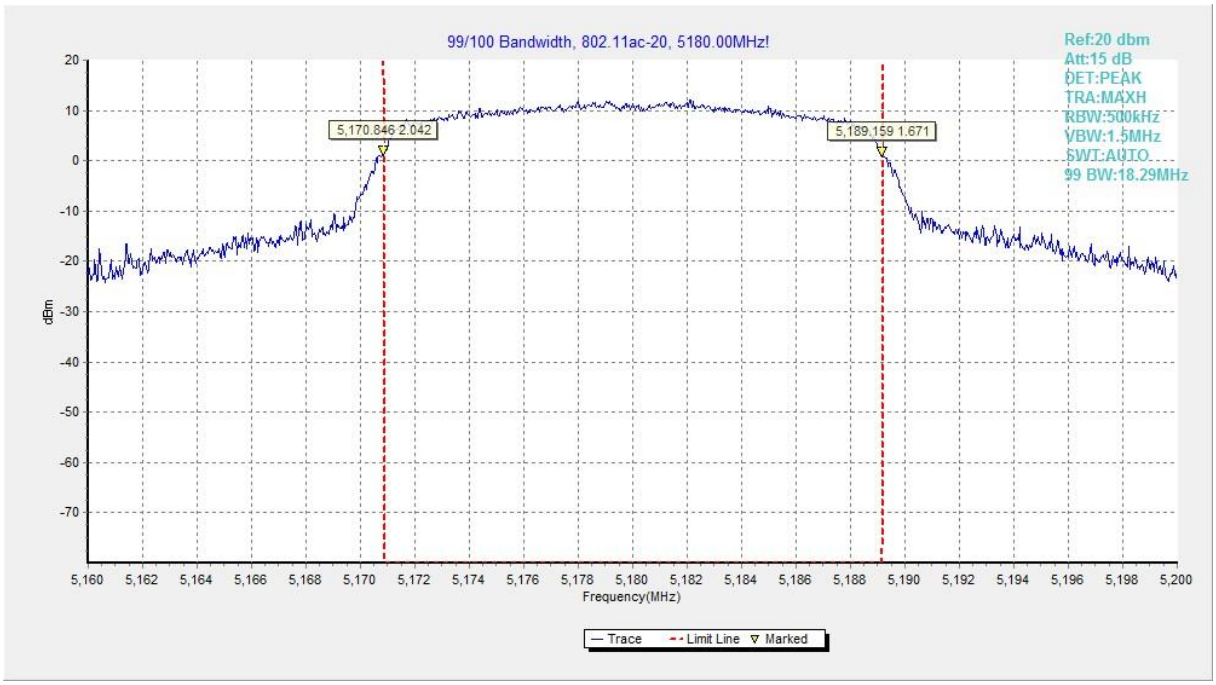

Fig.37 99% Occupied bandwidth (802.11ac-HT20, 5180MHz)

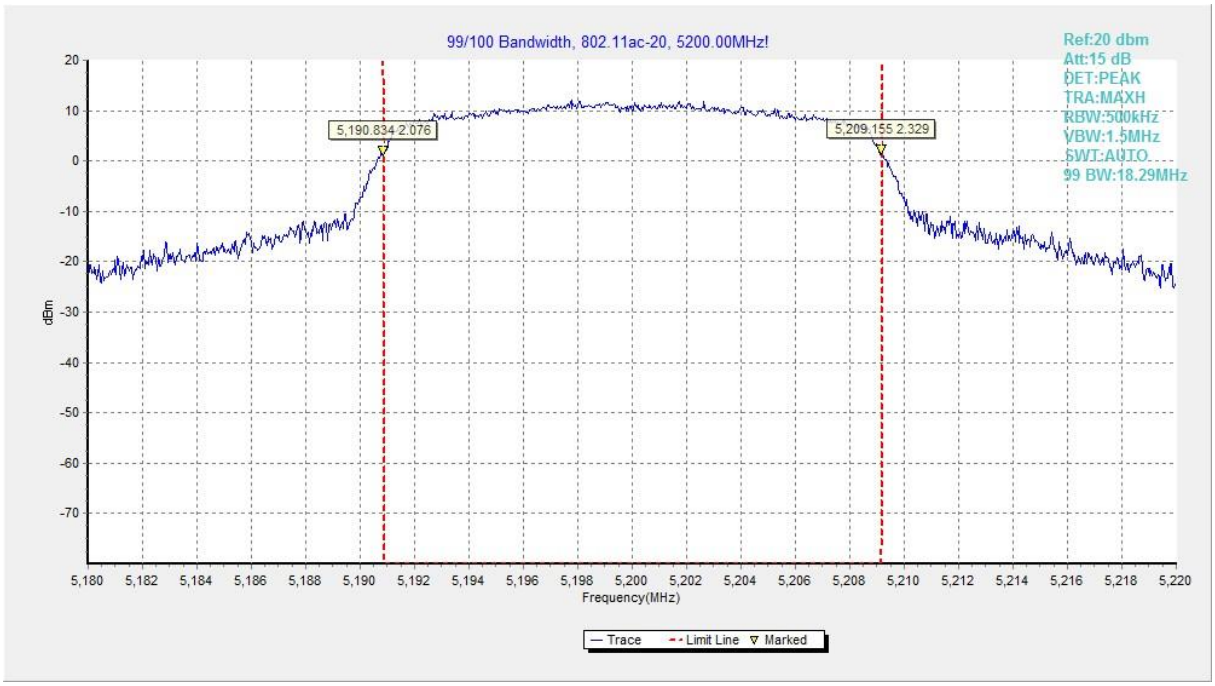

Fig.38 99% Occupied bandwidth (802.11ac-HT20, 5200MHz)

©Copyright. All rights reserved by CTTL.

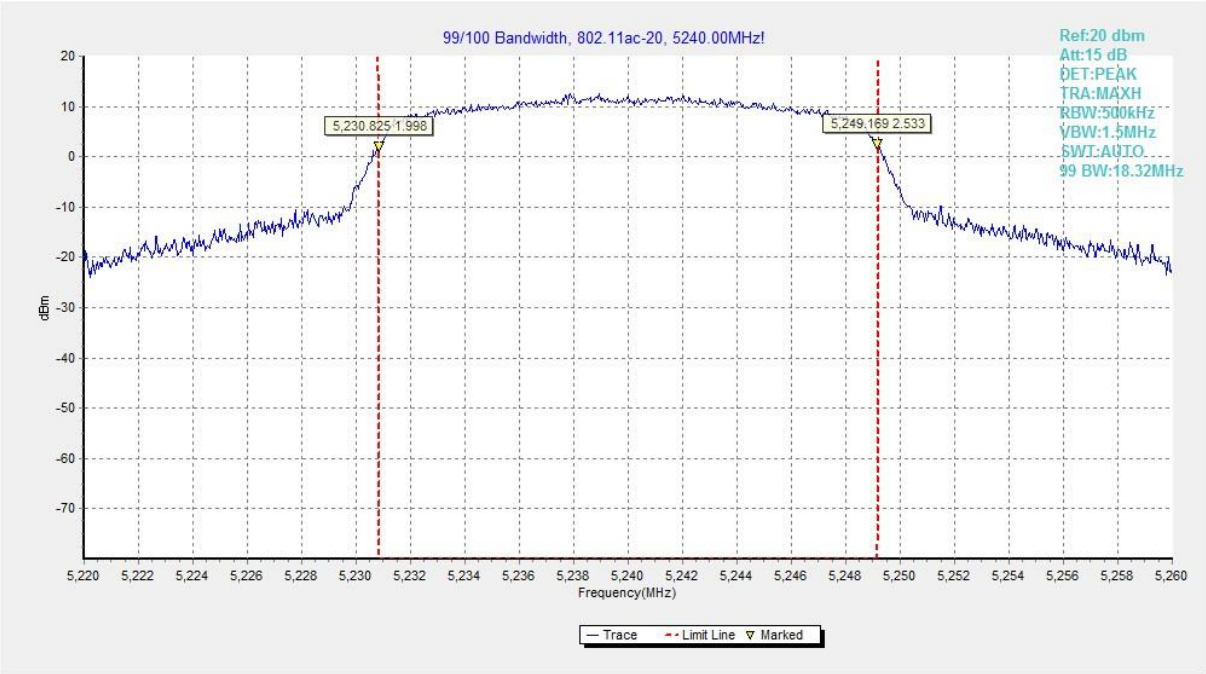

Fig.39 99% Occupied bandwidth (802.11ac-HT20, 5240MHz)

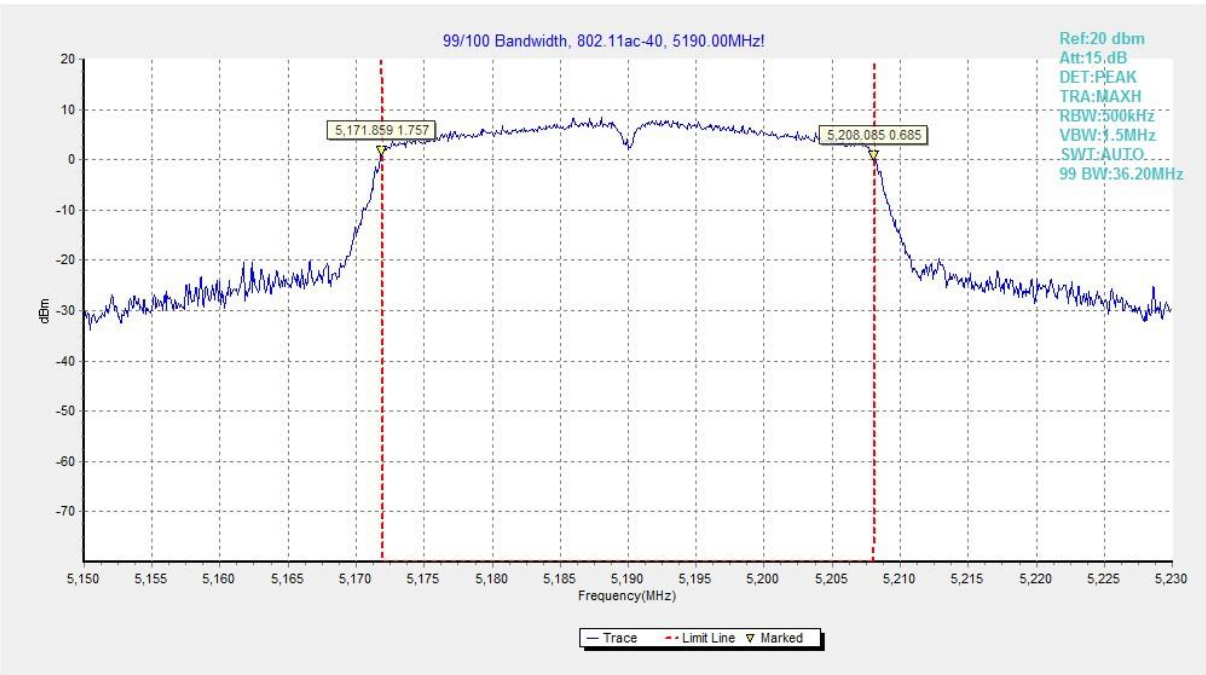

Fig.40 99% Occupied bandwidth (802.11ac-HT40, 5190MHz)

©Copyright. All rights reserved by CTTL.

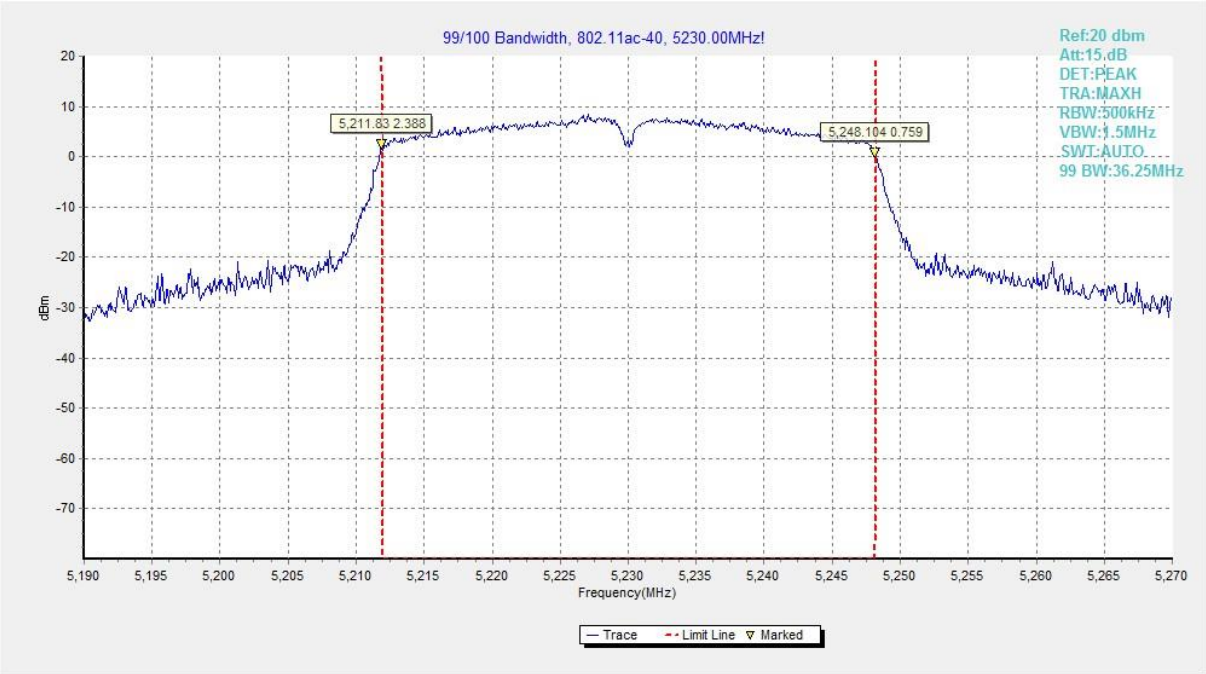

Fig.41 99% Occupied bandwidth (802.11ac-HT40, 5230MHz)

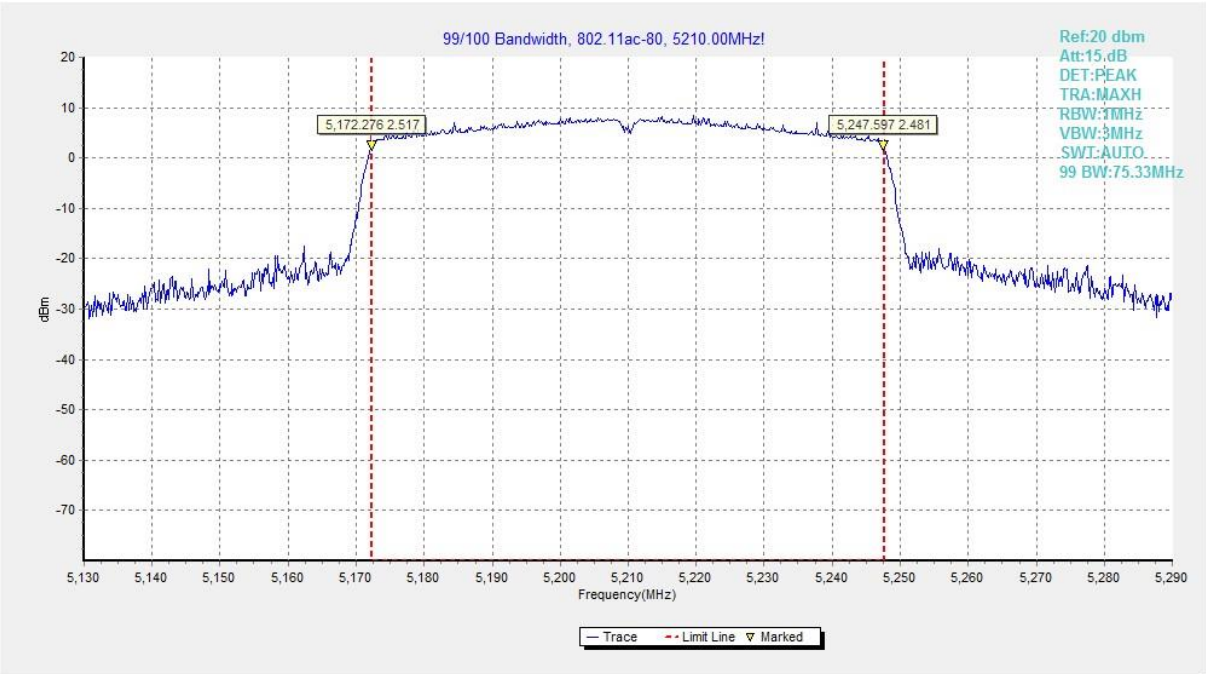

Fig.42 99% Occupied bandwidth (802.11ac-HT80, 5210MHz)

©Copyright. All rights reserved by CTTL.

A.9. Power control

A Transmission Power Control mechanism is not required for systems with an e.i.r.p. of less than 27dBm (500 mW).

Fig.29 ANNEX B: Accreditation Certificate

United States Department of Commerce
National Institute of Standards and Technology

NVLAP®

ilac-MRA

Certificate of Accreditation to ISO/IEC 17025:2017

NVLAP LAB CODE: 600118-0

Telecommunication Technology Labs, CAICT
Beijing
China

is accredited by the National Voluntary Laboratory Accreditation Program for specific services, listed on the Scope of Accreditation, for:

Electromagnetic Compatibility & Telecommunications

This laboratory is accredited in accordance with the recognized International Standard ISO/IEC 17025:2017. This accreditation demonstrates technical competence for a defined scope and the operation of a laboratory quality management system (refer to joint ISO-ILAC-IAF Communique dated January 2009).

2021-09-29 through 2022-09-30
Effective Dates

For the National Voluntary Laboratory Accreditation Program

***** END OF REPORT BODY *****

©Copyright. All rights reserved by CTTL.