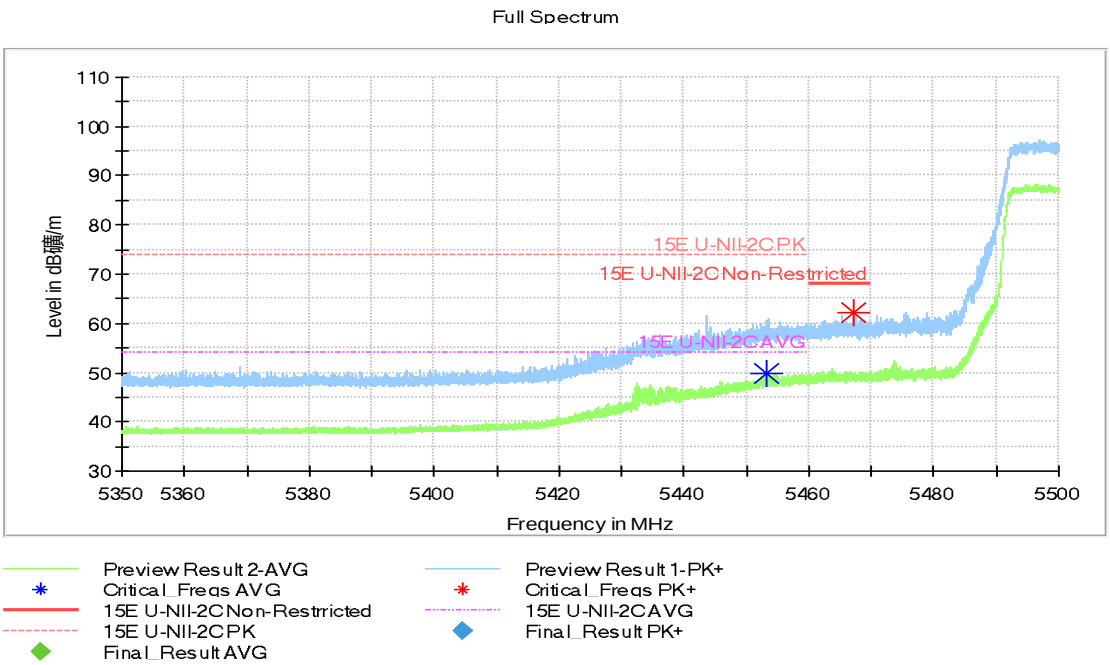

Fig.53 Band Edges (802.11ac-HT80 Ch106, 5530MHz)

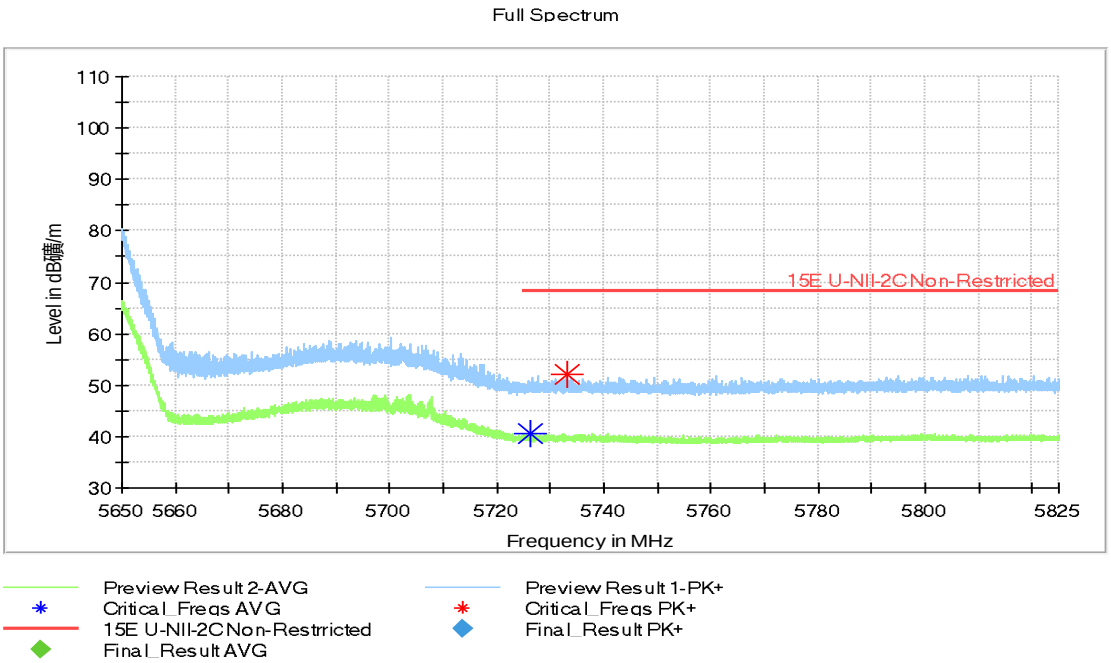

Fig.54 Band Edges (802.11ac-HT80 Ch122, 5610MHz)

©Copyright. All rights reserved by CTTL.

A.6. Transmitter Spurious Emission

Measurement Limit:

Standard	Limit
FCC 47 CFR Part 15.407	-27 dBm/MHz

In addition, radiated emissions which fall in the restricted bands, as defined in § 15.205(a), must also comply with the radiated emission limits specified in § 15.209(a) (see § 15.205(c)).

Limit in restricted band:

Frequency (MHz)	Field strength(μV/m)	Measurement distance(m)
0.009 - 0.490	2400/F(kHz)	300
0.490 - 1.705	24000/F(kHz)	30
1.705 – 30.0	30	30

Frequency of emission (MHz)	Field strength(uV/m)	Field strength(dBuV/m)	Measurement distance(m)
30-88	100	40	3
88-216	150	43.5	3
216-960	200	46	3
Above 960	500	54	3

The measurement is made according to ANSI C63.10 and KDB 789033

Set up:

Tabletop devices shall be placed on a nonconducting platform with nominal top surface dimensions 1 m by 1.5 m. For emissions testing at or below 1 GHz, the table height shall be 80 cm above the reference ground plane. For emission measurements above 1 GHz, the table height shall be 1.5 m

The EUT and transmitting antenna shall be centered on the turntable.

Test Procedure

The EUT was placed on a non-conductive table. The measurement antenna was placed at a distance of 3 meters from the EUT. The test is carried out on both vertical and horizontal polarization and only maximization result of both polarizations is kept. During the test, the turntable is rotated 360° and the measurement antenna is moved from 1m to 4m to get the maximization result. This maximization process was repeated with the EUT positioned in each of its three orthogonal orientations.

The receiver references:

Frequency of emission (MHz)	RBW/VBW	Sweep Time(s)
30-1000	100kHz/300kHz	5
1000-7000	1MHz/3MHz	15
7000-18000	1MHz/3MHz	40
18000-26500	1MHz/3MHz	20

©Copyright. All rights reserved by CTTL.

Sample Calculations

1. Convert the resultant EIRP level to an equivalent electric field strength using the following relationship:

E=EIRP- 20log (*D)* +104.77

Where:

E is the field strength in dBμV/m

D is the measurement distance in meters

EIRP is the equivalent isotropically radiated power in dbm

2. The measurement results are obtained as described below:

Result=P_{Mea}+$A_{Rpl=}$ P_{Mea}+Cable Loss+Antenna Factor

A "reference path loss" is established and the A_{Rpl} is the attenuation of “reference path loss”, and including the gain of receive antenna, the gain of the preamplifier, the cable loss.

P_{Mea} is the field strength recorded from the instrument.

Note:

The range of evaluated frequency is from 9 kHz to 40GHz. Measurement value showed here only up to 6 maximum emissions noted.

©Copyright. All rights reserved by CTTL.

Measurement Results

AVERAGE Results:

802.11a

Channel 36

Frequency (MHz)	Measurement Result (dBuV/m)	Cable Loss (dB)	Antenna Factor (dB/m)	Receiver Reading (dBuV)	Limit (dBuV/m)	Margin (dB)	Antenna Pol. (H/V)
17958.200	39.09	-29.59	45.95	22.73	54.00	14.91	H
17934.550	38.93	-29.59	45.95	22.57	54.00	15.07	H
14490.450	35.84	-29.56	41.90	23.50	54.00	18.16	H
13265.050	35.75	-31.62	40.50	26.87	54.00	18.25	H
5140.120	44.31	-27.79	34.00	38.10	54.00	9.69	H
5139.480	44.10	-27.79	34.00	37.89	54.00	9.90	H

Channel 40

Frequency (MHz)	Measurement Result (dBuV/m)	Cable Loss (dB)	Antenna Factor (dB/m)	Receiver Reading (dBuV)	Limit (dBuV/m)	Margin (dB)	Antenna Pol. (H/V)
17947.200	39.00	-29.59	45.95	22.64	54.00	15.00	V
17998.900	38.98	-29.59	45.95	22.62	54.00	15.02	H
14488.250	35.71	-29.56	41.90	23.37	54.00	18.29	H
14497.600	35.68	-29.56	41.90	23.34	54.00	18.32	H
11761.350	34.43	-32.71	39.20	27.94	54.00	19.57	H
11865.850	34.35	-32.73	39.15	27.93	54.00	19.65	V

Channel 48

Frequency (MHz)	Measurement Result (dBuV/m)	Cable Loss (dB)	Antenna Factor (dB/m)	Receiver Reading (dBuV)	Limit (dBuV/m)	Margin (dB)	Antenna Pol. (H/V)
17926.300	39.07	-29.59	45.95	22.71	54.00	14.93	V
17909.800	38.73	-29.59	45.95	22.37	54.00	15.27	V
14496.500	35.53	-29.56	41.90	23.19	54.00	18.47	V
14478.900	35.52	-29.56	41.90	23.18	54.00	18.48	V
11769.050	34.77	-32.71	39.20	28.28	54.00	19.23	H
11848.800	34.37	-32.73	39.15	27.95	54.00	19.63	V

©Copyright. All rights reserved by CTTL.

Channel 52

Frequency (MHz)	Measurement Result (dBuV/m)	Cable Loss (dB)	Antenna Factor (dB/m)	Receiver Reading (dBuV)	Limit (dBuV/m)	Margin (dB)	Antenna Pol. (H/V)
17929.600	39.02	-29.59	45.95	22.66	54.00	14.98	V
17949.950	38.59	-29.59	45.95	22.23	54.00	15.41	V
14491.000	35.49	-29.56	41.90	23.15	54.00	18.51	V
14494.850	35.34	-29.56	41.90	23.00	54.00	18.66	V
11822.950	34.52	-32.09	39.20	27.41	54.00	19.48	V
11765.200	34.45	-32.71	39.20	27.96	54.00	19.55	V

Channel 56

Frequency (MHz)	Measurement Result (dBuV/m)	Cable Loss (dB)	Antenna Factor (dB/m)	Receiver Reading (dBuV)	Limit (dBuV/m)	Margin (dB)	Antenna Pol. (H/V)
17942.250	38.81	-29.59	45.95	22.45	54.00	15.19	H
17914.200	38.74	-29.59	45.95	22.38	54.00	15.26	V
12684.250	35.60	-31.68	39.50	27.78	54.00	18.40	V
14482.200	35.47	-29.56	41.90	23.13	54.00	18.53	V
11769.600	34.72	-32.71	39.20	28.23	54.00	19.28	V
11770.150	34.65	-32.71	39.20	28.16	54.00	19.35	V

Channel 64

Frequency (MHz)	Measurement Result (dBuV/m)	Cable Loss (dB)	Antenna Factor (dB/m)	Receiver Reading (dBuV)	Limit (dBuV/m)	Margin (dB)	Antenna Pol. (H/V)
17952.700	38.92	-29.59	45.95	22.56	54.00	15.08	V
17951.050	38.78	-29.59	45.95	22.42	54.00	15.22	H
14492.650	35.76	-29.56	41.90	23.42	54.00	18.24	V
14482.750	35.47	-29.56	41.90	23.13	54.00	18.53	V
5350.016	45.58	-27.82	34.20	39.20	54.00	8.42	H
5350.064	45.45	-27.82	34.20	39.07	54.00	8.55	H

©Copyright. All rights reserved by CTTL.

Channel 100

Frequency (MHz)	Measurement Result (dBuV/m)	Cable Loss (dB)	Antenna Factor (dB/m)	Receiver Reading (dBuV)	Limit (dBuV/m)	Margin (dB)	Antenna Pol. (H/V)
17996.700	40.54	-29.59	45.95	24.18	54.00	13.46	V
17937.300	40.51	-29.59	45.95	24.15	54.00	13.49	H
14499.800	37.01	-29.56	41.90	24.67	54.00	16.99	H
13305.200	36.97	-31.40	40.60	27.77	54.00	17.03	V
5459.140	44.08	-27.49	34.20	37.37	54.00	9.92	H
5459.920	43.90	-27.49	34.20	37.19	54.00	10.10	H

Channel 116

Frequency (MHz)	Measurement Result (dBuV/m)	Cable Loss (dB)	Antenna Factor (dB/m)	Receiver Reading (dBuV)	Limit (dBuV/m)	Margin (dB)	Antenna Pol. (H/V)
17968.650	40.02	-29.59	45.95	23.66	54.00	13.98	V
17926.850	39.96	-29.59	45.95	23.60	54.00	14.04	H
14492.650	36.87	-29.56	41.90	24.53	54.00	17.13	V
14493.200	36.42	-29.56	41.90	24.08	54.00	17.58	H
11783.350	35.67	-32.09	39.20	28.56	54.00	18.33	V
7440.000	35.58	-35.20	36.50	34.28	54.00	18.42	H

Channel 140

Frequency (MHz)	Measurement Result (dBuV/m)	Cable Loss (dB)	Antenna Factor (dB/m)	Receiver Reading (dBuV)	Limit (dBuV/m)	Margin (dB)	Antenna Pol. (H/V)
17949.950	39.62	-29.59	45.95	23.26	54.00	14.38	H
17949.400	39.61	-29.59	45.95	23.25	54.00	14.39	H
14495.950	36.56	-29.56	41.90	24.22	54.00	17.44	V
14489.900	36.23	-29.56	41.90	23.89	54.00	17.77	V
11887.850	35.65	-32.53	39.10	29.08	54.00	18.35	V
11252.050	35.32	-32.99	38.65	29.66	54.00	18.68	V

©Copyright. All rights reserved by CTTL.

Channel 144

Frequency (MHz)	Measurement Result (dBuV/m)	Cable Loss (dB)	Antenna Factor (dB/m)	Receiver Reading (dBuV)	Limit (dBuV/m)	Margin (dB)	Antenna Pol. (H/V)
17941.700	39.23	-29.59	45.95	22.87	54.00	14.77	H
17984.600	38.80	-29.59	45.95	22.44	54.00	15.20	V
14498.700	35.56	-29.56	41.90	23.22	54.00	18.44	V
14499.800	35.55	-29.56	41.90	23.21	54.00	18.45	V
11877.950	35.14	-32.73	39.15	28.72	54.00	18.86	V
11770.700	35.01	-32.71	39.20	28.52	54.00	18.99	V

802.11n-HT20

Channel 36

Frequency (MHz)	Measurement Result (dBuV/m)	Cable Loss (dB)	Antenna Factor (dB/m)	Receiver Reading (dBuV)	Limit (dBuV/m)	Margin (dB)	Antenna Pol. (H/V)
17929.050	38.69	-29.59	45.95	22.33	54.00	15.31	V
17951.050	38.66	-29.59	45.95	22.30	54.00	15.34	V
14498.700	35.41	-29.56	41.90	23.07	54.00	18.59	H
14492.650	35.34	-29.56	41.90	23.00	54.00	18.66	V
5149.560	43.24	-28.00	34.00	37.24	54.00	10.76	H
5145.800	42.99	-27.79	34.00	36.78	54.00	11.01	H

Channel 40

Frequency (MHz)	Measurement Result (dBuV/m)	Cable Loss (dB)	Antenna Factor (dB/m)	Receiver Reading (dBuV)	Limit (dBuV/m)	Margin (dB)	Antenna Pol. (H/V)
17954.350	38.82	-29.59	45.95	22.46	54.00	15.18	V
17907.600	38.45	-29.59	45.95	22.09	54.00	15.55	H
12670.500	35.21	-31.50	39.40	27.32	54.00	18.79	V
14473.400	35.11	-29.56	41.90	22.77	54.00	18.89	V
11778.400	34.94	-32.71	39.20	28.45	54.00	19.06	V
11770.700	34.90	-32.71	39.20	28.41	54.00	19.10	H

©Copyright. All rights reserved by CTTL.

Channel 48

Frequency (MHz)	Measurement Result (dBuV/m)	Cable Loss (dB)	Antenna Factor (dB/m)	Receiver Reading (dBuV)	Limit (dBuV/m)	Margin (dB)	Antenna Pol. (H/V)
17906.500	38.85	-29.59	45.95	22.49	54.00	15.15	H
17925.200	38.75	-29.59	45.95	22.39	54.00	15.25	V
14489.350	35.37	-29.56	41.90	23.03	54.00	18.63	V
14499.800	35.30	-29.56	41.90	22.96	54.00	18.70	H
11766.850	34.89	-32.71	39.20	28.40	54.00	19.11	V
11851.000	34.85	-32.73	39.15	28.43	54.00	19.15	V

Channel 52

Frequency (MHz)	Measurement Result (dBuV/m)	Cable Loss (dB)	Antenna Factor (dB/m)	Receiver Reading (dBuV)	Limit (dBuV/m)	Margin (dB)	Antenna Pol. (H/V)
17956.550	38.75	-29.59	45.95	22.39	54.00	15.25	H
17929.600	38.53	-29.59	45.95	22.17	54.00	15.47	H
14497.600	35.48	-29.56	41.90	23.14	54.00	18.52	H
14483.300	35.39	-29.56	41.90	23.05	54.00	18.61	V
11915.900	34.83	-32.53	39.10	28.26	54.00	19.17	V
11778.950	34.72	-32.71	39.20	28.23	54.00	19.28	V

Channel 56

Frequency (MHz)	Measurement Result (dBuV/m)	Cable Loss (dB)	Antenna Factor (dB/m)	Receiver Reading (dBuV)	Limit (dBuV/m)	Margin (dB)	Antenna Pol. (H/V)
17952.150	38.63	-29.59	45.95	22.27	54.00	15.37	V
17949.950	38.62	-29.59	45.95	22.26	54.00	15.38	V
14497.050	35.62	-29.56	41.90	23.28	54.00	18.38	H
14499.800	35.52	-29.56	41.90	23.18	54.00	18.48	V
11861.450	34.81	-32.73	39.15	28.39	54.00	19.19	V
11826.250	34.80	-32.09	39.20	27.69	54.00	19.20	V

©Copyright. All rights reserved by CTTL.

Channel 64

Frequency (MHz)	Measurement Result (dBuV/m)	Cable Loss (dB)	Antenna Factor (dB/m)	Receiver Reading (dBuV)	Limit (dBuV/m)	Margin (dB)	Antenna Pol. (H/V)
17927.400	38.71	-29.59	45.95	22.35	54.00	15.29	H
17946.650	38.67	-29.59	45.95	22.31	54.00	15.33	H
14497.050	35.80	-29.56	41.90	23.46	54.00	18.20	V
14494.850	35.42	-29.56	41.90	23.08	54.00	18.58	V
5350.384	45.68	-27.82	34.20	39.30	54.00	8.32	H
5350.336	45.50	-27.82	34.20	39.12	54.00	8.50	H

Channel 100

Frequency (MHz)	Measurement Result (dBuV/m)	Cable Loss (dB)	Antenna Factor (dB/m)	Receiver Reading (dBuV)	Limit (dBuV/m)	Margin (dB)	Antenna Pol. (H/V)
17939.500	39.19	-29.59	45.95	22.83	54.00	14.81	H
17960.400	39.09	-29.59	45.95	22.73	54.00	14.91	V
14497.050	35.76	-29.56	41.90	23.42	54.00	18.24	V
14488.250	35.75	-29.56	41.90	23.41	54.00	18.25	V
5458.375	44.10	-27.49	34.20	37.39	54.00	9.90	H
5457.955	44.06	-27.49	34.20	37.35	54.00	9.94	H

Channel 116

Frequency (MHz)	Measurement Result (dBuV/m)	Cable Loss (dB)	Antenna Factor (dB/m)	Receiver Reading (dBuV)	Limit (dBuV/m)	Margin (dB)	Antenna Pol. (H/V)
17993.950	39.27	-29.59	45.95	22.91	54.00	14.73	H
17948.300	39.20	-29.59	45.95	22.84	54.00	14.80	V
14499.800	36.23	-29.56	41.90	23.89	54.00	17.77	V
14498.700	36.07	-29.56	41.90	23.73	54.00	17.93	V
7439.450	35.45	-35.20	36.50	34.15	54.00	18.55	V
11766.850	35.22	-32.71	39.20	28.73	54.00	18.78	V

©Copyright. All rights reserved by CTTL.

Channel 140

Frequency (MHz)	Measurement Result (dBuV/m)	Cable Loss (dB)	Antenna Factor (dB/m)	Receiver Reading (dBuV)	Limit (dBuV/m)	Margin (dB)	Antenna Pol. (H/V)
17940.600	39.75	-29.59	45.95	23.39	54.00	14.25	H
17958.750	39.39	-29.59	45.95	23.03	54.00	14.61	H
14497.050	36.26	-29.56	41.90	23.92	54.00	17.74	V
14494.300	36.19	-29.56	41.90	23.85	54.00	17.81	V
11780.600	35.20	-32.71	39.20	28.71	54.00	18.80	V
11769.600	35.17	-32.71	39.20	28.68	54.00	18.83	V

Channel 144

Frequency (MHz)	Measurement Result (dBuV/m)	Cable Loss (dB)	Antenna Factor (dB/m)	Receiver Reading (dBuV)	Limit (dBuV/m)	Margin (dB)	Antenna Pol. (H/V)
17925.200	39.31	-29.59	45.95	22.95	54.00	14.69	V
17939.500	39.11	-29.59	45.95	22.75	54.00	14.89	V
14492.100	35.67	-29.56	41.90	23.33	54.00	18.33	V
14495.400	35.66	-29.56	41.90	23.32	54.00	18.34	V
11809.750	34.93	-32.09	39.20	27.82	54.00	19.07	V
11842.200	34.80	-32.73	39.15	28.38	54.00	19.20	H

802.11n-HT40

Channel 38

Frequency (MHz)	Measurement Result (dBuV/m)	Cable Loss (dB)	Antenna Factor (dB/m)	Receiver Reading (dBuV)	Limit (dBuV/m)	Margin (dB)	Antenna Pol. (H/V)
17950.500	38.74	-29.59	45.95	22.38	54.00	15.26	V
17953.250	38.61	-29.59	45.95	22.25	54.00	15.39	V
14498.150	35.45	-29.56	41.90	23.11	54.00	18.55	V
13315.650	35.29	-31.40	40.60	26.09	54.00	18.71	V
5149.700	50.11	-28.00	34.00	44.11	54.00	3.89	H
5149.760	50.00	-28.00	34.00	44.00	54.00	4.00	H

©Copyright. All rights reserved by CTTL.

Channel 46

Frequency (MHz)	Measurement Result (dBuV/m)	Cable Loss (dB)	Antenna Factor (dB/m)	Receiver Reading (dBuV)	Limit (dBuV/m)	Margin (dB)	Antenna Pol. (H/V)
17988.450	38.97	-29.59	45.95	22.61	54.00	15.03	H
17930.700	38.93	-29.59	45.95	22.57	54.00	15.07	H
14475.600	35.55	-29.56	41.90	23.21	54.00	18.45	V
14498.150	35.47	-29.56	41.90	23.13	54.00	18.53	H
11770.700	34.88	-32.71	39.20	28.39	54.00	19.12	V
11233.900	34.85	-32.42	38.60	28.67	54.00	19.15	H

Channel 54

Frequency (MHz)	Measurement Result (dBuV/m)	Cable Loss (dB)	Antenna Factor (dB/m)	Receiver Reading (dBuV)	Limit (dBuV/m)	Margin (dB)	Antenna Pol. (H/V)
17907.050	38.69	-29.59	45.95	22.33	54.00	15.31	V
17933.450	38.67	-29.59	45.95	22.31	54.00	15.33	V
14489.350	35.70	-29.56	41.90	23.36	54.00	18.30	H
14492.650	35.52	-29.56	41.90	23.18	54.00	18.48	V
11770.150	34.99	-32.71	39.20	28.50	54.00	19.01	V
11890.600	34.73	-32.53	39.10	28.16	54.00	19.27	V

Channel 62

Frequency (MHz)	Measurement Result (dBuV/m)	Cable Loss (dB)	Antenna Factor (dB/m)	Receiver Reading (dBuV)	Limit (dBuV/m)	Margin (dB)	Antenna Pol. (H/V)
17920.250	38.94	-29.59	45.95	22.58	54.00	15.06	H
17919.150	38.88	-29.59	45.95	22.52	54.00	15.12	H
14481.650	35.41	-29.56	41.90	23.07	54.00	18.59	H
13299.150	35.36	-31.40	40.60	26.16	54.00	18.64	H
5350.704	49.54	-27.82	34.20	43.16	54.00	4.46	H
5350.096	49.39	-27.82	34.20	43.01	54.00	4.61	H

©Copyright. All rights reserved by CTTL.

Channel 102

Frequency (MHz)	Measurement Result (dBuV/m)	Cable Loss (dB)	Antenna Factor (dB/m)	Receiver Reading (dBuV)	Limit (dBuV/m)	Margin (dB)	Antenna Pol. (H/V)
17943.350	38.84	-29.59	45.95	22.48	54.00	15.16	V
17961.500	38.75	-29.59	45.95	22.39	54.00	15.25	V
14495.400	36.12	-29.56	41.90	23.78	54.00	17.88	V
14489.900	36.03	-29.56	41.90	23.69	54.00	17.97	V
5459.260	46.35	-27.49	34.20	39.64	54.00	7.65	H
5459.950	46.18	-27.49	34.20	39.47	54.00	7.82	H

Channel 118

Frequency (MHz)	Measurement Result (dBuV/m)	Cable Loss (dB)	Antenna Factor (dB/m)	Receiver Reading (dBuV)	Limit (dBuV/m)	Margin (dB)	Antenna Pol. (H/V)
17949.950	38.91	-29.59	45.95	22.55	54.00	15.09	V
17914.200	38.88	-29.59	45.95	22.52	54.00	15.12	V
14494.300	35.77	-29.56	41.90	23.43	54.00	18.23	V
14475.600	35.62	-29.56	41.90	23.28	54.00	18.38	V
11868.600	35.26	-32.73	39.15	28.84	54.00	18.74	V
11787.750	34.93	-32.09	39.20	27.82	54.00	19.07	V

Channel 134

Frequency (MHz)	Measurement Result (dBuV/m)	Cable Loss (dB)	Antenna Factor (dB/m)	Receiver Reading (dBuV)	Limit (dBuV/m)	Margin (dB)	Antenna Pol. (H/V)
17973.600	39.14	-29.59	45.95	22.78	54.00	14.86	H
17982.400	38.83	-29.59	45.95	22.47	54.00	15.17	V
14486.050	35.82	-29.56	41.90	23.48	54.00	18.18	V
14498.150	35.69	-29.56	41.90	23.35	54.00	18.31	H
11768.500	35.07	-32.71	39.20	28.58	54.00	18.93	V
11763.000	35.05	-32.71	39.20	28.56	54.00	18.95	V

©Copyright. All rights reserved by CTTL.

Channel 142

Frequency (MHz)	Measurement Result (dBuV/m)	Cable Loss (dB)	Antenna Factor (dB/m)	Receiver Reading (dBuV)	Limit (dBuV/m)	Margin (dB)	Antenna Pol. (H/V)
17956.000	39.21	-29.59	45.95	22.85	54.00	14.79	V
17923.550	38.90	-29.59	45.95	22.54	54.00	15.10	H
14499.250	35.75	-29.56	41.90	23.41	54.00	18.25	V
13311.250	35.63	-31.40	40.60	26.43	54.00	18.37	V
11882.350	35.06	-32.53	39.10	28.49	54.00	18.94	V
10751.550	34.96	-32.42	38.45	28.93	54.00	19.04	V

802.11ac-HT20

Channel 36

Frequency (MHz)	Measurement Result (dBuV/m)	Cable Loss (dB)	Antenna Factor (dB/m)	Receiver Reading (dBuV)	Limit (dBuV/m)	Margin (dB)	Antenna Pol. (H/V)
17981.300	39.18	-29.59	45.95	22.82	54.00	14.82	H
17913.100	38.68	-29.59	45.95	22.32	54.00	15.32	V
14493.200	35.57	-29.56	41.90	23.23	54.00	18.43	V
14498.700	35.51	-29.56	41.90	23.17	54.00	18.49	H
5147.320	42.86	-27.79	34.00	36.65	54.00	11.14	H
5149.900	42.68	-28.00	34.00	36.68	54.00	11.32	H

Channel 40

Frequency (MHz)	Measurement Result (dBuV/m)	Cable Loss (dB)	Antenna Factor (dB/m)	Receiver Reading (dBuV)	Limit (dBuV/m)	Margin (dB)	Antenna Pol. (H/V)
17948.300	38.95	-29.59	45.95	22.59	54.00	15.05	H
17996.150	38.80	-29.59	45.95	22.44	54.00	15.20	H
14499.800	35.63	-29.56	41.90	23.29	54.00	18.37	V
14482.750	35.37	-29.56	41.90	23.03	54.00	18.63	V
11801.500	34.55	-32.09	39.20	27.44	54.00	19.45	V
11770.150	34.51	-32.71	39.20	28.02	54.00	19.49	V

©Copyright. All rights reserved by CTTL.

Channel 48

Frequency (MHz)	Measurement Result (dBuV/m)	Cable Loss (dB)	Antenna Factor (dB/m)	Receiver Reading (dBuV)	Limit (dBuV/m)	Margin (dB)	Antenna Pol. (H/V)
17934.000	38.71	-29.59	45.95	22.35	54.00	15.29	H
17945.550	38.63	-29.59	45.95	22.27	54.00	15.37	H
14479.450	35.57	-29.56	41.90	23.23	54.00	18.43	H
14498.150	35.48	-29.56	41.90	23.14	54.00	18.52	V
11764.650	34.55	-32.71	39.20	28.06	54.00	19.45	V
11875.750	34.51	-32.73	39.15	28.09	54.00	19.49	H

Channel 52

Frequency (MHz)	Measurement Result (dBuV/m)	Cable Loss (dB)	Antenna Factor (dB/m)	Receiver Reading (dBuV)	Limit (dBuV/m)	Margin (dB)	Antenna Pol. (H/V)
17927.950	38.86	-29.59	45.95	22.50	54.00	15.14	V
17992.300	38.86	-29.59	45.95	22.50	54.00	15.14	V
14489.900	35.80	-29.56	41.90	23.46	54.00	18.20	V
14499.800	35.62	-29.56	41.90	23.28	54.00	18.38	H
11864.200	35.12	-32.73	39.15	28.70	54.00	18.88	V
11875.200	34.87	-32.73	39.15	28.45	54.00	19.13	H

Channel 56

Frequency (MHz)	Measurement Result (dBuV/m)	Cable Loss (dB)	Antenna Factor (dB/m)	Receiver Reading (dBuV)	Limit (dBuV/m)	Margin (dB)	Antenna Pol. (H/V)
17954.900	39.03	-29.59	45.95	22.67	54.00	14.97	V
17925.750	38.71	-29.59	45.95	22.35	54.00	15.29	V
14499.800	35.80	-29.56	41.90	23.46	54.00	18.20	H
14483.850	35.64	-29.56	41.90	23.30	54.00	18.36	V
11781.700	35.16	-32.71	39.20	28.67	54.00	18.84	H
11770.150	34.96	-32.71	39.20	28.47	54.00	19.04	V

©Copyright. All rights reserved by CTTL.

Channel 64

Frequency (MHz)	Measurement Result (dBuV/m)	Cable Loss (dB)	Antenna Factor (dB/m)	Receiver Reading (dBuV)	Limit (dBuV/m)	Margin (dB)	Antenna Pol. (H/V)
17987.350	38.61	-29.59	45.95	22.25	54.00	15.39	V
17937.300	38.60	-29.59	45.95	22.24	54.00	15.40	H
14489.900	35.52	-29.56	41.90	23.18	54.00	18.48	H
14478.350	35.47	-29.56	41.90	23.13	54.00	18.53	V
5350.784	45.66	-27.82	34.20	39.28	54.00	8.34	H
5351.008	45.61	-27.82	34.20	39.23	54.00	8.39	H

Channel 100

Frequency (MHz)	Measurement Result (dBuV/m)	Cable Loss (dB)	Antenna Factor (dB/m)	Receiver Reading (dBuV)	Limit (dBuV/m)	Margin (dB)	Antenna Pol. (H/V)
17918.600	39.26	-29.59	45.95	22.90	54.00	14.74	V
17958.200	39.07	-29.59	45.95	22.71	54.00	14.93	H
14481.650	35.94	-29.56	41.90	23.60	54.00	18.06	V
14495.400	35.84	-29.56	41.90	23.50	54.00	18.16	V
5459.125	44.13	-27.49	34.20	37.42	54.00	9.87	H
5458.945	44.09	-27.49	34.20	37.38	54.00	9.91	H

Channel 116

Frequency (MHz)	Measurement Result (dBuV/m)	Cable Loss (dB)	Antenna Factor (dB/m)	Receiver Reading (dBuV)	Limit (dBuV/m)	Margin (dB)	Antenna Pol. (H/V)
17984.050	39.31	-29.59	45.95	22.95	54.00	14.69	H
17935.100	39.10	-29.59	45.95	22.74	54.00	14.90	V
14476.700	35.88	-29.56	41.90	23.54	54.00	18.12	V
14493.200	35.60	-29.56	41.90	23.26	54.00	18.40	V
7439.450	35.06	-35.20	36.50	33.76	54.00	18.94	V
11931.850	35.03	-32.42	39.05	28.40	54.00	18.97	V

©Copyright. All rights reserved by CTTL.

Channel 140

Frequency (MHz)	Measurement Result (dBuV/m)	Cable Loss (dB)	Antenna Factor (dB/m)	Receiver Reading (dBuV)	Limit (dBuV/m)	Margin (dB)	Antenna Pol. (H/V)
17992.300	38.89	-29.59	45.95	22.53	54.00	15.11	V
17930.700	38.83	-29.59	45.95	22.47	54.00	15.17	H
14497.600	35.85	-29.56	41.90	23.51	54.00	18.15	V
14492.650	35.56	-29.56	41.90	23.22	54.00	18.44	V
11777.300	35.01	-32.71	39.20	28.52	54.00	18.99	V
11765.750	34.89	-32.71	39.20	28.40	54.00	19.11	V

Channel 144

Frequency (MHz)	Measurement Result (dBuV/m)	Cable Loss (dB)	Antenna Factor (dB/m)	Receiver Reading (dBuV)	Limit (dBuV/m)	Margin (dB)	Antenna Pol. (H/V)
17968.100	39.07	-29.59	45.95	22.71	54.00	14.93	H
17938.400	39.01	-29.59	45.95	22.65	54.00	14.99	V
14497.600	35.63	-29.56	41.90	23.29	54.00	18.37	V
12689.200	35.59	-31.68	39.50	27.77	54.00	18.41	H
11767.950	35.23	-32.71	39.20	28.74	54.00	18.77	V
11774.000	34.86	-32.71	39.20	28.37	54.00	19.14	V

802.11ac-HT40

Channel 38

Frequency (MHz)	Measurement Result (dBuV/m)	Cable Loss (dB)	Antenna Factor (dB/m)	Receiver Reading (dBuV)	Limit (dBuV/m)	Margin (dB)	Antenna Pol. (H/V)
17953.800	38.62	-29.59	45.95	22.26	54.00	15.38	V
17898.250	38.55	-29.59	45.95	22.19	54.00	15.45	H
14492.100	35.74	-29.56	41.90	23.40	54.00	18.26	H
14495.400	35.63	-29.56	41.90	23.29	54.00	18.37	H
5149.880	50.85	-28.00	34.00	44.85	54.00	3.15	H
5149.760	50.76	-28.00	34.00	44.76	54.00	3.24	H

©Copyright. All rights reserved by CTTL.

Channel 46

Frequency (MHz)	Measurement Result (dBuV/m)	Cable Loss (dB)	Antenna Factor (dB/m)	Receiver Reading (dBuV)	Limit (dBuV/m)	Margin (dB)	Antenna Pol. (H/V)
17954.350	38.90	-29.59	45.95	22.54	54.00	15.10	V
17935.100	38.89	-29.59	45.95	22.53	54.00	15.11	V
14483.850	35.66	-29.56	41.90	23.32	54.00	18.34	H
14493.200	35.49	-29.56	41.90	23.15	54.00	18.51	V
11742.650	34.90	-32.71	39.20	28.41	54.00	19.10	V
11738.800	34.67	-32.71	39.20	28.18	54.00	19.33	V

Channel 54

Frequency (MHz)	Measurement Result (dBuV/m)	Cable Loss (dB)	Antenna Factor (dB/m)	Receiver Reading (dBuV)	Limit (dBuV/m)	Margin (dB)	Antenna Pol. (H/V)
17951.050	39.23	-29.59	45.95	22.87	54.00	14.77	V
17978.550	38.80	-29.59	45.95	22.44	54.00	15.20	V
12687.000	35.83	-31.68	39.50	28.01	54.00	18.17	V
14499.250	35.60	-29.56	41.90	23.26	54.00	18.40	V
11864.200	35.23	-32.73	39.15	28.81	54.00	18.77	V
11298.800	34.75	-32.41	38.70	28.46	54.00	19.25	V

Channel 62

Frequency (MHz)	Measurement Result (dBuV/m)	Cable Loss (dB)	Antenna Factor (dB/m)	Receiver Reading (dBuV)	Limit (dBuV/m)	Margin (dB)	Antenna Pol. (H/V)
17933.450	38.90	-29.59	45.95	22.54	54.00	15.10	V
17949.950	38.61	-29.59	45.95	22.25	54.00	15.39	V
14488.250	35.50	-29.56	41.90	23.16	54.00	18.50	V
14487.700	35.41	-29.56	41.90	23.07	54.00	18.59	V
5350.640	48.85	-27.82	34.20	42.47	54.00	5.15	H
5350.208	48.83	-27.82	34.20	42.45	54.00	5.17	H

©Copyright. All rights reserved by CTTL.

Channel 102

Frequency (MHz)	Measurement Result (dBuV/m)	Cable Loss (dB)	Antenna Factor (dB/m)	Receiver Reading (dBuV)	Limit (dBuV/m)	Margin (dB)	Antenna Pol. (H/V)
17938.400	39.01	-29.59	45.95	22.65	54.00	14.99	V
17929.050	38.87	-29.59	45.95	22.51	54.00	15.13	V
14496.500	35.73	-29.56	41.90	23.39	54.00	18.27	V
14489.350	35.59	-29.56	41.90	23.25	54.00	18.41	V
5459.230	46.32	-27.49	34.20	39.61	54.00	7.68	H
5459.650	46.13	-27.49	34.20	39.42	54.00	7.87	H

Channel 118

Frequency (MHz)	Measurement Result (dBuV/m)	Cable Loss (dB)	Antenna Factor (dB/m)	Receiver Reading (dBuV)	Limit (dBuV/m)	Margin (dB)	Antenna Pol. (H/V)
17959.300	38.76	-29.59	45.95	22.40	54.00	15.24	V
17919.150	38.73	-29.59	45.95	22.37	54.00	15.27	V
7453.200	36.06	-35.20	36.50	34.76	54.00	17.94	V
14491.000	35.58	-29.56	41.90	23.24	54.00	18.42	V
14493.750	35.56	-29.56	41.90	23.22	54.00	18.44	V
10853.850	35.02	-33.07	38.50	29.59	54.00	18.98	V

Channel 134

Frequency (MHz)	Measurement Result (dBuV/m)	Cable Loss (dB)	Antenna Factor (dB/m)	Receiver Reading (dBuV)	Limit (dBuV/m)	Margin (dB)	Antenna Pol. (H/V)
17935.650	38.94	-29.59	45.95	22.58	54.00	15.06	V
17958.750	38.94	-29.59	45.95	22.58	54.00	15.06	H
14480.000	35.57	-29.56	41.90	23.23	54.00	18.43	H
14484.950	35.54	-29.56	41.90	23.20	54.00	18.46	H
11768.500	35.26	-32.71	39.20	28.77	54.00	18.74	V
11756.400	35.06	-32.71	39.20	28.57	54.00	18.94	V

©Copyright. All rights reserved by CTTL.

Channel 142

Frequency (MHz)	Measurement Result (dBuV/m)	Cable Loss (dB)	Antenna Factor (dB/m)	Receiver Reading (dBuV)	Limit (dBuV/m)	Margin (dB)	Antenna Pol. (H/V)
17985.150	38.91	-29.59	45.95	22.55	54.00	15.09	H
17934.550	38.83	-29.59	45.95	22.47	54.00	15.17	V
14487.700	35.76	-29.56	41.90	23.42	54.00	18.24	V
13297.500	35.72	-31.40	40.60	26.52	54.00	18.28	V
11774.000	35.09	-32.71	39.20	28.60	54.00	18.91	V
11857.600	35.05	-32.73	39.15	28.63	54.00	18.95	V

802.11ac-HT80

Channel 42

Frequency (MHz)	Measurement Result (dBuV/m)	Cable Loss (dB)	Antenna Factor (dB/m)	Receiver Reading (dBuV)	Limit (dBuV/m)	Margin (dB)	Antenna Pol. (H/V)
17924.650	38.72	-29.59	45.95	22.36	54.00	15.28	V
17951.050	38.64	-29.59	45.95	22.28	54.00	15.36	V
14497.600	35.73	-29.56	41.90	23.39	54.00	18.27	V
14478.350	35.71	-29.56	41.90	23.37	54.00	18.29	V
5143.440	50.31	-27.79	34.00	44.10	54.00	3.69	H
5148.060	50.12	-27.79	34.00	43.91	54.00	3.88	H

Channel 58

Frequency (MHz)	Measurement Result (dBuV/m)	Cable Loss (dB)	Antenna Factor (dB/m)	Receiver Reading (dBuV)	Limit (dBuV/m)	Margin (dB)	Antenna Pol. (H/V)
17928.500	39.14	-29.59	45.95	22.78	54.00	14.86	V
17926.850	38.78	-29.59	45.95	22.42	54.00	15.22	H
14497.050	35.81	-29.56	41.90	23.47	54.00	18.19	V
14493.750	35.80	-29.56	41.90	23.46	54.00	18.20	V
5382.960	46.56	-27.82	34.20	40.18	54.00	7.44	H
5382.512	46.50	-27.82	34.20	40.12	54.00	7.50	H

©Copyright. All rights reserved by CTTL.

Channel 106

Frequency (MHz)	Measurement Result (dBuV/m)	Cable Loss (dB)	Antenna Factor (dB/m)	Receiver Reading (dBuV)	Limit (dBuV/m)	Margin (dB)	Antenna Pol. (H/V)
17970.850	38.92	-29.59	45.95	22.56	54.00	15.08	H
17967.550	38.76	-29.59	45.95	22.40	54.00	15.24	H
14489.900	35.79	-29.56	41.90	23.45	54.00	18.21	V
14495.950	35.67	-29.56	41.90	23.33	54.00	18.33	H
5453.215	49.85	-27.49	34.20	43.14	54.00	4.15	H
5454.490	49.68	-27.49	34.20	42.97	54.00	4.32	H

Channel 122

Frequency (MHz)	Measurement Result (dBuV/m)	Cable Loss (dB)	Antenna Factor (dB/m)	Receiver Reading (dBuV)	Limit (dBuV/m)	Margin (dB)	Antenna Pol. (H/V)
17942.800	38.95	-29.59	45.95	22.59	54.00	15.05	H
17974.700	38.81	-29.59	45.95	22.45	54.00	15.19	V
14497.600	35.87	-29.56	41.90	23.53	54.00	18.13	H
14476.700	35.79	-29.56	41.90	23.45	54.00	18.21	V
11773.450	35.41	-32.71	39.20	28.92	54.00	18.59	V
11824.600	35.10	-32.09	39.20	27.99	54.00	18.90	V

Channel 138

Frequency (MHz)	Measurement Result (dBuV/m)	Cable Loss (dB)	Antenna Factor (dB/m)	Receiver Reading (dBuV)	Limit (dBuV/m)	Margin (dB)	Antenna Pol. (H/V)
17941.700	38.81	-29.59	45.95	22.45	54.00	15.19	H
17969.750	38.79	-29.59	45.95	22.43	54.00	15.21	V
14499.800	36.04	-29.56	41.90	23.70	54.00	17.96	H
12680.950	35.81	-31.68	39.50	27.99	54.00	18.19	V
11853.750	35.13	-32.73	39.15	28.71	54.00	18.87	V
11798.750	35.11	-32.09	39.20	28.00	54.00	18.89	H

©Copyright. All rights reserved by CTTL.

PEAK Results:

802.11a

Channel 36

Frequency (MHz)	Measurement Result (dBuV/m)	Cable Loss (dB)	Antenna Factor (dB/m)	Receiver Reading (dBuV)	Limit (dBuV/m)	Margin (dB)	Antenna Pol. (H/V)
17366.400	49.67	-28.74	43.40	35.01	68.20	18.53	V
17850.950	49.65	-29.59	45.95	33.29	74.00	24.35	H
14091.700	48.37	-30.20	41.70	36.87	68.20	19.83	H
14600.450	48.25	-29.14	41.90	35.49	68.20	19.95	H
5144.440	57.92	-27.79	34.00	51.71	74.00	16.08	H
5139.240	55.63	-27.79	34.00	49.42	74.00	18.37	H

Channel 40

Frequency (MHz)	Measurement Result (dBuV/m)	Cable Loss (dB)	Antenna Factor (dB/m)	Receiver Reading (dBuV)	Limit (dBuV/m)	Margin (dB)	Antenna Pol. (H/V)
17422.500	50.13	-29.44	43.80	35.77	68.20	18.07	V
17462.100	49.61	-28.70	44.20	34.11	68.20	18.59	H
14586.700	47.56	-29.14	41.90	34.80	68.20	20.64	H
13732.550	47.42	-31.18	41.10	37.50	68.20	20.78	V
11854.850	45.77	-32.73	39.15	39.35	74.00	28.23	V
11947.800	45.44	-32.42	39.05	38.81	74.00	28.56	H

Channel 48

Frequency (MHz)	Measurement Result (dBuV/m)	Cable Loss (dB)	Antenna Factor (dB/m)	Receiver Reading (dBuV)	Limit (dBuV/m)	Margin (dB)	Antenna Pol. (H/V)
17333.950	50.17	-28.74	43.40	35.51	68.20	18.03	H
17056.750	49.73	-29.30	41.10	37.93	68.20	18.47	V
14690.100	47.47	-30.04	41.50	36.01	68.20	20.73	H
13619.800	47.19	-31.29	40.90	37.58	68.20	21.01	V
11725.600	45.75	-32.70	39.20	39.25	74.00	28.25	V
11887.850	45.45	-32.53	39.10	38.88	74.00	28.55	H

©Copyright. All rights reserved by CTTL.

Channel 52

Frequency (MHz)	Measurement Result (dBuV/m)	Cable Loss (dB)	Antenna Factor (dB/m)	Receiver Reading (dBuV)	Limit (dBuV/m)	Margin (dB)	Antenna Pol. (H/V)
17336.150	50.06	-28.74	43.40	35.40	68.20	18.14	V
17380.150	49.69	-29.44	43.80	35.33	68.20	18.51	H
13707.250	48.08	-30.98	41.00	38.06	68.20	20.12	V
13712.750	47.54	-30.98	41.00	37.52	68.20	20.66	H
11870.800	46.13	-32.73	39.15	39.71	74.00	27.87	V
11764.100	45.34	-32.71	39.20	38.85	74.00	28.66	V

Channel 56

Frequency (MHz)	Measurement Result (dBuV/m)	Cable Loss (dB)	Antenna Factor (dB/m)	Receiver Reading (dBuV)	Limit (dBuV/m)	Margin (dB)	Antenna Pol. (H/V)
17365.300	50.29	-28.74	43.40	35.63	68.20	17.91	V
17439.550	49.86	-28.70	44.20	34.36	68.20	18.34	V
13728.700	48.70	-31.18	41.10	38.78	68.20	19.50	V
14125.800	47.78	-30.93	41.70	37.00	68.20	20.42	V
11864.200	45.62	-32.73	39.15	39.20	74.00	28.38	H
11938.450	45.20	-32.42	39.05	38.57	74.00	28.80	V

Channel 64

Frequency (MHz)	Measurement Result (dBuV/m)	Cable Loss (dB)	Antenna Factor (dB/m)	Receiver Reading (dBuV)	Limit (dBuV/m)	Margin (dB)	Antenna Pol. (H/V)
17912.550	50.30	-29.59	45.95	33.94	74.00	23.70	H
17397.750	50.15	-29.44	43.80	35.79	68.20	18.05	H
13720.450	47.73	-31.18	41.10	37.81	68.20	20.47	H
14080.700	47.63	-30.20	41.70	36.13	68.20	20.57	V
5363.408	64.13	-27.82	34.20	57.75	74.00	9.87	H
5352.560	62.50	-27.82	34.20	56.12	74.00	11.50	H

©Copyright. All rights reserved by CTTL.

Channel 100

Frequency (MHz)	Measurement Result (dBuV/m)	Cable Loss (dB)	Antenna Factor (dB/m)	Receiver Reading (dBuV)	Limit (dBuV/m)	Margin (dB)	Antenna Pol. (H/V)
17379.050	52.02	-29.44	43.80	37.66	68.20	16.18	H
17262.450	51.29	-29.33	42.40	38.22	68.20	16.91	V
13639.050	49.67	-31.29	40.90	40.06	68.20	18.53	H
13716.600	49.46	-31.18	41.10	39.54	68.20	18.74	V
5451.100	56.06	-27.49	34.20	49.35	74.00	17.94	H
5466.100	59.48	-27.49	34.20	52.77	68.20	8.72	H

Channel 116

Frequency (MHz)	Measurement Result (dBuV/m)	Cable Loss (dB)	Antenna Factor (dB/m)	Receiver Reading (dBuV)	Limit (dBuV/m)	Margin (dB)	Antenna Pol. (H/V)
17379.050	51.58	-29.44	43.80	37.22	68.20	16.62	H
17916.400	50.73	-29.59	45.95	34.37	74.00	23.27	V
13768.300	49.33	-30.98	41.20	39.11	68.20	18.87	H
14596.600	48.27	-29.14	41.90	35.51	68.20	19.93	V
11802.050	47.02	-32.09	39.20	39.91	74.00	26.98	V
10960.550	46.70	-33.13	38.55	41.28	74.00	27.30	V

Channel 140

Frequency (MHz)	Measurement Result (dBuV/m)	Cable Loss (dB)	Antenna Factor (dB/m)	Receiver Reading (dBuV)	Limit (dBuV/m)	Margin (dB)	Antenna Pol. (H/V)
17927.400	50.63	-29.59	45.95	34.27	74.00	23.37	H
17414.800	50.47	-29.44	43.80	36.11	68.20	17.73	H
14433.250	48.25	-30.03	41.90	36.38	68.20	19.95	V
14184.650	48.21	-30.42	41.70	36.93	68.20	19.99	H
5728.557	64.06	-27.47	34.10	57.43	68.20	4.14	H
5727.998	62.53	-27.47	34.10	55.90	68.20	5.67	H

©Copyright. All rights reserved by CTTL.

Channel 144

Frequency (MHz)	Measurement Result (dBuV/m)	Cable Loss (dB)	Antenna Factor (dB/m)	Receiver Reading (dBuV)	Limit (dBuV/m)	Margin (dB)	Antenna Pol. (H/V)
17383.450	49.89	-29.44	43.80	35.53	68.20	18.31	V
17937.850	49.67	-29.59	45.95	33.31	74.00	24.33	V
14211.050	47.96	-30.75	41.75	36.96	68.20	20.24	V
13751.250	47.77	-31.18	41.10	37.85	68.20	20.43	H
11245.450	46.02	-32.99	38.65	40.36	74.00	27.98	V
11248.750	45.58	-32.99	38.65	39.92	74.00	28.42	V

802.11n-HT20

Channel 36

Frequency (MHz)	Measurement Result (dBuV/m)	Cable Loss (dB)	Antenna Factor (dB/m)	Receiver Reading (dBuV)	Limit (dBuV/m)	Margin (dB)	Antenna Pol. (H/V)
17381.800	50.06	-29.44	43.80	35.70	68.20	18.14	V
17414.250	49.91	-29.44	43.80	35.55	68.20	18.29	V
13784.250	47.98	-30.98	41.20	37.76	68.20	20.22	H
13684.150	47.77	-30.98	41.00	37.75	68.20	20.43	V
5147.880	55.41	-27.79	34.00	49.20	74.00	18.59	H
5148.040	55.30	-27.79	34.00	49.09	74.00	18.70	H

Channel 40

Frequency (MHz)	Measurement Result (dBuV/m)	Cable Loss (dB)	Antenna Factor (dB/m)	Receiver Reading (dBuV)	Limit (dBuV/m)	Margin (dB)	Antenna Pol. (H/V)
17938.950	50.62	-29.59	45.95	34.26	74.00	23.38	H
17356.500	49.62	-28.74	43.40	34.96	68.20	18.58	V
13811.750	47.62	-30.98	41.20	37.40	68.20	20.58	V
14581.750	47.59	-29.14	41.90	34.83	68.20	20.61	H
11849.350	45.38	-32.73	39.15	38.96	74.00	28.62	V
10750.450	45.36	-32.42	38.45	39.33	74.00	28.64	V

©Copyright. All rights reserved by CTTL.

Channel 48

Frequency (MHz)	Measurement Result (dBuV/m)	Cable Loss (dB)	Antenna Factor (dB/m)	Receiver Reading (dBuV)	Limit (dBuV/m)	Margin (dB)	Antenna Pol. (H/V)
17909.800	50.15	-29.59	45.95	33.79	74.00	23.85	V
17334.500	50.09	-28.74	43.40	35.43	68.20	18.11	V
13794.700	47.95	-30.98	41.20	37.73	68.20	20.25	V
13570.300	47.69	-31.27	40.80	38.16	68.20	20.51	V
11404.950	45.36	-32.58	39.00	38.94	74.00	28.64	V
11758.050	44.87	-32.71	39.20	38.38	74.00	29.13	V

Channel 52

Frequency (MHz)	Measurement Result (dBuV/m)	Cable Loss (dB)	Antenna Factor (dB/m)	Receiver Reading (dBuV)	Limit (dBuV/m)	Margin (dB)	Antenna Pol. (H/V)
17947.750	50.08	-29.59	45.95	33.72	74.00	23.92	H
17360.900	49.93	-28.74	43.40	35.27	68.20	18.27	H
13695.150	47.52	-30.98	41.00	37.50	68.20	20.68	H
13713.300	47.50	-31.18	41.10	37.58	68.20	20.70	H
7302.500	45.45	-34.65	36.60	43.50	74.00	28.55	V
11903.250	45.41	-32.53	39.10	38.84	74.00	28.59	H

Channel 56

Frequency (MHz)	Measurement Result (dBuV/m)	Cable Loss (dB)	Antenna Factor (dB/m)	Receiver Reading (dBuV)	Limit (dBuV/m)	Margin (dB)	Antenna Pol. (H/V)
17358.150	49.90	-28.74	43.40	35.24	68.20	18.30	H
17996.150	49.86	-29.59	45.95	33.50	74.00	24.14	V
14178.600	47.92	-30.42	41.70	36.64	68.20	20.28	H
13727.600	47.74	-31.18	41.10	37.82	68.20	20.46	H
11882.350	46.10	-32.53	39.10	39.53	74.00	27.90	V
10864.300	45.34	-33.07	38.50	39.91	74.00	28.66	V

©Copyright. All rights reserved by CTTL.

Channel 64

Frequency (MHz)	Measurement Result (dBuV/m)	Cable Loss (dB)	Antenna Factor (dB/m)	Receiver Reading (dBuV)	Limit (dBuV/m)	Margin (dB)	Antenna Pol. (H/V)
17386.750	50.52	-29.44	43.80	36.16	68.20	17.68	V
17316.350	49.55	-29.54	42.90	36.19	68.20	18.65	V
13705.600	48.38	-30.98	41.00	38.36	68.20	19.82	V
13713.300	47.30	-31.18	41.10	37.38	68.20	20.90	H
5363.296	60.35	-27.82	34.20	53.97	74.00	13.65	H
5356.464	60.23	-27.82	34.20	53.85	74.00	13.77	H

Channel 100

Frequency (MHz)	Measurement Result (dBuV/m)	Cable Loss (dB)	Antenna Factor (dB/m)	Receiver Reading (dBuV)	Limit (dBuV/m)	Margin (dB)	Antenna Pol. (H/V)
17430.750	50.57	-28.70	44.20	35.07	68.20	17.63	V
17418.100	50.18	-29.44	43.80	35.82	68.20	18.02	V
14571.300	47.71	-29.14	41.90	34.95	68.20	20.49	V
13678.100	47.69	-30.98	41.00	37.67	68.20	20.51	V
5454.040	57.22	-27.49	34.20	50.51	74.00	16.78	H
5466.880	56.89	-27.49	34.20	50.18	68.20	11.31	H

Channel 116

Frequency (MHz)	Measurement Result (dBuV/m)	Cable Loss (dB)	Antenna Factor (dB/m)	Receiver Reading (dBuV)	Limit (dBuV/m)	Margin (dB)	Antenna Pol. (H/V)
17413.150	50.45	-29.44	43.80	36.09	68.20	17.75	V
17370.250	50.16	-28.74	43.40	35.50	68.20	18.04	V
14126.350	49.22	-30.93	41.70	38.44	68.20	18.98	H
14213.800	48.49	-30.75	41.75	37.49	68.20	19.71	H
11816.350	45.86	-32.09	39.20	38.75	74.00	28.14	H
11315.300	45.74	-32.41	38.70	39.45	74.00	28.26	V

©Copyright. All rights reserved by CTTL.

Channel 140

Frequency (MHz)	Measurement Result (dBuV/m)	Cable Loss (dB)	Antenna Factor (dB/m)	Receiver Reading (dBuV)	Limit (dBuV/m)	Margin (dB)	Antenna Pol. (H/V)
17415.350	51.25	-29.44	43.80	36.89	68.20	16.95	H
17945.000	51.00	-29.59	45.95	34.64	74.00	23.00	V
14164.300	48.26	-30.42	41.70	36.98	68.20	19.94	V
14051.000	48.00	-31.31	41.60	37.71	68.20	20.20	H
5739.775	60.11	-27.47	34.10	53.48	68.20	8.09	H
5742.488	59.57	-27.47	34.10	52.94	68.20	8.63	H

Channel 144

Frequency (MHz)	Measurement Result (dBuV/m)	Cable Loss (dB)	Antenna Factor (dB/m)	Receiver Reading (dBuV)	Limit (dBuV/m)	Margin (dB)	Antenna Pol. (H/V)
17462.100	50.70	-28.70	44.20	35.20	68.20	17.50	H
17395.000	49.86	-29.44	43.80	35.50	68.20	18.34	H
14542.150	48.13	-30.55	41.90	36.78	68.20	20.07	H
13711.650	47.93	-30.98	41.00	37.91	68.20	20.27	H
11774.550	45.93	-32.71	39.20	39.44	74.00	28.07	H
11307.050	45.67	-32.41	38.70	39.38	74.00	28.33	V

802.11n-HT40

Channel 38

Frequency (MHz)	Measurement Result (dBuV/m)	Cable Loss (dB)	Antenna Factor (dB/m)	Receiver Reading (dBuV)	Limit (dBuV/m)	Margin (dB)	Antenna Pol. (H/V)
17358.700	49.58	-28.74	43.40	34.92	68.20	18.62	H
17546.250	49.54	-29.39	44.90	34.04	68.20	18.66	V
14557.550	47.42	-29.14	41.90	34.66	68.20	20.78	H
14115.350	47.26	-30.93	41.70	36.48	68.20	20.94	V
5147.800	62.46	-27.79	34.00	56.25	74.00	11.54	H
5148.520	62.33	-28.00	34.00	56.33	74.00	11.67	H

©Copyright. All rights reserved by CTTL.

Channel 46

Frequency (MHz)	Measurement Result (dBuV/m)	Cable Loss (dB)	Antenna Factor (dB/m)	Receiver Reading (dBuV)	Limit (dBuV/m)	Margin (dB)	Antenna Pol. (H/V)
17898.250	49.96	-29.59	45.95	33.60	74.00	24.04	H
17935.100	49.79	-29.59	45.95	33.43	74.00	24.21	H
13679.750	47.93	-30.98	41.00	37.91	68.20	20.27	V
13640.700	47.75	-31.29	40.90	38.14	68.20	20.45	H
11763.550	45.75	-32.71	39.20	39.26	74.00	28.25	V
10913.800	45.46	-32.80	38.50	39.76	74.00	28.54	V

Channel 54

Frequency (MHz)	Measurement Result (dBuV/m)	Cable Loss (dB)	Antenna Factor (dB/m)	Receiver Reading (dBuV)	Limit (dBuV/m)	Margin (dB)	Antenna Pol. (H/V)
17362.000	50.12	-28.74	43.40	35.46	68.20	18.08	H
17949.400	49.78	-29.59	45.95	33.42	74.00	24.22	V
13746.850	48.13	-31.18	41.10	38.21	68.20	20.07	H
13732.550	48.02	-31.18	41.10	38.10	68.20	20.18	V
11887.850	45.95	-32.53	39.10	39.38	74.00	28.05	H
11771.800	45.85	-32.71	39.20	39.36	74.00	28.15	V

Channel 62

Frequency (MHz)	Measurement Result (dBuV/m)	Cable Loss (dB)	Antenna Factor (dB/m)	Receiver Reading (dBuV)	Limit (dBuV/m)	Margin (dB)	Antenna Pol. (H/V)
17388.400	50.16	-29.44	43.80	35.80	68.20	18.04	V
17373.000	50.07	-28.74	43.40	35.41	68.20	18.13	H
13610.450	49.01	-31.27	40.80	39.48	68.20	19.19	V
13757.300	48.23	-31.18	41.10	38.31	68.20	19.97	V
5350.144	60.99	-27.82	34.20	54.61	74.00	13.01	H
5350.448	60.18	-27.82	34.20	53.80	74.00	13.82	H

©Copyright. All rights reserved by CTTL.

Channel 102

Frequency (MHz)	Measurement Result (dBuV/m)	Cable Loss (dB)	Antenna Factor (dB/m)	Receiver Reading (dBuV)	Limit (dBuV/m)	Margin (dB)	Antenna Pol. (H/V)
17947.200	49.64	-29.59	45.95	33.28	74.00	24.36	H
17398.300	49.59	-29.44	43.80	35.23	68.20	18.61	H
13712.750	48.12	-30.98	41.00	38.10	68.20	20.08	V
14186.300	48.00	-30.42	41.70	36.72	68.20	20.20	V
5458.990	58.43	-27.49	34.20	51.72	74.00	15.57	H
5467.615	62.61	-27.49	34.20	55.90	68.20	5.59	H

Channel 118

Frequency (MHz)	Measurement Result (dBuV/m)	Cable Loss (dB)	Antenna Factor (dB/m)	Receiver Reading (dBuV)	Limit (dBuV/m)	Margin (dB)	Antenna Pol. (H/V)
17394.450	49.68	-29.44	43.80	35.32	68.20	18.52	H
17953.250	49.67	-29.59	45.95	33.31	74.00	24.33	V
13664.350	48.50	-30.98	41.00	38.48	68.20	19.70	V
13604.950	48.12	-31.27	40.80	38.59	68.20	20.08	H
11382.400	46.36	-33.31	38.85	40.82	74.00	27.64	V
11291.100	45.88	-32.41	38.70	39.59	74.00	28.12	V

Channel 134

Frequency (MHz)	Measurement Result (dBuV/m)	Cable Loss (dB)	Antenna Factor (dB/m)	Receiver Reading (dBuV)	Limit (dBuV/m)	Margin (dB)	Antenna Pol. (H/V)
17375.200	50.49	-28.74	43.40	35.83	68.20	17.71	V
17343.300	49.93	-28.74	43.40	35.27	68.20	18.27	V
13647.850	47.92	-31.29	40.90	38.31	68.20	20.28	V
14205.000	47.88	-30.42	41.70	36.60	68.20	20.32	V
5726.125	56.31	-27.47	34.10	49.68	68.20	11.89	H
5728.523	56.12	-27.47	34.10	49.49	68.20	12.08	H

©Copyright. All rights reserved by CTTL.

Channel 142

Frequency (MHz)	Measurement Result (dBuV/m)	Cable Loss (dB)	Antenna Factor (dB/m)	Receiver Reading (dBuV)	Limit (dBuV/m)	Margin (dB)	Antenna Pol. (H/V)
17364.750	49.90	-28.74	43.40	35.24	68.20	18.30	V
17458.800	49.77	-28.70	44.20	34.27	68.20	18.43	H
13666.550	47.89	-30.98	41.00	37.87	68.20	20.31	H
14589.450	47.33	-29.14	41.90	34.57	68.20	20.87	V
11913.150	45.68	-32.53	39.10	39.11	74.00	28.32	V
11228.400	45.61	-32.42	38.60	39.43	74.00	28.39	H

802.11ac-HT20

Channel 36

Frequency (MHz)	Measurement Result (dBuV/m)	Cable Loss (dB)	Antenna Factor (dB/m)	Receiver Reading (dBuV)	Limit (dBuV/m)	Margin (dB)	Antenna Pol. (H/V)
17355.400	49.32	-28.74	43.40	34.66	68.20	18.88	H
17920.250	49.31	-29.59	45.95	32.95	74.00	24.69	V
13806.800	48.41	-30.98	41.20	38.19	68.20	19.79	V
13579.100	48.01	-31.27	40.80	38.48	68.20	20.19	H
5124.740	59.12	-27.79	34.00	52.91	74.00	14.88	H
5148.800	55.59	-28.00	34.00	49.59	74.00	18.41	H

Channel 40

Frequency (MHz)	Measurement Result (dBuV/m)	Cable Loss (dB)	Antenna Factor (dB/m)	Receiver Reading (dBuV)	Limit (dBuV/m)	Margin (dB)	Antenna Pol. (H/V)
17564.950	49.83	-29.39	44.90	34.33	68.20	18.37	H
17385.650	49.68	-29.44	43.80	35.32	68.20	18.52	V
13714.400	47.80	-31.18	41.10	37.88	68.20	20.40	H
14063.650	47.59	-30.20	41.70	36.09	68.20	20.61	V
10853.850	46.34	-33.07	38.50	40.91	74.00	27.66	V
11767.400	45.66	-32.71	39.20	39.17	74.00	28.34	H

©Copyright. All rights reserved by CTTL.

Channel 48

Frequency (MHz)	Measurement Result (dBuV/m)	Cable Loss (dB)	Antenna Factor (dB/m)	Receiver Reading (dBuV)	Limit (dBuV/m)	Margin (dB)	Antenna Pol. (H/V)
17384.550	50.10	-29.44	43.80	35.74	68.20	18.10	V
17457.700	49.62	-28.70	44.20	34.12	68.20	18.58	H
13715.500	48.22	-31.18	41.10	38.30	68.20	19.98	V
13664.900	47.62	-30.98	41.00	37.60	68.20	20.58	H
11385.700	45.22	-33.31	38.85	39.68	74.00	28.78	V
11745.950	45.21	-32.71	39.20	38.72	74.00	28.79	V

Channel 52

Frequency (MHz)	Measurement Result (dBuV/m)	Cable Loss (dB)	Antenna Factor (dB/m)	Receiver Reading (dBuV)	Limit (dBuV/m)	Margin (dB)	Antenna Pol. (H/V)
17253.650	49.48	-29.33	42.40	36.41	68.20	18.72	V
17374.650	49.35	-28.74	43.40	34.69	68.20	18.85	H
13647.300	48.30	-31.29	40.90	38.69	68.20	19.90	V
13701.200	47.49	-30.98	41.00	37.47	68.20	20.71	H
11402.200	46.48	-32.58	39.00	40.06	74.00	27.52	V
11838.350	45.58	-32.73	39.15	39.16	74.00	28.42	V

Channel 56

Frequency (MHz)	Measurement Result (dBuV/m)	Cable Loss (dB)	Antenna Factor (dB/m)	Receiver Reading (dBuV)	Limit (dBuV/m)	Margin (dB)	Antenna Pol. (H/V)
17367.500	50.37	-28.74	43.40	35.71	68.20	17.83	V
17459.350	50.02	-28.70	44.20	34.52	68.20	18.18	H
13773.800	47.80	-30.98	41.20	37.58	68.20	20.40	V
13813.950	47.72	-30.20	41.25	36.67	68.20	20.48	V
11780.050	45.95	-32.71	39.20	39.46	74.00	28.05	V
11754.200	45.70	-32.71	39.20	39.21	74.00	28.30	H

©Copyright. All rights reserved by CTTL.

Channel 64

Frequency (MHz)	Measurement Result (dBuV/m)	Cable Loss (dB)	Antenna Factor (dB/m)	Receiver Reading (dBuV)	Limit (dBuV/m)	Margin (dB)	Antenna Pol. (H/V)
17349.350	49.57	-28.74	43.40	34.91	68.20	18.63	V
17959.300	49.55	-29.59	45.95	33.19	74.00	24.45	V
13685.250	48.08	-30.98	41.00	38.06	68.20	20.12	H
14558.100	47.95	-29.14	41.90	35.19	68.20	20.25	V
5351.232	61.37	-27.82	34.20	54.99	74.00	12.63	H
5350.384	61.24	-27.82	34.20	54.86	74.00	12.76	H

Channel 100

Frequency (MHz)	Measurement Result (dBuV/m)	Cable Loss (dB)	Antenna Factor (dB/m)	Receiver Reading (dBuV)	Limit (dBuV/m)	Margin (dB)	Antenna Pol. (H/V)
17327.350	50.20	-28.74	43.40	35.54	68.20	18.00	V
17369.700	49.84	-28.74	43.40	35.18	68.20	18.36	V
13756.750	48.70	-31.18	41.10	38.78	68.20	19.50	H
14089.500	48.00	-30.20	41.70	36.50	68.20	20.20	V
5449.915	56.79	-27.49	34.20	50.08	74.00	17.21	H
5468.665	59.01	-27.49	34.20	52.30	68.20	9.19	H

Channel 116

Frequency (MHz)	Measurement Result (dBuV/m)	Cable Loss (dB)	Antenna Factor (dB/m)	Receiver Reading (dBuV)	Limit (dBuV/m)	Margin (dB)	Antenna Pol. (H/V)
17936.200	50.23	-29.59	45.95	33.87	74.00	23.77	V
17414.250	49.70	-29.44	43.80	35.34	68.20	18.50	V
13656.650	48.49	-31.29	40.90	38.88	68.20	19.71	H
13679.750	48.12	-30.98	41.00	38.10	68.20	20.08	V
11923.050	46.83	-32.53	39.10	40.26	74.00	27.17	V
7218.350	45.92	-35.08	36.20	44.80	68.20	22.28	V

©Copyright. All rights reserved by CTTL.

Channel 140

Frequency (MHz)	Measurement Result (dBuV/m)	Cable Loss (dB)	Antenna Factor (dB/m)	Receiver Reading (dBuV)	Limit (dBuV/m)	Margin (dB)	Antenna Pol. (H/V)
17448.900	50.58	-28.70	44.20	35.08	68.20	17.62	H
17350.450	50.09	-28.74	43.40	35.43	68.20	18.11	H
14180.800	47.52	-30.42	41.70	36.24	68.20	20.68	V
14194.550	47.49	-30.42	41.70	36.21	68.20	20.71	H
5725.810	62.84	-27.47	34.10	56.21	68.20	5.36	H
5727.858	62.47	-27.47	34.10	55.84	68.20	5.73	H

Channel 144

Frequency (MHz)	Measurement Result (dBuV/m)	Cable Loss (dB)	Antenna Factor (dB/m)	Receiver Reading (dBuV)	Limit (dBuV/m)	Margin (dB)	Antenna Pol. (H/V)
17426.900	49.44	-28.70	44.20	33.94	68.20	18.76	V
17375.750	49.41	-28.74	43.40	34.75	68.20	18.79	V
13755.650	48.13	-31.18	41.10	38.21	68.20	20.07	V
13613.200	48.06	-31.27	40.80	38.53	68.20	20.14	V
11892.800	46.07	-32.53	39.10	39.50	74.00	27.93	H
11738.800	45.96	-32.71	39.20	39.47	74.00	28.04	V

802.11ac-HT40

Channel 38

Frequency (MHz)	Measurement Result (dBuV/m)	Cable Loss (dB)	Antenna Factor (dB/m)	Receiver Reading (dBuV)	Limit (dBuV/m)	Margin (dB)	Antenna Pol. (H/V)
17348.800	49.73	-28.74	43.40	35.07	68.20	18.47	H
17337.250	49.54	-28.74	43.40	34.88	68.20	18.66	V
13648.950	48.04	-31.29	40.90	38.43	68.20	20.16	H
13697.350	47.64	-30.98	41.00	37.62	68.20	20.56	H
5148.240	62.67	-27.79	34.00	56.46	74.00	11.33	H
5144.620	62.34	-27.79	34.00	56.13	74.00	11.66	H

©Copyright. All rights reserved by CTTL.

Channel 46

Frequency (MHz)	Measurement Result (dBuV/m)	Cable Loss (dB)	Antenna Factor (dB/m)	Receiver Reading (dBuV)	Limit (dBuV/m)	Margin (dB)	Antenna Pol. (H/V)
17362.550	49.72	-28.74	43.40	35.06	68.20	18.48	H
17343.850	49.57	-28.74	43.40	34.91	68.20	18.63	V
13674.800	47.74	-30.98	41.00	37.72	68.20	20.46	V
13732.000	47.71	-31.18	41.10	37.79	68.20	20.49	V
11886.750	45.58	-32.53	39.10	39.01	74.00	28.42	H
11253.700	45.41	-32.99	38.65	39.75	74.00	28.59	V

Channel 54

Frequency (MHz)	Measurement Result (dBuV/m)	Cable Loss (dB)	Antenna Factor (dB/m)	Receiver Reading (dBuV)	Limit (dBuV/m)	Margin (dB)	Antenna Pol. (H/V)
17419.200	50.19	-29.44	43.80	35.83	68.20	18.01	H
17363.650	49.77	-28.74	43.40	35.11	68.20	18.43	H
14096.650	48.57	-30.20	41.70	37.07	68.20	19.63	V
13757.850	48.31	-31.18	41.10	38.39	68.20	19.89	H
11731.100	45.51	-32.70	39.20	39.01	74.00	28.49	V
10736.150	45.36	-33.62	38.40	40.58	74.00	28.64	H

Channel 62

Frequency (MHz)	Measurement Result (dBuV/m)	Cable Loss (dB)	Antenna Factor (dB/m)	Receiver Reading (dBuV)	Limit (dBuV/m)	Margin (dB)	Antenna Pol. (H/V)
17553.400	49.70	-29.39	44.90	34.20	68.20	18.50	V
17456.050	49.67	-28.70	44.20	34.17	68.20	18.53	H
13722.100	47.56	-31.18	41.10	37.64	68.20	20.64	V
13741.900	47.31	-31.18	41.10	37.39	68.20	20.89	H
5351.168	62.84	-27.82	34.20	56.46	74.00	11.16	H
5350.352	60.54	-27.82	34.20	54.16	74.00	13.46	H

©Copyright. All rights reserved by CTTL.

Channel 102

Frequency (MHz)	Measurement Result (dBuV/m)	Cable Loss (dB)	Antenna Factor (dB/m)	Receiver Reading (dBuV)	Limit (dBuV/m)	Margin (dB)	Antenna Pol. (H/V)
17444.500	50.81	-28.70	44.20	35.31	68.20	17.39	V
17451.650	49.59	-28.70	44.20	34.09	68.20	18.61	V
14179.700	47.97	-30.42	41.70	36.69	68.20	20.23	H
13679.750	47.92	-30.98	41.00	37.90	68.20	20.28	H
5437.045	58.78	-27.94	34.30	52.42	74.00	15.22	H
5469.805	63.74	-27.49	34.20	57.03	68.20	4.46	H

Channel 118

Frequency (MHz)	Measurement Result (dBuV/m)	Cable Loss (dB)	Antenna Factor (dB/m)	Receiver Reading (dBuV)	Limit (dBuV/m)	Margin (dB)	Antenna Pol. (H/V)
17345.500	49.75	-28.74	43.40	35.09	68.20	18.45	V
17957.100	49.61	-29.59	45.95	33.25	74.00	24.39	H
14089.500	48.25	-30.20	41.70	36.75	68.20	19.95	H
13746.850	47.88	-31.18	41.10	37.96	68.20	20.32	V
11765.200	46.55	-32.71	39.20	40.06	74.00	27.45	V
10716.900	45.75	-33.62	38.40	40.97	74.00	28.25	V

Channel 134

Frequency (MHz)	Measurement Result (dBuV/m)	Cable Loss (dB)	Antenna Factor (dB/m)	Receiver Reading (dBuV)	Limit (dBuV/m)	Margin (dB)	Antenna Pol. (H/V)
17907.050	50.02	-29.59	45.95	33.66	74.00	23.98	V
17429.100	49.99	-28.70	44.20	34.49	68.20	18.21	V
13798.550	47.95	-30.98	41.20	37.73	68.20	20.25	V
13641.250	47.93	-31.29	40.90	38.32	68.20	20.27	H
5728.995	55.95	-27.47	34.10	49.32	68.20	12.25	H
5733.422	55.82	-27.47	34.10	49.19	68.20	12.38	H

©Copyright. All rights reserved by CTTL.

Channel 142

Frequency (MHz)	Measurement Result (dBuV/m)	Cable Loss (dB)	Antenna Factor (dB/m)	Receiver Reading (dBuV)	Limit (dBuV/m)	Margin (dB)	Antenna Pol. (H/V)
17451.650	50.23	-28.70	44.20	34.73	68.20	17.97	H
17970.300	49.80	-29.59	45.95	33.44	74.00	24.20	V
13783.150	48.04	-30.98	41.20	37.82	68.20	20.16	V
14037.250	47.72	-31.31	41.60	37.43	68.20	20.48	H
11307.050	46.19	-32.41	38.70	39.90	74.00	27.81	V
11869.150	45.95	-32.73	39.15	39.53	74.00	28.05	V

802.11ac-HT80

Channel 42

Frequency (MHz)	Measurement Result (dBuV/m)	Cable Loss (dB)	Antenna Factor (dB/m)	Receiver Reading (dBuV)	Limit (dBuV/m)	Margin (dB)	Antenna Pol. (H/V)
17439.000	50.28	-28.70	44.20	34.78	68.20	17.92	H
17875.700	50.01	-29.59	45.95	33.65	74.00	23.99	H
13725.950	48.64	-31.18	41.10	38.72	68.20	19.56	V
13766.650	47.89	-30.98	41.20	37.67	68.20	20.31	H
5147.480	60.56	-27.79	34.00	54.35	74.00	13.44	H
5146.160	60.49	-27.79	34.00	54.28	74.00	13.51	H

Channel 58

Frequency (MHz)	Measurement Result (dBuV/m)	Cable Loss (dB)	Antenna Factor (dB/m)	Receiver Reading (dBuV)	Limit (dBuV/m)	Margin (dB)	Antenna Pol. (H/V)
17459.900	49.61	-28.70	44.20	34.11	68.20	18.59	H
17358.700	49.45	-28.74	43.40	34.79	68.20	18.75	V
13710.550	48.23	-30.98	41.00	38.21	68.20	19.97	V
14115.900	47.78	-30.93	41.70	37.00	68.20	20.42	V
5350.832	57.54	-27.82	34.20	51.16	74.00	16.46	H
5353.600	57.49	-27.82	34.20	51.11	74.00	16.51	H

©Copyright. All rights reserved by CTTL.

Channel 106

Frequency (MHz)	Measurement Result (dBuV/m)	Cable Loss (dB)	Antenna Factor (dB/m)	Receiver Reading (dBuV)	Limit (dBuV/m)	Margin (dB)	Antenna Pol. (H/V)
17453.300	50.30	-28.70	44.20	34.80	68.20	17.90	V
17967.000	50.26	-29.59	45.95	33.90	74.00	23.74	H
13604.950	48.19	-31.27	40.80	38.66	68.20	20.01	V
13725.950	48.02	-31.18	41.10	38.10	68.20	20.18	V
5443.630	61.42	-27.94	34.30	55.06	74.00	12.58	H
5467.015	62.12	-27.49	34.20	55.41	68.20	6.08	H

Channel 122

Frequency (MHz)	Measurement Result (dBuV/m)	Cable Loss (dB)	Antenna Factor (dB/m)	Receiver Reading (dBuV)	Limit (dBuV/m)	Margin (dB)	Antenna Pol. (H/V)
17420.300	50.48	-29.44	43.80	36.12	68.20	17.72	V
17402.150	49.92	-29.44	43.80	35.56	68.20	18.28	V
13725.400	48.02	-31.18	41.10	38.10	68.20	20.18	V
13757.850	47.93	-31.18	41.10	38.01	68.20	20.27	V
5732.985	52.02	-27.47	34.10	45.39	68.20	16.18	H
5727.840	51.94	-27.47	34.10	45.31	68.20	16.26	H

Channel 138

Frequency (MHz)	Measurement Result (dBuV/m)	Cable Loss (dB)	Antenna Factor (dB/m)	Receiver Reading (dBuV)	Limit (dBuV/m)	Margin (dB)	Antenna Pol. (H/V)
17487.950	50.28	-29.07	44.55	34.80	68.20	17.92	H
17944.450	49.96	-29.59	45.95	33.60	74.00	24.04	V
13714.400	48.05	-31.18	41.10	38.13	68.20	20.15	V
13739.700	47.44	-31.18	41.10	37.52	68.20	20.76	V
11743.750	46.16	-32.71	39.20	39.67	74.00	27.84	V
11270.200	45.87	-32.99	38.65	40.21	74.00	28.13	V

Conclusion: PASS

Note:

1. The spurious emission above 18G is noise only.
2. All emissions below 30MHz are more than 20 dB below the limit

©Copyright. All rights reserved by CTTL.

A.7. AC Powerline Conducted Emission (150kHz- 30MHz)

Summary

All AC line conducted spurious emissions are measured with a receiver connected to a grounded LISN while the EUT is operating at its maximum duty cycle, at maximum power, and at the appropriate frequencies. All data rates and modes were investigated for conducted spurious emissions. Only the conducted emissions of the configuration that produced the worst case emissions are reported in this section

Method of Measurement:

See Clause 6.2 of ANSI C63.10 specifically.

See Clause 4 and Clause 5 of ANSI C63.10 generally.

The conducted emissions from the AC port of the EUT are measured in a shielding room. The EUT is connected to a Line Impedance Stabilization Network (LISN). An overview sweep with peak detection was performed. The measurements were performed with a quasi-peak detector and if required, an average detector.

The conducted emission measurements were made with the following detector of the test receiver: Quasi-Peak / Average Detector.

The measurement bandwidth is:

Frequency of Emission (MHz)	RBW/IF bandwidth
0.15-30	9kHz

Test Condition:

Voltage（V）	Frequency（Hz）
120	60

Measurement Setup

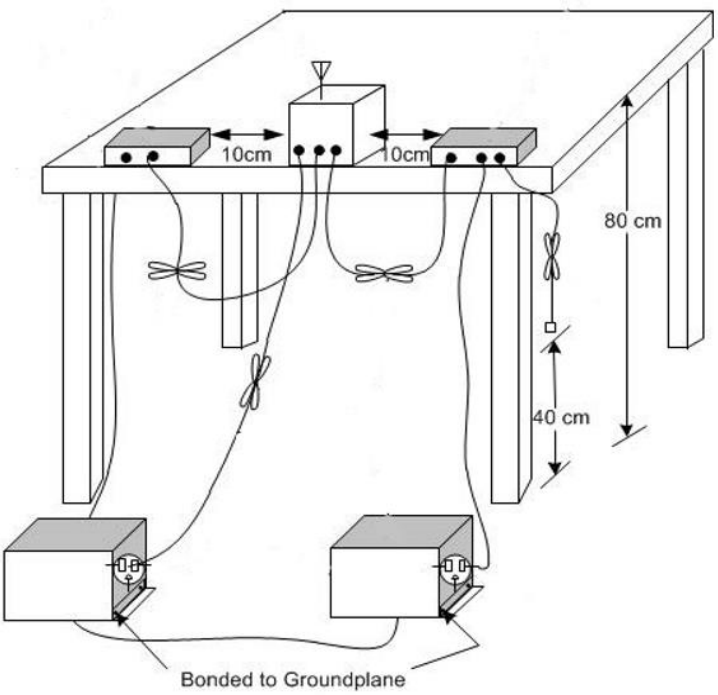

©Copyright. All rights reserved by CTTL.

Measurement Result and limit:

WLAN (Quasi-peak Limit)

Frequency range (MHz)	Quasi-peak Limit (dBμV)	Result (dBμV)		Conclusion
		With charger		
		802.11a	Idle	
0.15 to 0.5	66 to 56	Fig.55	Fig.56	P
0.5 to 5	56			
5 to 30	60			
NOTE: The limit decreases linearly with the logarithm of the frequency in the range 0.15 MHz to 0.5 MHz.				

WLAN (Average Limit)

Frequency range (MHz)	Average Limit (dBμV)	Result (dBμV)		Conclusion
		With charger		
		802.11a	Idle	
0.15 to 0.5	67 56 to 46	Fig. 55	Fig. 56	P
0.5 to 5	46			
5 to 30	50			
NOTE: The limit decreases linearly with the logarithm of the frequency in the range 0.15 MHz to 0.5 MHz.				

Conclusion: PASS

Test graphs as below:

©Copyright. All rights reserved by CTTL.

Traffic:

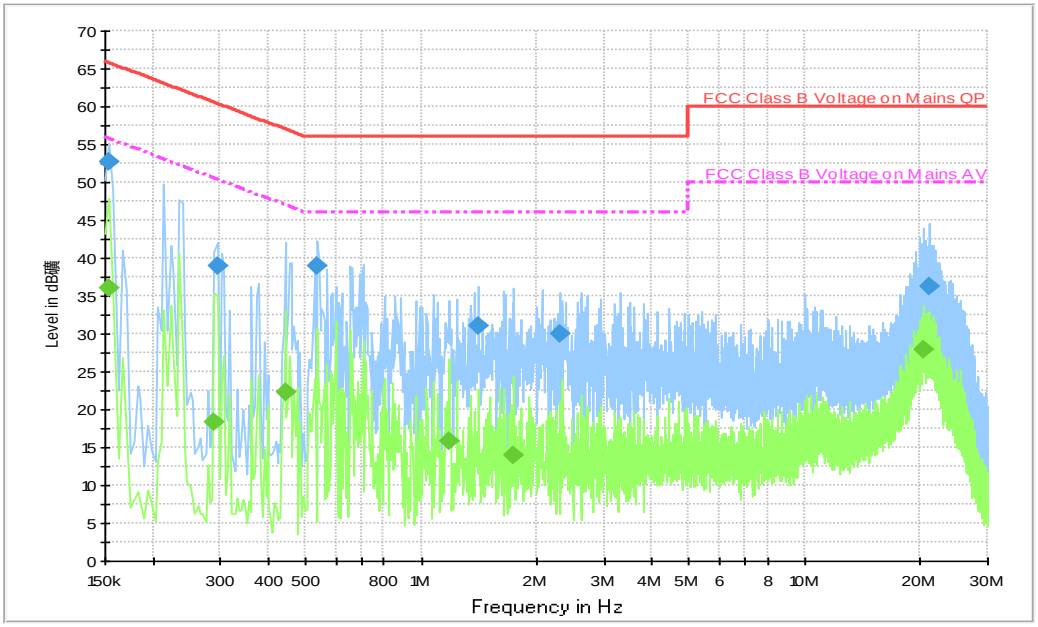

Fig.55 AC Powerline Conducted Emission-Traffic

Note1: The graphic result above is the maximum of the measurements for both phase line and neutral line.

Final Result 1

Frequency (MHz)	QuasiPeak (dBµV)	Meas. Time (ms)	Bandwidth (kHz)	Line	Corr. (dB)	Margin (dB)	Limit (dBµV)
0.154000	52.8	2000.	9.000	L1	19.9	13.0	65.8
0.294000	39.0	2000.	9.000	N	19.7	21.5	60.4
0.538000	39.0	2000.	9.000	L1	19.7	17.0	56.0
1.406000	31.1	2000.	9.000	L1	19.7	24.9	56.0
2.306000	30.0	2000.	9.000	L1	19.6	26.0	56.0
21.158000	36.3	2000.	9.000	L1	19.7	23.7	60.0

Final Result 2

Frequency (MHz)	Average (dBµV)	Meas. Time (ms)	Bandwidth (kHz)	Line	Corr. (dB)	Margin (dB)	Limit (dBµV)
0.154000	36.0	2000.0	9.000	L1	19.9	19.7	55.8
0.290000	18.3	2000.0	9.000	L1	19.7	32.2	50.5
0.442000	22.3	2000.0	9.000	L1	19.7	24.7	47.0
1.186000	15.8	2000.0	9.000	L1	19.7	30.2	46.0
1.746000	14.0	2000.0	9.000	L1	19.6	32.0	46.0
20.298000	27.8	2000.0	9.000	L1	19.8	22.2	50.0

©Copyright. All rights reserved by CTTL.

Idle

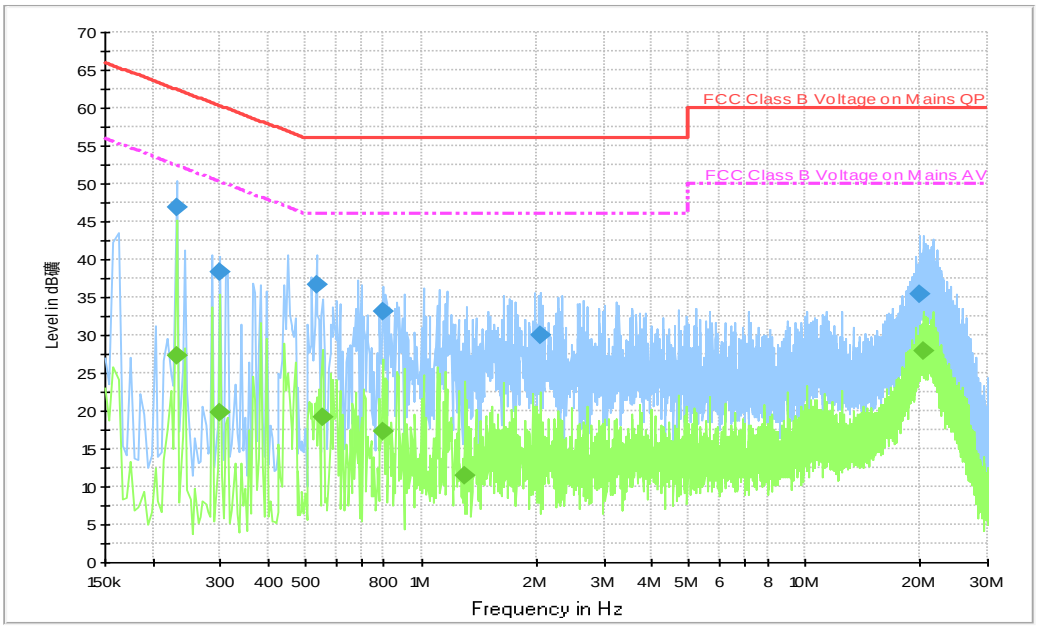

Fig.56 AC Powerline Conducted Emission-Idle

Note1: The graphic result above is the maximum of the measurements for both phase line and neutral line.

Final Result 1

Frequency (MHz)	QuasiPeak (dBµV)	Meas. Time (ms)	Bandwidth (kHz)	Line	Corr. (dB)	Margin (dB)	Limit (dBµV)
0.230000	46.9	2000.	9.000	N	19.7	15.5	62.4
0.298000	38.4	2000.	9.000	N	19.7	21.9	60.3
0.534000	36.6	2000.	9.000	N	19.7	19.4	56.0
0.794000	33.2	2000.	9.000	L1	19.7	22.8	56.0
2.046000	30.0	2000.	9.000	L1	19.6	26.0	56.0
19.986000	35.4	2000.	9.000	L1	19.8	24.6	60.0

Final Result 2

Frequency (MHz)	Average (dBµV)	Meas. Time (ms)	Bandwidth (kHz)	Line	Corr. (dB)	Margin (dB)	Limit (dBµV)
0.230000	27.2	2000.0	9.000	N	19.7	25.2	52.4
0.298000	19.8	2000.0	9.000	N	19.7	30.5	50.3
0.554000	19.2	2000.0	9.000	N	19.7	26.8	46.0
0.794000	17.2	2000.0	9.000	L1	19.7	28.8	46.0
1.306000	11.5	2000.0	9.000	N	19.6	34.5	46.0
20.462000	27.9	2000.0	9.000	L1	19.7	22.1	50.0

©Copyright. All rights reserved by CTTL.

A.8. 99% Occupied bandwidth

Method of Measurement: See ANSI C63.10-2013-clause 12.4.2.

a) The instrument center frequency is set to the nominal EUT channel center frequency. The frequency span for the spectrum analyzer shall be between 1.5 times and 5.0 times the OBW.

b) The nominal IF filter bandwidth (3 dB RBW) shall be in the range of 1% to 5% of the OBW, and VBW shall be approximately three times the RBW, unless otherwise specified by the applicable requirement.

c) Set the reference level of the instrument as required, keeping the signal from exceeding the maximum input mixer level for linear operation. In general, the peak of the spectral envelope shall be more than [10 log (OBW/RBW)] below the reference level. Specific guidance is given in 4.1.5.2.

d) Step a) through step c) might require iteration to adjust within the specified range.

e) Video averaging is not permitted. Where practical, a sample detection and single sweep mode shall be used. Otherwise, peak detection and max hold mode (until the trace stabilizes) shall be used.

f) Use the 99% power bandwidth function of the instrument (if available) and report the measured bandwidth.

g) If the instrument does not have a 99% power bandwidth function, then the trace data points are recovered and directly summed in linear power terms. The recovered amplitude data points, beginning at the lowest frequency, are placed in a running sum until 0.5% ofthe total is reached; that frequency is recorded as the lower frequency. The process is repeated until 99.5% of the total is reached; that frequency is recorded as the upper frequency. The 99% power bandwidth is the difference between these two frequencies.

h) The occupied bandwidth shall be reported by providing plot(s) of the measuring instrument display; the plot axes and the scale units per division shall be clearly labeled. Tabular data may be reported in addition to the plot(s).

Measurement Uncertainty:

Measurement Uncertainty	60.80Hz

Measurement Result:

Mode	Frequency	99% Occupied bandwidth (MHz)		conclusion
802.11a	5180 MHz	Fig.57	17.40	P
	5200 MHz	Fig.58	17.40	P
	5240 MHz	Fig.59	17.44	P
802.11ac HT20	5180 MHz	Fig.60	18.44	P
	5200 MHz	Fig.61	18.48	P
	5240 MHz	Fig.62	18.44	P
802.11ac HT40	5190 MHz	Fig.63	36.48	P
	5230 MHz	Fig.64	36.48	P
802.11ac HT80	5210 MHz	Fig.65	76.00	P

©Copyright. All rights reserved by CTTL.

Conclusion: PASS

Test graphs as below:

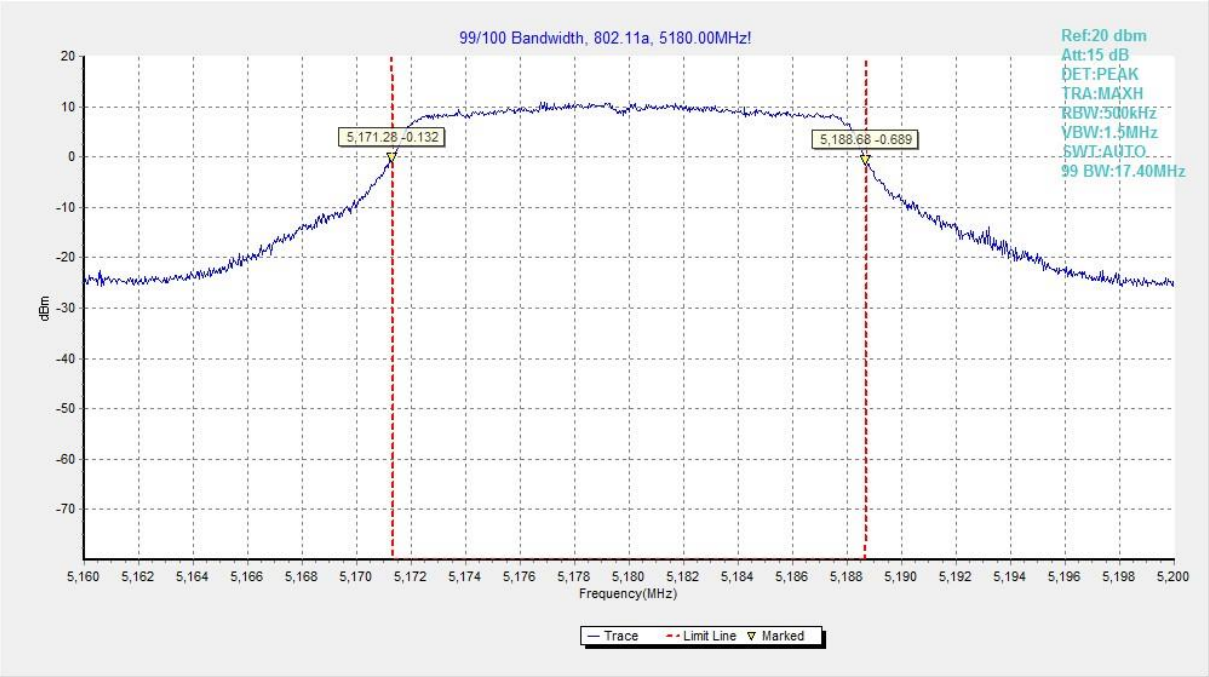

Fig.57 99% Occupied bandwidth (802.11a, 5180MHz)

Fig.58 99% Occupied bandwidth (802.11a, 5200MHz)

©Copyright. All rights reserved by CTTL.

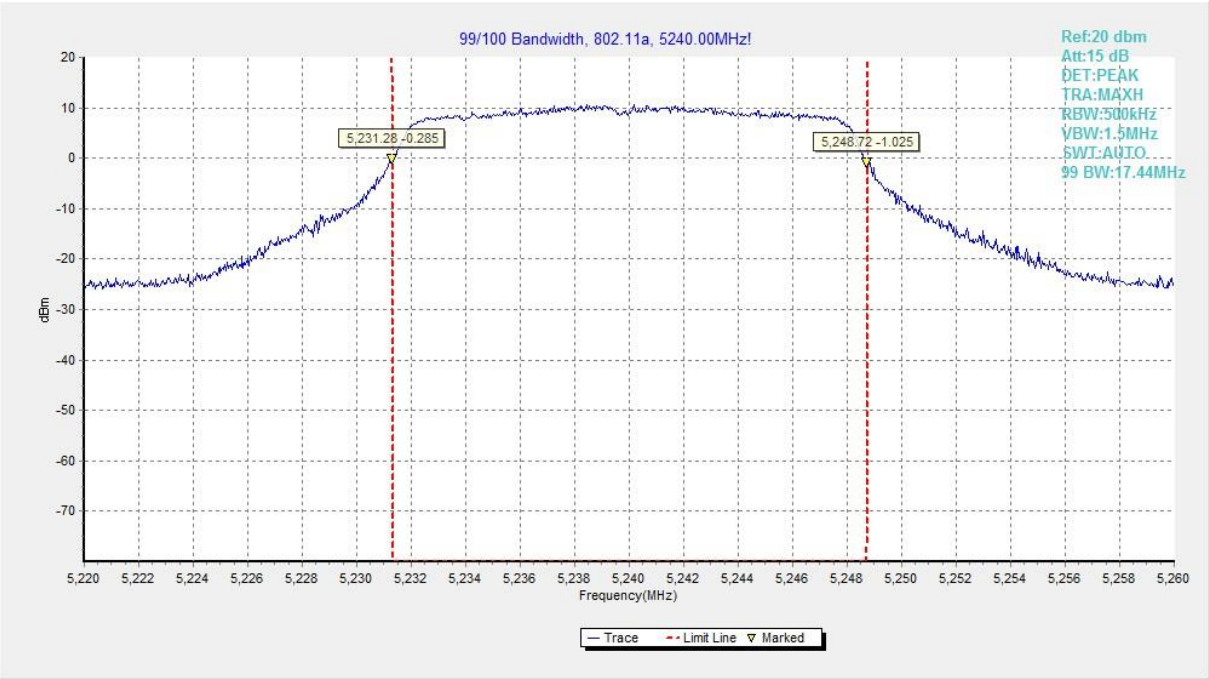

Fig.59 99% Occupied bandwidth (802.11a, 5240MHz)

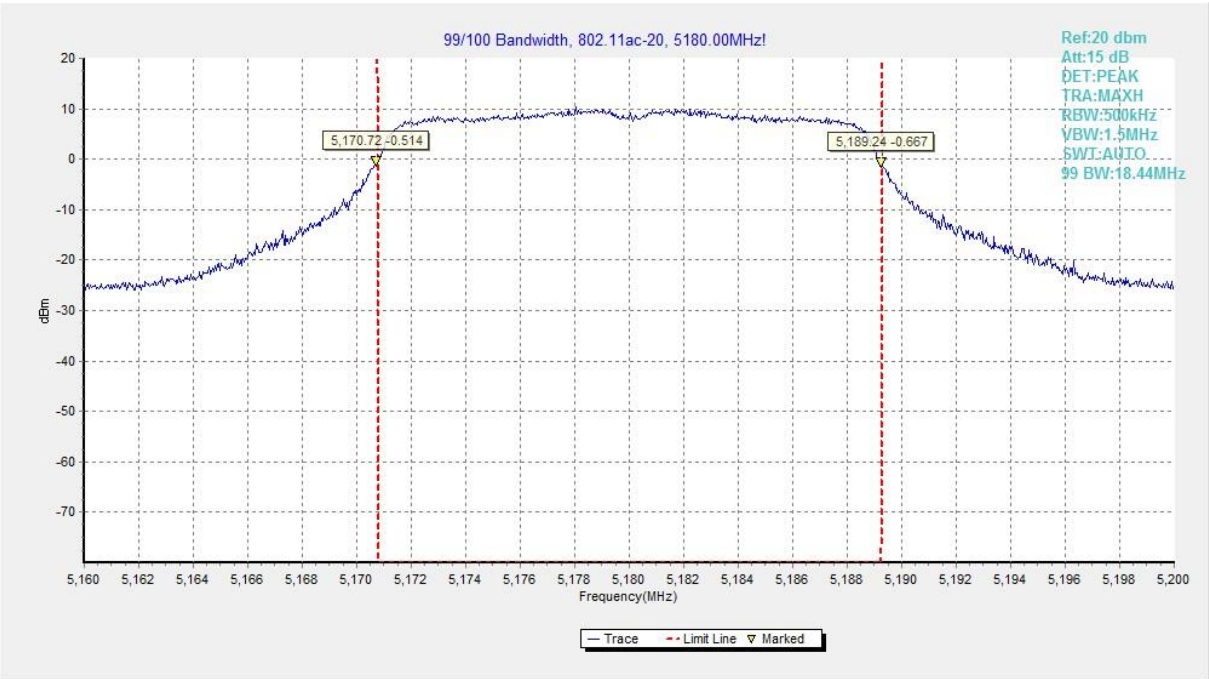

Fig.60 99% Occupied bandwidth (802.11ac-HT20, 5180MHz)

©Copyright. All rights reserved by CTTL.

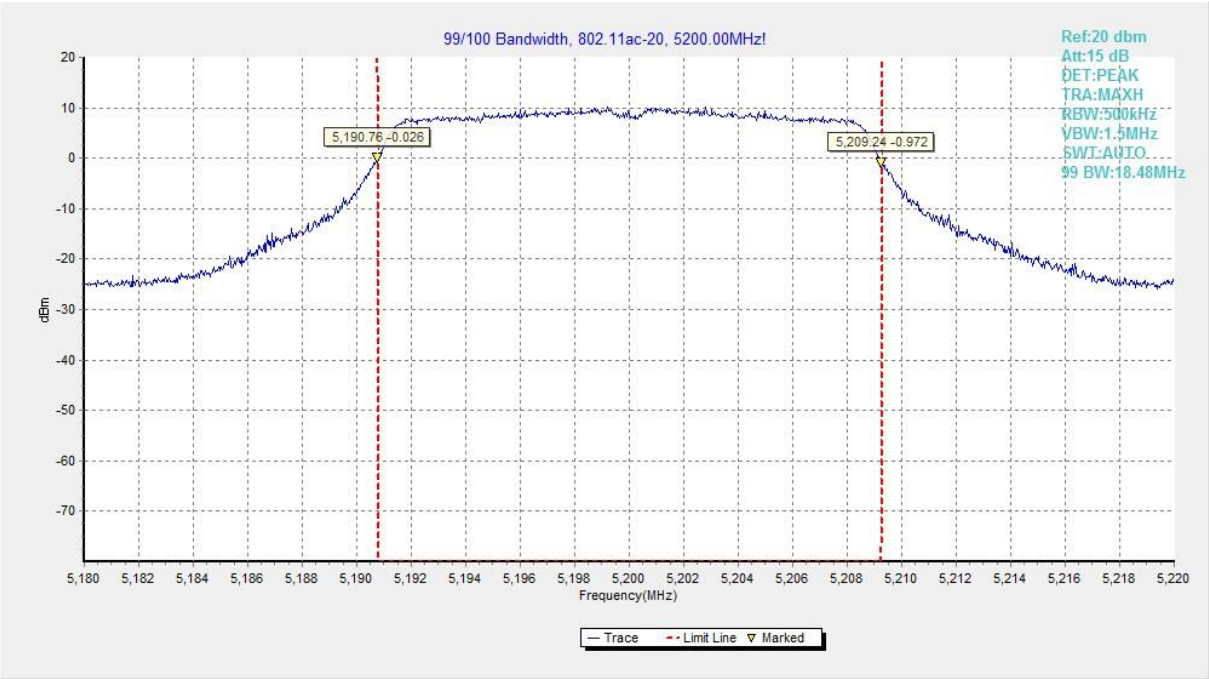

Fig.61 99% Occupied bandwidth (802.11ac-HT20, 5200MHz)

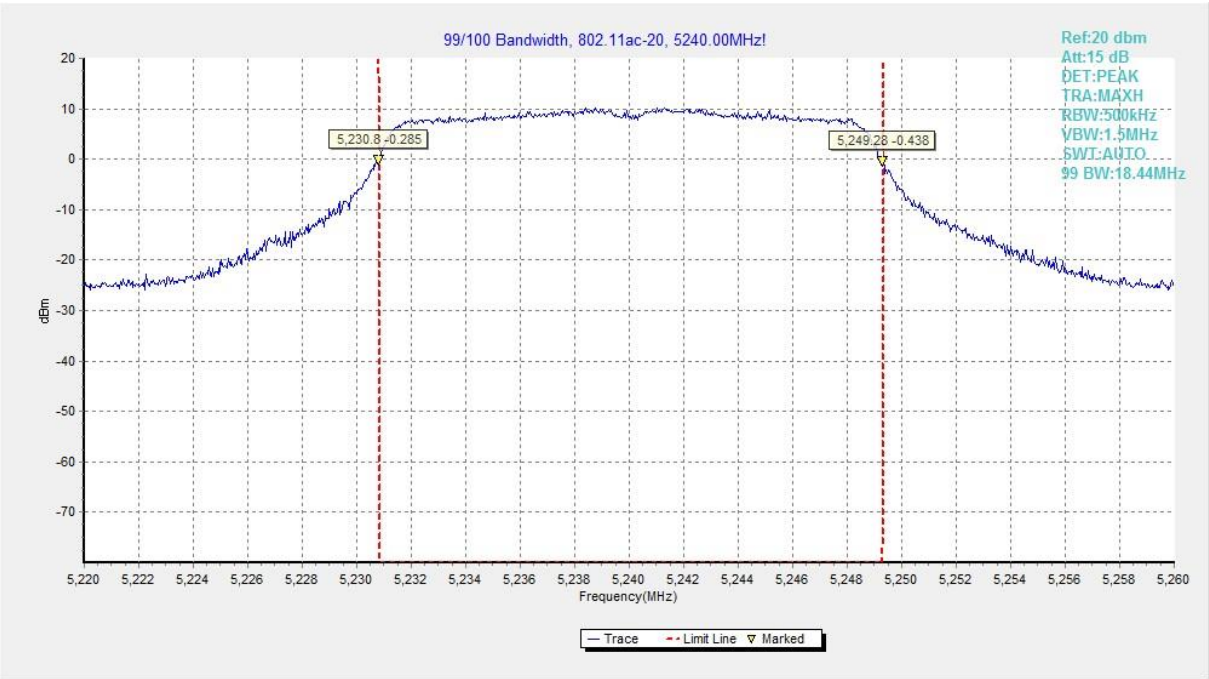

Fig.62 99% Occupied bandwidth (802.11ac-HT20, 5240MHz)

©Copyright. All rights reserved by CTTL.

Fig.63 99% Occupied bandwidth (802.11ac-HT40, 5190MHz)

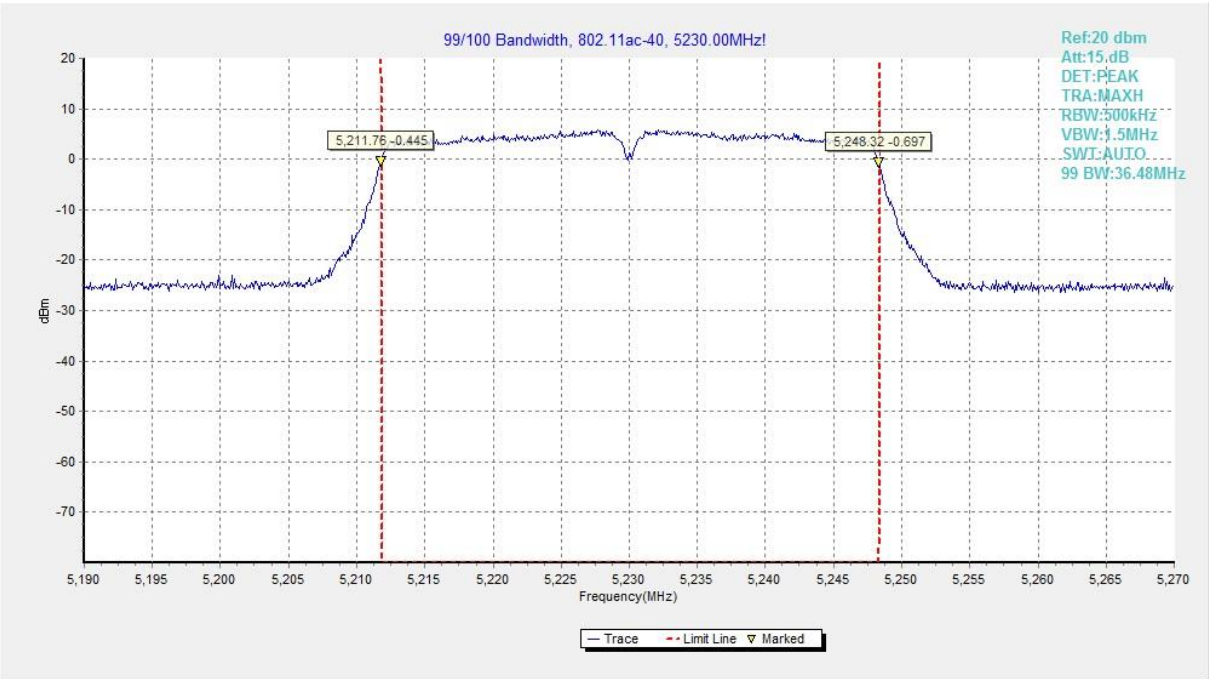

Fig.64 99% Occupied bandwidth (802.11ac-HT40, 5230MHz)

©Copyright. All rights reserved by CTTL.

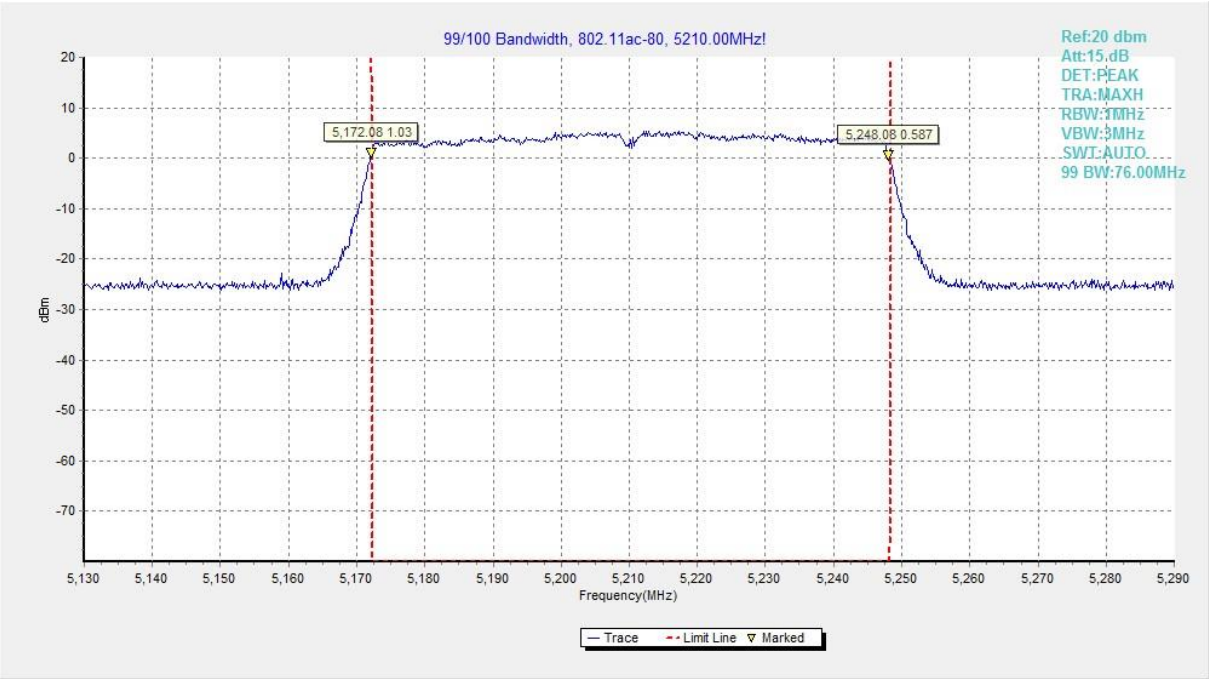

Fig.65 99% Occupied bandwidth (802.11ac-HT80, 5210MHz)

©Copyright. All rights reserved by CTTL.

A.10. Power control

A Transmission Power Control mechanism is not required for systems with an e.i.r.p. of less than 27dBm (500 mW).

ANNEX B: EUT parameters

Disclaimer: The antenna gain provided by the client may affect the validity of the measurement results in this report, and the client shall bear the impact and consequences arising therefrom.

ANNEX C: Accreditation Certificate

United States Department of Commerce
National Institute of Standards and Technology

NVLAP®

ilac-MRA

Certificate of Accreditation to ISO/IEC 17025:2017

NVLAP LAB CODE: 600118-0

Telecommunication Technology Labs, CAICT
Beijing
China

is accredited by the National Voluntary Laboratory Accreditation Program for specific services, listed on the Scope of Accreditation, for:

Electromagnetic Compatibility & Telecommunications

This laboratory is accredited in accordance with the recognized International Standard ISO/IEC 17025:2017. This accreditation demonstrates technical competence for a defined scope and the operation of a laboratory quality management system (refer to joint ISO-ILAC-IAF Communique dated January 2009).

2022-10-01 through 2023-09-30
Effective Dates

For the National Voluntary Laboratory Accreditation Program

***** END OF REPORT BODY *****

©Copyright. All rights reserved by CTTL.