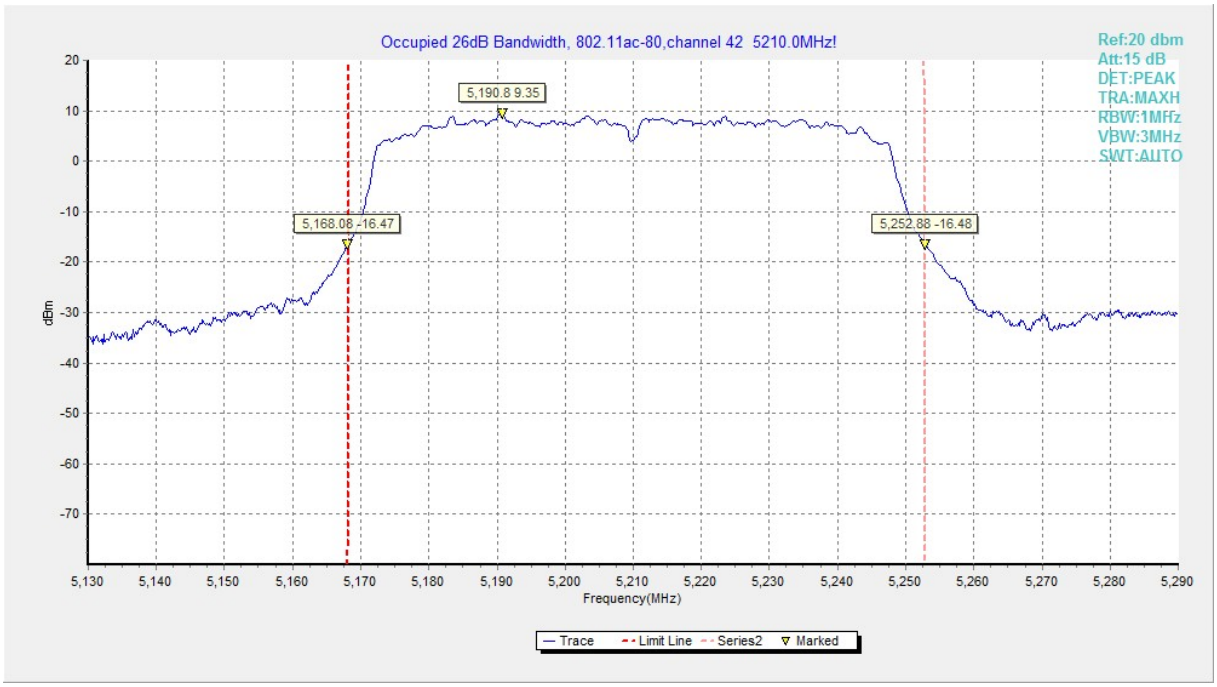

Fig.47 Occupied 26dB Bandwidth (802. 11ac-HT80, 5210MHz)

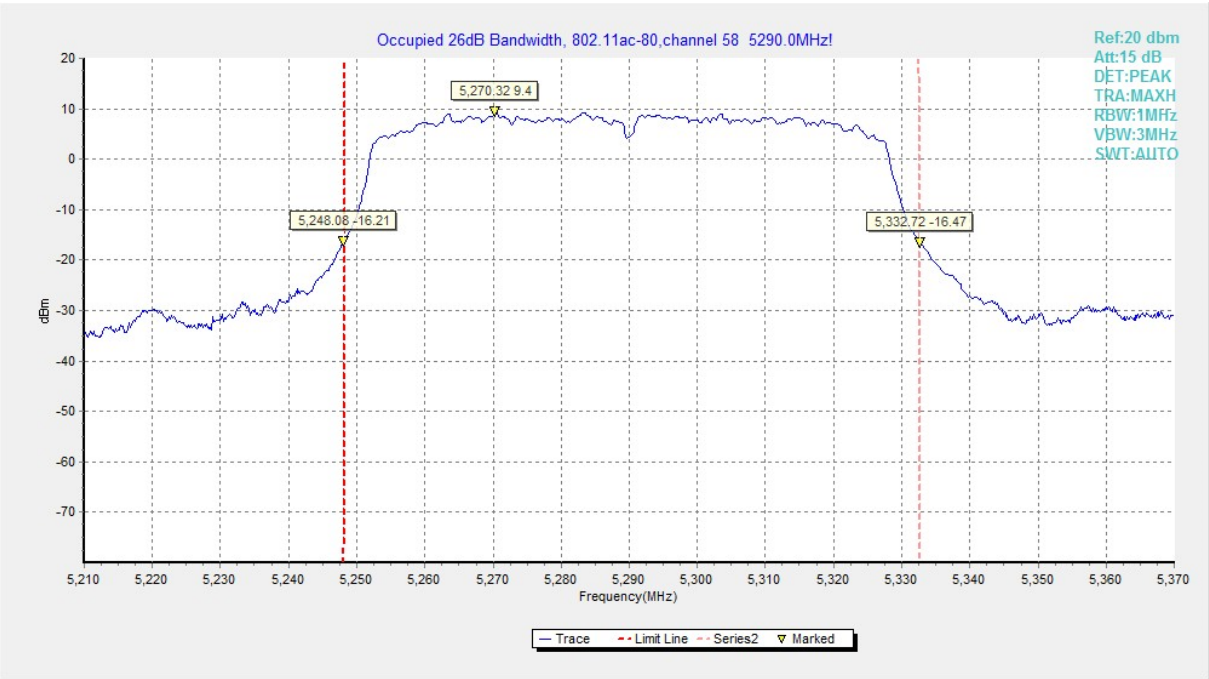

Fig.48 Occupied 26dB Bandwidth (802. 11ac-HT80, 5290MHz)

©Copyright. All rights reserved by CTTL.

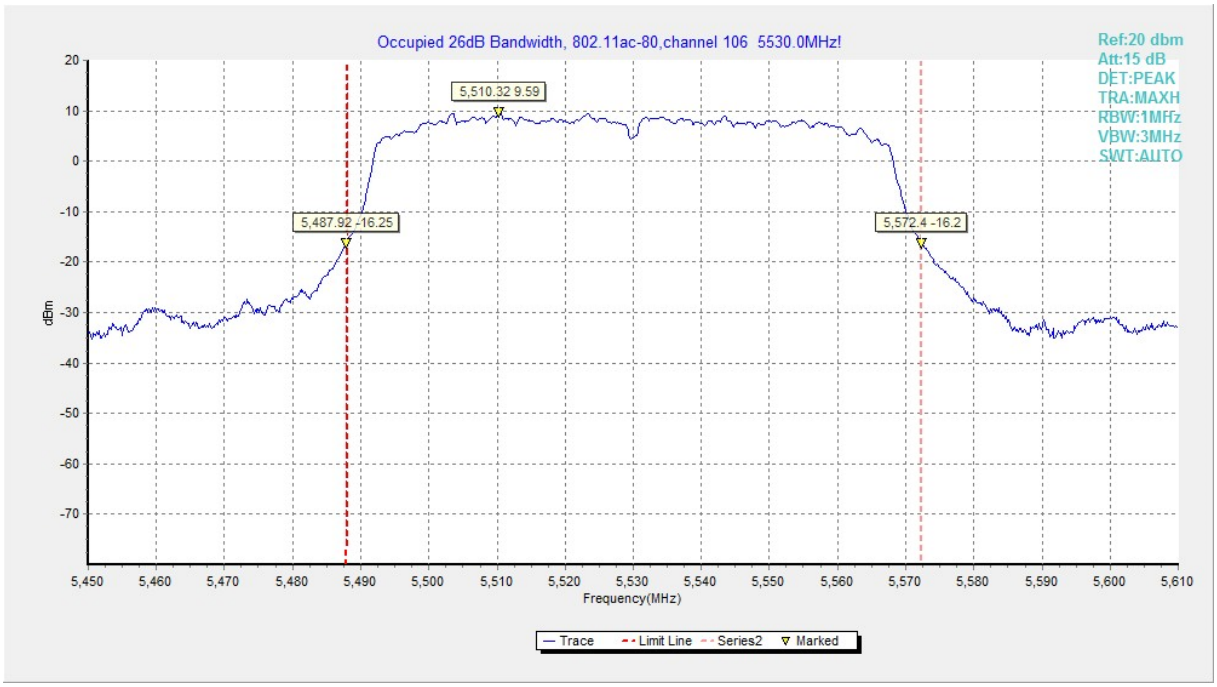

Fig.49 Occupied 26dB Bandwidth (802. 11ac-HT80, 5530MHz)

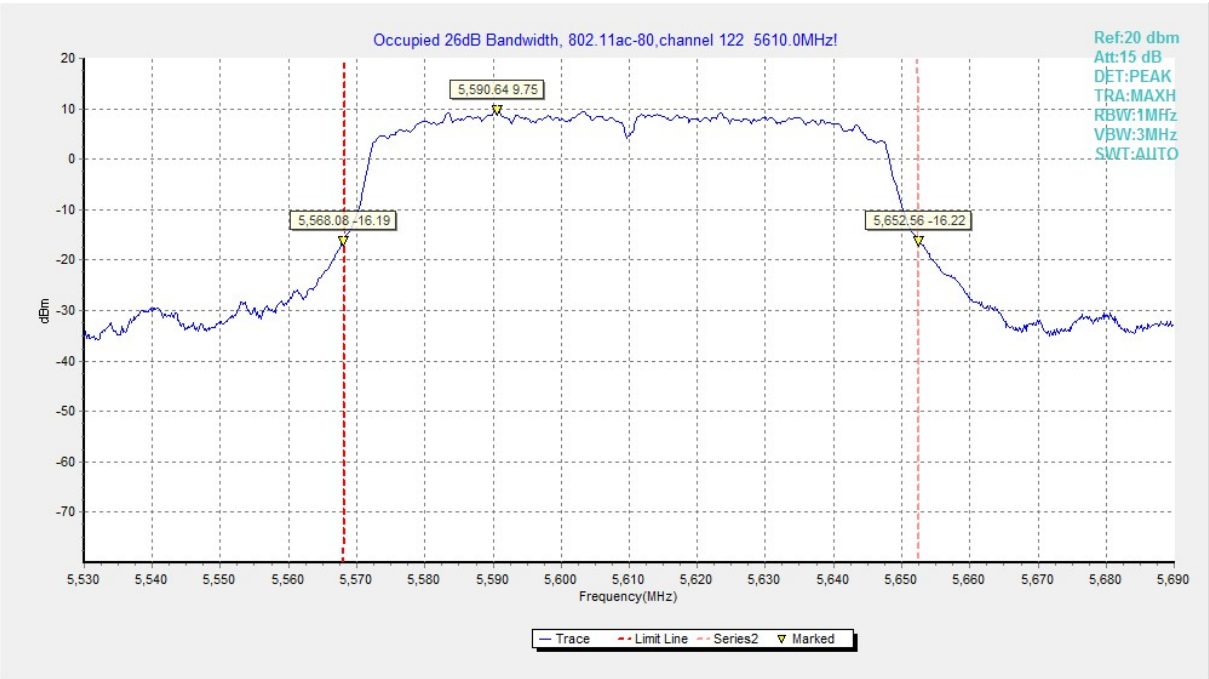

Fig.50 Occupied 26dB Bandwidth (802. 11ac-HT80, 5610MHz)

©Copyright. All rights reserved by CTTL.

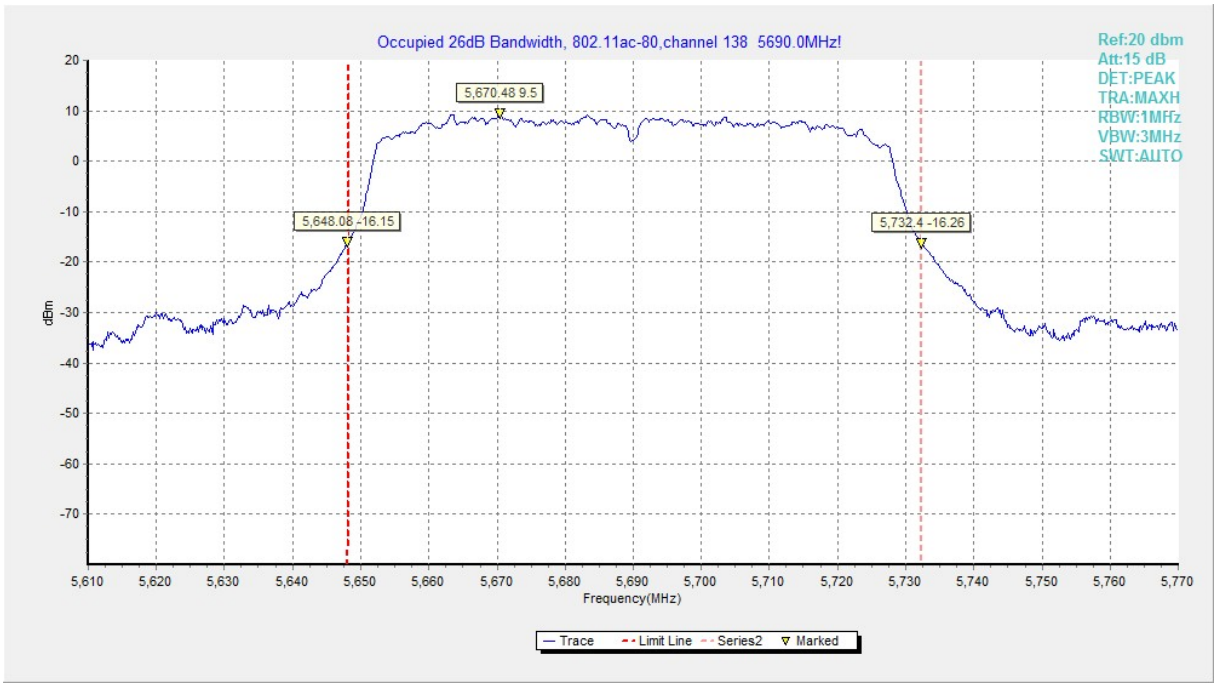

Fig.51 Occupied 26dB Bandwidth (802. 11ac-HT80, 5690MHz)

©Copyright. All rights reserved by CTTL.

A.5. Band Edges Compliance

A5.1 Band Edges - Radiated

Measurement Limit:

Standard	Limit
FCC 47 CFR Part 15.407	-27 dBm/MHz

The measurement is made according to KDB 789033

In addition, radiated emissions which fall in the restricted bands, as defined in § 15.205(a), must also comply with the radiated emission limits specified in § 15.209(a) (see § 15.205(c)).

Measurement Uncertainty:

Measurement Uncertainty	0.75dB

Measurement Result:

Mode	Channel	Test Results	Conclusion
802.11a	5180 MHz	Fig.52	P
	5320 MHz	Fig.53	P
	5500 MHz	Fig.54	P
	5700 MHz	Fig.55	P
	5720 MHz	Fig.56 Fig.57	P
802.11n HT20	5180 MHz	Fig.58	P
	5320 MHz	Fig.59	P
	5500 MHz	Fig.60	P
	5700 MHz	Fig.61	P
	5720 MHz	Fig.62 Fig.63	P
802.11n HT40	5190 MHz	Fig.64	P
	5310 MHz	Fig.65	P
	5510 MHz	Fig.66	P
	5670 MHz	Fig.67	P
	5710 MHz	Fig.68 Fig.69	P
802.11ac HT20	5180 MHz	Fig.70	P
	5320 MHz	Fig.71	P
	5500 MHz	Fig.72	P
	5700 MHz	Fig.73	P
	5720 MHz	Fig.74 Fig.75	P
802.11ac HT40	5190 MHz	Fig.76	P
	5310 MHz	Fig.77	P
	5510 MHz	Fig.78	P

©Copyright. All rights reserved by CTTL.

	5670 MHz	Fig.79	P
	5710 MHz	Fig.80 Fig.81	P
802.11ac HT80	5210 MHz	Fig.82	P
	5290 MHz	Fig.83	P
	5530 MHz	Fig.84	P
	5690 MHz	Fig.85 Fig.86	P

Conclusion: PASS

Test graphs as below:

©Copyright. All rights reserved by CTTL.

RE - Power-5.125GHz-5.175GHz

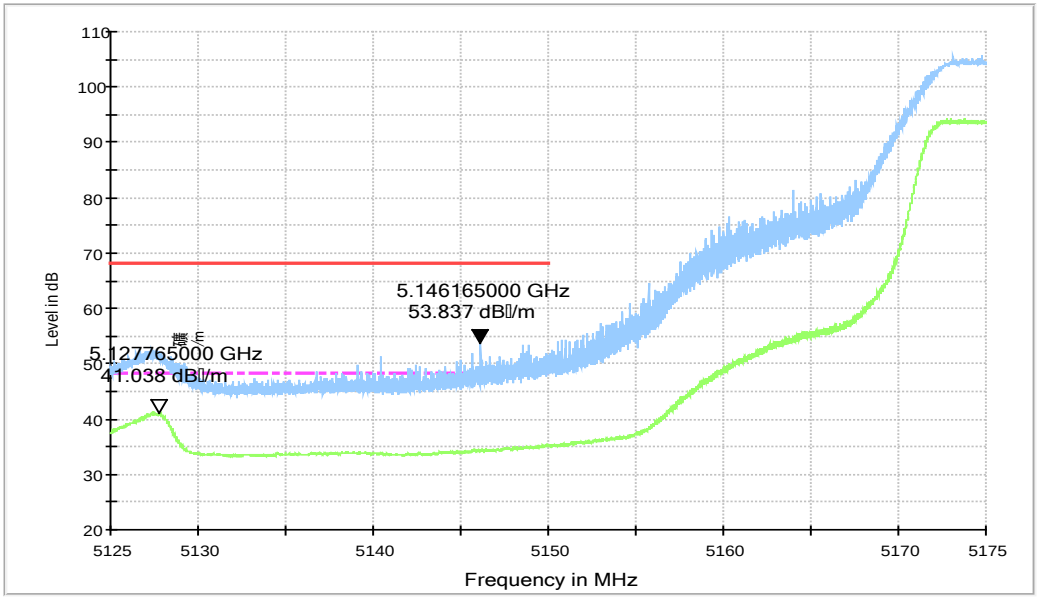

Fig.52 Band Edges (802.11a, 5180MHz)

RE - Power-5.325GHz-5.375GHz

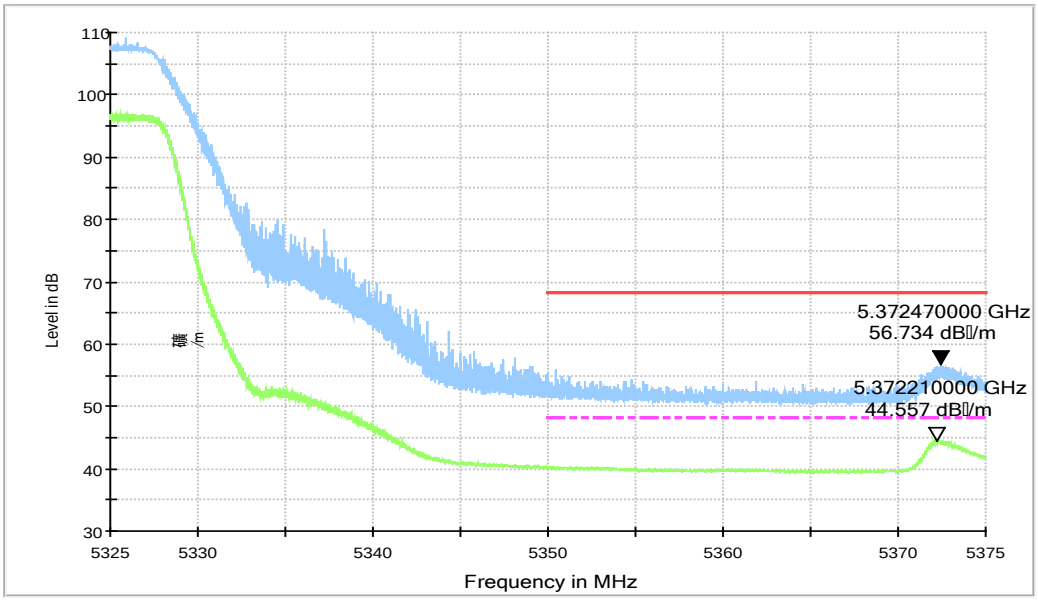

Fig.53 Band Edges (802.11a, 5320MHz)

©Copyright. All rights reserved by CTTL.

RE - Power-5.45GHz-5.50GHz

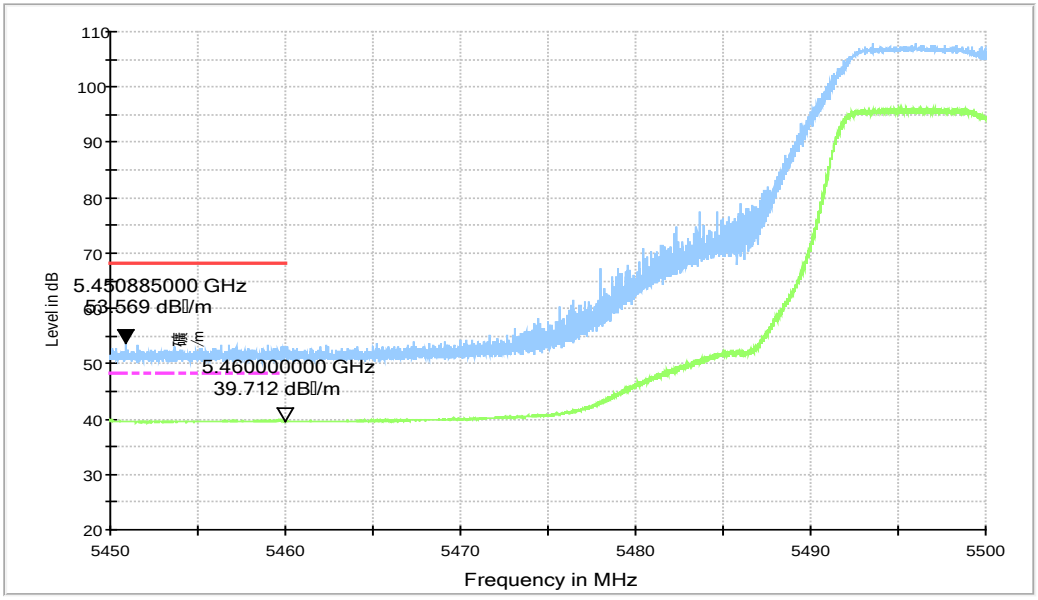

Fig.54 Band Edges (802.11a, 5500MHz)

RE - Power-5.70GHz-5.75GHz

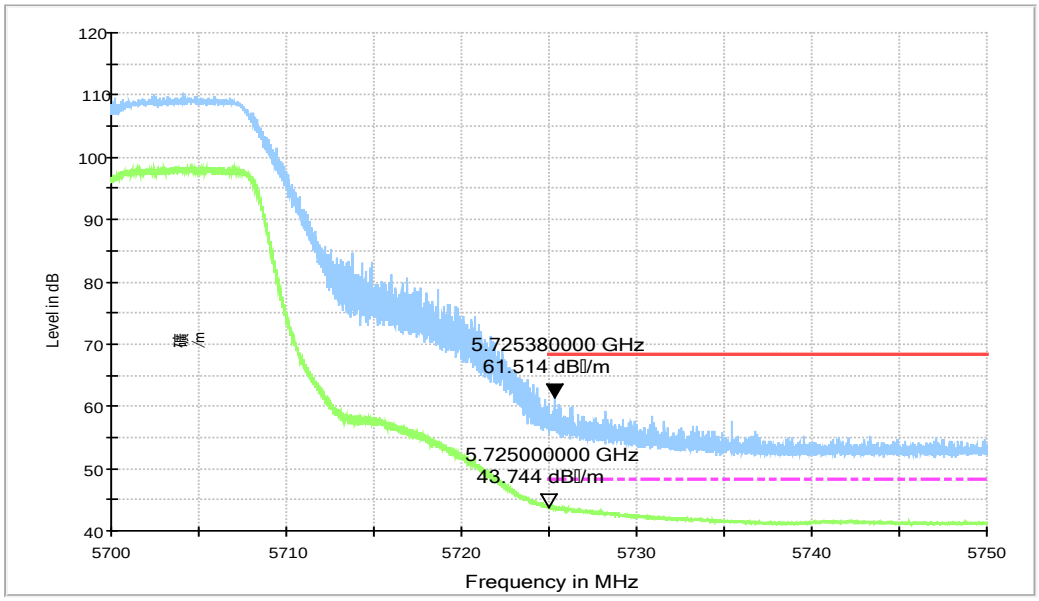

Fig.55 Band Edges (802.11a, 5700MHz)

©Copyright. All rights reserved by CTTL.

RE - Power-5.45GHz-5.50GHz

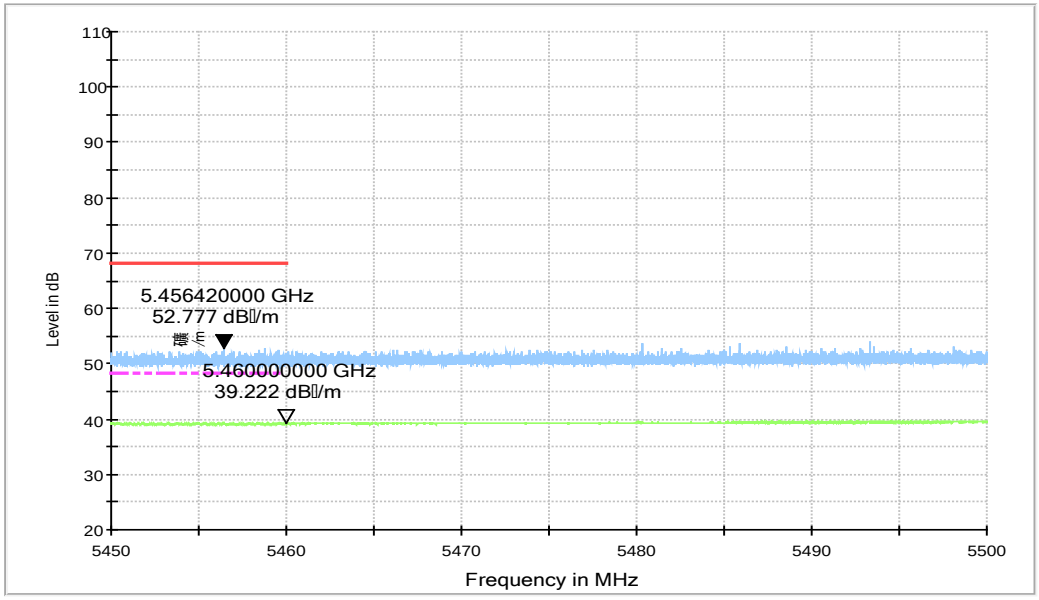

Fig.56 Band Edges (802.11a, 5720MHz)

RE - Power-5.810GHz-5.925GHz

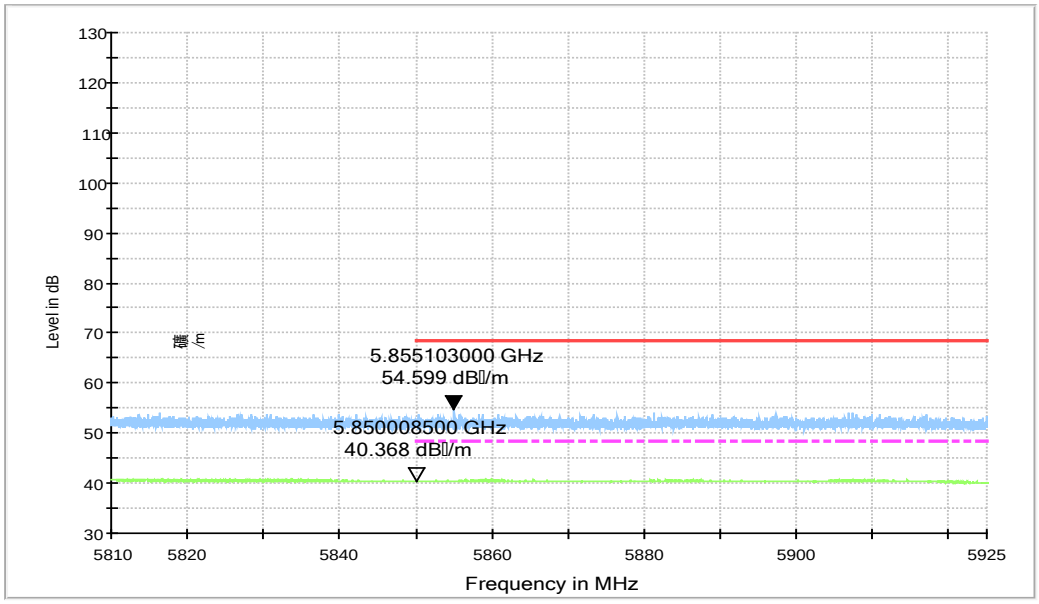

Fig.57 Band Edges (802.11a, 5720MHz)

©Copyright. All rights reserved by CTTL.

RE - Power-5.125GHz-5.175GHz

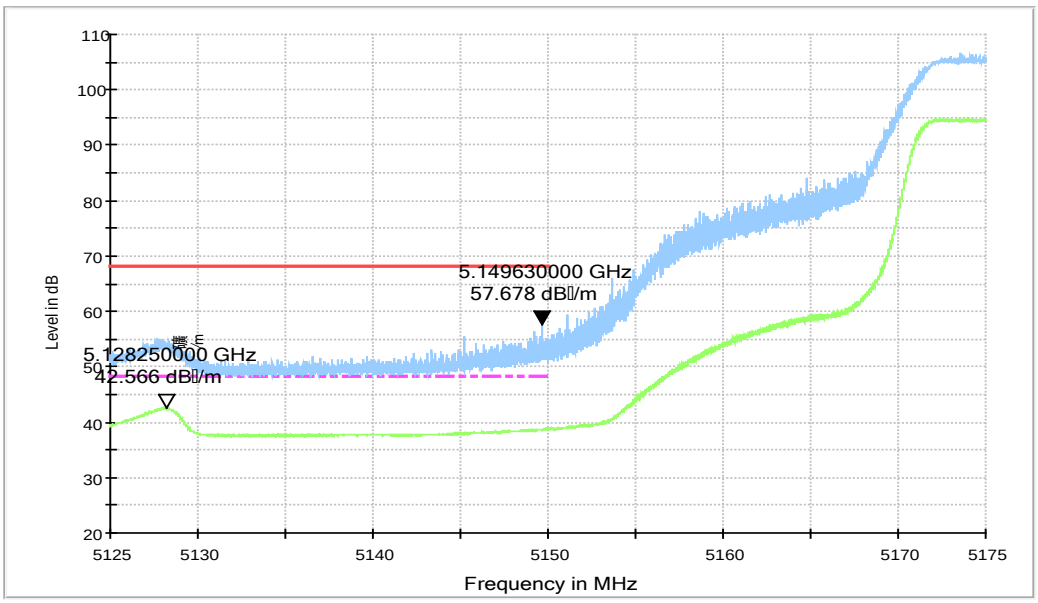

Fig.58 Band Edges (802.11n-HT20, 5180MHz)

RE - Power-5.325GHz-5.375GHz

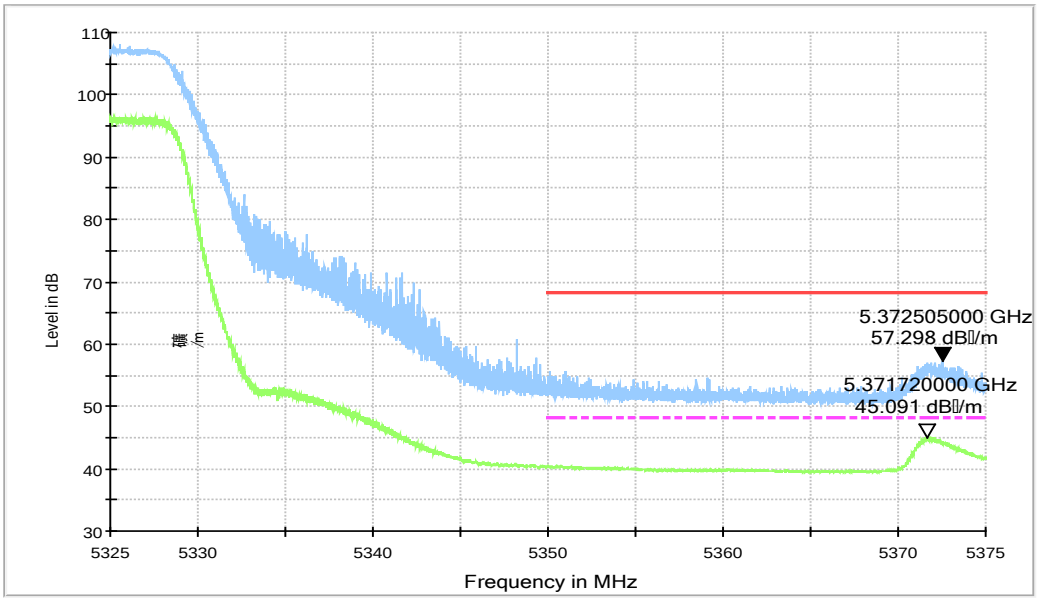

Fig.59 Band Edges (802.11n-HT20, 5320MHz)

©Copyright. All rights reserved by CTTL.

RE - Power-5.45GHz-5.50GHz

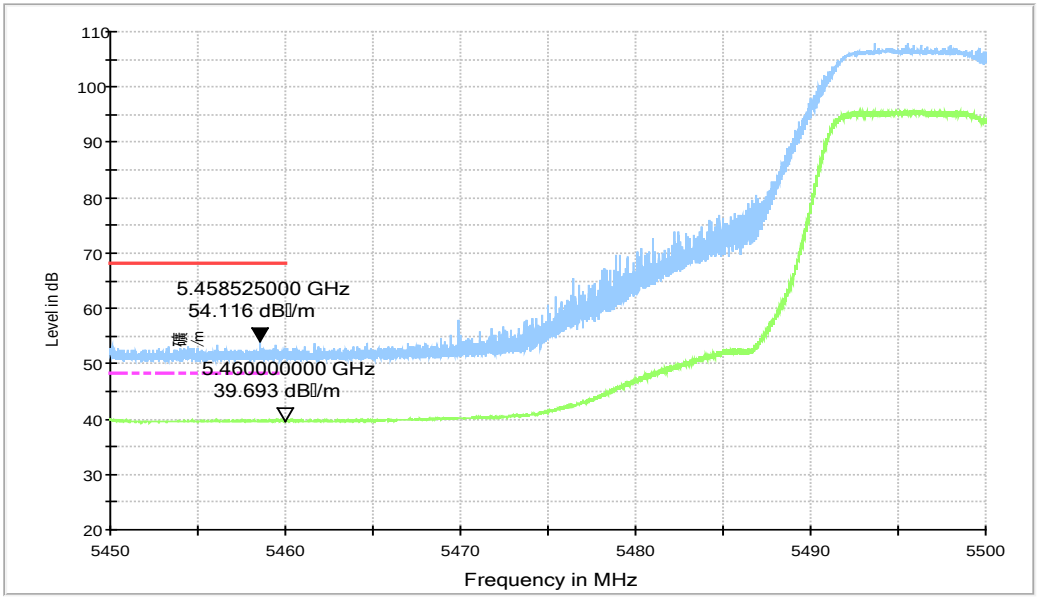

Fig.60 Band Edges (802.11n-HT20, 5500MHz)

RE - Power-5.70GHz-5.75GHz

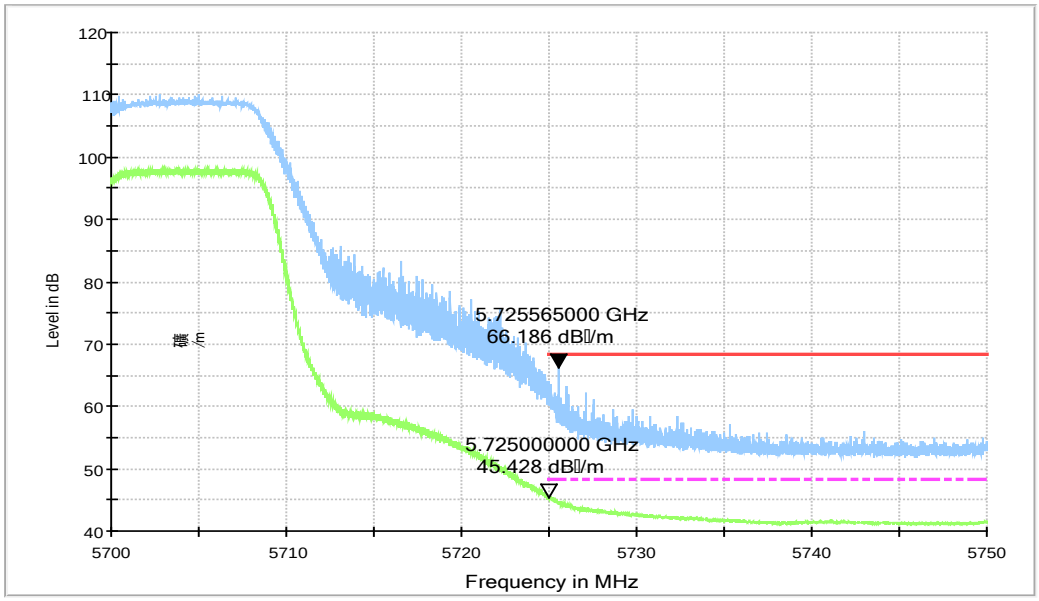

Fig.61 Band Edges (802.11n-HT20, 5700MHz)

©Copyright. All rights reserved by CTTL.

RE - Power-5.45GHz-5.50GHz

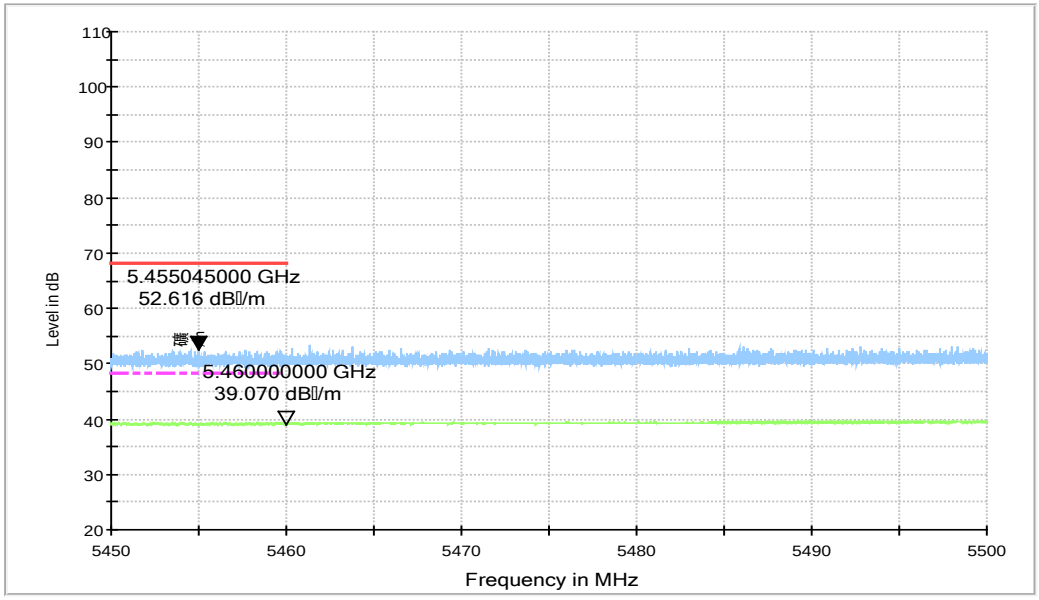

Fig.62 Band Edges (802.11n-HT20, 5720MHz)

RE - Power-5.810GHz-5.925GHz

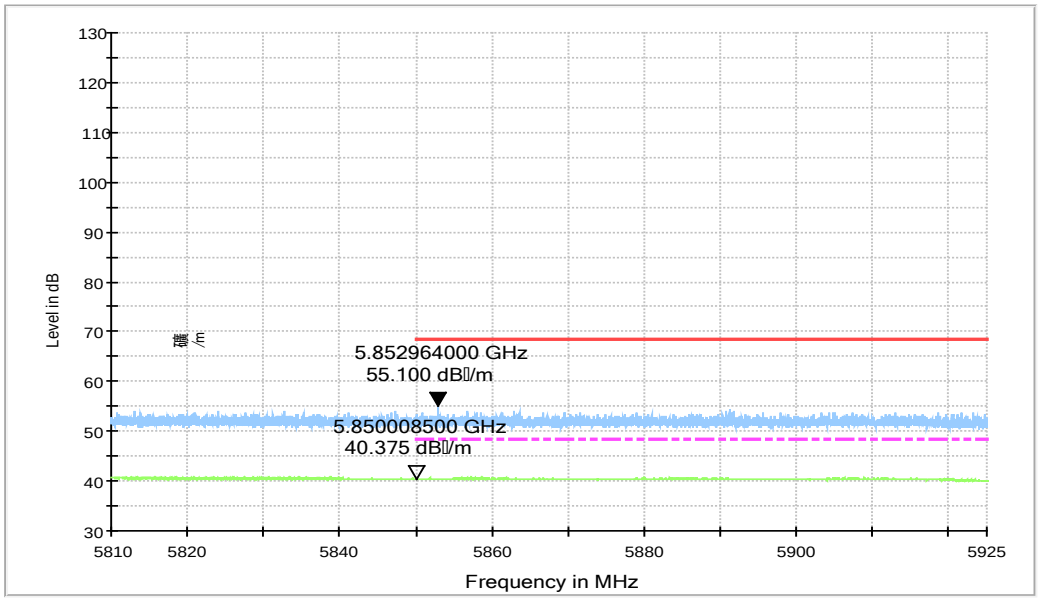

Fig.63 Band Edges (802.11n-HT20, 5720MHz)

©Copyright. All rights reserved by CTTL.

RE - Power-5.125GHz-5.175GHz

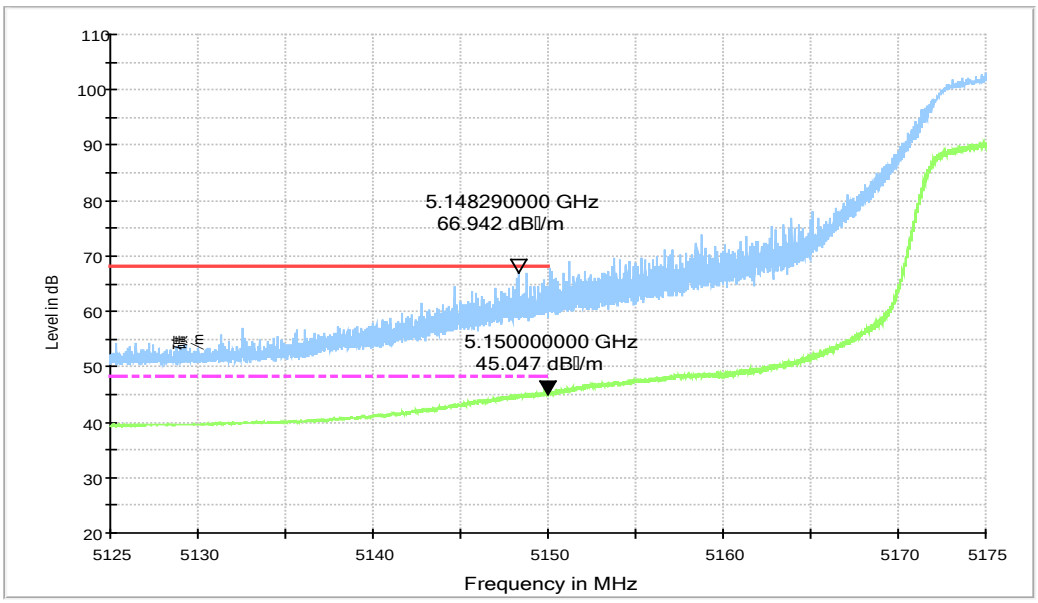

Fig.64 Band Edges (802.11n-HT40, 5190MHz)

RE - Power-5.325GHz-5.375GHz

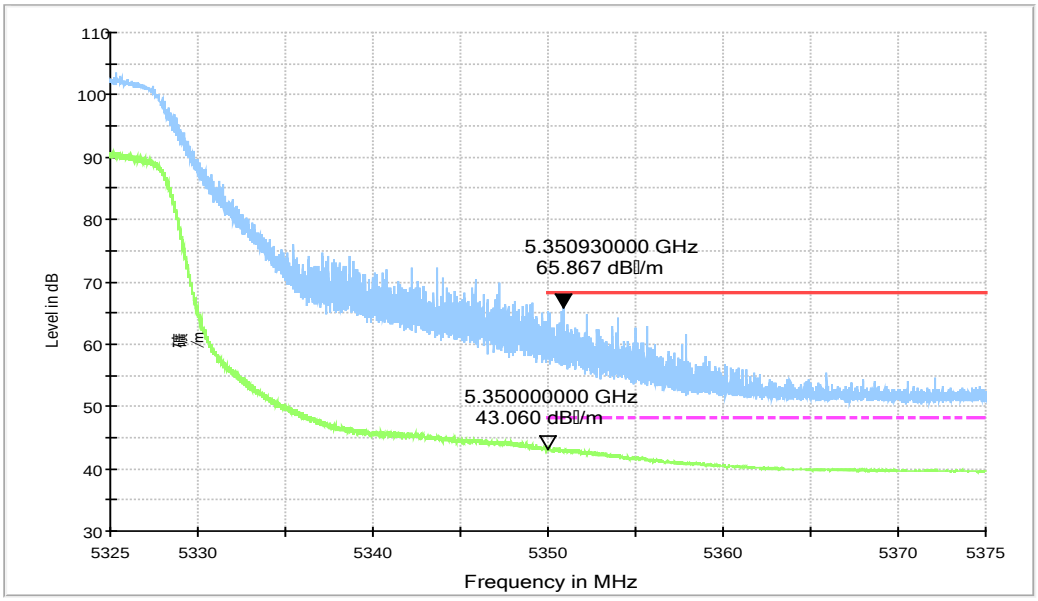

Fig.65 Band Edges (802.11n-HT40, 5310MHz)

©Copyright. All rights reserved by CTTL.

RE - Power-5.45GHz-5.50GHz

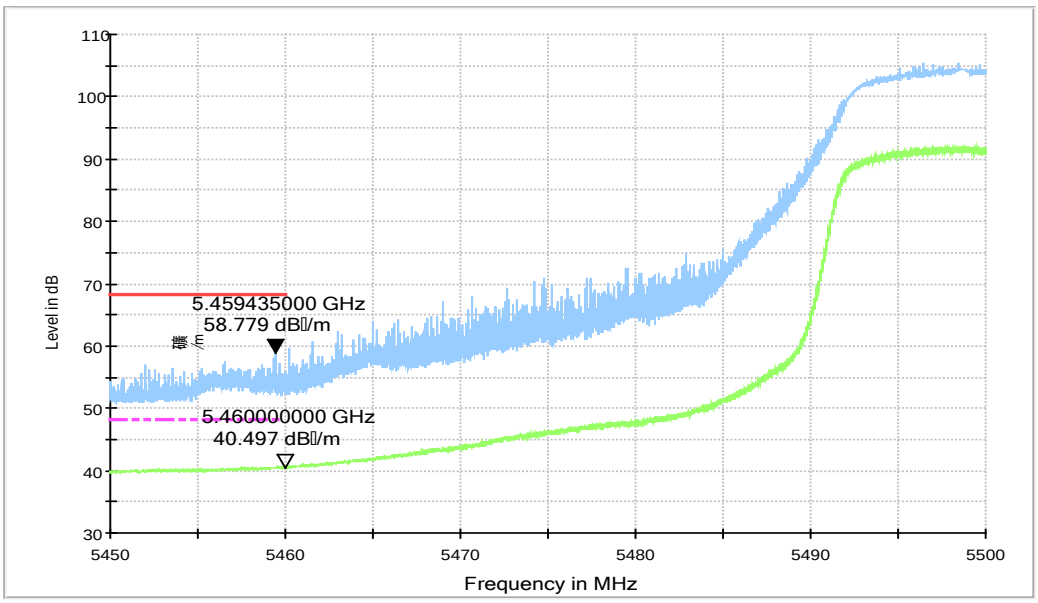

Fig.66 Band Edges (802.11n-HT40, 5510MHz)

RE - Power-5.70GHz-5.75GHz

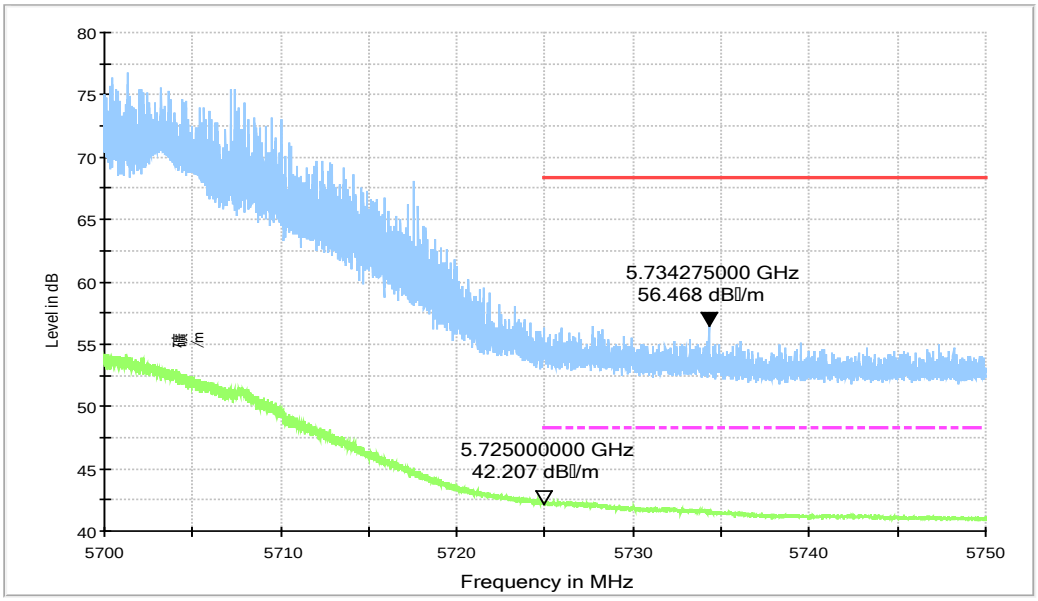

Fig.67 Band Edges (802.11n-HT40, 5670MHz)

©Copyright. All rights reserved by CTTL.

RE - Power-5.45GHz-5.50GHz

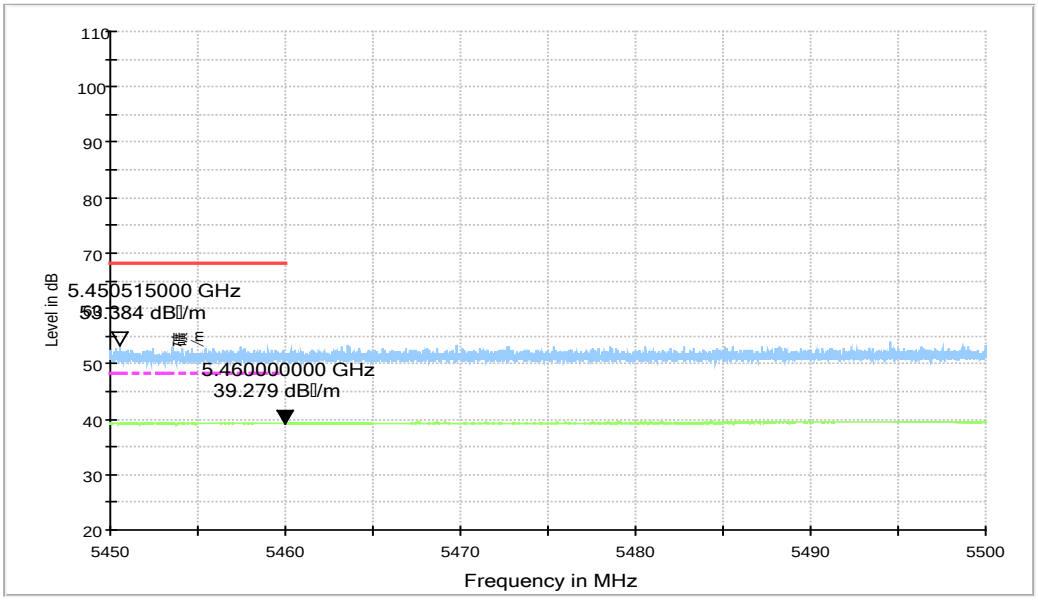

Fig.68 Band Edges (802.11n-HT40, 5710MHz)

RE - Power-5.810GHz-5.925GHz

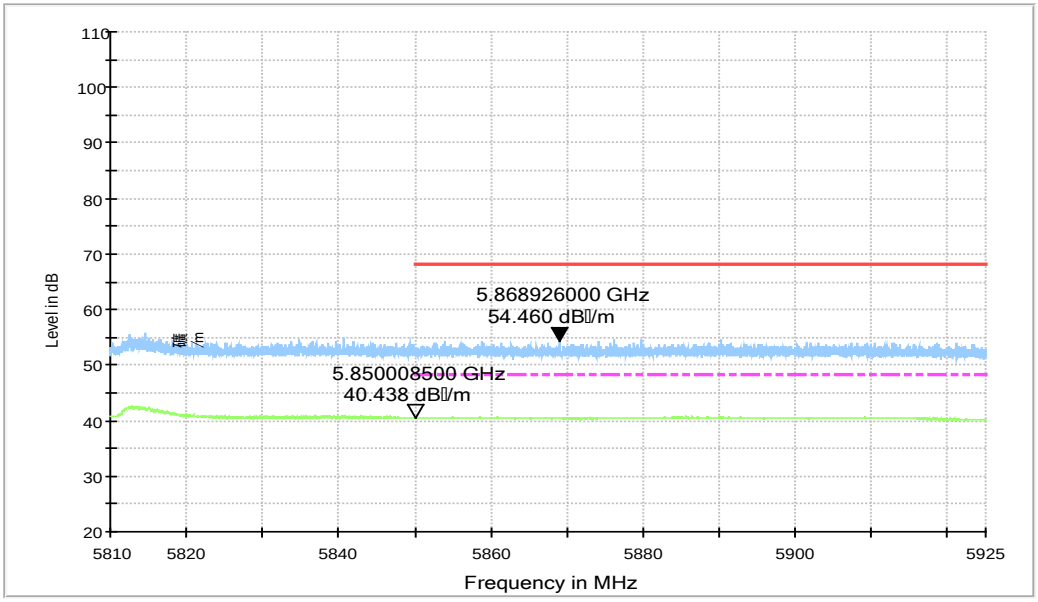

Fig.69 Band Edges (802.11n-HT40, 5710MHz)

©Copyright. All rights reserved by CTTL.

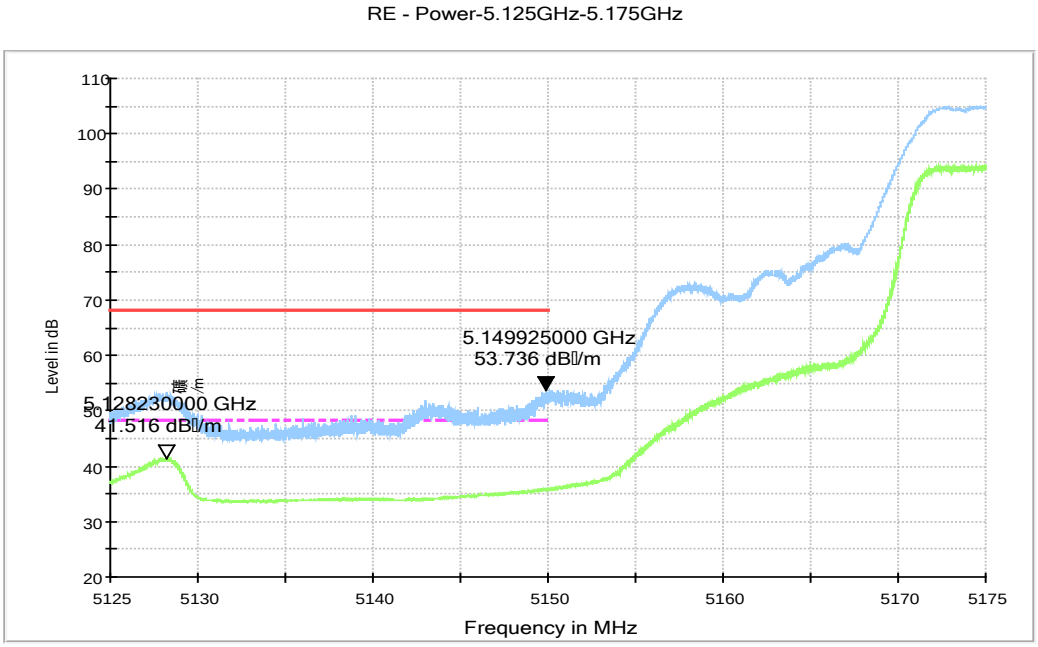

Fig.70 Band Edges (802.11ac-HT20, 5180MHz)

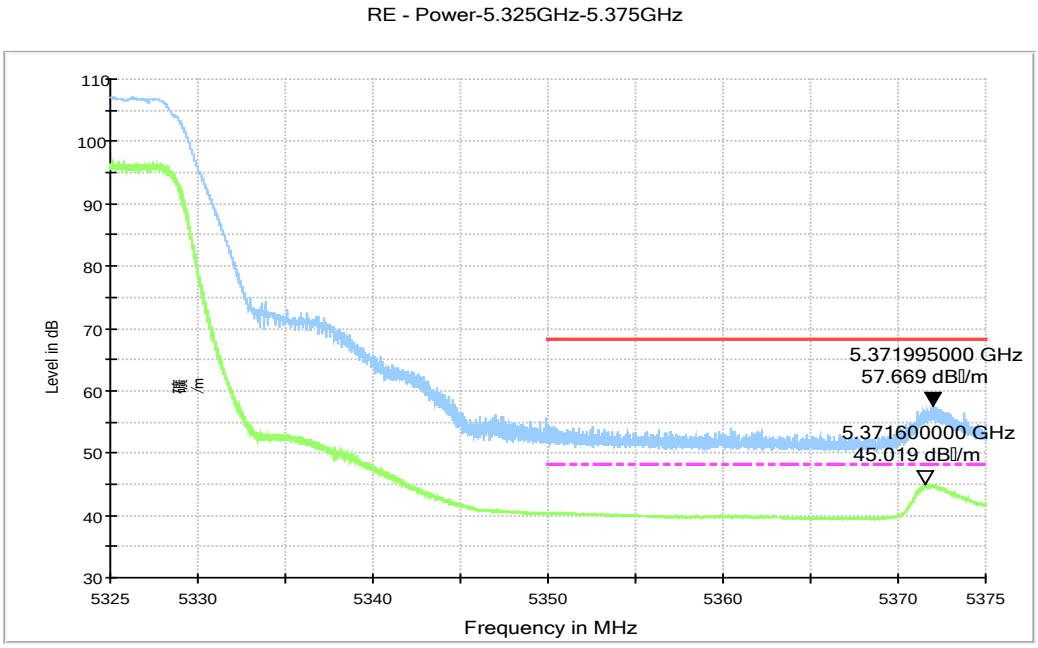

Fig.71 Band Edges (802.11ac-HT20, 5320MHz)

©Copyright. All rights reserved by CTTL.

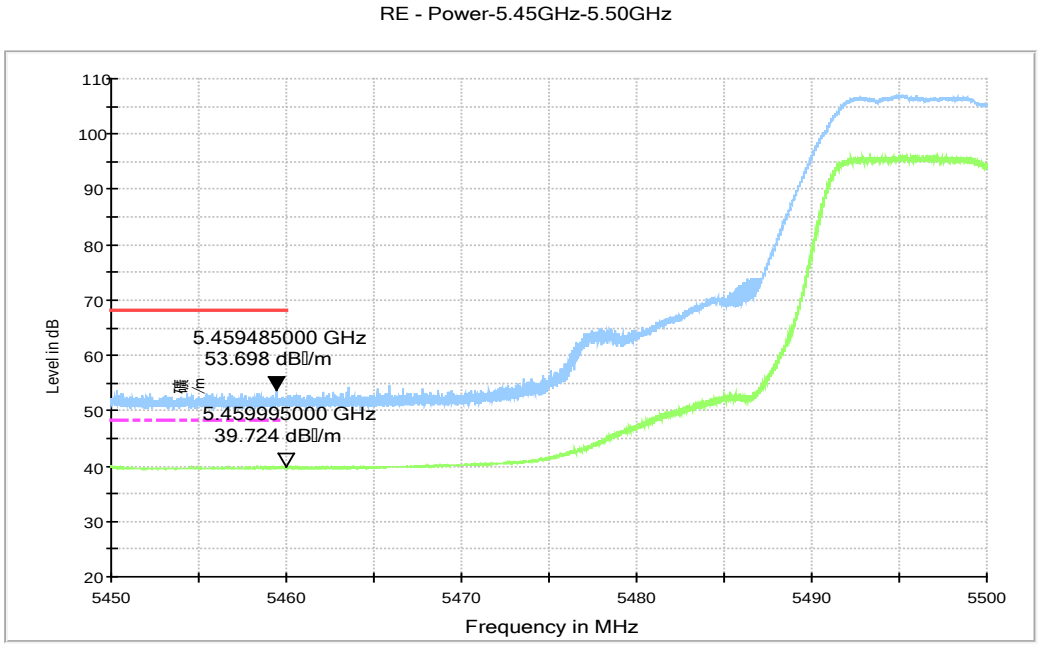

Fig.72 Band Edges (802.11ac-HT20, 5500MHz)

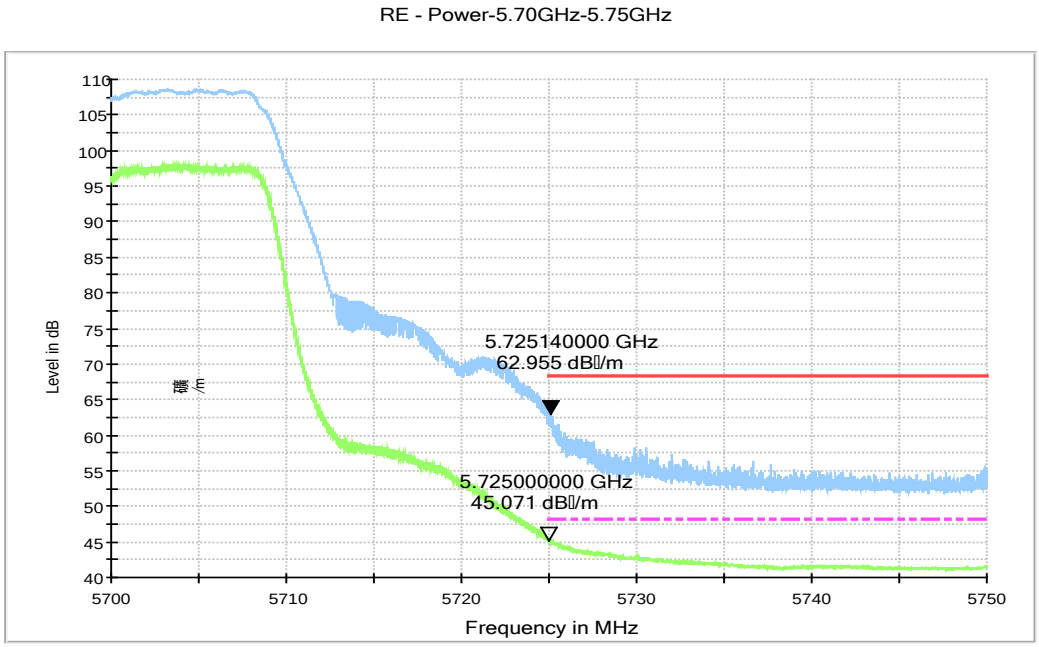

Fig.73 Band Edges (802.11ac-HT20, 5700MHz)

©Copyright. All rights reserved by CTTL.

RE - Power-5.45GHz-5.50GHz

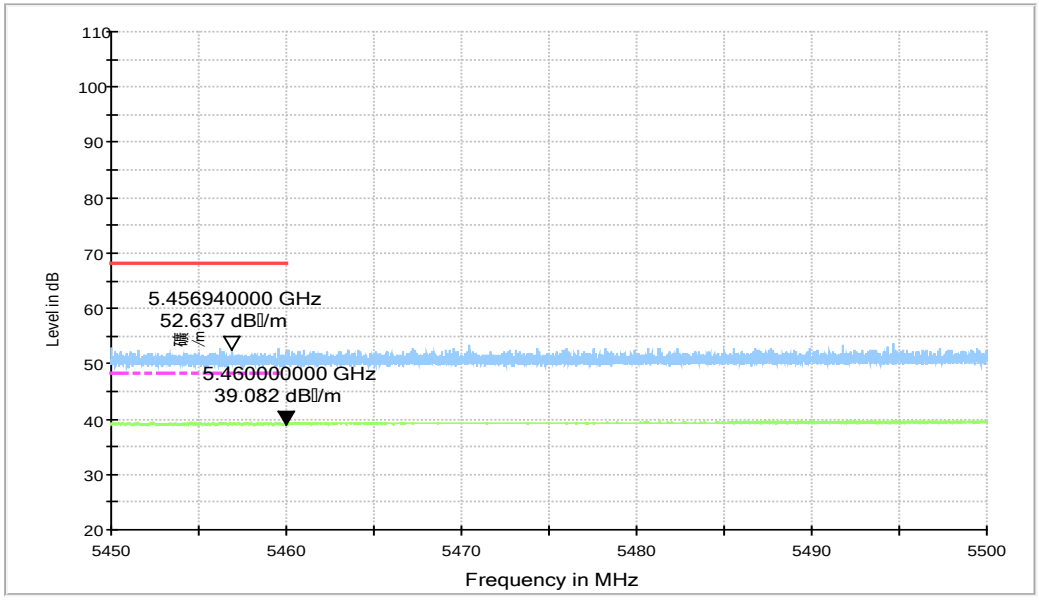

Fig.74 Band Edges (802.11ac-HT20, 5720MHz)

RE - Power-5.810GHz-5.925GHz

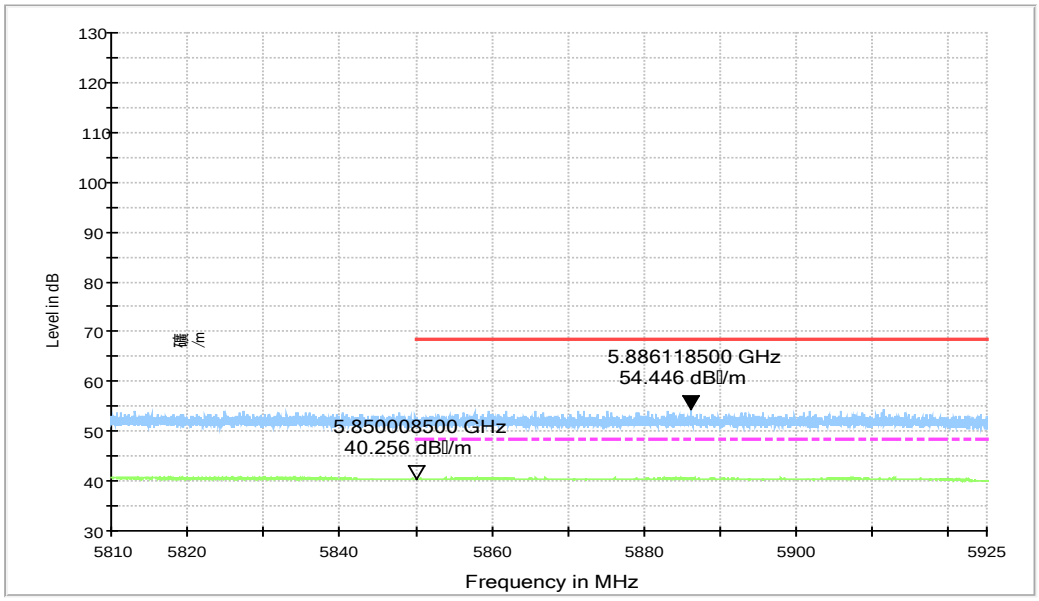

Fig.75 Band Edges (802.11ac-HT20, 5720MHz)

©Copyright. All rights reserved by CTTL.

RE - Power-5.125GHz-5.175GHz

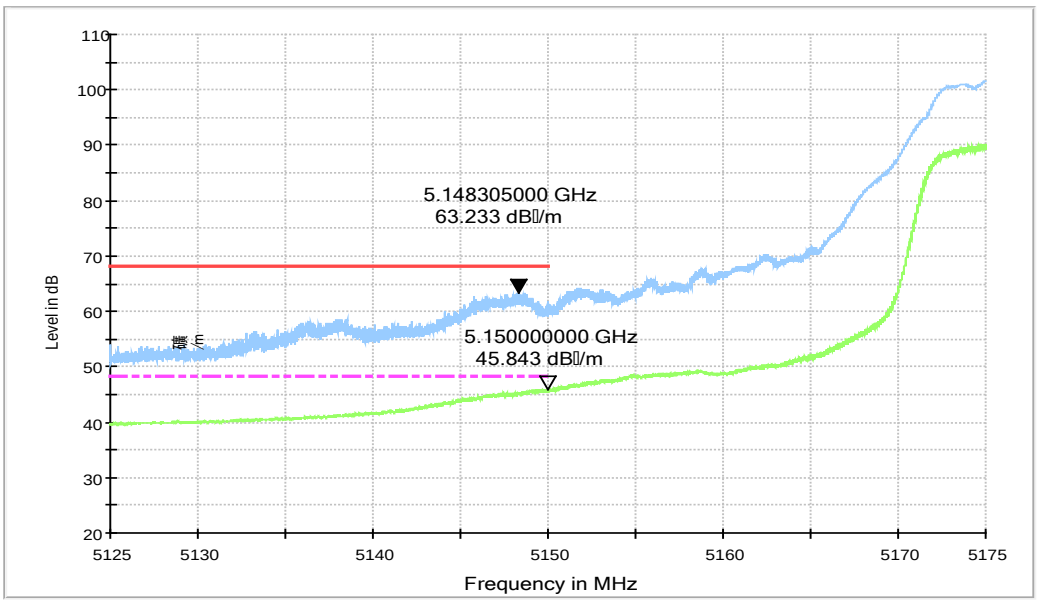

Fig.76 Band Edges (802.11ac-HT40, 5190MHz)

RE - Power-5.325GHz-5.375GHz

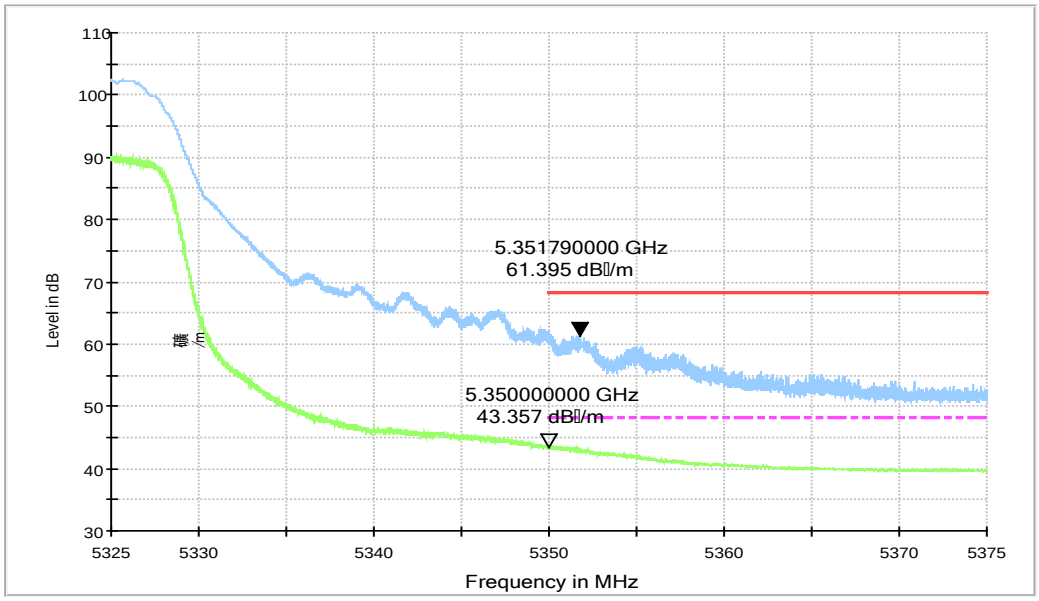

Fig.77 Band Edges (802.11ac-HT40, 5310MHz)

©Copyright. All rights reserved by CTTL.

RE - Power-5.45GHz-5.50GHz

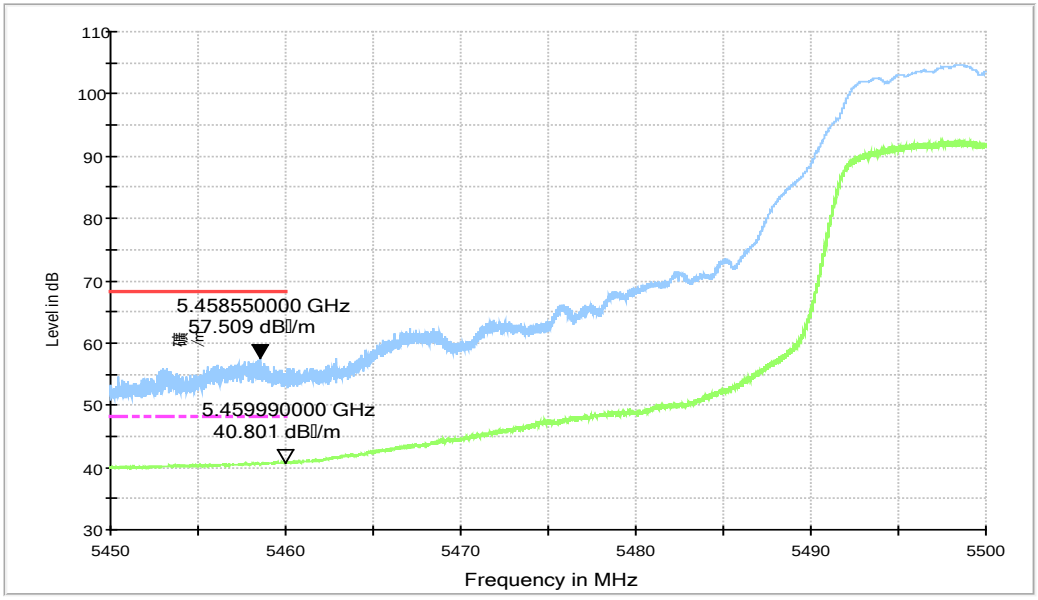

Fig.78 Band Edges (802.11ac-HT40, 5510MHz)

RE - Power-5.70GHz-5.75GHz

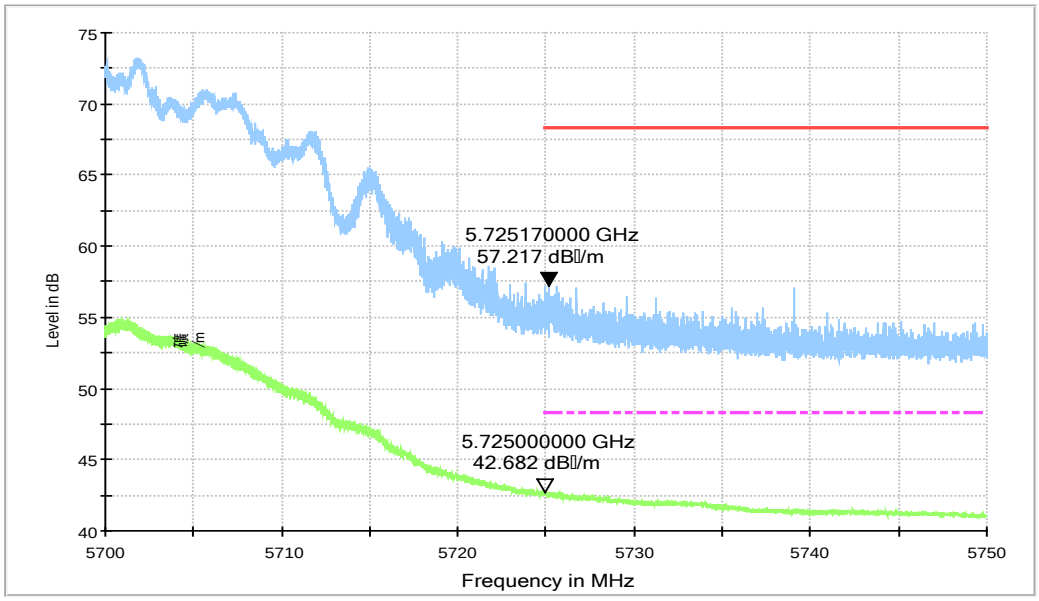

Fig.79 Band Edges (802.11ac-HT40, 5670MHz)

©Copyright. All rights reserved by CTTL.

RE - Power-5.45GHz-5.50GHz

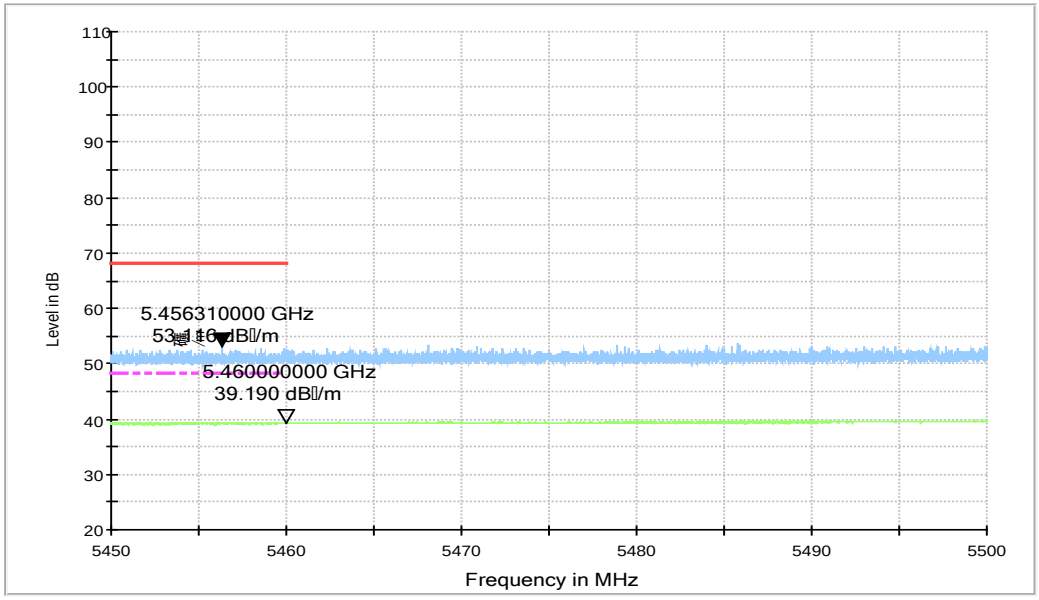

Fig.80 Band Edges (802.11ac-HT40, 5710MHz)

RE - Power-5.810GHz-5.925GHz

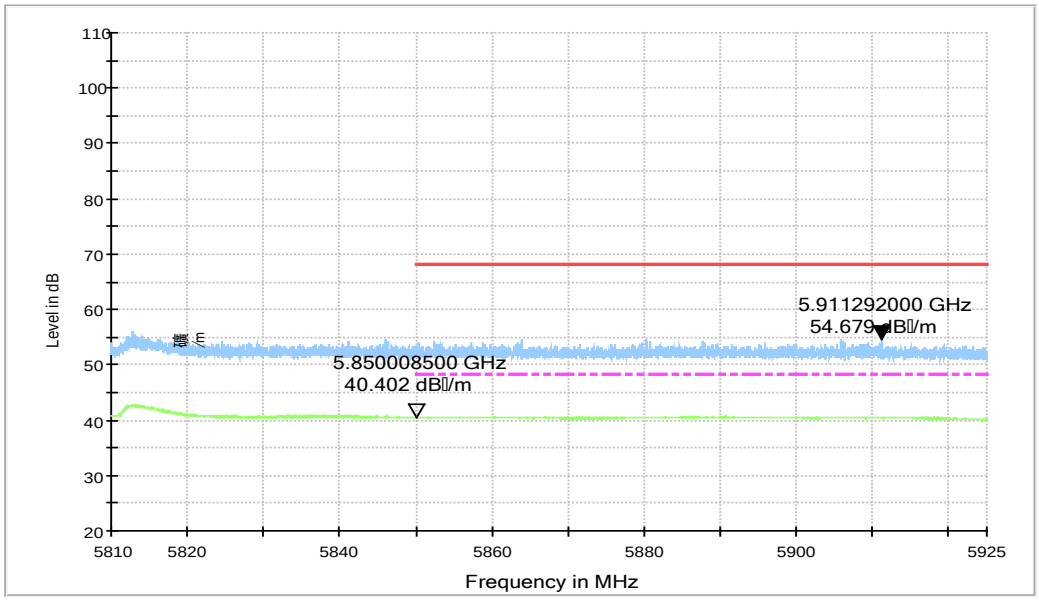

Fig.81 Band Edges (802.11ac-HT40, 5710MHz)

©Copyright. All rights reserved by CTTL.

RE - Power-5.125GHz-5.175GHz

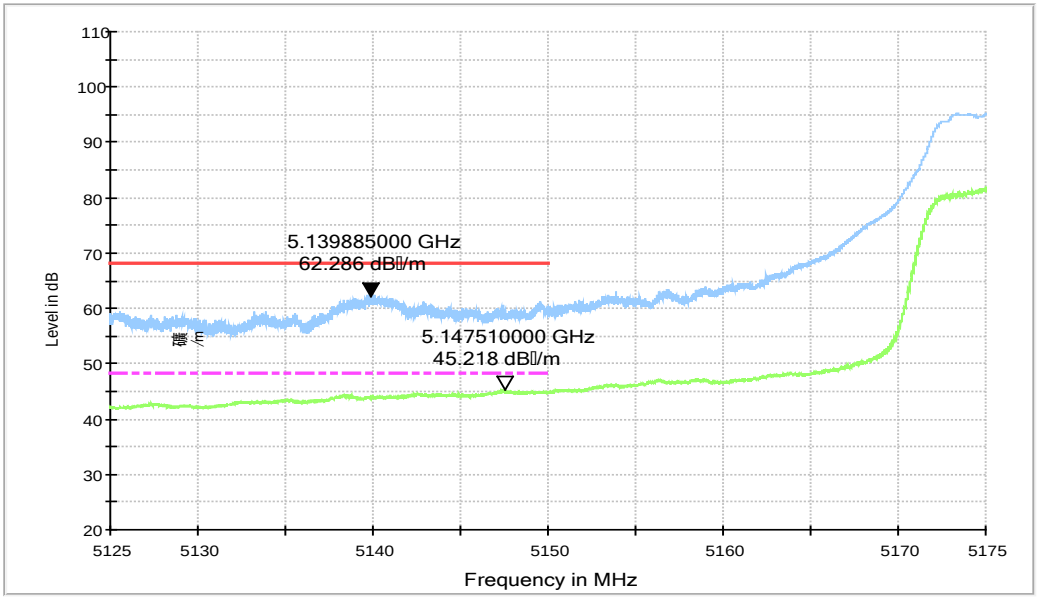

Fig.82 Band Edges (802.11ac-HT80, 5210MHz)

RE - Power-5.325GHz-5.375GHz

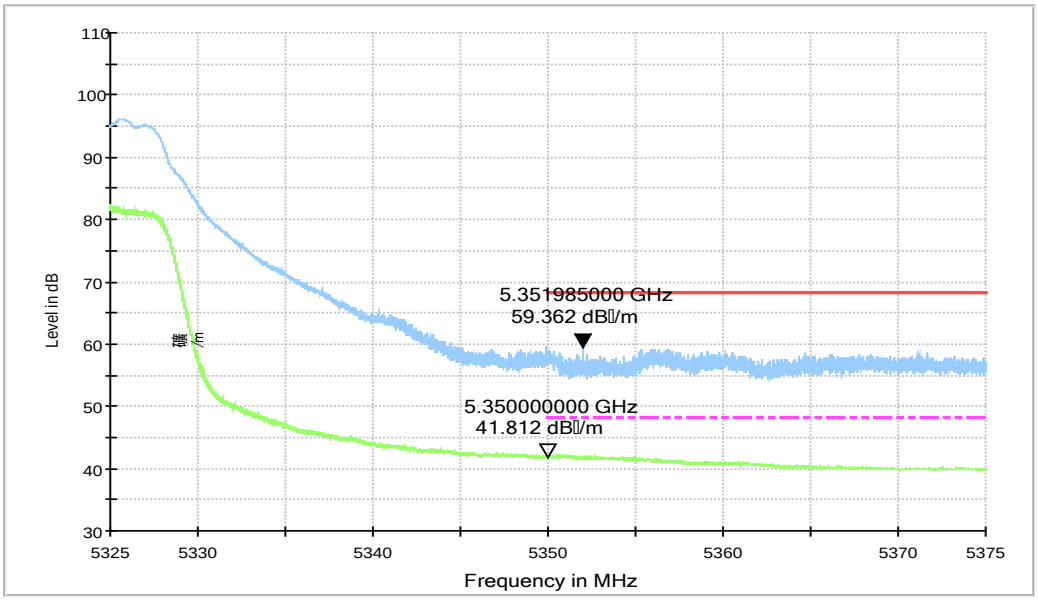

Fig.83 Band Edges (802.11ac-HT80, 5290MHz)

©Copyright. All rights reserved by CTTL.

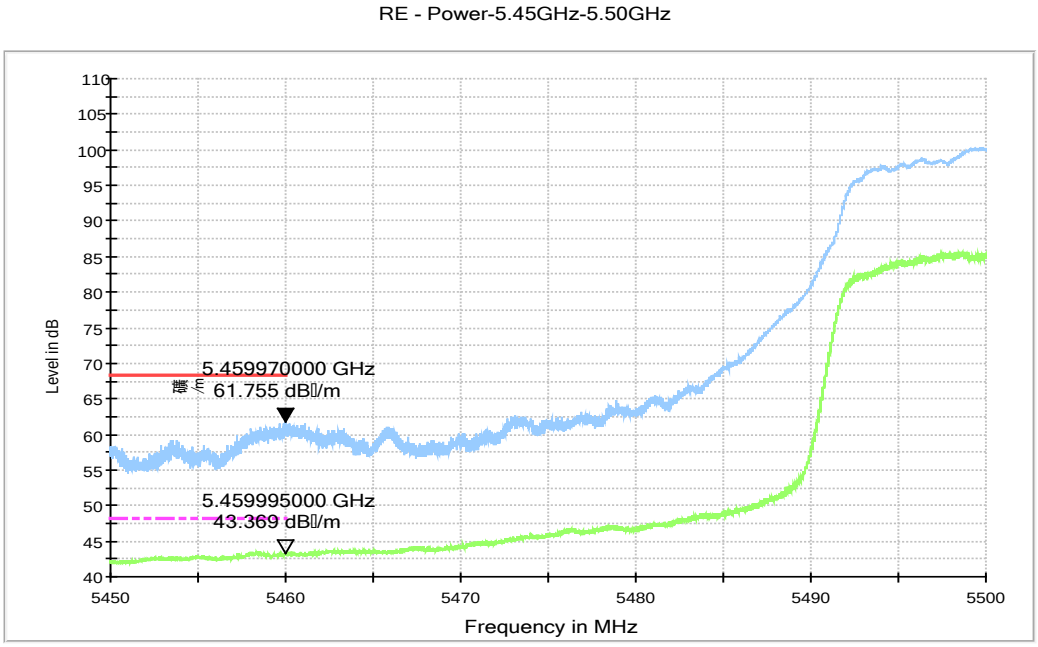

Fig.84 Band Edges (802.11ac-HT80, 5530MHz)

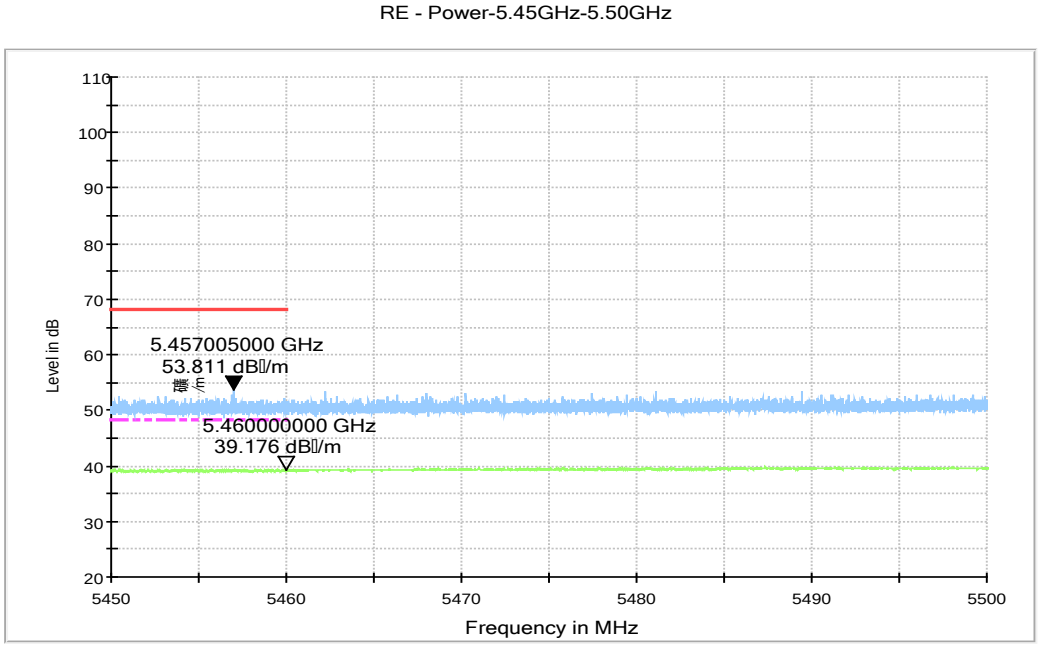

Fig.85 Band Edges (802.11ac-HT40, 5690MHz)

©Copyright. All rights reserved by CTTL.

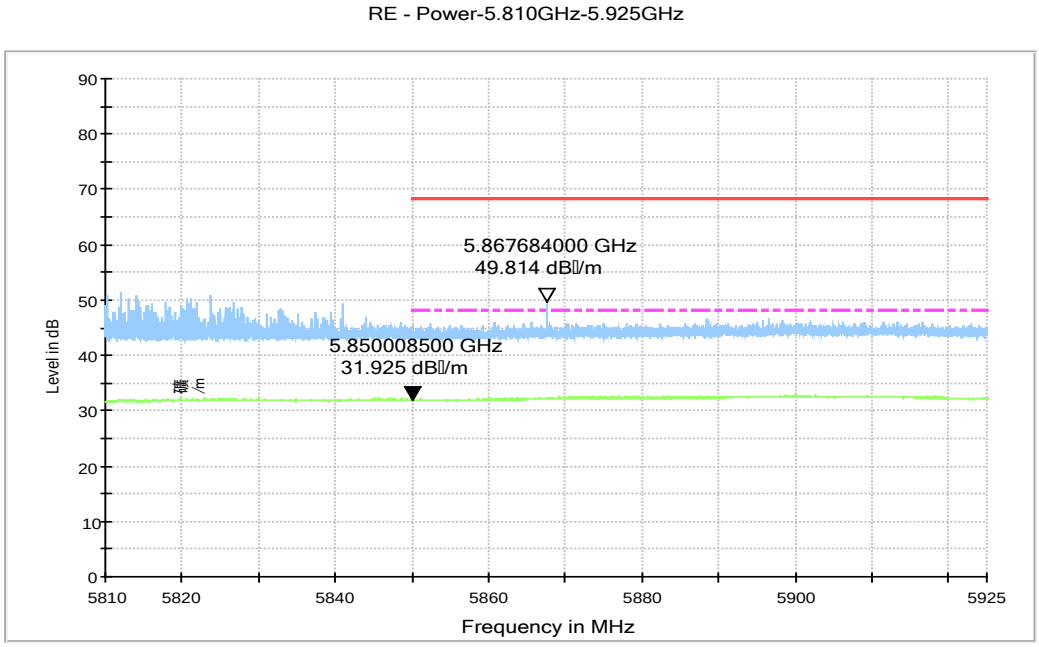

Fig.86 Band Edges (802.11ac-HT40, 5690MHz)

©Copyright. All rights reserved by CTTL.

A.6. Transmitter Spurious Emission

Measurement Limit:

Standard	Limit
FCC 47 CFR Part 15.407	-27 dBm/MHz

The measurement is made according to KDB 789033

In addition, radiated emissions which fall in the restricted bands, as defined in § 15.205(a), must also comply with the radiated emission limits specified in § 15.209(a) (see § 15.205(c)).

Limit in restricted band:

Frequency of emission (MHz)	Field strength(dBμV/m)	Measurement distance(m)
30-88	40.0	3
88-216	43.5	3
216-960	46.0	3
Above 960	54.0	3

Note: for frequency range below 960MHz, the limit in 15.209 is defined in 10m test distance. The limit used above is calculated from 10m to 3m

Measurement Results:

©Copyright. All rights reserved by CTTL.

802.11a mode

Mode	Channel	Frequency Range	Test Results	Conclusion
802.11a	36(5180MHz)	1 GHz ~ 3 GHz	---	P
		3 GHz ~ 7 GHz	---	P
		7 GHz ~ 18 GHz	---	P
	40(5200MHz)	30 MHz ~1 GHz	---	P
		1 GHz ~ 3 GHz	---	P
		3 GHz ~ 7 GHz	---	P
		7 GHz ~ 18 GHz	---	P
		18 GHz ~ 26.5 GHz	---	P
		26.5 GHz ~ 40 GHz	---	P
	48(5240MHz)	1 GHz ~ 3 GHz	---	P
		3 GHz ~ 7 GHz	---	P
		7 GHz ~ 18 GHz	---	P
	52(5260MHz)	1 GHz ~ 3 GHz	---	P
		3 GHz ~ 7 GHz	---	P
		7 GHz ~ 18 GHz	---	P
	56(5280MHz)	30 MHz ~1 GHz	---	P
		1 GHz ~ 3 GHz	---	P
		3 GHz ~ 7 GHz	---	P
		7 GHz ~ 18 GHz	---	P
		18 GHz ~ 26.5 GHz	---	P
		26.5 GHz ~ 40 GHz	---	P
	64(5320MHz)	1 GHz ~ 3 GHz	---	P
		3 GHz ~ 7 GHz	---	P
		7 GHz ~ 18 GHz	---	P
	100(5500MHz)	1 GHz ~ 3 GHz	---	P
		3 GHz ~ 7 GHz	---	P
		7 GHz ~ 18 GHz	---	P
	120(5600MHz)	30 MHz ~1 GHz	---	P
		1 GHz ~ 3 GHz	---	P
		3 GHz ~ 7 GHz	---	P
		7 GHz ~ 18 GHz	---	P
		18 GHz ~ 26.5 GHz	---	P
		26.5 GHz ~ 40 GHz	---	P
	140(5700MHz)	1 GHz ~ 3 GHz	---	P
		3 GHz ~ 7 GHz	---	P
		7 GHz ~ 18 GHz	---	P

©Copyright. All rights reserved by CTTL.

802.11n-HT20 mode

Mode	Channel	Frequency Range	Test Results	Conclusion
802.11n -HT20	36(5180MHz)	1 GHz ~ 3 GHz	---	P
		3 GHz ~ 7 GHz	---	P
		7 GHz ~ 18 GHz	---	P
	40(5200MHz)	30 MHz ~1 GHz	---	P
		1 GHz ~ 3 GHz	---	P
		3 GHz ~ 7 GHz	---	P
		7 GHz ~ 18 GHz	---	P
		18 GHz ~ 26.5 GHz	---	P
		26.5 GHz ~ 40 GHz	---	P
	48(5240MHz)	1 GHz ~ 3 GHz	---	P
		3 GHz ~ 7 GHz	---	P
		7 GHz ~ 18 GHz	---	P
	52(5260MHz)	1 GHz ~ 3 GHz	---	P
		3 GHz ~ 7 GHz	---	P
		7 GHz ~ 18 GHz	---	P
	56(5280MHz)	30 MHz ~1 GHz	---	P
		1 GHz ~ 3 GHz	---	P
		3 GHz ~ 7 GHz	---	P
		7 GHz ~ 18 GHz	---	P
		18 GHz ~ 26.5 GHz	---	P
		26.5 GHz ~ 40 GHz	---	P
	64(5320MHz)	1 GHz ~ 3 GHz	---	P
		3 GHz ~ 7 GHz	---	P
		7 GHz ~ 18 GHz	---	P
	100(5500MHz)	1 GHz ~ 3 GHz	---	P
		3 GHz ~ 7 GHz	---	P
		7 GHz ~ 18 GHz	---	P
	120(5600MHz)	30 MHz ~1 GHz	---	P
		1 GHz ~ 3 GHz	---	P
		3 GHz ~ 7 GHz	---	P
		7 GHz ~ 18 GHz	---	P
		18 GHz ~ 26.5 GHz	---	P
		26.5 GHz ~ 40 GHz	---	P
	140(5700MHz)	1 GHz ~ 3 GHz	---	P
		3 GHz ~ 7 GHz	---	P
		7 GHz ~ 18 GHz	---	P

©Copyright. All rights reserved by CTTL.

802.11n-HT40 mode

Mode	Channel	Frequency Range	Test Results	Conclusion
802.11n HT40	38(5190MHz)	30 MHz ~1 GHz	---	P
		1 GHz ~ 3 GHz	---	P
		3 GHz ~ 7 GHz	---	P
		7 GHz ~ 18 GHz	---	P
		18 GHz ~ 26.5 GHz	---	P
		26.5 GHz ~ 40 GHz	---	P
	46(5230MHz)	1 GHz ~ 3 GHz	---	P
		3 GHz ~ 7 GHz	---	P
		7 GHz ~ 18 GHz	---	P
	54(5270MHz)	30 MHz ~1 GHz	---	P
		1 GHz ~ 3 GHz	---	P
		3 GHz ~ 7 GHz	---	P
		7 GHz ~ 18 GHz	---	P
		18 GHz ~ 26.5 GHz	---	P
		26.5 GHz ~ 40 GHz	---	P
	62(5310MHz)	30 MHz ~1 GHz	---	P
		1 GHz ~ 3 GHz	---	P
		3 GHz ~ 7 GHz	---	P
		7 GHz ~ 18 GHz	---	P
		18 GHz ~ 26.5 GHz	---	P
		26.5 GHz ~ 40 GHz	---	P
	102(5510MHz)	30 MHz ~1 GHz	---	P
		1 GHz ~ 3 GHz	---	P
		3 GHz ~ 7 GHz	---	P
		7 GHz ~ 18 GHz	---	P
		18 GHz ~ 26.5 GHz	---	P
		26.5 GHz ~ 40 GHz	---	P
	118(5590MHz)	1 GHz ~ 3 GHz	---	P
		3 GHz ~ 7 GHz	---	P
		7 GHz ~ 18 GHz	---	P
	134(5670MHz)	30 MHz ~1 GHz	---	P
		1 GHz ~ 3 GHz	---	P
		3 GHz ~ 7 GHz	---	P
		7 GHz ~ 18 GHz	---	P
		18 GHz ~ 26.5 GHz	---	P
		26.5 GHz ~ 40 GHz	---	P

©Copyright. All rights reserved by CTTL.

802.11ac-HT20 mode

Mode	Channel	Frequency Range	Test Results	Conclusion
802.11ac -HT20	36(5180MHz)	1 GHz ~ 3 GHz	---	P
		3 GHz ~ 7 GHz	---	P
		7 GHz ~ 18 GHz	---	P
	40(5200MHz)	30 MHz ~1 GHz	---	P
		1 GHz ~ 3 GHz	---	P
		3 GHz ~ 7 GHz	---	P
		7 GHz ~ 18 GHz	---	P
		18 GHz ~ 26.5 GHz	---	P
		26.5 GHz ~ 40 GHz	---	P
	48(5240MHz)	1 GHz ~ 3 GHz	---	P
		3 GHz ~ 7 GHz	---	P
		7 GHz ~ 18 GHz	---	P
	52(5260MHz)	1 GHz ~ 3 GHz	---	P
		3 GHz ~ 7 GHz	---	P
		7 GHz ~ 18 GHz	---	P
	56(5280MHz)	30 MHz ~1 GHz	---	P
		1 GHz ~ 3 GHz	---	P
		3 GHz ~ 7 GHz	---	P
		7 GHz ~ 18 GHz	---	P
		18 GHz ~ 26.5 GHz	---	P
		26.5 GHz ~ 40 GHz	---	P
	64(5320MHz)	1 GHz ~ 3 GHz	---	P
		3 GHz ~ 7 GHz	---	P
		7 GHz ~ 18 GHz	---	P
	100(5500MHz)	1 GHz ~ 3 GHz	---	P
		3 GHz ~ 7 GHz	---	P
		7 GHz ~ 18 GHz	---	P
	120(5600MHz)	30 MHz ~1 GHz	---	P
		1 GHz ~ 3 GHz	---	P
		3 GHz ~ 7 GHz	---	P
		7 GHz ~ 18 GHz	---	P
		18 GHz ~ 26.5 GHz	---	P
		26.5 GHz ~ 40 GHz	---	P
	140(5700MHz)	1 GHz ~ 3 GHz	---	P
		3 GHz ~ 7 GHz	---	P
		7 GHz ~ 18 GHz	---	P

©Copyright. All rights reserved by CTTL.

802.11ac-HT40 mode

Mode	Channel	Frequency Range	Test Results	Conclusion
802.11ac HT40	38(5190MHz)	30 MHz ~1 GHz	---	P
		1 GHz ~ 3 GHz	---	P
		3 GHz ~ 7 GHz	---	P
		7 GHz ~ 18 GHz	---	P
		18 GHz ~ 26.5 GHz	---	P
		26.5 GHz ~ 40 GHz	---	P
	46(5230MHz)	1 GHz ~ 3 GHz	---	P
		3 GHz ~ 7 GHz	---	P
		7 GHz ~ 18 GHz	---	P
	54(5270MHz)	30 MHz ~1 GHz	---	P
		1 GHz ~ 3 GHz	---	P
		3 GHz ~ 7 GHz	---	P
		7 GHz ~ 18 GHz	---	P
		18 GHz ~ 26.5 GHz	---	P
		26.5 GHz ~ 40 GHz	---	P
	62(5310MHz)	30 MHz ~1 GHz	---	P
		1 GHz ~ 3 GHz	---	P
		3 GHz ~ 7 GHz	---	P
		7 GHz ~ 18 GHz	---	P
		18 GHz ~ 26.5 GHz	---	P
		26.5 GHz ~ 40 GHz	---	P
	102(5510MHz)	30 MHz ~1 GHz	---	P
		1 GHz ~ 3 GHz	---	P
		3 GHz ~ 7 GHz	---	P
		7 GHz ~ 18 GHz	---	P
		18 GHz ~ 26.5 GHz	---	P
		26.5 GHz ~ 40 GHz	---	P
	118(5590MHz)	1 GHz ~ 3 GHz	---	P
		3 GHz ~ 7 GHz	---	P
		7 GHz ~ 18 GHz	---	P
	134(5670MHz)	30 MHz ~1 GHz	---	P
		1 GHz ~ 3 GHz	---	P
		3 GHz ~ 7 GHz	---	P
		7 GHz ~ 18 GHz	---	P
		18 GHz ~ 26.5 GHz	---	P
		26.5 GHz ~ 40 GHz	---	P

©Copyright. All rights reserved by CTTL.

802.11ac-HT80 mode

Mode	Channel	Frequency Range	Test Results	Conclusion
802.11ac –HT80	42(5210MHz)	1 GHz ~ 3 GHz	---	P
		3 GHz ~ 7 GHz	---	P
		7 GHz ~ 18 GHz	---	P
	58(5290MHz)	30 MHz ~1 GHz	---	P
		1 GHz ~ 3 GHz	---	P
		3 GHz ~ 7 GHz	---	P
		7 GHz ~ 18 GHz	---	P
		18 GHz ~ 26.5 GHz	---	P
		26.5 GHz ~ 40 GHz	---	P
	106(5530MHz)	1 GHz ~ 3 GHz	---	P
		3 GHz ~ 7 GHz	---	P
		7 GHz ~ 18 GHz	---	P

Conclusion: PASS

Note:

A "reference path loss" is established and the A_{Rpl} is the attenuation of “reference path loss”, and including the gain of receive antenna, the gain of the preamplifier, the cable loss.

P_{Mea} is the field strength recorded from the instrument.

The measurement results are obtained as described below:

Result=P_{Mea}+$A_{Rpl=}$ P_{Mea}+Cable Loss+Antenna Factor

©Copyright. All rights reserved by CTTL.

AVERAGE Results:

802.11a

Channel 36

Frequency (MHz)	Measurement Result (dBμV/m)	Cable loss (dB)	Antenna Factor (dB/m)	Receiver Reading (dBμV)	Limit (dBμV/m)	Margin (dB)	Antenna Pol. (H/V)
5127.600	39.5	-32.3	34.3	37.55	54.0	14.5	H
5150.000	33.6	-32.4	34.3	31.65	54.0	20.4	H
10359.400	40.0	-29.3	37.5	31.77	54.0	14.0	H
15540.400	37.3	-25.0	40.2	22.07	54.0	16.7	H
17019.900	39.4	-23.5	41.7	21.29	54.0	14.6	H
17929.600	39.2	-23.0	41.3	20.93	54.0	14.8	H

Channel 40

Frequency (MHz)	Measurement Result (dBμV/m)	Cable loss (dB)	Antenna Factor (dB/m)	Receiver Reading (dBμV)	Limit (dBμV/m)	Margin (dB)	Antenna Pol. (H/V)
5147.600	38.5	-32.4	34.3	36.57	54.0	15.5	H
5252.400	38.3	-32.6	34.4	36.44	54.0	15.7	H
10400.100	40.4	-29.4	37.5	32.27	54.0	13.6	H
15599.800	37.2	-25.0	40.3	21.92	54.0	16.8	H
17035.300	39.3	-23.5	41.7	21.13	54.0	14.7	H
17719.500	39.2	-23.1	41.2	21.00	54.0	14.8	H

Channel 48

Frequency (MHz)	Measurement Result (dBμV/m)	Cable loss (dB)	Antenna Factor (dB/m)	Receiver Reading (dBμV)	Limit (dBμV/m)	Margin (dB)	Antenna Pol. (H/V)
5187.200	38.9	-32.1	34.4	36.69	54.0	15.1	H
5292.400	38.8	-32.1	34.4	36.47	54.0	15.2	H
10479.300	39.2	-29.6	37.6	31.14	54.0	14.8	H
15719.700	37.5	-24.5	40.5	21.59	54.0	16.5	H
17051.800	39.4	-23.5	41.6	21.26	54.0	14.6	H
17906.500	39.2	-23.0	41.3	20.91	54.0	14.8	H

©Copyright. All rights reserved by CTTL.

Channel 52

Frequency (MHz)	Measurement Result (dBμV/m)	Cable loss (dB)	Antenna Factor (dB/m)	Receiver Reading (dBμV)	Limit (dBμV/m)	Margin (dB)	Antenna Pol. (H/V)
5207.200	43.5	-26.1	34.4	35.20	54.0	10.5	H
5312.400	42.9	-25.9	34.5	34.32	54.0	11.1	H
10520.000	39.6	-29.6	37.6	31.61	54.0	14.4	H
15780.200	37.2	-24.3	40.5	21.06	54.0	16.8	H
17056.200	39.3	-23.5	41.6	21.13	54.0	14.7	H
17718.400	39.2	-23.1	41.2	21.05	54.0	14.8	H

Channel 56

Frequency (MHz)	Measurement Result (dBμV/m)	Cable loss (dB)	Antenna Factor (dB/m)	Receiver Reading (dBμV)	Limit (dBμV/m)	Margin (dB)	Antenna Pol. (H/V)
5227.600	42.7	-26.3	34.4	34.60	54.0	11.3	H
5332.400	42.9	-25.7	34.5	34.17	54.0	11.1	H
10559.600	38.2	-29.6	37.6	30.19	54.0	15.8	H
15839.600	38.0	-24.3	40.6	21.76	54.0	16.0	H
17015.500	39.4	-23.6	41.7	21.30	54.0	14.6	H
17913.100	39.2	-23.0	41.3	20.91	54.0	14.8	H

Channel 64

Frequency (MHz)	Measurement Result (dBμV/m)	Cable loss (dB)	Antenna Factor (dB/m)	Receiver Reading (dBμV)	Limit (dBμV/m)	Margin (dB)	Antenna Pol. (H/V)
5350.000	39.0	-25.6	34.5	30.06	54.0	15.0	H
5372.400	42.9	-25.5	34.5	33.92	54.0	11.1	H
10639.900	38.3	-29.5	37.7	30.15	54.0	15.7	H
15959.500	38.0	-24.3	40.8	21.54	54.0	16.0	H
17054.000	39.4	-23.5	41.6	21.24	54.0	14.6	H
17723.900	39.2	-23.1	41.2	21.01	54.0	14.8	H

©Copyright. All rights reserved by CTTL.

Channel 100

Frequency (MHz)	Measurement Result (dBμV/m)	Cable loss (dB)	Antenna Factor (dB/m)	Receiver Reading (dBμV)	Limit (dBμV/m)	Margin (dB)	Antenna Pol. (H/V)
5456.800	38.6	-25.4	34.6	29.48	54.0	15.4	H
5458.800	38.6	-25.4	34.6	29.46	54.0	15.4	H
10999.600	44.0	-29.3	37.9	35.35	54.0	10.0	H
16499.600	38.6	-23.7	41.4	20.92	54.0	15.4	H
17017.700	39.3	-23.6	41.7	21.16	54.0	14.7	H
17731.600	39.2	-23.1	41.2	20.98	54.0	14.8	H

Channel 120

Frequency (MHz)	Measurement Result (dBμV/m)	Cable loss (dB)	Antenna Factor (dB/m)	Receiver Reading (dBμV)	Limit (dBμV/m)	Margin (dB)	Antenna Pol. (H/V)
5547.600	42.8	-25.1	34.7	33.19	54.0	11.2	H
5652.400	42.3	-25.1	34.8	32.60	54.0	11.7	H
11199.800	47.2	-28.6	38.1	37.69	54.0	6.8	H
16799.900	38.9	-23.4	41.6	20.71	54.0	15.1	H
17117.800	39.3	-23.4	41.6	21.09	54.0	14.7	H
17720.600	39.3	-23.1	41.2	21.08	54.0	14.7	H

Channel 140

Frequency (MHz)	Measurement Result (dBμV/m)	Cable loss (dB)	Antenna Factor (dB/m)	Receiver Reading (dBμV)	Limit (dBμV/m)	Margin (dB)	Antenna Pol. (H/V)
5725.200	41.7	-24.8	34.9	31.69	54.0	12.3	H
5725.600	41.7	-24.8	34.9	31.64	54.0	12.3	H
11400.000	50.6	-28.7	38.4	40.89	54.0	3.4	H
17093.600	39.9	-23.4	41.6	21.68	54.0	14.1	H
17100.200	39.9	-23.4	41.6	21.67	54.0	14.1	H
17913.100	39.5	-23.0	41.3	21.27	54.0	14.5	H

©Copyright. All rights reserved by CTTL.

802.11n-HT20

Channel 36

Frequency (MHz)	Measurement Result (dBμV/m)	Cable loss (dB)	Antenna Factor (dB/m)	Receiver Reading (dBμV)	Limit (dBμV/m)	Margin (dB)	Antenna Pol. (H/V)
5128.400	39.9	-32.3	34.3	37.93	54.0	14.1	H
5150.000	34.4	-32.4	34.3	32.50	54.0	19.6	H
10359.400	40.3	-29.3	37.5	32.04	54.0	13.7	H
15540.400	37.4	-25.0	40.2	22.15	54.0	16.6	H
17011.100	39.4	-23.6	41.7	21.27	54.0	14.6	H
17733.800	39.2	-23.1	41.2	21.02	54.0	14.8	H

Channel 40

Frequency (MHz)	Measurement Result (dBμV/m)	Cable loss (dB)	Antenna Factor (dB/m)	Receiver Reading (dBμV)	Limit (dBμV/m)	Margin (dB)	Antenna Pol. (H/V)
5148.400	39.4	-32.4	34.3	37.49	54.0	14.6	H
5252.000	38.1	-32.6	34.4	36.30	54.0	15.9	H
10400.100	40.4	-29.4	37.5	32.30	54.0	13.6	H
15599.800	37.3	-25.0	40.3	22.01	54.0	16.7	H
17023.200	39.4	-23.5	41.7	21.29	54.0	14.6	H
17928.500	39.2	-23.0	41.3	20.88	54.0	14.8	H

Channel 48

Frequency (MHz)	Measurement Result (dBμV/m)	Cable loss (dB)	Antenna Factor (dB/m)	Receiver Reading (dBμV)	Limit (dBμV/m)	Margin (dB)	Antenna Pol. (H/V)
5188.000	41.1	-32.1	34.4	38.87	54.0	12.9	H
5292.000	40.0	-32.1	34.4	37.66	54.0	14.0	H
10479.300	39.2	-29.6	37.6	31.17	54.0	14.8	H
15719.700	37.6	-24.5	40.5	21.68	54.0	16.4	H
17015.500	39.4	-23.6	41.7	21.30	54.0	14.6	H
17913.100	39.3	-23.0	41.3	21.04	54.0	14.7	H

©Copyright. All rights reserved by CTTL.

Channel 52

Frequency (MHz)	Measurement Result (dBμV/m)	Cable loss (dB)	Antenna Factor (dB/m)	Receiver Reading (dBμV)	Limit (dBμV/m)	Margin (dB)	Antenna Pol. (H/V)
5208.000	44.1	-26.1	34.4	35.82	54.0	9.9	H
5312.000	43.2	-25.9	34.5	34.67	54.0	10.8	H
10520.000	39.2	-29.6	37.6	31.24	54.0	14.8	H
15780.200	37.3	-24.3	40.5	21.07	54.0	16.7	H
17015.500	39.4	-23.6	41.7	21.29	54.0	14.6	H
17712.900	39.1	-23.1	41.2	20.94	54.0	14.9	H

Channel 56

Frequency (MHz)	Measurement Result (dBμV/m)	Cable loss (dB)	Antenna Factor (dB/m)	Receiver Reading (dBμV)	Limit (dBμV/m)	Margin (dB)	Antenna Pol. (H/V)
5228.000	42.9	-26.3	34.4	34.88	54.0	11.1	H
5331.600	43.3	-25.7	34.5	34.60	54.0	10.7	H
10559.600	38.3	-29.6	37.6	30.23	54.0	15.7	H
15839.600	38.1	-24.3	40.6	21.82	54.0	15.9	H
17049.600	39.4	-23.5	41.6	21.26	54.0	14.6	H
17927.400	39.3	-23.0	41.3	21.00	54.0	14.7	H

Channel 64

Frequency (MHz)	Measurement Result (dBμV/m)	Cable loss (dB)	Antenna Factor (dB/m)	Receiver Reading (dBμV)	Limit (dBμV/m)	Margin (dB)	Antenna Pol. (H/V)
5268.400	43.0	-26.4	34.4	34.95	54.0	11.0	H
5371.600	43.3	-25.5	34.5	34.27	54.0	10.7	H
10639.900	38.3	-29.5	37.7	30.17	54.0	15.7	H
15959.500	37.9	-24.3	40.8	21.47	54.0	16.1	H
17082.600	39.3	-23.4	41.6	21.12	54.0	14.7	H
17719.500	39.2	-23.1	41.2	21.01	54.0	14.8	H

©Copyright. All rights reserved by CTTL.

Channel 100

Frequency (MHz)	Measurement Result (dBμV/m)	Cable loss (dB)	Antenna Factor (dB/m)	Receiver Reading (dBμV)	Limit (dBμV/m)	Margin (dB)	Antenna Pol. (H/V)
5459.200	38.8	-25.4	34.6	29.59	54.0	15.2	H
5460.000	38.8	-25.4	34.6	29.60	54.0	15.2	H
10999.600	43.8	-29.3	37.9	35.19	54.0	10.2	H
16499.600	38.5	-23.7	41.4	20.86	54.0	15.5	H
17056.200	39.3	-23.5	41.6	21.13	54.0	14.7	H
17929.600	39.2	-23.0	41.3	20.90	54.0	14.8	H

Channel 120

Frequency (MHz)	Measurement Result (dBμV/m)	Cable loss (dB)	Antenna Factor (dB/m)	Receiver Reading (dBμV)	Limit (dBμV/m)	Margin (dB)	Antenna Pol. (H/V)
5548.000	43.2	-25.1	34.7	33.66	54.0	10.8	H
5651.600	42.7	-25.1	34.8	33.01	54.0	11.3	H
11199.800	46.6	-28.6	38.1	37.06	54.0	7.4	H
16799.900	39.4	-23.4	41.6	21.15	54.0	14.6	H
16942.900	39.6	-23.4	41.7	21.38	54.0	14.4	H
17710.700	39.5	-23.1	41.2	21.36	54.0	14.5	H

Channel 140

Frequency (MHz)	Measurement Result (dBμV/m)	Cable loss (dB)	Antenna Factor (dB/m)	Receiver Reading (dBμV)	Limit (dBμV/m)	Margin (dB)	Antenna Pol. (H/V)
5725.200	42.4	-24.8	34.9	32.34	54.0	11.6	H
5725.600	42.2	-24.8	34.9	32.18	54.0	11.8	H
11398.900	50.2	-28.7	38.4	40.45	54.0	3.8	H
17100.200	40.1	-23.4	41.6	21.86	54.0	13.9	H
17106.800	40.0	-23.4	41.6	21.83	54.0	14.0	H
17912.000	39.7	-23.0	41.3	21.41	54.0	14.3	H

©Copyright. All rights reserved by CTTL.

802.11n-HT40

Channel 38

Frequency (MHz)	Measurement Result (dBμV/m)	Cable loss (dB)	Antenna Factor (dB/m)	Receiver Reading (dBμV)	Limit (dBμV/m)	Margin (dB)	Antenna Pol. (H/V)
5148.000	42.8	-26.4	34.3	34.89	54.0	11.2	H
5150.000	43.3	-26.4	34.3	35.39	54.0	10.7	H
10379.200	38.8	-29.3	37.5	30.68	54.0	15.2	H
15570.100	37.3	-25.0	40.3	22.08	54.0	16.7	H
16996.800	39.3	-23.6	41.7	21.15	54.0	14.7	H
17729.400	39.3	-23.1	41.2	21.12	54.0	14.7	H

Channel 46

Frequency (MHz)	Measurement Result (dBμV/m)	Cable loss (dB)	Antenna Factor (dB/m)	Receiver Reading (dBμV)	Limit (dBμV/m)	Margin (dB)	Antenna Pol. (H/V)
5127.200	39.3	-26.3	34.3	31.34	54.0	14.7	H
5333.200	40.1	-25.7	34.5	31.38	54.0	13.9	H
10459.500	40.8	-29.5	37.6	32.76	54.0	13.2	H
15690.000	37.4	-24.6	40.4	21.59	54.0	16.6	H
17049.600	39.4	-23.5	41.6	21.26	54.0	14.6	H
17720.600	39.2	-23.1	41.2	21.02	54.0	14.8	H

Channel 54

Frequency (MHz)	Measurement Result (dBμV/m)	Cable loss (dB)	Antenna Factor (dB/m)	Receiver Reading (dBμV)	Limit (dBμV/m)	Margin (dB)	Antenna Pol. (H/V)
5167.200	39.8	-26.3	34.3	31.69	54.0	14.3	H
5372.800	39.0	-25.5	34.5	29.97	54.0	15.0	H
10539.800	39.5	-29.6	37.6	31.45	54.0	14.5	H
15809.900	37.8	-24.3	40.6	21.54	54.0	16.2	H
17052.900	39.6	-23.5	41.6	21.42	54.0	14.4	H
17725.000	39.2	-23.1	41.2	20.99	54.0	14.8	H

©Copyright. All rights reserved by CTTL.

Channel 62

Frequency (MHz)	Measurement Result (dBμV/m)	Cable loss (dB)	Antenna Factor (dB/m)	Receiver Reading (dBμV)	Limit (dBμV/m)	Margin (dB)	Antenna Pol. (H/V)
5350.800	41.6	-25.6	34.5	32.67	54.0	12.4	H
5351.600	41.6	-25.5	34.5	32.63	54.0	12.4	H
10620.100	37.5	-29.6	37.7	29.41	54.0	16.5	H
15929.800	37.8	-24.3	40.7	21.39	54.0	16.2	H
17023.200	39.3	-23.5	41.7	21.16	54.0	14.7	H
17718.400	39.2	-23.1	41.2	20.99	54.0	14.8	H

Channel 102

Frequency (MHz)	Measurement Result (dBμV/m)	Cable loss (dB)	Antenna Factor (dB/m)	Receiver Reading (dBμV)	Limit (dBμV/m)	Margin (dB)	Antenna Pol. (H/V)
5456.400	39.2	-25.4	34.6	30.03	54.0	14.8	H
5460.000	39.4	-25.4	34.6	30.23	54.0	14.6	H
11019.400	41.1	-29.2	37.9	32.42	54.0	12.9	H
16530.400	38.5	-23.8	41.4	20.89	54.0	15.5	H
17022.100	39.3	-23.5	41.7	21.17	54.0	14.7	H
17728.300	39.2	-23.1	41.2	21.00	54.0	14.8	H

Channel 118

Frequency (MHz)	Measurement Result (dBμV/m)	Cable loss (dB)	Antenna Factor (dB/m)	Receiver Reading (dBμV)	Limit (dBμV/m)	Margin (dB)	Antenna Pol. (H/V)
5456.400	38.4	-25.4	34.6	29.29	54.0	15.6	H
5726.400	40.0	-24.8	34.9	29.94	54.0	14.0	H
11180.000	43.8	-28.7	38.1	34.34	54.0	10.2	H
16770.200	38.9	-23.4	41.6	20.72	54.0	15.1	H
17010.000	39.3	-23.6	41.7	21.18	54.0	14.7	H
17744.800	39.2	-23.1	41.2	21.03	54.0	14.8	H

©Copyright. All rights reserved by CTTL.

Channel 134

Frequency (MHz)	Measurement Result (dBμV/m)	Cable loss (dB)	Antenna Factor (dB/m)	Receiver Reading (dBμV)	Limit (dBμV/m)	Margin (dB)	Antenna Pol. (H/V)
5726.000	40.6	-24.8	34.9	30.60	54.0	13.4	H
5772.400	40.3	-24.8	34.9	30.13	54.0	13.7	H
11339.500	45.0	-28.9	38.3	35.52	54.0	9.0	H
17010.000	39.4	-23.6	41.7	21.27	54.0	14.6	H
17013.300	39.4	-23.6	41.7	21.28	54.0	14.6	H
17725.000	39.2	-23.1	41.2	21.03	54.0	14.8	H

802.11ac-HT20

Channel 36

Frequency (MHz)	Measurement Result (dBμV/m)	Cable loss (dB)	Antenna Factor (dB/m)	Receiver Reading (dBμV)	Limit (dBμV/m)	Margin (dB)	Antenna Pol. (H/V)
5128.400	39.6	-32.3	34.3	37.62	54.0	14.4	H
5150.000	34.4	-32.4	34.3	32.51	54.0	19.6	H
10359.400	40.0	-29.3	37.5	31.80	54.0	14.0	H
15540.000	37.3	-25.0	40.2	22.10	54.0	16.7	H
17015.500	39.4	-23.6	41.7	21.26	54.0	14.6	H
17931.800	39.3	-23.0	41.3	20.99	54.0	14.7	H

Channel 40

Frequency (MHz)	Measurement Result (dBμV/m)	Cable loss (dB)	Antenna Factor (dB/m)	Receiver Reading (dBμV)	Limit (dBμV/m)	Margin (dB)	Antenna Pol. (H/V)
5148.400	39.3	-32.4	34.3	37.40	54.0	14.7	H
5252.000	37.7	-32.6	34.4	35.90	54.0	16.3	H
10400.100	40.5	-29.4	37.5	32.37	54.0	13.5	H
15599.800	37.2	-25.0	40.3	21.92	54.0	16.8	H
17052.900	39.4	-23.5	41.6	21.27	54.0	14.6	H
17930.700	39.3	-23.0	41.3	21.02	54.0	14.7	H

©Copyright. All rights reserved by CTTL.

Channel 48

Frequency (MHz)	Measurement Result (dBμV/m)	Cable loss (dB)	Antenna Factor (dB/m)	Receiver Reading (dBμV)	Limit (dBμV/m)	Margin (dB)	Antenna Pol. (H/V)
5188.400	40.8	-32.1	34.4	38.53	54.0	13.2	H
5292.000	39.6	-32.1	34.4	37.32	54.0	14.4	H
10479.300	39.2	-29.6	37.6	31.15	54.0	14.8	H
15719.700	37.7	-24.5	40.5	21.72	54.0	16.3	H
17004.500	39.4	-23.6	41.7	21.24	54.0	14.6	H
17929.600	39.3	-23.0	41.3	20.99	54.0	14.7	H

Channel 52

Frequency (MHz)	Measurement Result (dBμV/m)	Cable loss (dB)	Antenna Factor (dB/m)	Receiver Reading (dBμV)	Limit (dBμV/m)	Margin (dB)	Antenna Pol. (H/V)
5208.400	44.1	-26.1	34.4	35.85	54.0	9.9	H
5312.200	43.2	-25.9	34.5	34.69	54.0	10.8	H
10520.000	39.4	-29.6	37.6	31.38	54.0	14.6	H
15780.200	37.2	-24.3	40.5	21.06	54.0	16.8	H
17047.400	39.3	-23.5	41.7	21.16	54.0	14.7	H
17733.800	39.3	-23.1	41.2	21.10	54.0	14.7	H

Channel 56

Frequency (MHz)	Measurement Result (dBμV/m)	Cable loss (dB)	Antenna Factor (dB/m)	Receiver Reading (dBμV)	Limit (dBμV/m)	Margin (dB)	Antenna Pol. (H/V)
5228.000	43.1	-26.3	34.4	35.03	54.0	10.9	H
5331.600	43.4	-25.7	34.5	34.64	54.0	10.6	H
10559.600	38.1	-29.6	37.6	30.09	54.0	15.9	H
15839.600	38.0	-24.3	40.6	21.70	54.0	16.0	H
17011.100	39.4	-23.6	41.7	21.30	54.0	14.6	H
17719.500	39.2	-23.1	41.2	21.01	54.0	14.8	H

©Copyright. All rights reserved by CTTL.

Channel 64

Frequency (MHz)	Measurement Result (dBμV/m)	Cable loss (dB)	Antenna Factor (dB/m)	Receiver Reading (dBμV)	Limit (dBμV/m)	Margin (dB)	Antenna Pol. (H/V)
5350.000	39.1	-25.6	34.5	30.18	54.0	14.9	H
5372.000	43.3	-25.5	34.5	34.33	54.0	10.7	H
10639.900	38.0	-29.5	37.7	29.88	54.0	16.0	H
15959.500	38.0	-24.3	40.8	21.54	54.0	16.0	H
17022.100	39.3	-23.5	41.7	21.15	54.0	14.7	H
17717.300	39.2	-23.1	41.2	20.99	54.0	14.8	H

Channel 100

Frequency (MHz)	Measurement Result (dBμV/m)	Cable loss (dB)	Antenna Factor (dB/m)	Receiver Reading (dBμV)	Limit (dBμV/m)	Margin (dB)	Antenna Pol. (H/V)
5457.600	38.6	-25.4	34.6	29.47	54.0	15.4	H
5460.000	38.7	-25.4	34.6	29.53	54.0	15.3	H
10999.600	43.6	-29.3	37.9	34.98	54.0	10.4	H
16499.600	38.5	-23.7	41.4	20.88	54.0	15.5	H
17005.600	39.2	-23.6	41.7	21.10	54.0	14.8	H
17929.600	39.2	-23.0	41.3	20.94	54.0	14.8	H

Channel 120

Frequency (MHz)	Measurement Result (dBμV/m)	Cable loss (dB)	Antenna Factor (dB/m)	Receiver Reading (dBμV)	Limit (dBμV/m)	Margin (dB)	Antenna Pol. (H/V)
5548.400	43.2	-25.1	34.7	33.66	54.0	10.8	H
5652.000	42.8	-25.1	34.8	33.04	54.0	11.2	H
11199.800	46.6	-28.6	38.1	37.05	54.0	7.4	H
16799.900	39.3	-23.4	41.6	21.12	54.0	14.7	H
16944.000	39.8	-23.4	41.7	21.50	54.0	14.2	H
17912.000	39.6	-23.0	41.3	21.38	54.0	14.4	H

©Copyright. All rights reserved by CTTL.

Channel 140

Frequency (MHz)	Measurement Result (dBμV/m)	Cable loss (dB)	Antenna Factor (dB/m)	Receiver Reading (dBμV)	Limit (dBμV/m)	Margin (dB)	Antenna Pol. (H/V)
5725.200	42.1	-24.8	34.9	32.03	54.0	11.9	H
5751.600	42.6	-24.8	34.9	32.40	54.0	11.4	H
11400.000	50.3	-28.7	38.4	40.54	54.0	3.7	H
17100.200	40.0	-23.4	41.6	21.82	54.0	14.0	H
17102.400	40.1	-23.4	41.6	21.94	54.0	13.9	H
17919.700	39.8	-23.0	41.3	21.53	54.0	14.2	H

802.11ac-HT40

Channel 38

Frequency (MHz)	Measurement Result (dBμV/m)	Cable loss (dB)	Antenna Factor (dB/m)	Receiver Reading (dBμV)	Limit (dBμV/m)	Margin (dB)	Antenna Pol. (H/V)
5146.800	42.7	-26.4	34.3	34.75	54.0	11.3	H
5150.000	43.7	-26.4	34.3	35.77	54.0	10.3	H
10379.200	39.2	-29.3	37.5	31.02	54.0	14.8	H
15570.100	37.4	-25.0	40.3	22.11	54.0	16.6	H
16946.200	39.3	-23.4	41.7	21.02	54.0	14.7	H
17717.300	39.2	-23.1	41.2	20.99	54.0	14.8	H

Channel 46

Frequency (MHz)	Measurement Result (dBμV/m)	Cable loss (dB)	Antenna Factor (dB/m)	Receiver Reading (dBμV)	Limit (dBμV/m)	Margin (dB)	Antenna Pol. (H/V)
5126.400	39.5	-26.3	34.3	31.51	54.0	14.5	H
5332.800	40.3	-25.7	34.5	31.52	54.0	13.7	H
10459.500	41.0	-29.5	37.6	33.01	54.0	13.0	H
15690.000	37.4	-24.6	40.4	21.58	54.0	16.6	H
17015.500	39.4	-23.6	41.7	21.31	54.0	14.6	H
17725.000	39.2	-23.1	41.2	21.04	54.0	14.8	H

©Copyright. All rights reserved by CTTL.

Channel 54

Frequency (MHz)	Measurement Result (dBμV/m)	Cable loss (dB)	Antenna Factor (dB/m)	Receiver Reading (dBμV)	Limit (dBμV/m)	Margin (dB)	Antenna Pol. (H/V)
5167.200	39.8	-26.3	34.3	31.69	54.0	14.3	H
5372.800	39.0	-25.5	34.5	29.97	54.0	15.0	H
10539.800	39.5	-29.6	37.6	31.45	54.0	14.5	H
15809.900	37.8	-24.3	40.6	21.54	54.0	16.2	H
17052.900	39.6	-23.5	41.6	21.42	54.0	14.4	H
17725.000	39.2	-23.1	41.2	20.99	54.0	14.8	H

Channel 62

Frequency (MHz)	Measurement Result (dBμV/m)	Cable loss (dB)	Antenna Factor (dB/m)	Receiver Reading (dBμV)	Limit (dBμV/m)	Margin (dB)	Antenna Pol. (H/V)
5350.800	41.6	-25.6	34.5	32.67	54.0	12.4	H
5351.600	41.6	-25.5	34.5	32.63	54.0	12.4	H
10620.100	37.5	-29.6	37.7	29.41	54.0	16.5	H
15929.800	37.8	-24.3	40.7	21.39	54.0	16.2	H
17023.200	39.3	-23.5	41.7	21.16	54.0	14.7	H
17718.400	39.2	-23.1	41.2	20.99	54.0	14.8	H

Channel 102

Frequency (MHz)	Measurement Result (dBμV/m)	Cable loss (dB)	Antenna Factor (dB/m)	Receiver Reading (dBμV)	Limit (dBμV/m)	Margin (dB)	Antenna Pol. (H/V)
5457.600	39.3	-25.4	34.6	30.11	54.0	14.7	H
5460.000	39.6	-25.4	34.6	30.42	54.0	14.4	H
11019.400	41.5	-29.2	37.9	32.78	54.0	12.5	H
16530.400	38.5	-23.8	41.4	20.87	54.0	15.5	H
17049.600	39.3	-23.5	41.6	21.13	54.0	14.7	H
17728.300	39.2	-23.1	41.2	20.98	54.0	14.8	H

©Copyright. All rights reserved by CTTL.

Channel 118

Frequency (MHz)	Measurement Result (dBμV/m)	Cable loss (dB)	Antenna Factor (dB/m)	Receiver Reading (dBμV)	Limit (dBμV/m)	Margin (dB)	Antenna Pol. (H/V)
5456.000	38.5	-25.4	34.6	29.35	54.0	15.5	H
5728.000	40.0	-24.8	34.9	29.96	54.0	14.0	H
11180.000	43.9	-28.7	38.1	34.48	54.0	10.1	H
16770.200	38.9	-23.4	41.6	20.73	54.0	15.1	H
17014.400	39.4	-23.6	41.7	21.23	54.0	14.6	H
17725.000	39.2	-23.1	41.2	21.00	54.0	14.8	H

Channel 134

Frequency (MHz)	Measurement Result (dBμV/m)	Cable loss (dB)	Antenna Factor (dB/m)	Receiver Reading (dBμV)	Limit (dBμV/m)	Margin (dB)	Antenna Pol. (H/V)
5725.200	40.8	-24.8	34.9	30.81	54.0	13.2	H
5726.400	40.9	-24.8	34.9	30.86	54.0	13.1	H
11339.500	45.2	-28.9	38.3	35.75	54.0	8.8	H
17010.000	39.3	-23.6	41.7	21.13	54.0	14.7	H
17008.900	39.4	-23.6	41.7	21.28	54.0	14.6	H
17938.400	39.2	-23.0	41.3	20.93	54.0	14.8	H

802.11ac-HT80

Channel 42

Frequency (MHz)	Measurement Result (dBμV/m)	Cable loss (dB)	Antenna Factor (dB/m)	Receiver Reading (dBμV)	Limit (dBμV/m)	Margin (dB)	Antenna Pol. (H/V)
5147.200	42.6	-26.4	34.3	34.68	54.0	11.4	H
5150.000	42.4	-26.4	34.3	34.52	54.0	11.6	H
10419.900	39.4	-29.5	37.5	31.36	54.0	14.6	H
15629.500	37.2	-24.9	40.4	21.72	54.0	16.8	H
17051.800	39.4	-23.5	41.6	21.29	54.0	14.6	H
17934.000	39.3	-23.0	41.3	20.98	54.0	14.7	H

©Copyright. All rights reserved by CTTL.

Channel 58

Frequency (MHz)	Measurement Result (dBμV/m)	Cable loss (dB)	Antenna Factor (dB/m)	Receiver Reading (dBμV)	Limit (dBμV/m)	Margin (dB)	Antenna Pol. (H/V)
5351.200	40.6	-25.6	34.5	31.64	54.0	13.4	H
5352.400	40.4	-25.5	34.5	31.48	54.0	13.6	H
10579.400	39.0	-29.6	37.6	30.92	54.0	15.0	H
15870.400	37.8	-24.4	40.6	21.54	54.0	16.2	H
17054.000	39.4	-23.5	41.6	21.25	54.0	14.6	H
17707.400	39.1	-23.1	41.2	20.96	54.0	14.9	H

Channel 106

Frequency (MHz)	Measurement Result (dBμV/m)	Cable loss (dB)	Antenna Factor (dB/m)	Receiver Reading (dBμV)	Limit (dBμV/m)	Margin (dB)	Antenna Pol. (H/V)
5455.200	41.3	-25.4	34.6	32.13	54.0	12.7	H
5458.400	41.8	-25.4	34.6	32.62	54.0	12.2	H
11060.100	38.5	-29.1	38.0	29.69	54.0	15.5	H
16589.800	38.5	-23.8	41.5	20.85	54.0	15.5	H
17001.200	39.2	-23.6	41.7	21.06	54.0	14.8	H
17734.900	39.3	-23.1	41.2	21.10	54.0	14.7	H

©Copyright. All rights reserved by CTTL.

PEAK Results:

802.11a

Channel 36

Frequency (MHz)	Measurement Result (dBμV/m)	Cable loss (dB)	Antenna Factor (dB/m)	Receiver Reading (dBμV)	Limit (dBμV/m)	Margin (dB)	Antenna Pol. (H/V)
5146.165	53.8	-32.4	34.3	51.92	68.3	14.5	H
5148.885	53.4	-32.4	34.3	51.49	68.3	14.9	H
10359.950	49.7	-29.3	37.5	41.48	68.3	18.6	V
15539.850	53.4	-25.0	40.2	38.12	68.3	14.9	H
17001.200	57.1	-23.6	41.7	39.01	68.3	11.2	H
17760.750	57.8	-23.1	41.3	39.56	68.3	10.5	H

Channel 40

Frequency (MHz)	Measurement Result (dBμV/m)	Cable loss (dB)	Antenna Factor (dB/m)	Receiver Reading (dBμV)	Limit (dBμV/m)	Margin (dB)	Antenna Pol. (H/V)
5147.400	51.1	-32.4	34.3	49.14	68.3	17.3	H
5252.200	50.2	-32.6	34.4	48.37	68.3	18.1	V
10399.550	51.0	-29.4	37.5	42.89	68.3	17.3	H
15599.800	53.1	-25.0	40.3	37.83	68.3	15.2	H
17058.950	58.3	-23.5	41.6	40.14	68.3	10.0	H
17742.600	57.7	-23.1	41.2	39.49	68.3	10.6	H

Channel 48

Frequency (MHz)	Measurement Result (dBμV/m)	Cable loss (dB)	Antenna Factor (dB/m)	Receiver Reading (dBμV)	Limit (dBμV/m)	Margin (dB)	Antenna Pol. (H/V)
5187.200	51.3	-32.1	34.4	49.05	68.3	17.0	V
5292.800	51.7	-32.1	34.4	49.37	68.3	16.6	H
10479.850	49.5	-29.6	37.6	41.46	68.3	18.8	V
15720.250	53.8	-24.5	40.5	37.87	68.3	14.5	H
16950.050	57.4	-23.4	41.7	39.14	68.3	10.9	V
17380.150	57.7	-23.1	41.3	39.45	68.3	10.6	V

©Copyright. All rights reserved by CTTL.

Channel 52

Frequency (MHz)	Measurement Result (dBμV/m)	Cable loss (dB)	Antenna Factor (dB/m)	Receiver Reading (dBμV)	Limit (dBμV/m)	Margin (dB)	Antenna Pol. (H/V)
5207.400	56.8	-26.1	34.4	48.50	68.3	11.5	H
5312.600	55.7	-25.9	34.5	47.17	68.3	12.6	V
10520.550	50.5	-29.6	37.6	42.46	68.3	17.8	V
15780.200	53.7	-24.3	40.5	37.53	68.3	14.6	V
17089.750	58.0	-23.4	41.6	39.80	68.3	10.3	V
17543.500	57.9	-23.3	41.2	40.07	68.3	10.4	V

Channel 56

Frequency (MHz)	Measurement Result (dBμV/m)	Cable loss (dB)	Antenna Factor (dB/m)	Receiver Reading (dBμV)	Limit (dBμV/m)	Margin (dB)	Antenna Pol. (H/V)
5226.600	55.2	-26.3	34.4	47.09	68.3	13.1	H
5332.600	55.1	-25.7	34.5	46.31	68.3	13.2	V
10560.150	48.9	-29.6	37.6	40.90	68.3	19.4	H
15840.150	53.1	-24.3	40.6	36.83	68.3	15.2	H
17050.150	57.6	-23.5	41.6	39.48	68.3	10.7	H
17926.850	57.5	-23.0	41.3	39.25	68.3	10.8	V

Channel 64

Frequency (MHz)	Measurement Result (dBμV/m)	Cable loss (dB)	Antenna Factor (dB/m)	Receiver Reading (dBμV)	Limit (dBμV/m)	Margin (dB)	Antenna Pol. (H/V)
5350.430	56.1	-25.6	34.5	47.14	68.3	12.2	H
5372.470	56.7	-25.5	34.5	47.74	68.3	11.6	V
10639.900	48.8	-29.5	37.7	40.61	68.3	19.5	H
15960.050	54.1	-24.3	40.8	37.69	68.3	14.2	H
16662.400	57.9	-23.6	41.5	39.96	68.3	10.4	H
17452.200	57.3	-23.2	41.2	39.20	68.3	11.0	H

©Copyright. All rights reserved by CTTL.

Channel 100

Frequency (MHz)	Measurement Result (dBμV/m)	Cable loss (dB)	Antenna Factor (dB/m)	Receiver Reading (dBμV)	Limit (dBμV/m)	Margin (dB)	Antenna Pol. (H/V)
5450.885	53.6	-25.5	34.6	44.46	68.3	14.7	H
5459.025	53.3	-25.4	34.6	44.13	68.3	15.0	H
10996.850	58.1	-29.3	37.9	49.49	68.3	10.2	V
16500.150	54.8	-23.7	41.4	37.10	68.3	13.5	H
16866.450	58.0	-23.3	41.6	39.69	68.3	10.3	H
17398.850	57.9	-23.0	41.3	39.56	68.3	10.4	V

Channel 120

Frequency (MHz)	Measurement Result (dBμV/m)	Cable loss (dB)	Antenna Factor (dB/m)	Receiver Reading (dBμV)	Limit (dBμV/m)	Margin (dB)	Antenna Pol. (H/V)
5547.200	54.7	-25.1	34.7	45.12	68.3	13.6	H
5653.800	55.6	-25.1	34.8	45.81	68.3	12.7	H
11204.750	62.3	-28.6	38.1	52.80	68.3	6.0	V
16799.900	55.6	-23.4	41.6	37.34	68.3	12.7	V
17411.500	57.7	-23.0	41.3	39.46	68.3	10.6	H
17910.350	57.7	-23.0	41.3	39.45	68.3	10.6	H

Channel 140

Frequency (MHz)	Measurement Result (dBμV/m)	Cable loss (dB)	Antenna Factor (dB/m)	Receiver Reading (dBμV)	Limit (dBμV/m)	Margin (dB)	Antenna Pol. (H/V)
5725.380	61.5	-24.8	34.9	51.49	68.3	6.8	H
5726.340	59.9	-24.8	34.9	49.91	68.3	8.4	H
11399.450	64.7	-28.7	38.4	54.94	68.3	3.6	V
17004.500	57.5	-23.6	41.7	39.39	68.3	10.8	H
17100.200	56.0	-23.4	41.6	37.80	68.3	12.3	H
17707.400	57.3	-23.1	41.2	39.13	68.3	11.0	H

©Copyright. All rights reserved by CTTL.

802.11n-HT20

Channel 36

Frequency (MHz)	Measurement Result (dBμV/m)	Cable loss (dB)	Antenna Factor (dB/m)	Receiver Reading (dBμV)	Limit (dBμV/m)	Margin (dB)	Antenna Pol. (H/V)
5145.265	55.6	-32.4	34.3	53.73	68.3	12.7	H
5149.630	57.7	-32.4	34.3	55.78	68.3	10.6	H
10359.950	50.1	-29.3	37.5	41.92	68.3	18.2	V
15539.850	53.2	-25.0	40.2	37.97	68.3	15.1	H
16836.750	58.2	-23.3	41.6	39.97	68.3	10.1	V
17056.200	58.0	-23.5	41.6	39.87	68.3	10.3	V

Channel 40

Frequency (MHz)	Measurement Result (dBμV/m)	Cable loss (dB)	Antenna Factor (dB/m)	Receiver Reading (dBμV)	Limit (dBμV/m)	Margin (dB)	Antenna Pol. (H/V)
5147.800	51.4	-32.4	34.3	49.50	68.3	16.9	H
5252.200	50.4	-32.6	34.4	48.55	68.3	17.9	H
10400.100	49.4	-29.4	37.5	41.31	68.3	18.9	V
15599.800	52.7	-25.0	40.3	37.43	68.3	15.6	V
16987.450	58.2	-23.5	41.7	40.03	68.3	10.1	V
17728.850	57.9	-23.1	41.2	39.69	68.3	10.4	V

Channel 48

Frequency (MHz)	Measurement Result (dBμV/m)	Cable loss (dB)	Antenna Factor (dB/m)	Receiver Reading (dBμV)	Limit (dBμV/m)	Margin (dB)	Antenna Pol. (H/V)
5188.200	53.7	-32.1	34.4	51.42	68.3	14.6	V
5291.600	51.9	-32.1	34.4	49.64	68.3	16.4	H
10479.850	49.7	-29.6	37.6	41.69	68.3	18.6	V
15720.250	54.1	-24.5	40.5	38.18	68.3	14.2	H
17043.000	57.2	-23.5	41.7	39.02	68.3	11.1	H
17902.650	57.5	-23.0	41.3	39.27	68.3	10.8	V

©Copyright. All rights reserved by CTTL.

Channel 52

Frequency (MHz)	Measurement Result (dBμV/m)	Cable loss (dB)	Antenna Factor (dB/m)	Receiver Reading (dBμV)	Limit (dBμV/m)	Margin (dB)	Antenna Pol. (H/V)
5207.400	57.3	-26.1	34.4	48.98	68.3	11.0	H
5312.200	56.0	-25.9	34.5	47.46	68.3	12.3	H
10520.000	49.3	-29.6	37.6	41.28	68.3	19.0	V
15780.200	52.7	-24.3	40.5	36.52	68.3	15.6	V
17089.750	57.2	-23.4	41.6	39.03	68.3	11.1	H
17428.550	57.3	-23.1	41.3	39.14	68.3	11.0	H

Channel 56

Frequency (MHz)	Measurement Result (dBμV/m)	Cable loss (dB)	Antenna Factor (dB/m)	Receiver Reading (dBμV)	Limit (dBμV/m)	Margin (dB)	Antenna Pol. (H/V)
5228.200	55.1	-26.3	34.4	47.01	68.3	13.2	H
5332.000	56.5	-25.7	34.5	47.73	68.3	11.8	H
10560.150	48.4	-29.6	37.6	40.38	68.3	19.9	V
15840.150	53.2	-24.3	40.6	36.95	68.3	15.1	H
17496.750	57.9	-23.3	41.2	40.07	68.3	10.4	H
17929.600	57.6	-23.0	41.3	39.27	68.3	10.7	V

Channel 64

Frequency (MHz)	Measurement Result (dBμV/m)	Cable loss (dB)	Antenna Factor (dB/m)	Receiver Reading (dBμV)	Limit (dBμV/m)	Margin (dB)	Antenna Pol. (H/V)
5371.660	57.1	-25.5	34.5	48.08	68.3	11.2	H
5372.505	57.3	-25.5	34.5	48.30	68.3	11.0	H
10639.900	50.1	-29.5	37.7	41.94	68.3	18.2	V
15960.050	53.4	-24.3	40.8	36.94	68.3	14.9	H
17029.250	57.2	-23.5	41.7	39.03	68.3	11.1	V
17802.550	57.4	-23.0	41.3	39.17	68.3	10.9	V

©Copyright. All rights reserved by CTTL.

Channel 100

Frequency (MHz)	Measurement Result (dBμV/m)	Cable loss (dB)	Antenna Factor (dB/m)	Receiver Reading (dBμV)	Limit (dBμV/m)	Margin (dB)	Antenna Pol. (H/V)
5458.525	54.1	-25.4	34.6	44.94	68.3	14.2	H
5459.410	53.4	-25.4	34.6	44.24	68.3	14.9	H
10989.150	57.3	-29.3	37.9	48.73	68.3	11.0	H
16500.150	53.7	-23.7	41.4	36.08	68.3	14.6	V
17226.700	57.8	-23.4	41.5	39.75	68.3	10.5	H
17470.900	57.3	-23.3	41.2	39.37	68.3	11.0	H

Channel 120

Frequency (MHz)	Measurement Result (dBμV/m)	Cable loss (dB)	Antenna Factor (dB/m)	Receiver Reading (dBμV)	Limit (dBμV/m)	Margin (dB)	Antenna Pol. (H/V)
5548.000	55.7	-25.1	34.7	46.11	68.3	12.6	H
5652.000	54.9	-25.1	34.8	45.15	68.3	13.4	H
11196.500	62.6	-28.6	38.1	53.12	68.3	5.7	V
16706.400	57.5	-23.4	41.5	39.45	68.3	10.8	H
16799.900	55.1	-23.4	41.6	36.85	68.3	13.2	V
17876.800	57.3	-23.0	41.3	39.04	68.3	11.0	V

Channel 140

Frequency (MHz)	Measurement Result (dBμV/m)	Cable loss (dB)	Antenna Factor (dB/m)	Receiver Reading (dBμV)	Limit (dBμV/m)	Margin (dB)	Antenna Pol. (H/V)
5725.565	66.2	-24.8	34.9	56.16	68.3	2.1	H
5725.950	63.2	-24.8	34.9	53.19	68.3	5.1	H
11399.450	64.8	-28.7	38.4	55.09	68.3	3.5	H
17075.450	57.3	-23.4	41.6	39.09	68.3	11.0	V
17100.200	55.3	-23.4	41.6	37.11	68.3	13.0	V
17740.950	58.0	-23.1	41.2	39.78	68.3	10.3	H

©Copyright. All rights reserved by CTTL.

802.11n-HT40

Channel 38

Frequency (MHz)	Measurement Result (dBμV/m)	Cable loss (dB)	Antenna Factor (dB/m)	Receiver Reading (dBμV)	Limit (dBμV/m)	Margin (dB)	Antenna Pol. (H/V)
5148.290	66.9	-26.4	34.3	59.04	74	7.1	H
5148.790	66.9	-26.4	34.3	58.95	74	7.1	H
10379.750	49.4	-29.3	37.5	41.25	68.3	18.9	V
15570.100	52.9	-25.0	40.3	37.60	68.3	15.4	V
17269.600	57.8	-23.4	41.4	39.73	68.3	10.5	V
17914.750	58.1	-23.0	41.3	39.87	68.3	10.2	V

Channel 46

Frequency (MHz)	Measurement Result (dBμV/m)	Cable loss (dB)	Antenna Factor (dB/m)	Receiver Reading (dBμV)	Limit (dBμV/m)	Margin (dB)	Antenna Pol. (H/V)
5126.000	52.5	-26.3	34.3	44.48	68.3	15.8	H
5332.400	52.7	-25.7	34.5	43.99	68.3	15.6	H
10460.050	50.7	-29.5	37.6	42.70	68.3	17.6	V
15690.000	53.1	-24.6	40.4	37.29	68.3	15.2	V
16915.950	58.1	-23.3	41.7	39.81	68.3	10.2	V
17992.300	58.0	-22.9	41.3	39.62	68.3	10.3	V

Channel 54

Frequency (MHz)	Measurement Result (dBμV/m)	Cable loss (dB)	Antenna Factor (dB/m)	Receiver Reading (dBμV)	Limit (dBμV/m)	Margin (dB)	Antenna Pol. (H/V)
5164.400	52.4	-26.3	34.3	44.34	68.3	15.9	H
5375.600	52.4	-25.5	34.5	43.44	68.3	15.9	H
10539.800	49.4	-29.6	37.6	41.39	68.3	18.9	V
15809.900	52.7	-24.3	40.6	36.38	68.3	15.6	V
17062.250	57.8	-23.5	41.6	39.62	68.3	10.5	H
17748.650	57.1	-23.1	41.3	38.95	68.3	11.2	H

©Copyright. All rights reserved by CTTL.

Channel 62

Frequency (MHz)	Measurement Result (dBμV/m)	Cable loss (dB)	Antenna Factor (dB/m)	Receiver Reading (dBμV)	Limit (dBμV/m)	Margin (dB)	Antenna Pol. (H/V)
5350.000	65.4	-25.6	34.5	56.48	74.0	8.6	H
5350.930	65.9	-25.6	34.5	56.93	74.0	8.1	H
10620.100	48.5	-29.6	37.7	40.43	68.3	19.8	H
15929.800	53.4	-24.3	40.7	37.01	68.3	14.9	V
17526.450	57.5	-23.3	41.2	39.67	68.3	10.8	V
17783.300	57.3	-23.0	41.3	39.05	68.3	11.0	V

Channel 102

Frequency (MHz)	Measurement Result (dBμV/m)	Cable loss (dB)	Antenna Factor (dB/m)	Receiver Reading (dBμV)	Limit (dBμV/m)	Margin (dB)	Antenna Pol. (H/V)
5459.380	58.2	-25.4	34.6	49.00	68.3	10.1	V
5459.435	58.8	-25.4	34.6	49.60	68.3	9.5	V
11018.850	56.5	-29.2	37.9	47.80	68.3	11.8	H
16529.850	56.5	-23.8	41.4	38.80	68.3	11.8	V
16915.400	58.2	-23.3	41.6	39.83	68.3	10.1	V
17900.450	58.3	-23.0	41.3	40.10	68.3	10.0	H

Channel 118

Frequency (MHz)	Measurement Result (dBμV/m)	Cable loss (dB)	Antenna Factor (dB/m)	Receiver Reading (dBμV)	Limit (dBμV/m)	Margin (dB)	Antenna Pol. (H/V)
5413.200	52.0	-25.5	34.5	42.94	68.3	16.3	H
5726.400	53.6	-24.8	34.9	43.59	68.3	14.7	H
11177.800	60.0	-28.7	38.1	50.57	68.3	8.3	V
16770.200	55.5	-23.4	41.6	37.30	68.3	12.8	H
17401.050	57.6	-23.0	41.3	39.29	68.3	10.7	V
17682.650	57.5	-23.1	41.2	39.36	68.3	10.8	V

©Copyright. All rights reserved by CTTL.

Channel 134

Frequency (MHz)	Measurement Result (dBμV/m)	Cable loss (dB)	Antenna Factor (dB/m)	Receiver Reading (dBμV)	Limit (dBμV/m)	Margin (dB)	Antenna Pol. (H/V)
5727.735	56.4	-24.8	34.9	46.37	68.3	11.9	V
5734.275	56.5	-24.8	34.9	46.40	68.3	11.8	V
11336.750	61.6	-28.9	38.3	52.17	68.3	6.7	V
17010.000	55.1	-23.6	41.7	36.94	68.3	13.2	H
17501.150	57.4	-23.4	41.2	39.58	68.3	10.9	V
17907.600	57.4	-23.0	41.3	39.14	68.3	10.9	V

802.11ac-HT20

Channel 36

Frequency (MHz)	Measurement Result (dBμV/m)	Cable loss (dB)	Antenna Factor (dB/m)	Receiver Reading (dBμV)	Limit (dBμV/m)	Margin (dB)	Antenna Pol. (H/V)
5128.245	53.4	-32.3	34.3	51.37	68.3	14.9	H
5149.925	53.7	-32.4	34.3	51.84	68.3	14.6	H
10359.950	49.9	-29.3	37.5	41.68	68.3	18.4	H
15539.850	52.7	-25.0	40.2	37.50	68.3	15.6	V
16927.500	57.6	-23.4	41.7	39.31	68.3	10.7	V
17696.950	57.4	-23.1	41.2	39.21	68.3	10.9	V

Channel 40

Frequency (MHz)	Measurement Result (dBμV/m)	Cable loss (dB)	Antenna Factor (dB/m)	Receiver Reading (dBμV)	Limit (dBμV/m)	Margin (dB)	Antenna Pol. (H/V)
5148.000	51.6	-32.4	34.3	49.70	68.3	16.7	H
5252.400	51.2	-32.6	34.4	49.32	68.3	17.1	H
10400.100	50.5	-29.4	37.5	42.43	68.3	17.8	H
15599.800	52.6	-25.0	40.3	37.31	68.3	15.7	H
17134.300	58.0	-23.4	41.6	39.83	68.3	10.3	H
17276.200	58.2	-23.3	41.4	40.16	68.3	10.1	V

©Copyright. All rights reserved by CTTL.

Channel 48

Frequency (MHz)	Measurement Result (dBμV/m)	Cable loss (dB)	Antenna Factor (dB/m)	Receiver Reading (dBμV)	Limit (dBμV/m)	Margin (dB)	Antenna Pol. (H/V)
5188.200	52.7	-32.1	34.4	50.47	68.3	15.6	V
5291.600	51.8	-32.1	34.4	49.52	68.3	16.5	H
10479.850	49.4	-29.6	37.6	41.41	68.3	18.9	H
15720.250	52.6	-24.5	40.5	36.63	68.3	15.7	V
16896.150	57.7	-23.3	41.6	39.33	68.3	10.6	V
17957.100	58.7	-23.0	41.3	40.32	68.3	9.6	H

Channel 52

Frequency (MHz)	Measurement Result (dBμV/m)	Cable loss (dB)	Antenna Factor (dB/m)	Receiver Reading (dBμV)	Limit (dBμV/m)	Margin (dB)	Antenna Pol. (H/V)
5207.600	56.6	-26.1	34.4	48.35	68.3	11.7	H
5312.400	55.7	-25.9	34.5	47.13	68.3	12.6	H
10520.000	49.6	-29.6	37.6	41.62	68.3	18.7	H
15780.200	52.9	-24.3	40.5	36.72	68.3	15.4	V
16843.350	58.1	-23.3	41.6	39.77	68.3	10.2	V
17540.200	58.3	-23.3	41.2	40.47	68.3	10.0	V

Channel 56

Frequency (MHz)	Measurement Result (dBμV/m)	Cable loss (dB)	Antenna Factor (dB/m)	Receiver Reading (dBμV)	Limit (dBμV/m)	Margin (dB)	Antenna Pol. (H/V)
5227.400	55.4	-26.3	34.4	47.38	68.3	12.9	H
5332.400	55.8	-25.7	34.5	47.08	68.3	12.5	H
10560.150	48.4	-29.6	37.6	40.35	68.3	19.9	V
15840.150	55.7	-24.3	40.6	39.37	68.3	12.7	H
16726.750	58.1	-23.4	41.5	39.98	68.3	10.2	H
17866.900	58.4	-23.0	41.3	40.19	68.3	9.9	H

©Copyright. All rights reserved by CTTL.

Channel 64

Frequency (MHz)	Measurement Result (dBμV/m)	Cable loss (dB)	Antenna Factor (dB/m)	Receiver Reading (dBμV)	Limit (dBμV/m)	Margin (dB)	Antenna Pol. (H/V)
5371.105	56.8	-25.5	34.5	47.85	68.3	11.5	H
5371.995	57.7	-25.5	34.5	48.67	68.3	10.6	V
10639.900	48.4	-29.5	37.7	40.23	68.3	19.9	H
15960.050	53.3	-24.3	40.8	36.88	68.3	15.0	H
16655.250	57.3	-23.6	41.5	39.43	68.3	11.0	H
16945.650	57.7	-23.4	41.7	39.46	68.3	10.6	V

Channel 100

Frequency (MHz)	Measurement Result (dBμV/m)	Cable loss (dB)	Antenna Factor (dB/m)	Receiver Reading (dBμV)	Limit (dBμV/m)	Margin (dB)	Antenna Pol. (H/V)
5450.305	53.6	-25.5	34.6	44.49	68.3	14.7	H
5459.485	53.7	-25.4	34.6	44.51	68.3	14.6	H
11001.250	58.9	-29.3	37.9	50.28	68.3	9.4	V
16500.150	55.0	-23.7	41.4	37.39	68.3	13.3	H
16897.250	57.7	-23.3	41.6	39.30	68.3	10.6	V
17656.250	57.2	-23.2	41.2	39.20	68.3	11.1	V

Channel 120

Frequency (MHz)	Measurement Result (dBμV/m)	Cable loss (dB)	Antenna Factor (dB/m)	Receiver Reading (dBμV)	Limit (dBμV/m)	Margin (dB)	Antenna Pol. (H/V)
5547.400	56.0	-25.1	34.7	46.44	68.3	12.3	H
5651.800	54.8	-25.1	34.8	45.04	68.3	13.5	H
11201.450	62.5	-28.6	38.1	52.95	68.3	5.8	H
16799.900	54.0	-23.4	41.6	35.77	68.3	14.3	V
16918.700	57.5	-23.3	41.7	39.17	68.3	10.8	H
17981.850	57.2	-22.9	41.3	38.83	68.3	11.1	H

©Copyright. All rights reserved by CTTL.

Channel 140

Frequency (MHz)	Measurement Result (dBμV/m)	Cable loss (dB)	Antenna Factor (dB/m)	Receiver Reading (dBμV)	Limit (dBμV/m)	Margin (dB)	Antenna Pol. (H/V)
5725.050	62.9	-24.9	34.9	52.87	68.3	5.4	H
5725.140	63.0	-24.9	34.9	52.93	68.3	5.3	H
11401.650	65.4	-28.7	38.4	55.63	68.3	2.9	H
17019.350	57.9	-23.5	41.7	39.73	68.3	10.4	H
17100.200	55.5	-23.4	41.6	37.33	68.3	12.8	H
17464.850	57.7	-23.2	41.2	39.72	68.3	10.6	H

802.11ac-HT40

Channel 38

Frequency (MHz)	Measurement Result (dBμV/m)	Cable loss (dB)	Antenna Factor (dB/m)	Receiver Reading (dBμV)	Limit (dBμV/m)	Margin (dB)	Antenna Pol. (H/V)
5145.810	62.8	-26.4	34.3	54.85	68.3	5.5	H
5148.305	63.2	-26.4	34.3	55.33	68.3	5.1	H
10379.750	48.9	-29.3	37.5	40.73	68.3	19.4	H
15570.100	52.1	-25.0	40.3	36.78	68.3	16.2	V
17013.300	57.6	-23.6	41.7	39.45	68.3	10.7	H
17205.800	57.3	-23.4	41.5	39.24	68.3	11.0	H

Channel 46

Frequency (MHz)	Measurement Result (dBμV/m)	Cable loss (dB)	Antenna Factor (dB/m)	Receiver Reading (dBμV)	Limit (dBμV/m)	Margin (dB)	Antenna Pol. (H/V)
5128.400	52.6	-26.3	34.3	44.62	68.3	15.7	H
5332.800	52.7	-25.7	34.5	43.96	68.3	15.6	H
10460.050	51.3	-29.5	37.6	43.26	68.3	17.0	H
15690.000	52.8	-24.6	40.4	37.04	68.3	15.5	V
16692.650	57.4	-23.5	41.5	39.39	68.3	10.9	H
17107.350	57.9	-23.4	41.6	39.71	68.3	10.4	H

©Copyright. All rights reserved by CTTL.

Channel 54

Frequency (MHz)	Measurement Result (dBμV/m)	Cable loss (dB)	Antenna Factor (dB/m)	Receiver Reading (dBμV)	Limit (dBμV/m)	Margin (dB)	Antenna Pol. (H/V)
5168.400	52.7	-26.3	34.3	44.59	68.3	15.6	H
5374.000	52.8	-25.5	34.5	43.75	68.3	15.5	H
10539.800	49.5	-29.6	37.6	41.47	68.3	18.8	H
15809.900	52.6	-24.3	40.6	36.37	68.3	15.7	H
16758.200	58.3	-23.4	41.6	40.10	68.3	10.0	H
17916.400	57.7	-23.0	41.3	39.46	68.3	10.6	V

Channel 62

Frequency (MHz)	Measurement Result (dBμV/m)	Cable loss (dB)	Antenna Factor (dB/m)	Receiver Reading (dBμV)	Limit (dBμV/m)	Margin (dB)	Antenna Pol. (H/V)
5351.365	61.2	-25.6	34.5	52.26	74.0	12.8	H
5351.790	61.4	-25.5	34.5	52.46	74.0	12.6	V
10620.100	49.2	-29.6	37.7	41.06	68.3	19.1	H
15929.800	53.6	-24.3	40.7	37.26	68.3	14.7	H
17096.350	57.7	-23.4	41.6	39.49	68.3	10.6	H
17756.350	57.4	-23.1	41.3	39.19	68.3	10.9	H

Channel 102

Frequency (MHz)	Measurement Result (dBμV/m)	Cable loss (dB)	Antenna Factor (dB/m)	Receiver Reading (dBμV)	Limit (dBμV/m)	Margin (dB)	Antenna Pol. (H/V)
5458.395	57.3	-25.4	34.6	48.17	68.3	11.0	H
5458.550	57.5	-25.4	34.6	48.33	68.3	10.8	H
11019.950	56.7	-29.2	37.9	48.02	68.3	11.6	V
16529.850	54.1	-23.8	41.4	36.45	68.3	14.2	V
17097.450	57.6	-23.4	41.6	39.39	68.3	10.7	V
17708.500	57.3	-23.1	41.2	39.18	68.3	11.0	V

©Copyright. All rights reserved by CTTL.

Channel 118

Frequency (MHz)	Measurement Result (dBμV/m)	Cable loss (dB)	Antenna Factor (dB/m)	Receiver Reading (dBμV)	Limit (dBμV/m)	Margin (dB)	Antenna Pol. (H/V)
5458.800	52.4	-25.4	34.6	43.26	68.3	15.9	V
5754.000	53.3	-24.8	34.9	43.17	68.3	15.0	H
11176.150	59.5	-28.7	38.1	50.09	68.3	8.8	V
16770.200	55.3	-23.4	41.6	37.15	68.3	13.0	V
17231.650	57.4	-23.4	41.5	39.28	68.3	10.9	H
17948.850	57.9	-23.0	41.3	39.60	68.3	10.4	V

Channel 134

Frequency (MHz)	Measurement Result (dBμV/m)	Cable loss (dB)	Antenna Factor (dB/m)	Receiver Reading (dBμV)	Limit (dBμV/m)	Margin (dB)	Antenna Pol. (H/V)
5725.170	57.2	-24.8	34.9	47.19	68.3	11.1	H
5739.045	57.1	-24.8	34.9	47.02	68.3	11.2	H
11336.200	60.8	-28.9	38.3	51.33	68.3	7.5	V
17010.000	54.9	-23.6	41.7	36.76	68.3	13.4	H
17008.900	57.3	-23.6	41.7	39.22	68.3	11.0	H
17981.850	57.8	-22.9	41.3	39.39	68.3	10.5	V

802.11ac-HT80

Channel 42

Frequency (MHz)	Measurement Result (dBμV/m)	Cable loss (dB)	Antenna Factor (dB/m)	Receiver Reading (dBμV)	Limit (dBμV/m)	Margin (dB)	Antenna Pol. (H/V)
5139.885	62.3	-26.4	34.3	54.35	68.3	6.0	H
5149.545	61.2	-26.4	34.3	53.28	68.3	7.1	H
10419.900	49.7	-29.5	37.5	41.58	68.3	18.6	V
15630.050	53.5	-24.9	40.4	37.98	68.3	14.8	V
17677.150	58.2	-23.1	41.2	40.09	68.3	10.1	V
17821.250	58.0	-23.0	41.3	39.72	68.3	10.3	V

©Copyright. All rights reserved by CTTL.

Channel 58

Frequency (MHz)	Measurement Result (dBμV/m)	Cable loss (dB)	Antenna Factor (dB/m)	Receiver Reading (dBμV)	Limit (dBμV/m)	Margin (dB)	Antenna Pol. (H/V)
5351.985	59.4	-25.5	34.5	50.43	68.3	8.9	H
5356.860	59.2	-25.5	34.5	50.29	68.3	9.1	H
10579.950	50.0	-29.6	37.6	41.99	68.3	18.3	H
15869.850	52.6	-24.4	40.6	36.35	68.3	15.7	V
17050.150	57.5	-23.5	41.6	39.36	68.3	10.8	V
17912.000	58.0	-23.0	41.3	39.74	68.3	10.3	V

Channel 106

Frequency (MHz)	Measurement Result (dBμV/m)	Cable loss (dB)	Antenna Factor (dB/m)	Receiver Reading (dBμV)	Limit (dBμV/m)	Margin (dB)	Antenna Pol. (H/V)
5459.705	61.5	-25.4	34.6	52.30	68.3	6.8	H
5459.970	61.8	-25.4	34.6	52.57	68.3	6.5	H
11044.700	55.0	-29.2	38.0	46.18	68.3	13.3	V
16493.000	58.2	-23.8	41.4	40.61	68.3	10.1	H
16589.800	55.0	-23.8	41.5	37.40	68.3	13.3	V
17349.900	58.0	-23.2	41.3	39.83	68.3	10.3	H

©Copyright. All rights reserved by CTTL.

A.7. AC Powerline Conducted Emission (150kHz- 30MHz)

Test Condition:

Voltage（V）	Frequency（Hz）
120	60

Measurement uncertainty:
Expanded measurement uncertainty for this test item is U =3.10dB, k=2.

Measurement Result and limit:
WLAN (Quasi-peak Limit)

Frequency range (MHz)	Quasi-peak Limit (dBμV)	Result (dBμV)		Conclusion
		With charger		
		802.11a	Idle	
0.15 to 0.5	66 to 56	Fig.87	Fig.88	P
0.5 to 5	56			
5 to 30	60			
NOTE: The limit decreases linearly with the logarithm of the frequency in the range 0.15 MHz to 0.5 MHz.				

WLAN (Average Limit)

Frequency range (MHz)	Average Limit (dBμV)	Result (dBμV)		Conclusion
		With charger		
		802.11a	Idle	
0.15 to 0.5	67 56 to 46	Fig.87	Fig.88	P
0.5 to 5	46			
5 to 30	50			
NOTE: The limit decreases linearly with the logarithm of the frequency in the range 0.15 MHz to 0.5 MHz.				

Conclusion: PASS
Test graphs as below:

Traffic:

©Copyright. All rights reserved by CTTL.

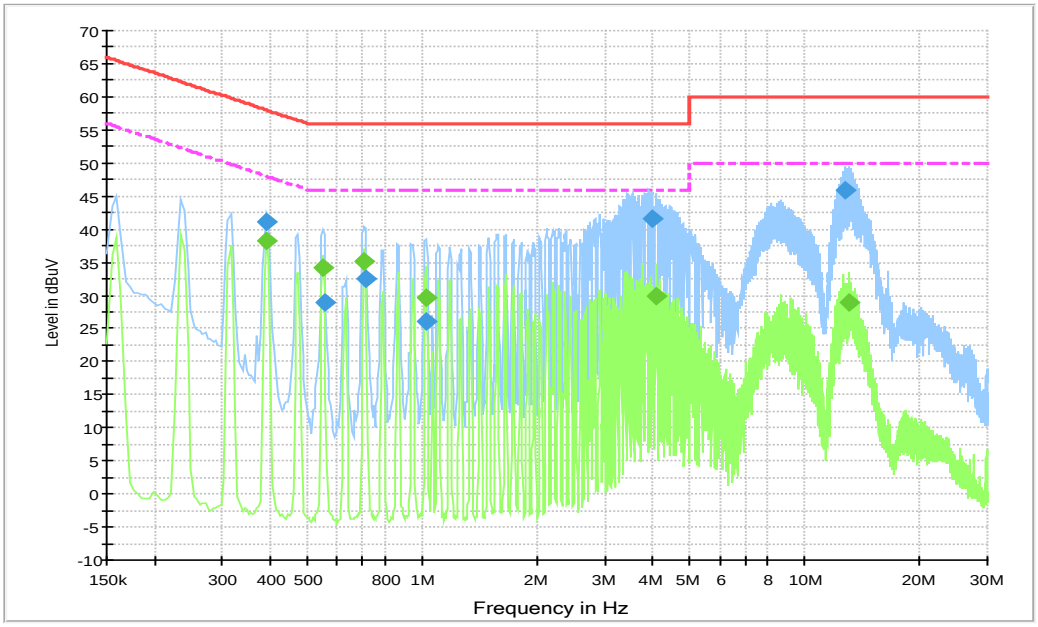

Fig.87 Conducted Emission (802.11a, Ch40, TX)

Final Result 1

Frequency (MHz)	QuasiPeak (dBμV)	Meas. Time (ms)	Bandwidth (kHz)	Line	Corr. (dB)	Margin (dB)	Limit (dBμV)
0.393000	41.0	15000	9.000	L1	10.1	17.0	58.0
0.555000	29.0	15000	9.000	N	10.1	27.0	56.0
0.712500	32.4	15000	9.000	L1	10.0	23.6	56.0
1.027500	26.0	15000	9.000	N	10.1	30.0	56.0
3.997500	41.6	15000	9.000	L1	10.2	14.4	56.0
12.790500	45.9	15000	9.000	L1	10.7	14.1	60.0

Final Result 2

Frequency (MHz)	Average (dBμV)	Meas. Time (ms)	Bandwidth (kHz)	Line	Corr. (dB)	Margin (dB)	Limit (dBμV)
0.393000	38.3	15000	9.000	L1	10.1	9.7	48.0
0.550500	34.3	15000	9.000	L1	10.1	11.7	46.0
0.708000	35.2	15000	9.000	L1	10.0	10.8	46.0
1.023000	29.6	15000	9.000	L1	10.1	16.4	46.0
4.078500	29.9	15000	9.000	L1	10.2	16.1	46.0
13.123500	28.8	15000	9.000	L1	10.7	21.2	50.0

©Copyright. All rights reserved by CTTL.

Idle:

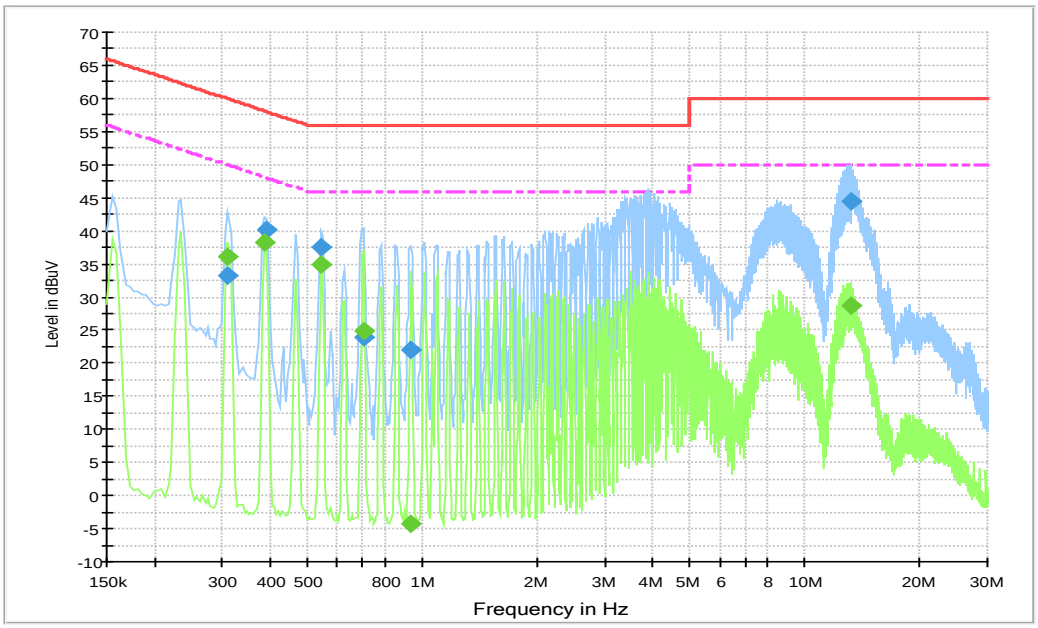

Fig.88 Conducted Emission(802.11a, IDLE)

Final Result 1

Frequency (MHz)	QuasiPeak (dBµV)	Meas. Time (ms)	Bandwidth (kHz)	Line	Corr. (dB)	Margin (dB)	Limit (dBµV)
0.312000	33.3	15000	9.000	N	10.1	26.6	59.9
0.393000	40.3	15000	9.000	L1	10.1	17.7	58.0
0.546000	37.4	15000	9.000	L1	10.1	18.6	56.0
0.703500	23.9	15000	9.000	N	10.1	32.1	56.0
0.933000	22.0	15000	9.000	N	10.1	34.0	56.0
13.132500	44.5	15000	9.000	L1	10.7	15.5	60.0

Final Result 2

Frequency (MHz)	Average (dBµV)	Meas. Time (ms)	Bandwidth (kHz)	Line	Corr. (dB)	Margin (dB)	Limit (dBµV)
0.312000	36.2	15000	9.000	L1	10.1	13.7	49.9
0.388500	38.3	15000	9.000	L1	10.1	9.8	48.1
0.546000	35.0	15000	9.000	L1	10.1	11.0	46.0
0.703500	24.9	15000	9.000	L1	10.0	21.1	46.0
0.937500	-4.2	15000	9.000	N	10.1	50.2	46.0
13.150500	28.7	15000	9.000	L1	10.7	21.3	50.0

©Copyright. All rights reserved by CTTL.

A.8. 99% Occupied bandwidth

Method of Measurement: See ANSI C63.10-2013-clause 12.4.2.

a) The instrument center frequency is set to the nominal EUT channel center frequency. The frequency span for the spectrum analyzer shall be between 1.5 times and 5.0 times the OBW.

b) The nominal IF filter bandwidth (3 dB RBW) shall be in the range of 1% to 5% of the OBW, and VBW shall be approximately three times the RBW, unless otherwise specified by the applicable requirement.

c) Set the reference level of the instrument as required, keeping the signal from exceeding the maximum input mixer level for linear operation. In general, the peak of the spectral envelope shall be more than [10 log (OBW/RBW)] below the reference level. Specific guidance is given in 4.1.5.2.

d) Step a) through step c) might require iteration to adjust within the specified range.

e) Video averaging is not permitted. Where practical, a sample detection and single sweep mode shall be used. Otherwise, peak detection and max hold mode (until the trace stabilizes) shall be used.

f) Use the 99% power bandwidth function of the instrument (if available) and report the measured bandwidth.

g) If the instrument does not have a 99% power bandwidth function, then the trace data points are recovered and directly summed in linear power terms. The recovered amplitude data points, beginning at the lowest frequency, are placed in a running sum until 0.5% ofthe total is reached; that frequency is recorded as the lower frequency. The process is repeated until 99.5% of the total is reached; that frequency is recorded as the upper frequency. The 99% power bandwidth is the difference between these two frequencies.

h) The occupied bandwidth shall be reported by providing plot(s) of the measuring instrument display; the plot axes and the scale units per division shall be clearly labeled. Tabular data may be reported in addition to the plot(s).

Measurement Uncertainty:

Measurement Uncertainty	60.80Hz

Measurement Result:

Mode	Frequency	99% Occupied bandwidth (MHz)		conclusion
802.11a	5180 MHz	Fig.89	18.04	P
	5200 MHz	Fig.90	18.04	P
	5240 MHz	Fig.91	18.08	P
802.11n HT20	5180 MHz	Fig.92	18.80	P
	5200 MHz	Fig.93	18.88	P
	5240 MHz	Fig.94	18.80	P
802.11ac HT20	5180 MHz	Fig.95	18.68	P
	5200 MHz	Fig.96	18.72	P
	5240 MHz	Fig.97	18.68	P
802.11n HT40	5190 MHz	Fig.98	36.48	P
	5230 MHz	Fig.99	36.40	P
802.11ac	5190 MHz	Fig.100	36.40	P

©Copyright. All rights reserved by CTTL.

HT40	5230 MHz	Fig.101	36.40	P
802.11ac HT80	5210 MHz	Fig.102	74.72	P

Conclusion: PASS

Test graphs as below:

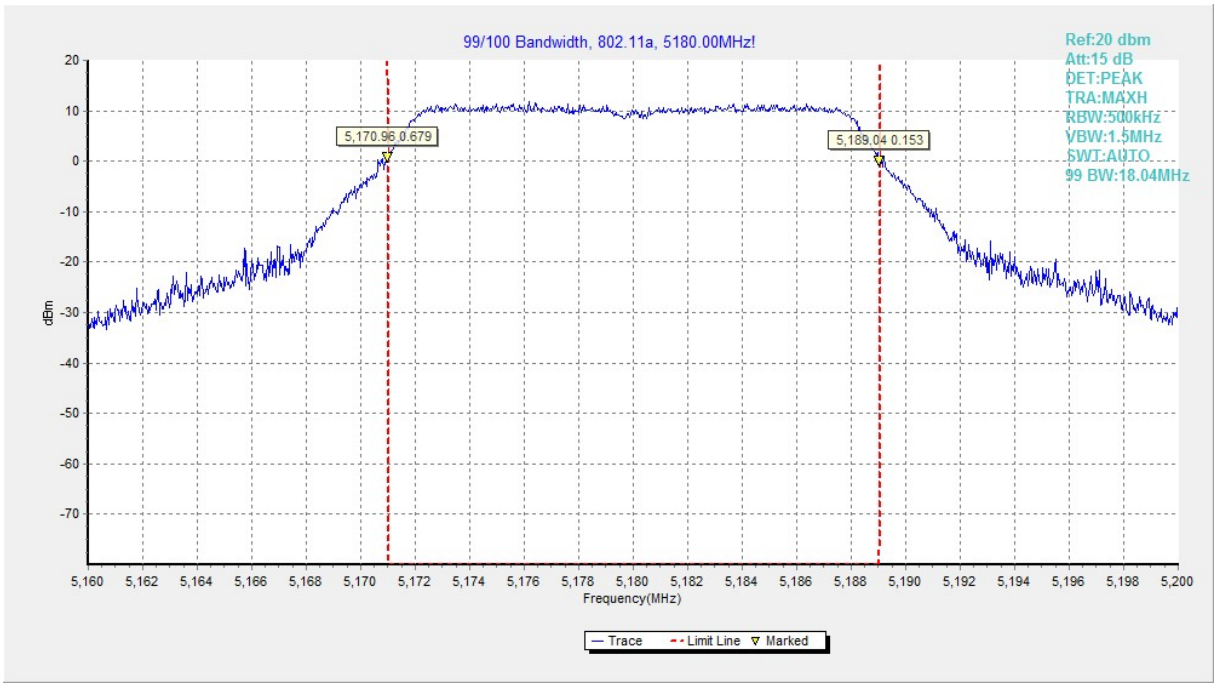

Fig.89 99% Occupied bandwidth (802.11a, 5180MHz)

©Copyright. All rights reserved by CTTL.

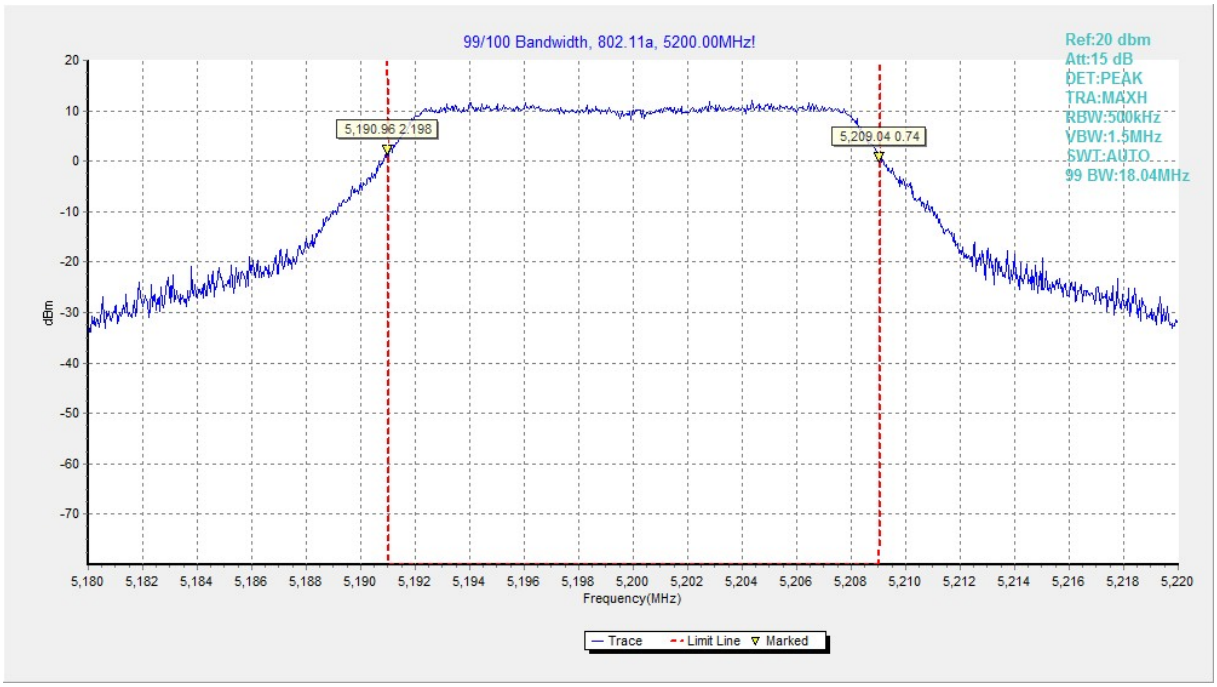

Fig.90 99% Occupied bandwidth (802.11a, 5200MHz)

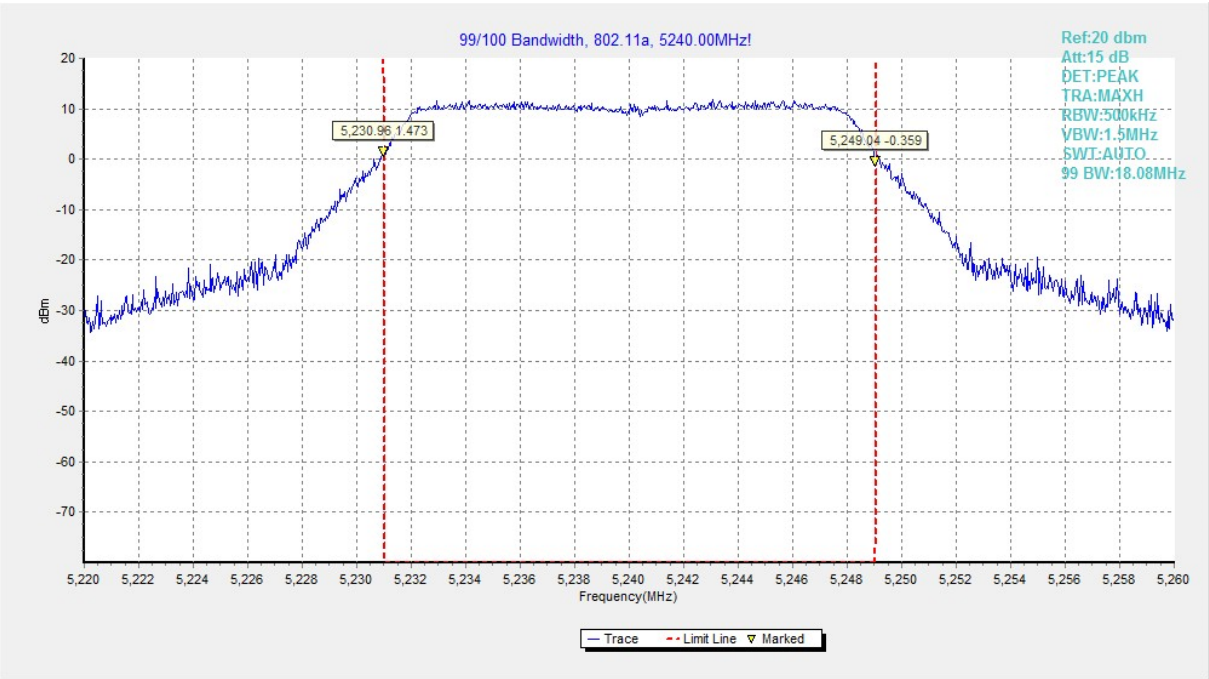

Fig.91 99% Occupied bandwidth (802.11a, 5240MHz)

©Copyright. All rights reserved by CTTL.

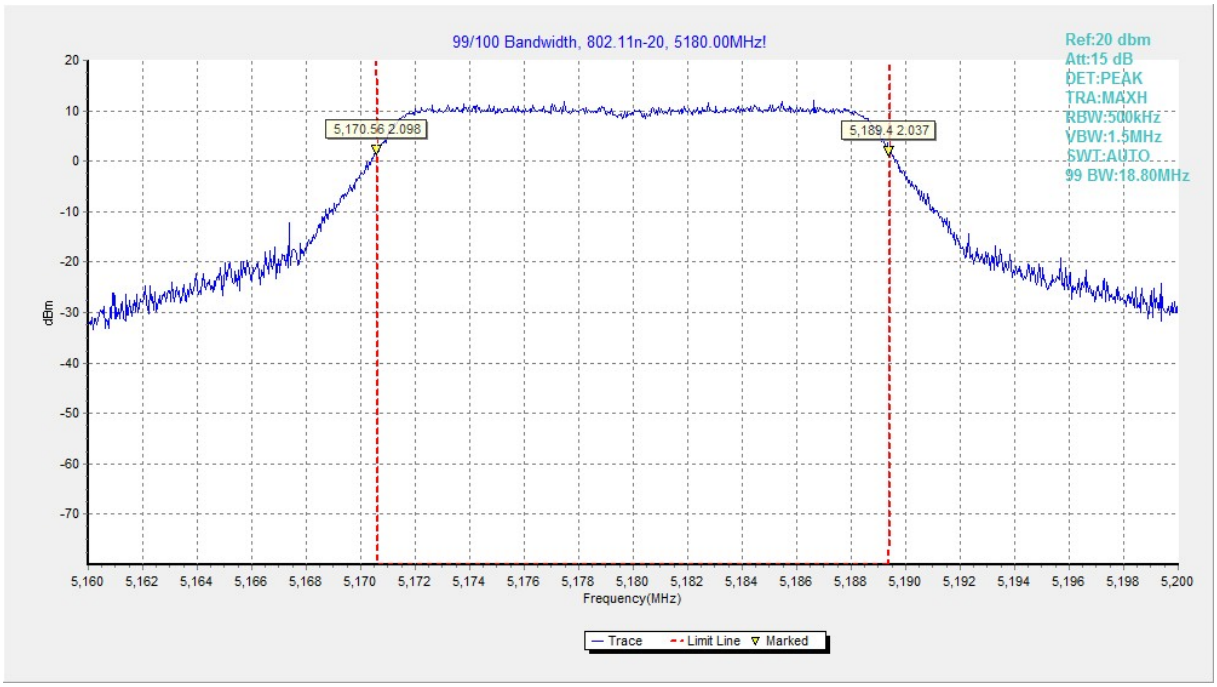

Fig.92 99% Occupied bandwidth (802.11n-HT20, 5180MHz)

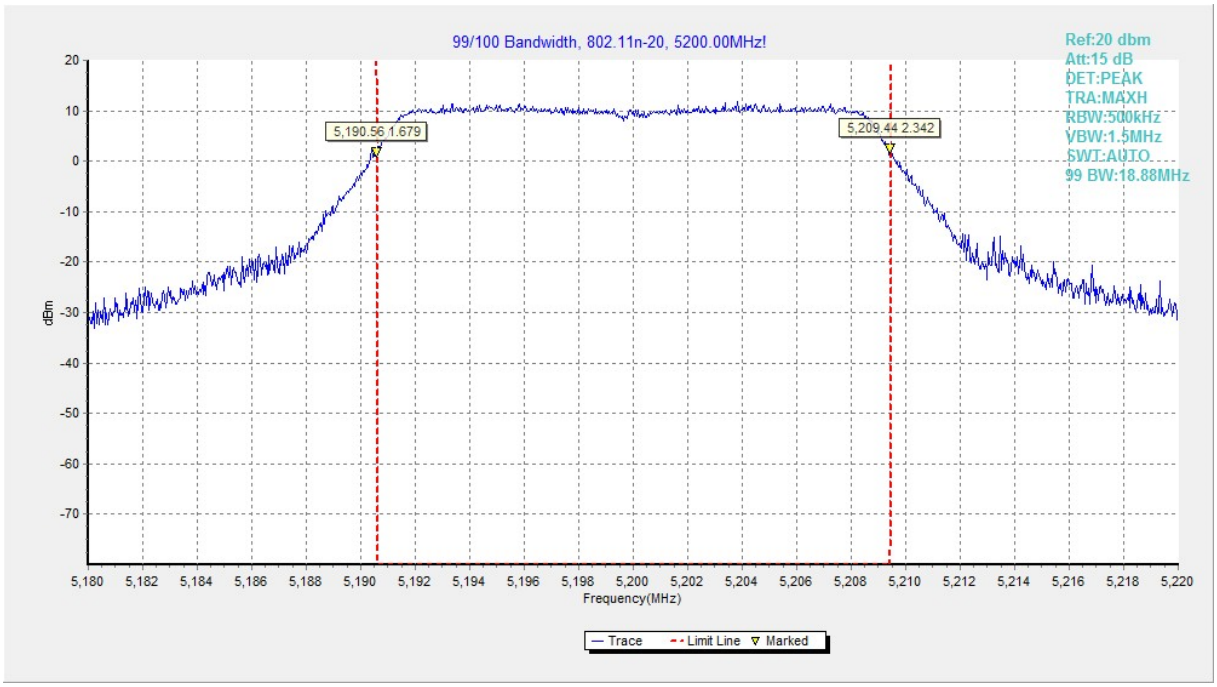

Fig.93 99% Occupied bandwidth (802.11n-HT20, 5200MHz)

©Copyright. All rights reserved by CTTL.

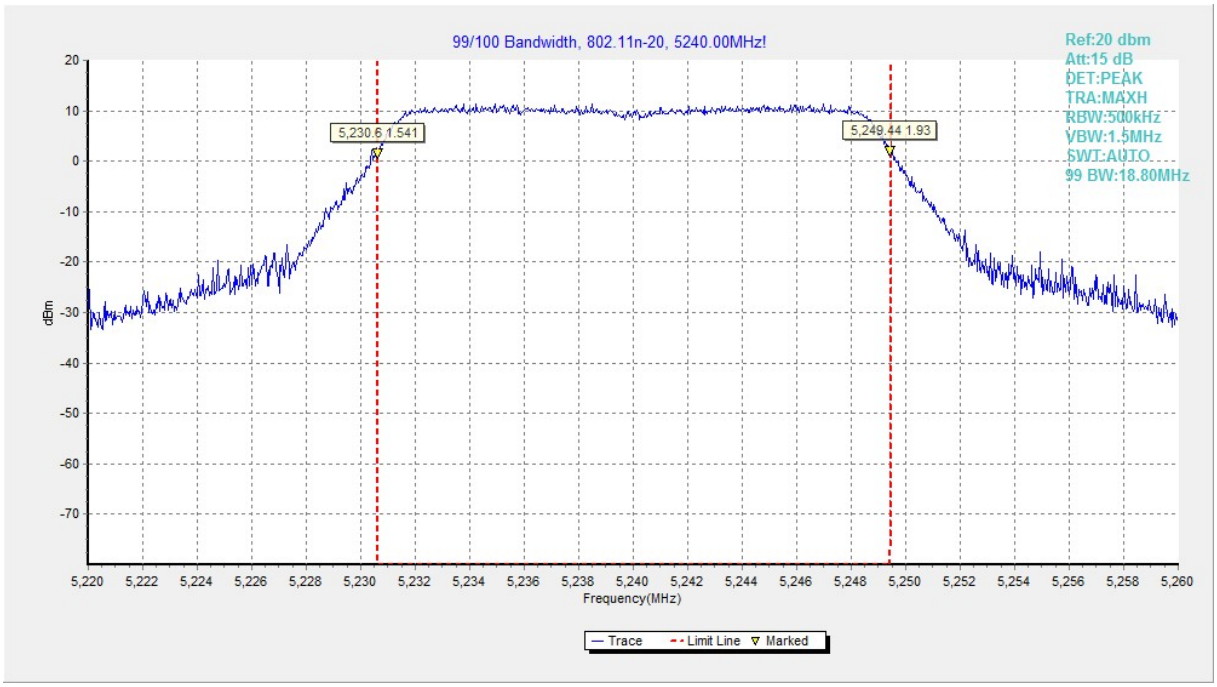

Fig.94 99% Occupied bandwidth (802.11n-HT20, 5240MHz)

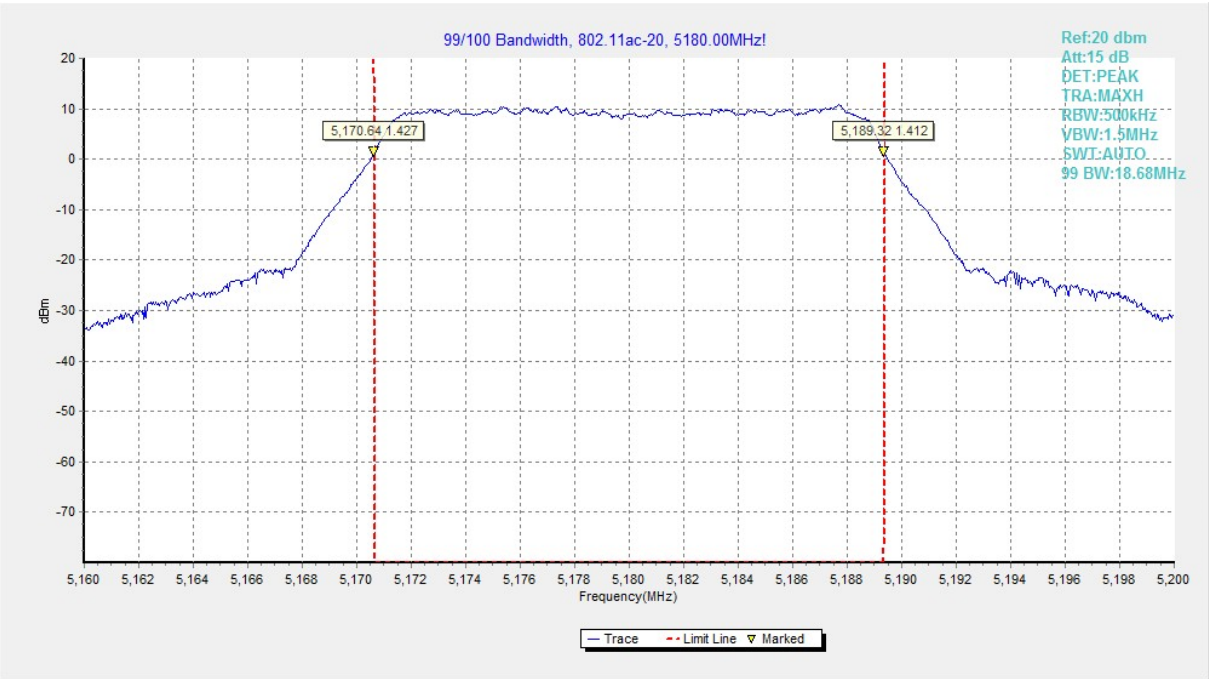

Fig.95 99% Occupied bandwidth (802.11ac-HT20, 5180MHz)

©Copyright. All rights reserved by CTTL.