TEST REPORT

No. I20Z70015-WMD03

for

Samsung Electronics. Co., Ltd.

Mobile phone

Model Name: SM-A115U

FCC ID: ZCASMA115U

with

Hardware Version: REV1.0

Software Version: A115U.001

Issued Date: 2020-04-28

Note:

The test results in this test report relate only to the devices specified in this report. This report shall not be reproduced except in full without the written approval of CTTL.

The report must not be used by the client to claim product certification, approval, or endorsement by NVLAP, NIST, or any agency of the U.S.Government.

Test Laboratory:

CTTL, Telecommunication Technology Labs, CAICT

No. 52, Huayuan North Road, Haidian District, Beijing, P. R. China 100191.

Tel: +86(0)10-62304633-2512, Fax: +86(0)10-62304633-2504

Email: cttl_terminals@caict.ac.cn, website: www.caict.ac.cn

©Copyright. All rights reserved by CTTL

REPORT HISTORY

Report Number	Revision	Description	Issue Date
I20Z70015-WMD03	Rev.0	1st edition	2020-04-28

Note: the latest revision of the test report supersedes all previous version.

©Copyright. All rights reserved by CTTL.

CONTENTS

1. TEST LABORATORY 4

1.1. INTRODUCTION & ACCREDITATION 4

1.2. TESTING LOCATION 4

1.3. TESTING ENVIRONMENT 5

1.4. PROJECT DATA 5

1.5. SIGNATURE 5

2. CLIENT INFORMATION 6

2.1. APPLICANT INFORMATION 6

2.2. MANUFACTURER INFORMATION 6

3. EQUIPMENT UNDER TEST (EUT) AND ANCILLARY EQUIPMENT (AE) 7

3.1. ABOUT EUT 7

3.2. INTERNAL IDENTIFICATION OF EUT USED DURING THE TEST 7

3.3. INTERNAL IDENTIFICATION OF AE USED DURING THE TEST 7

4. REFERENCE DOCUMENTS 8

4.1. REFERENCE DOCUMENTS FOR TESTING 8

5. LABORATORY ENVIRONMENT 9

6. SUMMARY OF TEST RESULT 10

6.1. SUMMARY OF TEST RESULTS 10

7. TEST EQUIPMENT UTILIZED 14

ANNEX A: MEASUREMENT RESULTS 15

A.1 OUTPUT POWER 15
A.2 EMISSION LIMIT 60
A.3 FREQUENCY STABILITY 72
A.4 OCCUPIED BANDWIDTH 78
A.5 EMISSION BANDWIDTH 157
A.6 BAND EDGE COMPLIANCE 236
A.7 CONDUCTED SPURIOUS EMISSION 277
A.8 PEAK-TO-AVERAGE POWER RATIO 284

ANNEX B: ACCREDITATION CERTIFICATE 286

©Copyright. All rights reserved by CTTL.

1. Test Laboratory

1.1. Introduction & Accreditation

Telecommunication Technology Labs, CAICT is an ISO/IEC 17025:2005 accredited test laboratory under NATIONAL VOLUNTARY LABORATORY ACCREDITATION PROGRAM (NVLAP) with lab code 600118-0 and is also an FCC accredited test laboratory (CN5017), and ISED accredited test laboratory (CN0066). The detail accreditation scope can be found on NVLAP website.

1.2. Testing Location

Location 1: CTTL (huayuan North Road)

Address: No. 52, Huayuan North Road, Haidian District, Beijing, P. R. China 100191

Location 2: CTTL (Shouxiang)

Address: No. 51 Shouxiang Science Building, Xueyuan Road, Haidian District, Beijing, P. R. China 100191

Location 3: CTTL (BDA)

Address: No.18A, Kangding Street, Beijing Economic-Technology Development Area, Beijing, P. R. China 100176

©Copyright. All rights reserved by CTTL.

1.3. Testing Environment

Normal Temperature: 15-35℃

Relative Humidity: 20-75%

1.4. Project data

Testing Start Date: 2020-02-17

Testing End Date: 2020-04-28

1.5. Signature

Dong Yuan

(Prepared this test report)

Zhou Yu

(Reviewed this test report)

Zhao Hui Lin

Deputy Director of the laboratory

(Approved this test report)

©Copyright. All rights reserved by CTTL.

2. Client Information

2.1. Applicant Information

Company Name:	Samsung Electronics. Co., Ltd.
Address /Post:	19 Chapin Rd.,Building D Pine Brook, NJ 07058
Contact:	Jenni Chun
Email:	j1.chun@samsung.com
Telephone:	+1-201-937-4203

2.2. Manufacturer Information

Company Name:	Samsung Electronics. Co., Ltd
Address /Post:	R5, A Tower 22 Floor A-1,(Maetan dong) 129,Samsung-ro,Yeongtong-gu, Suwon-Si, Gyeonggi-do 16677, Korea
Contact:	JP KIM
Email:	jp426.kim@samsung.com
Telephone:	+82-10-4376-0326

©Copyright. All rights reserved by CTTL.

3. Equipment Under Test (EUT) and Ancillary Equipment (AE)

3.1. About EUT

Description	Mobile phone
Model Name	SM-A115U
FCC ID	ZCASMA115U
Antenna	Embedded
Output power	44.42dBm maximum ERP measured for LTE Band 26
Extreme vol. Limits	3.6VDC to 4.4VDC (nominal: 3.82VDC)
Extreme temp. Tolerance	-10C to +65°C

Note: Components list, please refer to documents of the manufacturer; it is also included in the original test record of CTTL.

3.2. Internal Identification of EUT used during the test

EUT ID*	IMEI	HW Version	SW Version	Date of receipt
UT20a	354223110083854	REV1.0	A115U.001	2020-02-17
UT17a	354223110084449	REV1.0	A115U.001	2020-03-13
UT11a	354223110214558	REV1.0	A115U.001	2020-03-30

*EUT ID: is used to identify the test sample in the lab internally.

3.3. Internal Identification of AE used during the test

AE ID*	Description
AE1	Battery

AE1

Model	Secondary Li-ion Battery
Manufacturer	Ningde Amperex Technology Limited
Capacitance	3900mAh/4000mAh

*AE ID: is used to identify the test sample in the lab internally.

©Copyright. All rights reserved by CTTL.

4. Reference Documents

4.1. Reference Documents for testing

The following documents listed in this section are referred for testing.

Reference	Title	Version
FCC Part 24	PERSONAL COMMUNICATIONS SERVICES	10-1-19 Edition
FCC Part 22	PUBLIC MOBILE SERVICES	10-1-19 Edition
FCC Part 27	MISCELLANEOUS WIRELESS COMMUNICATIONS SERVICES	10-1-19 Edition
FCC Part 90	PRIVATE LAND MOBILE RADIO SERVICES	10-1-19 Edition
ANSI/TIA-603-E	Land Mobile FM or PM Communications Equipment Measurement and Performance Standards	2016
ANSI C63.26	American National Standard for Compliance Testing of Transmitters Used in Licensed Radio Services	2015
KDB 971168 D01	MEASUREMENT GUIDANCE FOR CERTIFICATION OF LICENSED DIGITAL TRANSMITTERS	v03r01

©Copyright. All rights reserved by CTTL.

5. LABORATORY ENVIRONMENT

Control room / conducted chamber did not exceed following limits along the EMC testing:

Temperature	Min. = 15 ˚C, Max. = 35 ˚C
Relative humidity	Min. =20 %, Max. = 80 %
Shielding effectiveness	> 110 dB
Electrical insulation	>2 MΩ
Ground system resistance	< 0.5 Ω

Fully-anechoic chamber 2 (8.6 meters×6.1 meters×3.82 meters) did not exceed following limits along the EMC testing:

Temperature	Min. = 15 ˚C, Max. = 30 ˚C
Relative humidity	Min. = 35 %, Max. = 60 %
Shielding effectiveness	> 110 dB
Electrical insulation	>2 MΩ
Ground system resistance	< 1 Ω
Site voltage standing-wave ratio (S_{VSWR})	Between 0 and 6 dB, from 1GHz to 18GHz
Uniformity of field strength	Between 0 and 6 dB, from 80 to 6000 MHz

Semi-anechoic chamber 2 / Fully-anechoic chamber 3 (10 meters×6.7 meters×6.15 meters) did not exceed following limits along the EMC testing:

Temperature	Min. = 15 ˚C, Max. = 30 ˚C
Relative humidity	Min. = 35 %, Max. = 60 %
Shielding effectiveness	> 100 dB
Electrical insulation	>2 MΩ
Ground system resistance	< 0.5 Ω
Normalised site attenuation (NSA)	<±3.5 dB, 3 m distance
Site voltage standing-wave ratio (S_{VSWR})	Between 0 and 6 dB, from 1GHz to 18GHz
Uniformity of field strength	Between 0 and 6 dB, from 80 to 6000 MHz

©Copyright. All rights reserved by CTTL.

6. SUMMARY OF TEST RESULT

6.1. Summary of test results

LTE Band 7

Items	Test Name	Clause in FCC rules	Verdict
1	Output Power	27.50	P
2	Emission Limit	2.1051/27.53	P
3	Frequency Stability	2.1055	P
4	Occupied Bandwidth	2.1049	P
5	Emission Bandwidth	27.53	P
6	Band Edge Compliance	27.53	P
7	Conducted Spurious Emission	27.53	P
8	Peak-to-Average Power Ratio	27.50	P

LTE Band 12

Items	Test Name	Clause in FCC rules	Verdict
1	Output Power	27.50	P
2	Emission Limit	2.1051/27.53	P
3	Frequency Stability	2.1055	P
4	Occupied Bandwidth	2.1049	P
5	Emission Bandwidth	27.53	P
6	Band Edge Compliance	27.53	P
7	Conducted Spurious Emission	27.53	P
8	Peak-to-Average Power Ratio	27.50	P

LTE Band 13

Items	Test Name	Clause in FCC rules	Verdict
1	Output Power	27.50	P
2	Emission Limit	2.1051/27.53	P
3	Frequency Stability	2.1055	P
4	Occupied Bandwidth	2.1049	P
5	Emission Bandwidth	27.53	P
6	Band Edge Compliance	27.53	P
7	Conducted Spurious Emission	27.53	P
8	Peak-to-Average Power Ratio	27.50	P

©Copyright. All rights reserved by CTTL.

LTE Band 25

Items	Test Name	Clause in FCC rules	Verdict
1	Output Power	24.232	P
2	Emission Limit	2.1051/24.238	P
3	Frequency Stability	2.1055	P
4	Occupied Bandwidth	2.1049	P
5	Emission Bandwidth	24.238	P
6	Band Edge Compliance	24.238	P
7	Conducted Spurious Emission	24.238	P
8	Peak-to-Average Power Ratio	24.232	P

LTE Band 26(814MHz~824MHz)

Items	Test Name	Clause in FCC rules	Verdict
1	Output Power	90.635	P
2	Emission Limit	2.1051/90.691	P
3	Frequency Stability	2.1055	P
4	Occupied Bandwidth	2.1049	P
5	Emission Bandwidth	2.1049	P
6	Band Edge Compliance	90.691	P
7	Conducted Spurious Emission	90.691	P

LTE Band 26(824MHz~849MHz)

Items	Test Name	Clause in FCC rules	Verdict
1	Output Power	22.913	P
2	Emission Limit	2.1051/22.917	P
3	Frequency Stability	2.1055	P
4	Occupied Bandwidth	2.1049	P
5	Emission Bandwidth	22.917	P
6	Band Edge Compliance	22.917	P
7	Conducted Spurious Emission	22.917	P

©Copyright. All rights reserved by CTTL.

LTE Band 41

Items	Test Name	Clause in FCC rules	Verdict
1	Output Power	27.50	P
2	Emission Limit	2.1051/27.53	P
3	Frequency Stability	2.1055	P
4	Occupied Bandwidth	2.1049	P
5	Emission Bandwidth	27.53	P
6	Band Edge Compliance	27.53	P
7	Conducted Spurious Emission	27.53	P
8	Peak-to-Average Power Ratio	27.50	P

LTE Band 66

Items	Test Name	Clause in FCC rules	Verdict
1	Output Power	27.50	P
2	Emission Limit	2.1051/27.53	P
3	Frequency Stability	2.1055	P
4	Occupied Bandwidth	2.1049	P
5	Emission Bandwidth	27.53	P
6	Band Edge Compliance	27.53	P
7	Conducted Spurious Emission	27.53	P
8	Peak-to-Average Power Ratio	27.50	P

LTE Band 71

Items	Test Name	Clause in FCC rules	Verdict
1	Output Power	27.50	P
2	Emission Limit	2.1051/27.53	P
3	Frequency Stability	2.1055	P
4	Occupied Bandwidth	2.1049	P
5	Emission Bandwidth	27.53	P
6	Band Edge Compliance	27.53	P
7	Conducted Spurious Emission	27.53	P
8	Peak-to-Average Power Ratio	27.50	P

©Copyright. All rights reserved by CTTL.

Terms used in Verdict column

P	Pass. The EUT complies with the essential requirements in the standard.
NP	Not Performed. The test was not performed by CTTL.
NA	Not Applicable. The test was not applicable.
BR	Re-use test data from basic model report.
F	Fail. The EUT does not comply with the essential requirements in the standard.

Explanation of worst-case configuration

The worst-case scenario for all measurements is based on the conducted output power measurement investigation results. Output power was measured on QPSK,16QAM and 64QAM modulations. It was found that QPSK was the worst case. All testing was performed using QPSK modulations to represent the worst case unless otherwise stated. The test results shown in the following sections represent the worst case emission.

©Copyright. All rights reserved by CTTL.

7. Test Equipment Utilized

NO.	Description	TYPE	series number	MANUFACTURE	CAL DUE DATE	Calibration interval
1	EMI Antenna	VULB9163	9163-483	Schwarzbeck	2020-09-16	1 year
2	EMI Antenna	3117	00058889	ETS-Lindgren	2020-11-18	1 year
3	EMI Antenna	3117	00119021	ETS-Lindgren	2021-01-14	1 year
4	Universal Radio Communication Tester	CMW500	159082	R&S	2020-12-24	1 year
5	Spectrum Analyzer	FSU26	200030	R&S	2020-06-03	1 year
6	EMI Antenna	9117	167	Schwarzbeck	2020-05-27	1 year
7	Signal Generator	N5183A	MY49060052	R&S	2020-06-24	1 year
8	Climate chamber	SH-242	93008556	ESPEC	2020-12-21	3 year
9	Test Receiver	E4440A	MY48250642	Agilent	2021-03-13	1 year
10	Universal Radio Communication Tester	CMW500	143008	R&S	2020-11-26	1 year
11	Universal Radio Communication Tester	E5515C	MY48363198	Agilent	2020-06-23	1 year
12	Power Amplifier	5S1G4	0341863	AR	/	
13	Universal Radio Communication Tester	MT8821C	6201623363	Auritsu	2020-07-11	1 year

©Copyright. All rights reserved by CTTL.

ANNEX A: MEASUREMENT RESULTS

A.1 OUTPUT POWER

A.1.1 Summary

During the process of testing, the EUT was controlled via Rhode & Schwarz Universal Radio Communication Tester (CMW500) or Anritsu Radio Communication Analyzer (MT8821C) to ensure max power transmission and proper modulation.

In all cases, output power is within the specified limits.

A.1.2 Conducted

A.1.2.1 Method of Measurements

The EUT was set up for the max output power with pseudo random data modulation.

These measurements were done at 3 frequencies (bottom, middle and top of operational frequency range) for each bandwidth.

©Copyright. All rights reserved by CTTL.

A.1.2.2 Measurement result

LTE band 7

Bandwidth	RB size/offset	Frequency (MHz)	Power (dBm)		
			QPSK	16QAM	64QAM
5MHz	1 RB high	2567.5	22.32	21.44	20.99
		2535	22.27	21.53	21.13
		2502.5	22.35	21.93	20.90
	1 RB low	2567.5	22.45	21.52	21.16
		2535	22.45	21.57	21.22
		2502.5	22.37	21.93	21.05
	50% RB mid	2567.5	21.44	20.49	19.99
		2535	21.38	20.49	20.05
		2502.5	21.41	20.61	19.87
	100% RB	2567.5	21.43	20.43	19.98
		2535	21.37	20.46	20.06
		2502.5	21.36	20.43	19.75
10MHz	1 RB high	2565	22.42	21.88	21.23
		2535	22.47	21.45	21.25
		2505	22.42	21.32	21.07
	1 RB low	2565	22.59	21.95	21.43
		2535	22.60	21.70	21.36
		2505	22.61	21.50	21.18
	50% RB mid	2565	21.47	20.47	20.04
		2535	21.42	20.46	20.10
		2505	21.44	20.42	19.88
	100% RB	2565	21.38	20.45	20.02
		2535	21.46	20.49	20.01
		2505	21.46	20.42	19.85
15MHz	1 RB high	2562.5	22.21	21.56	20.85
		2535	22.10	21.11	21.00
		2507.5	22.20	21.55	20.72
	1 RB low	2562.5	22.23	21.59	21.13
		2535	22.17	21.20	20.93
		2507.5	22.35	21.67	20.83
	50% RB mid	2562.5	21.35	20.36	19.94
		2535	21.37	20.36	19.94
		2507.5	21.44	20.45	19.83
	100% RB	2562.5	21.37	20.39	19.98
		2535	21.34	20.33	19.89
		2507.5	21.38	20.42	19.76

©Copyright. All rights reserved by CTTL.

20MHz	1 RB high	2560	22.17	21.59	20.89
		2535	22.23	21.65	21.04
		2510	22.19	21.73	20.78
	1 RB low	2560	22.32	21.73	21.14
		2535	22.22	21.59	21.08
		2510	22.20	21.88	20.94
	50% RB mid	2560	21.43	20.46	20.05
		2535	21.38	20.36	19.92
		2510	21.36	20.37	19.84
	100% RB	2560	21.41	20.40	19.94
		2535	21.36	20.39	19.86
		2510	21.35	20.37	19.66

©Copyright. All rights reserved by CTTL.

LTE band 12

Bandwidth	RB size/offset	Frequency (MHz)	Power (dBm)		
			QPSK	16QAM	64QAM
1.4MHz	1 RB high	715.3	24.45	23.54	22.87
		707.5	24.68	23.72	22.74
		699.7	24.59	24.08	22.74
	1 RB low	715.3	24.45	23.58	22.90
		707.5	24.55	23.63	22.67
		699.7	24.39	23.82	22.79
	50% RB mid	715.3	24.74	23.69	22.75
		707.5	24.61	23.56	22.70
		699.7	24.48	23.67	22.69
	100% RB	715.3	23.51	22.61	21.56
		707.5	23.45	22.61	21.43
		699.7	23.69	22.55	21.64
3MHz	1 RB high	714.5	24.53	23.60	22.75
		707.5	24.56	23.48	22.73
		700.5	24.55	24.00	22.71
	1 RB low	714.5	24.72	23.89	22.89
		707.5	24.46	23.48	22.68
		700.5	24.45	23.87	22.86
	50% RB mid	714.5	23.72	22.70	21.72
		707.5	23.63	22.80	21.63
		700.5	23.52	22.74	21.67
	100% RB	714.5	23.70	22.59	21.68
		707.5	23.68	22.69	21.70
		700.5	23.63	22.57	21.58
5MHz	1 RB high	713.5	24.68	23.78	22.72
		707.5	24.76	24.09	22.63
		701.5	24.68	23.71	22.72
	1 RB low	713.5	24.87	23.90	23.06
		707.5	24.95	24.11	22.68
		701.5	24.51	23.60	22.79
	50% RB mid	713.5	23.62	22.51	21.66
		707.5	23.57	22.76	21.60
		701.5	23.69	22.83	21.65
	100% RB	713.5	23.67	22.72	21.72
		707.5	23.59	22.69	21.63
		701.5	23.83	22.74	21.60
10MHz	1 RB high	711.0	24.68	23.74	22.76
		707.5	24.95	23.84	22.64

©Copyright. All rights reserved by CTTL.

		704.0	24.87	24.17	22.83
	1 RB low	711.0	24.95	23.94	23.06
		707.5	24.94	23.83	22.97
		704.0	24.41	23.81	23.25
	50% RB mid	711.0	23.62	22.81	21.60
		707.5	23.64	22.74	21.69
		704.0	23.76	22.72	21.65
	100% RB	711.0	23.74	22.76	21.69
		707.5	23.76	22.76	21.63
		704.0	23.61	22.73	21.70

©Copyright. All rights reserved by CTTL.

LTE band 13

Bandwidth	RB size/offset	Frequency (MHz)	Power (dBm)		
			QPSK	16QAM	64QAM
5MHz	1 RB high	784.5	23.90	23.07	22.22
		782	23.66	22.72	21.87
		779.5	23.88	22.77	21.92
	1 RB low	784.5	23.81	23.14	22.28
		782	23.54	22.62	21.78
		779.5	22.66	21.75	20.95
	50% RB mid	784.5	22.70	21.92	21.11
		782	22.65	21.80	20.99
		779.5	22.74	21.72	20.92
	100% RB	784.5	22.70	21.78	20.97
		782	22.79	21.68	20.88
		779.5	23.90	23.07	22.22
10MHz	1 RB high	782.0	23.92	22.76	21.91
	1 RB low	782.0	23.96	22.76	21.91
	50% RB mid	782.0	22.72	21.74	20.93
	100% RB	782.0	22.81	21.82	21.01

©Copyright. All rights reserved by CTTL.

LTE band 25

Bandwidth	RB size/offset	Frequency (MHz)	Power (dBm)		
			QPSK	16QAM	64QAM
1.4MHz	1 RB high	1914.3	23.18	22.75	21.50
		1882.5	23.65	22.59	21.90
		1850.7	23.61	22.72	21.72
	1 RB low	1914.3	23.32	22.84	21.52
		1882.5	23.45	22.68	21.97
		1850.7	23.69	22.75	21.77
	50% RB mid	1914.3	23.21	22.67	21.52
		1882.5	23.68	22.74	21.87
		1850.7	23.70	22.70	21.82
	100% RB	1914.3	22.53	21.64	20.86
		1882.5	22.67	21.76	20.66
		1850.7	22.56	21.75	20.85
3MHz	1 RB high	1913.5	23.06	22.78	21.67
		1882.5	23.50	22.62	21.69
		1851.5	23.59	22.48	21.53
	1 RB low	1913.5	23.65	23.06	21.88
		1882.5	23.48	22.69	21.83
		1851.5	23.67	22.56	21.63
	50% RB mid	1913.5	22.58	21.68	20.73
		1882.5	22.67	21.72	20.81
		1851.5	22.68	21.88	20.88
	100% RB	1913.5	22.67	21.69	20.73
		1882.5	22.69	21.66	20.74
		1851.5	22.60	21.71	20.82
5MHz	1 RB high	1912.5	23.22	22.20	21.54
		1882.5	23.59	22.75	22.16
		1852.5	23.59	23.18	21.71
	1 RB low	1912.5	23.64	22.76	21.84
		1882.5	23.83	22.87	22.32
		1852.5	23.67	23.29	21.78
	50% RB mid	1912.5	22.75	21.71	20.85
		1882.5	22.76	21.77	20.98
		1852.5	22.69	21.88	20.79
	100% RB	1912.5	22.80	21.67	20.84
		1882.5	22.61	21.70	20.81
		1852.5	22.74	21.78	20.77
10MHz	1 RB high	1910.0	23.16	22.42	21.48

©Copyright. All rights reserved by CTTL.

		1882.5	23.76	22.88	22.14
		1855.0	23.82	22.75	21.97
	1 RB low	1910.0	23.76	23.05	21.70
		1882.5	23.92	22.95	22.13
		1855.0	23.58	22.75	22.02
	50% RB mid	1910.0	22.65	21.67	20.80
		1882.5	22.72	21.79	20.85
		1855.0	22.84	21.78	20.90
	100% RB	1910.0	22.70	21.80	20.90
		1882.5	22.83	21.84	20.93
		1855.0	22.80	21.77	20.90
15MHz	1 RB high	1907.5	23.39	22.50	21.55
		1882.5	23.54	22.49	22.01
		1857.5	23.57	22.94	21.92
	1 RB low	1907.5	23.70	23.11	21.56
		1882.5	23.65	22.59	22.03
		1857.5	23.61	22.97	21.89
	50% RB mid	1907.5	22.77	21.77	20.69
		1882.5	22.66	21.57	20.84
		1857.5	22.61	21.74	20.65
	100% RB	1907.5	22.72	21.82	20.86
		1882.5	22.67	21.75	20.84
		1857.5	22.60	21.64	20.71
20MHz	1 RB high	1905.0	23.35	22.78	21.56
		1882.5	23.18	22.80	21.85
		1860.0	23.25	22.59	21.67
	1 RB low	1905.0	23.71	23.16	21.95
		1882.5	23.57	23.13	22.23
		1860.0	23.53	22.88	21.99
	50% RB mid	1905.0	22.66	21.76	20.66
		1882.5	22.61	21.79	20.79
		1860.0	22.48	21.58	20.70
	100% RB	1905.0	22.79	21.72	20.70
		1882.5	22.67	21.68	20.78
		1860.0	22.58	21.57	20.67

©Copyright. All rights reserved by CTTL.

LTE band 26(814MHz~824MHz)

Bandwidth	RB size/offset	Frequency (MHz)	Power (dBm)		
			QPSK	16QAM	64QAM
1.4MHz	1 RB high	823.3	23.86	22.96	22.24
		819.0	24.72	23.65	22.72
		814.7	22.87	22.98	22.15
	1 RB low	823.3	23.92	22.95	22.11
		819.0	24.67	23.65	22.63
		814.7	22.93	23.07	22.36
	50% RB mid	823.3	23.90	23.11	22.12
		819.0	24.73	23.89	22.89
		814.7	23.96	23.18	22.27
	100% RB	823.3	22.88	22.09	21.06
		819.0	23.60	22.86	21.72
		814.7	22.90	22.16	21.18
3MHz	1 RB high	822.5	23.84	22.92	22.18
		819.0	24.59	23.82	22.85
		815.5	23.75	23.34	22.07
	1 RB low	822.5	23.83	22.89	22.16
		819.0	24.59	23.87	22.85
		815.5	23.94	23.38	22.35
	50% RB mid	822.5	22.96	22.00	21.06
		819.0	23.73	22.77	21.85
		815.5	22.87	21.98	21.04
	100% RB	822.5	22.91	21.90	21.08
		819.0	23.71	22.60	21.77
		815.5	22.82	21.83	21.18
5MHz	1 RB high	821.5	24.50	23.76	22.86
		819.0	24.49	23.70	22.79
		816.5	24.65	23.74	22.81
	1 RB low	821.5	24.54	23.76	22.88
		819.0	24.54	23.77	22.92
		816.5	24.76	23.81	23.01
	50% RB mid	821.5	23.69	22.84	21.86
		819.0	23.73	22.87	21.82
		816.5	23.75	22.76	21.89
	100% RB	821.5	23.83	22.72	21.87
		819.0	23.77	22.70	21.85
		816.5	23.72	22.68	21.83
10MHz	1 RB high	819.0	25.02	24.05	23.11
	1 RB low	819.0	25.14	24.22	23.21

©Copyright. All rights reserved by CTTL.

	50% RB mid	819.0	23.72	22.85	21.89
	100% RB	819.0	23.76	22.87	21.86

©Copyright. All rights reserved by CTTL.

LTE band 26(824MHz~849MHz)

Bandwidth	RB size/offset	Frequency (MHz)	Power (dBm)		
			QPSK	16QAM	64QAM
1.4MHz	1 RB high	848.3	24.29	23.57	22.96
		836.5	24.78	23.84	23.03
		824.7	23.97	22.85	22.41
	1 RB low	848.3	24.73	23.68	23.17
		836.5	24.79	23.83	23.01
		824.7	24.01	22.85	22.08
	50% RB mid	848.3	24.64	23.82	23.03
		836.5	24.77	23.97	22.94
		824.7	23.87	23.06	22.19
	100% RB	848.3	23.63	22.80	21.88
		836.5	23.72	22.93	21.84
		824.7	22.85	22.11	21.09
3MHz	1 RB high	847.5	24.17	23.45	22.98
		836.5	24.78	23.82	22.88
		825.5	24.61	24.22	23.16
	1 RB low	847.5	24.79	23.76	23.37
		836.5	24.79	23.84	23.03
		825.5	24.66	24.29	23.18
	50% RB mid	847.5	23.76	22.75	21.97
		836.5	23.82	22.85	21.98
		825.5	23.76	22.79	21.82
	100% RB	847.5	23.65	22.61	22.06
		836.5	23.79	22.67	21.96
		825.5	23.68	22.62	21.76
5MHz	1 RB high	846.5	24.06	23.36	22.94
		836.5	24.54	23.75	23.05
		826.5	24.47	23.70	22.98
	1 RB low	846.5	24.62	23.88	23.27
		836.5	24.61	23.88	23.07
		826.5	24.59	23.82	22.98
	50% RB mid	846.5	23.75	22.90	22.05
		836.5	23.80	22.92	22.04
		826.5	23.77	22.81	21.87
	100% RB	846.5	23.80	22.74	22.11
		836.5	23.82	22.76	22.03
		826.5	23.80	22.71	21.96
10MHz	1 RB high	844.0	24.14	23.32	22.71
		836.5	24.92	23.99	22.86

©Copyright. All rights reserved by CTTL.

		829.0	24.99	24.18	23.19
	1 RB low	844.0	25.01	24.09	23.48
		836.5	25.07	24.16	23.25
		829.0	25.00	24.03	23.24
	50% RB mid	844.0	23.82	22.94	22.09
		836.5	23.76	22.89	22.04
		829.0	23.82	22.83	21.92
	100% RB	844.0	23.88	22.86	22.02
		836.5	23.86	22.83	22.21
		829.0	23.75	22.79	21.84
15MHz	1 RB high	841.5	24.41	23.89	23.24
		836.5	25.21	24.66	23.79
		831.5	25.05	24.42	23.73
	1 RB low	841.5	25.36	24.73	23.81
		836.5	25.04	24.57	23.73
		831.5	24.98	24.34	23.26
	50% RB mid	841.5	24.44	23.37	22.58
		836.5	24.21	23.13	22.51
		831.5	23.94	22.82	22.15
	100% RB	841.5	24.33	23.31	22.54
		836.5	24.16	23.21	22.32
		831.5	23.90	23.06	22.09

©Copyright. All rights reserved by CTTL.

LTE band 41-HPUE

Bandwidth	RB size/offset	Frequency (MHz)	Power (dBm)		
			QPSK	16QAM	64QAM
5MHz	1 RB high	2687.5	26.52	25.49	24.53
		2593.0	26.81	25.94	24.97
		2498.5	26.77	26.19	25.21
	1 RB low	2687.5	26.49	25.73	24.77
		2593.0	26.99	26.13	25.15
		2498.5	26.97	26.14	25.16
	50% RB mid	2687.5	25.88	24.88	23.95
		2593.0	25.78	24.77	23.85
		2498.5	25.65	24.83	23.90
	100% RB	2687.5	25.79	24.97	24.03
		2593.0	25.83	24.82	23.89
		2498.5	25.75	24.72	23.80
10MHz	1 RB high	2685.0	26.47	25.43	24.48
		2593.0	26.97	26.38	25.39
		2501.0	26.93	26.21	25.22
	1 RB low	2685.0	26.46	25.86	24.89
		2593.0	27.02	26.36	25.37
		2501.0	26.97	26.18	25.20
	50% RB mid	2685.0	25.82	24.88	23.95
		2593.0	25.88	24.88	23.94
		2501.0	25.87	24.94	24.01
	100% RB	2685.0	25.94	24.98	24.04
		2593.0	25.90	24.86	23.93
		2501.0	25.84	24.86	23.93
15MHz	1 RB high	2682.5	26.52	25.62	24.66
		2593.0	27.27	26.53	25.54
		2503.5	27.06	26.42	25.43
	1 RB low	2682.5	26.72	26.14	25.16
		2593.0	26.88	26.15	25.17
		2503.5	27.01	26.42	25.43
	50% RB mid	2682.5	26.08	25.10	24.16
		2593.0	26.08	25.15	24.21
		2503.5	26.04	25.05	24.12
	100% RB	2682.5	26.02	25.09	24.15
		2593.0	26.05	25.06	24.12
		2503.5	26.07	25.08	24.14

©Copyright. All rights reserved by CTTL.

20MHz	1 RB high	2680.0	27.19	25.51	24.56
		2593.0	27.41	26.67	25.67
		2506.0	27.36	26.38	25.39
	1 RB low	2680.0	27.03	26.14	25.17
		2593.0	27.06	26.50	25.50
		2506.0	27.18	26.19	25.20
	50% RB mid	2680.0	25.98	25.09	24.15
		2593.0	26.16	25.13	24.19
		2506.0	26.09	25.12	24.18
	100% RB	2680.0	26.05	25.10	24.16
		2593.0	26.10	25.10	24.16
		2506.0	26.00	25.06	24.12

©Copyright. All rights reserved by CTTL.

LTE band 66

Bandwidth	RB size/offset	Frequency (MHz)	Power (dBm)		
			QPSK	16QAM	64QAM
1.4MHz	1 RB high	1779.3	23.88	22.81	22.24
		1745.0	23.84	22.85	22.28
		1710.7	23.74	22.72	22.15
	1 RB low	1779.3	23.87	22.91	22.34
		1745.0	23.86	22.89	22.32
		1710.7	23.98	22.72	22.15
	50% RB mid	1779.3	23.88	22.94	22.37
		1745.0	23.72	22.91	22.34
		1710.7	23.91	22.76	22.19
	100% RB	1779.3	22.85	21.79	21.24
		1745.0	22.72	21.82	21.27
		1710.7	22.69	21.76	21.22
3MHz	1 RB high	1778.5	24.00	22.90	22.33
		1745.0	23.78	22.95	22.38
		1711.5	23.76	22.67	22.10
	1 RB low	1778.5	23.94	22.51	21.95
		1745.0	23.72	22.41	21.85
		1711.5	23.74	22.70	22.13
	50% RB mid	1778.5	22.93	21.90	21.35
		1745.0	22.93	21.94	21.39
		1711.5	22.97	21.87	21.32
	100% RB	1778.5	22.97	21.93	21.38
		1745.0	22.89	21.82	21.27
		1711.5	22.87	21.78	21.23
5MHz	1 RB high	1777.5	23.66	22.78	22.21
		1745.0	23.61	22.91	22.33
		1712.5	23.50	22.94	22.37
	1 RB low	1777.5	23.83	22.95	22.37
		1745.0	23.73	22.94	22.37
		1712.5	23.74	22.91	22.34
	50% RB mid	1777.5	22.86	21.86	21.31
		1745.0	22.64	21.69	21.15
		1712.5	22.60	21.74	21.19
	100% RB	1777.5	22.89	21.69	21.15
		1745.0	22.63	21.66	21.12
		1712.5	22.67	21.66	21.11
10MHz	1 RB high	1775.0	23.88	22.94	22.37
		1745.0	23.92	22.95	22.37

©Copyright. All rights reserved by CTTL.

		1715.0	23.91	22.85	22.27
	1 RB low	1775.0	23.35	22.48	21.92
		1745.0	23.14	22.05	21.50
		1715.0	23.34	22.01	21.46
	50% RB mid	1775.0	22.76	21.83	21.28
		1745.0	22.70	21.77	21.22
		1715.0	22.85	21.78	21.24
	100% RB	1775.0	22.73	21.84	21.30
		1745.0	22.67	21.70	21.15
		1715.0	22.65	21.64	21.09
15MHz	1 RB high	1772.5	23.85	22.91	22.34
		1745.0	23.81	22.68	22.12
		1717.5	23.62	22.86	22.29
	1 RB low	1772.5	23.94	22.92	22.35
		1745.0	23.82	22.87	22.29
		1717.5	23.74	22.83	22.26
	50% RB mid	1772.5	22.74	21.78	21.23
		1745.0	22.76	21.76	21.22
		1717.5	22.67	21.65	21.11
	100% RB	1772.5	22.74	21.75	21.20
		1745.0	22.72	21.74	21.19
		1717.5	22.61	21.71	21.17
20MHz	1 RB high	1770.0	23.91	22.72	22.15
		1745.0	23.95	22.89	22.32
		1720.0	23.96	22.82	22.24
	1 RB low	1770.0	23.43	22.31	21.76
		1745.0	23.65	22.98	22.40
		1720.0	23.28	22.86	22.29
	50% RB mid	1770.0	22.67	21.71	21.17
		1745.0	22.70	21.79	21.25
		1720.0	22.59	21.69	21.14
	100% RB	1770.0	22.67	21.70	21.16
		1745.0	22.63	21.58	21.04
		1720.0	22.72	21.63	21.09

©Copyright. All rights reserved by CTTL.

LTE band 71

Bandwidth	RB size/offset	Frequency (MHz)	Power (dBm)		
			QPSK	16QAM	64QAM
5MHz	1 RB high	695.5	24.57	24.02	22.91
		680.5	24.46	23.55	22.90
		665.5	24.58	23.57	22.89
	1 RB low	695.5	24.66	24.01	22.91
		680.5	24.57	23.63	22.98
		665.5	24.06	23.22	22.62
	50% RB mid	695.5	23.43	22.56	21.92
		680.5	23.55	22.55	21.87
		665.5	23.62	22.67	22.01
	100% RB	695.5	23.60	22.56	21.97
		680.5	23.60	22.57	21.92
		665.5	23.58	22.61	21.93
10MHz	1 RB high	693	24.57	24.01	22.94
		680.5	24.71	23.52	22.81
		668	24.19	23.21	22.64
	1 RB low	693	24.59	23.96	22.93
		680.5	24.75	23.70	22.90
		668	24.01	23.24	22.58
	50% RB mid	693	23.58	22.60	21.95
		680.5	23.54	22.71	22.05
		668	23.56	22.67	22.00
	100% RB	693	23.52	22.55	21.89
		680.5	23.57	22.61	21.96
		668	23.60	22.54	22.00
15MHz	1 RB high	690.5	24.46	23.55	23.26
		680.5	24.65	23.96	23.29
		670.5	24.81	24.01	22.87
	1 RB low	690.5	24.65	23.66	23.41
		680.5	24.75	24.15	23.49
		670.5	24.44	23.81	22.68
	50% RB mid	690.5	23.60	22.50	21.98
		680.5	23.67	22.79	22.02
		670.5	23.73	22.64	21.99
	100% RB	690.5	23.60	22.60	21.98
		680.5	23.76	22.65	22.02
		670.5	23.74	22.73	22.02

©Copyright. All rights reserved by CTTL.

20MHz	1 RB high	688	24.53	24.03	23.39
		680.5	24.66	24.08	23.39
		673	25.05	24.19	23.50
	1 RB low	688	24.75	24.28	23.60
		680.5	24.73	24.20	23.53
		673	25.25	24.39	23.75
	50% RB mid	688	23.64	22.64	21.97
		680.5	23.74	22.66	22.00
		673	23.68	22.70	22.03
	100% RB	688	23.57	22.61	21.95
		680.5	23.69	22.72	22.07
		673	23.70	22.84	22.16

©Copyright. All rights reserved by CTTL.

A.1.3 Radiated

A.1.3.1 Description

This is the test for the maximum radiated power from the EUT.

Rule Part 22.913(a) specifies "Mobile stations are limited to 2.0 watts EIRP.".

Rule Part 24.232(b) specifies, "Mobile/portable stations are limited to 2 watts e.i.r.p. Peak power" and 24.232(c) specifies that "Peak transmit power must be measured over any interval of continuous transmission using instrumentation calibrated in terms of an rms-equivalent voltage."

Rule Part 27.50(d) specifies "Fixed, mobile, and portable (handheld) stations operating in the 1710–1755 MHz band are limited to 1 watt EIRP".

Rule Part 27.50(h)(2) specifies "Mobile stations are limited to 2.0 watts EIRP.".

Rule Part 27.50(c) specifies "Portable stations (hand-held de-vices) are limited to 3 watts ERP.".

Rule Part 90.635(b) specifies "The maximum output power of the transmitter for mobile stations is 100 watts(50dBm)".

A.1.3.2 Method of Measurement

The measurements procedures in TIA-603E-2016 are used.

1. EUT was placed on a 1.5-meter-high non-conductive stand at a 3-meter test distance from the receive antenna. A receiving antenna was placed on the antenna mast 3 meters from the EUT for emission measurements. The height of receiving antenna is 1.5m. The test setup refers to figure below. Detected emissions were maximized at each frequency by rotating the EUT through 360 and adjusting the receiving antenna polarization. The radiated emission measurements of all transmit frequencies in three channels (High, Middle, Low) were measured with rms detector.



2. The EUT is then put into continuously transmitting mode at its maximum power level during the test. And the maximum value of the receiver should be recorded as (Pr).
3. The EUT shall be replaced by a substitution antenna. The test setup refers to figure below.

©Copyright. All rights reserved by CTTL.

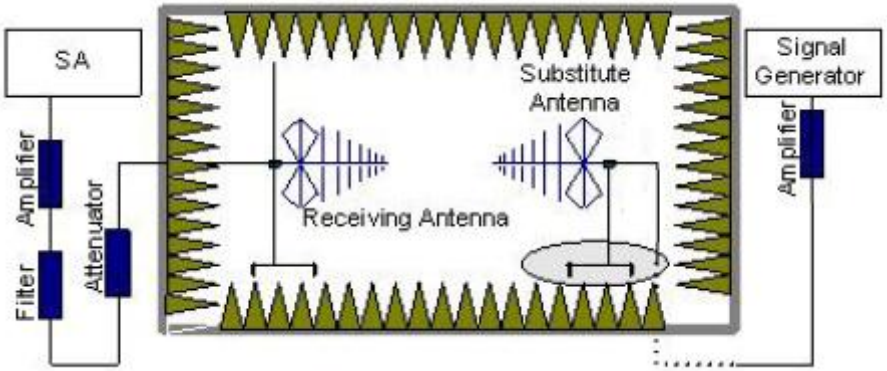

In the chamber, a substitution antenna for the frequency band of interest is placed at the reference point of the chamber. An RF signal source for the frequency band of interest is connected to the substitution antenna with a cable that has been constructed to not interfere with the radiation pattern of the antenna. A power (P_{Mea}) is applied to the input of the substitution antenna. Adjust the level of the signal generator output until the value of the receiver reaches the previously recorded (P_r). The power of signal source (P_{Mea}) is recorded. The test should be performed by rotating the test item and adjusting the receiving antenna polarization.

4. An amplifier should be connected to the Signal Source output port. And the cable should be connected between the amplifier and the substitution antenna.
   The cable loss (P_{cl}), the substitution antenna Gain (G_a) and the amplifier Gain (P_{Ag}) should be recorded after test.
   The measurement results are obtained as described below:
   Power (EIRP) = $P_{Mea} + P_{Ag} - P_{cl} + G_a$
5. This value is EIRP since the measurement is calibrated using an antenna of known gain (unit dBi) and known input power.
6. ERP can be calculated from EIRP by subtracting the gain of the dipole, ERP = EIRP - 2.15.

©Copyright. All rights reserved by CTTL.

A.1.3.3 Measurement result

LTE Band 7- EIRP

Limits: ≤33 dBm (2W)

LTE Band 7_5MHz_QPSK

Frequency (MHz)	P_{Mea} (dBm)	P_{cl} (dB)	P_{Ag} (dB)	G_a (dBi)	EIRP (dBm)	Limit (dBm)	Margin (dB)	Polarization
2502.50	-25.74	3.58	45.68	6.10	22.46	33.00	10.54	H
2535.00	-24.10	3.63	44.82	6.16	23.25	33.00	9.75	H
2567.50	-26.11	3.65	44.92	6.22	21.38	33.00	11.62	H

LTE Band 7_10MHz_QPSK

Frequency (MHz)	P_{Mea} (dBm)	P_{cl} (dB)	P_{Ag} (dB)	G_a (dBi)	EIRP (dBm)	Limit (dBm)	Margin (dB)	Polarization
2505.00	-25.89	3.59	45.64	6.11	22.27	33.00	10.73	H
2535.00	-24.14	3.63	44.82	6.16	23.21	33.00	9.79	H
2565.00	-26.33	3.65	44.97	6.22	21.21	33.00	11.79	H

LTE Band 7_15MHz_QPSK

Frequency (MHz)	P_{Mea} (dBm)	P_{cl} (dB)	P_{Ag} (dB)	G_a (dBi)	EIRP (dBm)	Limit (dBm)	Margin (dB)	Polarization
2507.50	-26.13	3.59	44.92	6.11	21.31	33.00	11.69	H
2535.00	-24.85	3.63	44.82	6.16	22.50	33.00	10.50	H
2562.50	-27.35	3.65	45.67	6.21	20.88	33.00	12.12	H

LTE Band 7_20 MHz_QPSK

Frequency (MHz)	P_{Mea} (dBm)	P_{cl} (dB)	P_{Ag} (dB)	G_a (dBi)	EIRP (dBm)	Limit (dBm)	Margin (dB)	Polarization
2510.00	-26.69	3.58	45.36	6.12	21.21	33.00	11.79	H
2535.00	-24.91	3.63	44.82	6.16	22.44	33.00	10.56	H
2560.00	-27.54	3.64	45.98	6.21	21.01	33.00	11.99	H

©Copyright. All rights reserved by CTTL.

LTE Band 7_5MHz_16QAM

Frequency (MHz)	P_{Mea} (dBm)	P_{cl} (dB)	P_{Ag} (dB)	G_a (dBi)	EIRP (dBm)	Limit (dBm)	Margin (dB)	Polarization
2502.50	-26.71	3.58	45.68	6.10	21.49	33.00	11.51	H
2535.00	-24.78	3.63	44.82	6.16	22.57	33.00	10.43	H
2567.50	-26.94	3.65	44.92	6.22	20.55	33.00	12.45	H

LTE Band 7_10MHz_16QAM

Frequency (MHz)	P_{Mea} (dBm)	P_{cl} (dB)	P_{Ag} (dB)	G_a (dBi)	EIRP (dBm)	Limit (dBm)	Margin (dB)	Polarization
2505.00	-26.97	3.59	45.64	6.11	21.19	33.00	11.81	H
2535.00	-24.95	3.63	44.82	6.16	22.40	33.00	10.60	H
2565.00	-27.11	3.65	44.97	6.22	20.43	33.00	12.57	H

LTE Band 7_15MHz_16QAM

Frequency (MHz)	P_{Mea} (dBm)	P_{cl} (dB)	P_{Ag} (dB)	G_a (dBi)	EIRP (dBm)	Limit (dBm)	Margin (dB)	Polarization
2507.50	-27.07	3.59	44.92	6.11	20.37	33.00	12.63	H
2535.00	-25.65	3.63	44.82	6.16	21.70	33.00	11.30	H
2562.50	-28.34	3.65	45.67	6.21	19.89	33.00	13.11	H

LTE Band 7_20 MHz_16QAM

Frequency (MHz)	P_{Mea} (dBm)	P_{cl} (dB)	P_{Ag} (dB)	G_a (dBi)	EIRP (dBm)	Limit (dBm)	Margin (dB)	Polarization
2510.00	-27.25	3.58	45.36	6.12	20.65	33.00	12.35	H
2535.00	-25.62	3.63	44.82	6.16	21.73	33.00	11.27	H
2560.00	-28.59	3.64	45.98	6.21	19.96	33.00	13.04	H

©Copyright. All rights reserved by CTTL.

LTE Band 7_5MHz_64QAM

Frequency (MHz)	P_{Mea} (dBm)	P_{cl} (dB)	P_{Ag} (dB)	G_a (dBi)	EIRP (dBm)	Limit (dBm)	Margin (dB)	Polarization
2502.50	-27.03	3.58	45.68	6.10	21.17	33.00	11.83	H
2535.00	-25.21	3.63	44.82	6.16	22.14	33.00	10.86	H
2567.50	-27.21	3.65	44.92	6.22	20.28	33.00	12.72	H

LTE Band 7_10MHz_64QAM

Frequency (MHz)	P_{Mea} (dBm)	P_{cl} (dB)	P_{Ag} (dB)	G_a (dBi)	EIRP (dBm)	Limit (dBm)	Margin (dB)	Polarization
2505.00	-27.57	3.59	45.64	6.11	20.59	33.00	12.41	H
2535.00	-25.28	3.63	44.82	6.16	22.07	33.00	10.93	H
2565.00	-27.33	3.65	44.97	6.22	20.21	33.00	12.79	H

LTE Band 7_15MHz_64QAM

Frequency (MHz)	P_{Mea} (dBm)	P_{cl} (dB)	P_{Ag} (dB)	G_a (dBi)	EIRP (dBm)	Limit (dBm)	Margin (dB)	Polarization
2507.50	-27.32	3.59	44.92	6.11	20.12	33.00	12.88	H
2535.00	-25.97	3.63	44.82	6.16	21.38	33.00	11.62	H
2562.50	-28.53	3.65	45.67	6.21	19.70	33.00	13.30	H

LTE Band 7_20 MHz_64QAM

Frequency (MHz)	P_{Mea} (dBm)	P_{cl} (dB)	P_{Ag} (dB)	G_a (dBi)	EIRP (dBm)	Limit (dBm)	Margin (dB)	Polarization
2510.00	-28.39	3.58	45.36	6.12	19.51	33.00	13.49	H
2535.00	-25.88	3.63	44.82	6.16	21.47	33.00	11.53	H
2560.00	-28.76	3.64	45.98	6.21	19.79	33.00	13.21	H

©Copyright. All rights reserved by CTTL.

LTE Band 12 - ERP

Limits: ≤34.77dBm (3W)

LTE Band 12_1.4MHz_QPSK

Frequency (MHz)	P_{Mea} (dBm)	P_{cl} (dB)	P_{Ag} (dB)	G_a (dBi)	Correction (dB)	ERP (dBm)	Limit (dBm)	Margin (dB)	Polarization
699.70	-21.79	1.90	44.66	0.77	2.15	19.59	34.77	15.18	H
707.50	-21.91	1.91	44.94	0.62	2.15	19.59	34.77	15.18	V
715.30	-21.77	1.92	45.26	0.50	2.15	19.92	34.77	14.85	V

LTE Band 12_3MHz_QPSK

Frequency (MHz)	P_{Mea} (dBm)	P_{cl} (dB)	P_{Ag} (dB)	G_a (dBi)	Correction (dB)	ERP (dBm)	Limit (dBm)	Margin (dB)	Polarization
700.50	-21.88	1.90	44.68	0.76	2.15	19.51	34.77	15.26	H
707.50	-21.93	1.91	44.94	0.62	2.15	19.57	34.77	15.20	V
714.50	-21.67	1.92	45.26	0.50	2.15	20.02	34.77	14.75	V

LTE Band 12_5MHz_QPSK

Frequency (MHz)	P_{Mea} (dBm)	P_{cl} (dB)	P_{Ag} (dB)	G_a (dBi)	Correction (dB)	ERP (dBm)	Limit (dBm)	Margin (dB)	Polarization
701.50	-21.92	1.90	44.81	0.74	2.15	19.58	34.77	15.19	V
707.50	-21.95	1.91	44.94	0.62	2.15	19.55	34.77	15.22	V
713.50	-21.68	1.92	45.22	0.50	2.15	19.97	34.77	14.80	V

LTE Band 12_10MHz_QPSK

Frequency (MHz)	P_{Mea} (dBm)	P_{cl} (dB)	P_{Ag} (dB)	G_a (dBi)	Correction (dB)	ERP (dBm)	Limit (dBm)	Margin (dB)	Polarization
704.00	-22.03	1.91	44.93	0.70	2.15	19.54	34.77	15.23	V
707.50	-21.92	1.91	44.94	0.62	2.15	19.58	34.77	15.19	V
711.00	-21.88	1.92	45.19	0.53	2.15	19.77	34.77	15.00	V

©Copyright. All rights reserved by CTTL.

LTE Band 12_1.4MHz_16QAM

Frequency (MHz)	P_{Mea} (dBm)	P_{cl} (dB)	P_{Ag} (dB)	G_a (dBi)	Correction (dB)	ERP (dBm)	Limit (dBm)	Margin (dB)	Polarization
699.70	-21.82	1.90	44.66	0.77	2.15	19.56	34.77	15.21	H
707.50	-21.84	1.91	44.94	0.62	2.15	19.66	34.77	15.11	V
715.30	-21.56	1.92	45.26	0.50	2.15	20.13	34.77	14.64	V

LTE Band 12_3MHz_16QAM

Frequency (MHz)	P_{Mea} (dBm)	P_{cl} (dB)	P_{Ag} (dB)	G_a (dBi)	Correction (dB)	ERP (dBm)	Limit (dBm)	Margin (dB)	Polarization
700.50	-21.80	1.90	44.68	0.76	2.15	19.59	34.77	15.18	H
707.50	-21.84	1.91	44.94	0.62	2.15	19.66	34.77	15.11	V
714.50	-21.78	1.92	45.26	0.50	2.15	19.91	34.77	14.86	V

LTE Band 12_5MHz_16QAM

Frequency (MHz)	P_{Mea} (dBm)	P_{cl} (dB)	P_{Ag} (dB)	G_a (dBi)	Correction (dB)	ERP (dBm)	Limit (dBm)	Margin (dB)	Polarization
701.50	-21.49	1.90	44.81	0.74	2.15	20.01	34.77	14.76	H
707.50	-21.83	1.91	44.94	0.62	2.15	19.67	34.77	15.10	V
713.50	-21.36	1.92	45.22	0.50	2.15	20.29	34.77	14.48	V

LTE Band 12_10MHz_16QAM

Frequency (MHz)	P_{Mea} (dBm)	P_{cl} (dB)	P_{Ag} (dB)	G_a (dBi)	Correction (dB)	ERP (dBm)	Limit (dBm)	Margin (dB)	Polarization
704.00	-21.77	1.91	44.93	0.70	2.15	19.80	34.77	14.97	H
707.50	-21.85	1.91	44.94	0.62	2.15	19.65	34.77	15.12	V
711.00	-21.91	1.92	45.19	0.53	2.15	19.74	34.77	15.03	V

©Copyright. All rights reserved by CTTL.

LTE Band 12_1.4MHz_64QAM

Frequency (MHz)	P_{Mea} (dBm)	P_{cl} (dB)	P_{Ag} (dB)	G_a (dBi)	Correction (dB)	ERP (dBm)	Limit (dBm)	Margin (dB)	Polarization
699.70	-22.93	1.90	44.66	0.77	2.15	18.45	34.77	16.32	V
707.50	-22.89	1.91	44.94	0.62	2.15	18.61	34.77	16.16	V
715.30	-22.79	1.92	45.26	0.50	2.15	18.90	34.77	15.87	V

LTE Band 12_3MHz_64QAM

Frequency (MHz)	P_{Mea} (dBm)	P_{cl} (dB)	P_{Ag} (dB)	G_a (dBi)	Correction (dB)	ERP (dBm)	Limit (dBm)	Margin (dB)	Polarization
700.50	-22.78	1.90	44.68	0.76	2.15	18.61	34.77	16.16	H
707.50	-22.87	1.91	44.94	0.62	2.15	18.63	34.77	16.14	V
714.50	-22.92	1.92	45.26	0.50	2.15	18.77	34.77	16.00	V

LTE Band 12_5MHz_64QAM

Frequency (MHz)	P_{Mea} (dBm)	P_{cl} (dB)	P_{Ag} (dB)	G_a (dBi)	Correction (dB)	ERP (dBm)	Limit (dBm)	Margin (dB)	Polarization
701.50	-22.70	1.90	44.81	0.74	2.15	18.80	34.77	15.97	V
707.50	-23.00	1.91	44.94	0.62	2.15	18.50	34.77	16.27	V
713.50	-22.61	1.92	45.22	0.50	2.15	19.04	34.77	15.73	V

LTE Band 12_10MHz_64QAM

Frequency (MHz)	P_{Mea} (dBm)	P_{cl} (dB)	P_{Ag} (dB)	G_a (dBi)	Correction (dB)	ERP (dBm)	Limit (dBm)	Margin (dB)	Polarization
704.00	-22.93	1.91	44.93	0.70	2.15	18.64	34.77	16.13	H
707.50	-22.86	1.91	44.94	0.62	2.15	18.64	34.77	16.13	V
711.00	-23.07	1.92	45.19	0.53	2.15	18.58	34.77	16.19	V

©Copyright. All rights reserved by CTTL.

LTE Band 13- ERP

Limits: ≤34.77 dBm (3W)

LTE Band 13_5MHz_QPSK

Frequency (MHz)	P_{Mea} (dBm)	P_{cl} (dB)	P_{Ag} (dB)	G_a (dBi)	Correction (dB)	ERP (dBm)	Limit (dBm)	Margin (dB)	Polarization
779.50	-21.86	2.01	45.64	0.04	2.15	19.66	34.77	15.11	V
782.00	-21.93	2.01	45.65	0.09	2.15	19.65	34.77	15.12	H
784.50	-21.84	2.01	45.67	0.16	2.15	19.83	34.77	14.94	H

LTE Band 13_10MHz_QPSK

Frequency (MHz)	P_{Mea} (dBm)	P_{cl} (dB)	P_{Ag} (dB)	G_a (dBi)	Correction (dB)	ERP (dBm)	Limit (dBm)	Margin (dB)	Polarization
782.00	-22.14	2.01	45.65	0.09	2.15	19.44	34.77	15.33	V

LTE Band 13_5MHz_16QAM

Frequency (MHz)	P_{Mea} (dBm)	P_{cl} (dB)	P_{Ag} (dB)	G_a (dBi)	Correction (dB)	ERP (dBm)	Limit (dBm)	Margin (dB)	Polarization
779.50	-22.75	2.01	45.64	0.04	2.15	18.77	34.77	16.00	H
782.00	-22.22	2.01	45.65	0.09	2.15	19.36	34.77	15.41	V
784.50	-22.59	2.01	45.67	0.16	2.15	19.08	34.77	15.69	H

LTE Band 13_10MHz_16QAM

Frequency (MHz)	P_{Mea} (dBm)	P_{cl} (dB)	P_{Ag} (dB)	G_a (dBi)	Correction (dB)	ERP (dBm)	Limit (dBm)	Margin (dB)	Polarization
782.00	-22.82	2.01	45.65	0.09	2.15	18.76	34.77	16.01	V

LTE Band 13_5MHz_64QAM

Frequency (MHz)	P_{Mea} (dBm)	P_{cl} (dB)	P_{Ag} (dB)	G_a (dBi)	Correction (dB)	ERP (dBm)	Limit (dBm)	Margin (dB)	Polarization
779.50	-23.90	2.01	45.64	0.04	2.15	17.62	34.77	17.15	H
782.00	-23.31	2.01	45.65	0.09	2.15	18.27	34.77	16.50	V
784.50	-23.57	2.01	45.67	0.16	2.15	18.10	34.77	16.67	H

LTE Band 13_10MHz_64QAM

Frequency (MHz)	P_{Mea} (dBm)	P_{cl} (dB)	P_{Ag} (dB)	G_a (dBi)	Correction (dB)	ERP (dBm)	Limit (dBm)	Margin (dB)	Polarization
782.00	-24.00	2.01	45.65	0.09	2.15	17.58	34.77	17.19	H

©Copyright. All rights reserved by CTTL.

LTE Band 25- EIRP

Limits: ≤33dBm (2W)

LTE Band 25_1.4MHz_QPSK

Frequency (MHz)	P_{Mea} (dBm)	P_{cl} (dB)	P_{Ag} (dB)	G_a (dBi)	EIRP (dBm)	Limit (dBm)	Margin (dB)	Polarization
1850.70	-23.89	2.92	43.75	4.87	21.81	33.00	11.19	V
1882.50	-23.07	3.13	43.75	4.81	22.36	33.00	10.64	V
1914.30	-24.47	2.89	43.78	4.75	21.17	33.00	11.83	H

LTE Band 25_3MHz_QPSK

Frequency (MHz)	P_{Mea} (dBm)	P_{cl} (dB)	P_{Ag} (dB)	G_a (dBi)	EIRP (dBm)	Limit (dBm)	Margin (dB)	Polarization
1851.50	-23.94	2.87	43.75	4.87	21.81	33.00	11.19	V
1882.50	-23.06	3.13	43.75	4.81	22.37	33.00	10.63	V
1913.50	-24.29	2.88	43.78	4.76	21.37	33.00	11.63	H

LTE Band 25_5MHz_QPSK

Frequency (MHz)	P_{Mea} (dBm)	P_{cl} (dB)	P_{Ag} (dB)	G_a (dBi)	EIRP (dBm)	Limit (dBm)	Margin (dB)	Polarization
1852.50	-23.95	2.87	43.75	4.87	21.80	33.00	11.20	V
1882.50	-22.94	3.13	43.75	4.81	22.49	33.00	10.51	V
1912.50	-24.12	2.86	43.77	4.76	21.55	33.00	11.45	H

LTE Band 25_10MHz_QPSK

Frequency (MHz)	P_{Mea} (dBm)	P_{cl} (dB)	P_{Ag} (dB)	G_a (dBi)	EIRP (dBm)	Limit (dBm)	Margin (dB)	Polarization
1855.00	-24.06	2.88	43.74	4.86	21.66	33.00	11.34	V
1882.50	-23.02	3.13	43.75	4.81	22.41	33.00	10.59	V
1910.00	-23.74	2.88	43.77	4.76	21.91	33.00	11.09	H

LTE Band 25_15MHz_QPSK

Frequency (MHz)	P_{Mea} (dBm)	P_{cl} (dB)	P_{Ag} (dB)	G_a (dBi)	EIRP (dBm)	Limit (dBm)	Margin (dB)	Polarization
1857.50	-24.11	2.87	43.75	4.86	21.63	33.00	11.37	V
1882.50	-23.01	3.13	43.75	4.81	22.42	33.00	10.58	V
1907.50	-23.60	2.84	43.77	4.77	22.10	33.00	10.90	H

LTE Band 25_20 MHz_QPSK

Frequency (MHz)	P_{Mea} (dBm)	P_{cl} (dB)	P_{Ag} (dB)	G_a (dBi)	EIRP (dBm)	Limit (dBm)	Margin (dB)	Polarization
1860.00	-23.92	2.86	43.75	4.85	21.82	33.00	11.18	V
1882.50	-23.02	3.13	43.75	4.81	22.41	33.00	10.59	V
1905.00	-23.52	2.87	43.77	4.77	22.15	33.00	10.85	V

©Copyright. All rights reserved by CTTL.

LTE Band 25_1.4MHz_16QAM

Frequency (MHz)	P_{Mea} (dBm)	P_{cl} (dB)	P_{Ag} (dB)	G_a (dBi)	EIRP (dBm)	Limit (dBm)	Margin (dB)	Polarization
1850.70	-24.92	2.92	43.75	4.87	20.78	33.00	12.22	V
1882.50	-23.90	3.13	43.75	4.81	21.53	33.00	11.47	V
1914.30	-25.15	2.89	43.78	4.75	20.49	33.00	12.51	H

LTE Band 25_3MHz_16QAM

Frequency (MHz)	P_{Mea} (dBm)	P_{cl} (dB)	P_{Ag} (dB)	G_a (dBi)	EIRP (dBm)	Limit (dBm)	Margin (dB)	Polarization
1851.50	-24.85	2.87	43.75	4.87	20.90	33.00	12.10	V
1882.50	-23.80	3.13	43.75	4.81	21.63	33.00	11.37	V
1913.50	-24.98	2.88	43.78	4.76	20.68	33.00	12.32	H

LTE Band 25_5MHz_16QAM

Frequency (MHz)	P_{Mea} (dBm)	P_{cl} (dB)	P_{Ag} (dB)	G_a (dBi)	EIRP (dBm)	Limit (dBm)	Margin (dB)	Polarization
1852.50	-24.45	2.87	43.75	4.87	21.30	33.00	11.70	V
1882.50	-23.87	3.13	43.75	4.81	21.56	33.00	11.44	V
1912.50	-24.67	2.86	43.77	4.76	21.00	33.00	12.00	H

LTE Band 25_10MHz_16QAM

Frequency (MHz)	P_{Mea} (dBm)	P_{cl} (dB)	P_{Ag} (dB)	G_a (dBi)	EIRP (dBm)	Limit (dBm)	Margin (dB)	Polarization
1855.00	-24.90	2.88	43.74	4.86	20.82	33.00	12.18	V
1882.50	-23.81	3.13	43.75	4.81	21.62	33.00	11.38	V
1910.00	-24.48	2.88	43.77	4.76	21.17	33.00	11.83	H

LTE Band 25_15MHz_16QAM

Frequency (MHz)	P_{Mea} (dBm)	P_{cl} (dB)	P_{Ag} (dB)	G_a (dBi)	EIRP (dBm)	Limit (dBm)	Margin (dB)	Polarization
1857.50	-25.00	2.87	43.75	4.86	20.74	33.00	12.26	V
1882.50	-23.92	3.13	43.75	4.81	21.51	33.00	11.49	V
1907.50	-24.31	2.84	43.77	4.77	21.39	33.00	11.61	H

LTE Band 25_20 MHz_16QAM

Frequency (MHz)	P_{Mea} (dBm)	P_{cl} (dB)	P_{Ag} (dB)	G_a (dBi)	EIRP (dBm)	Limit (dBm)	Margin (dB)	Polarization
1860.00	-24.77	2.86	43.75	4.85	20.97	33.00	12.03	V
1882.50	-23.81	3.13	43.75	4.81	21.62	33.00	11.38	V
1905.00	-24.39	2.87	43.77	4.77	21.28	33.00	11.72	V

©Copyright. All rights reserved by CTTL.

LTE Band 25_1.4MHz_64QAM

Frequency (MHz)	P_{Mea} (dBm)	P_{cl} (dB)	P_{Ag} (dB)	G_a (dBi)	EIRP (dBm)	Limit (dBm)	Margin (dB)	Polarization
1850.70	-25.88	2.92	43.75	4.87	19.82	33.00	13.18	V
1882.50	-24.94	3.13	43.75	4.81	20.49	33.00	12.51	V
1914.30	-26.08	2.89	43.78	4.75	19.56	33.00	13.44	H

LTE Band 25_3MHz_64QAM

Frequency (MHz)	P_{Mea} (dBm)	P_{cl} (dB)	P_{Ag} (dB)	G_a (dBi)	EIRP (dBm)	Limit (dBm)	Margin (dB)	Polarization
1851.50	-26.00	2.87	43.75	4.87	19.75	33.00	13.25	V
1882.50	-24.95	3.13	43.75	4.81	20.48	33.00	12.52	V
1913.50	-25.86	2.88	43.78	4.76	19.80	33.00	13.20	H

LTE Band 25_5MHz_64QAM

Frequency (MHz)	P_{Mea} (dBm)	P_{cl} (dB)	P_{Ag} (dB)	G_a (dBi)	EIRP (dBm)	Limit (dBm)	Margin (dB)	Polarization
1852.50	-25.93	2.87	43.75	4.87	19.82	33.00	13.18	V
1882.50	-24.90	3.13	43.75	4.81	20.53	33.00	12.47	V
1912.50	-25.78	2.86	43.77	4.76	19.89	33.00	13.11	H

LTE Band 25_10MHz_64QAM

Frequency (MHz)	P_{Mea} (dBm)	P_{cl} (dB)	P_{Ag} (dB)	G_a (dBi)	EIRP (dBm)	Limit (dBm)	Margin (dB)	Polarization
1855.00	-25.91	2.88	43.74	4.86	19.81	33.00	13.19	V
1882.50	-24.87	3.13	43.75	4.81	20.56	33.00	12.44	V
1910.00	-25.53	2.88	43.77	4.76	20.12	33.00	12.88	H

LTE Band 25_15MHz_64QAM

Frequency (MHz)	P_{Mea} (dBm)	P_{cl} (dB)	P_{Ag} (dB)	G_a (dBi)	EIRP (dBm)	Limit (dBm)	Margin (dB)	Polarization
1857.50	-25.92	2.87	43.75	4.86	19.82	33.00	13.18	V
1882.50	-24.84	3.13	43.75	4.81	20.59	33.00	12.41	V
1907.50	-25.28	2.84	43.77	4.77	20.42	33.00	12.58	H

LTE Band 25_20 MHz_64QAM

Frequency (MHz)	P_{Mea} (dBm)	P_{cl} (dB)	P_{Ag} (dB)	G_a (dBi)	EIRP (dBm)	Limit (dBm)	Margin (dB)	Polarization
1860.00	-25.60	2.86	43.75	4.85	20.14	33.00	12.86	V
1882.50	-24.72	3.13	43.75	4.81	20.71	33.00	12.29	V
1905.00	-25.70	2.87	43.77	4.77	19.97	33.00	13.03	V

©Copyright. All rights reserved by CTTL.

LTE Band 26(814MHz~824MHz)- ERP

Limits: ≤50dBm (100W)

LTE Band 26_1.4MHz_QPSK

Frequency (MHz)	P_{Mea} (dBm)	P_{cl} (dB)	P_{Ag} (dB)	G_a (dBi)	Correction (dB)	ERP (dBm)	Limit (dBm)	Margin (dB)	Polarization
814.70	-24.99	2.13	45.86	0.89	2.15	17.48	50.00	32.52	H
819.00	-23.04	2.19	45.84	1.05	2.15	19.51	50.00	30.49	H
823.30	-23.80	2.24	45.79	0.55	2.15	18.15	50.00	31.85	H

LTE Band 26_3MHz_QPSK

Frequency (MHz)	P_{Mea} (dBm)	P_{cl} (dB)	P_{Ag} (dB)	G_a (dBi)	Correction (dB)	ERP (dBm)	Limit (dBm)	Margin (dB)	Polarization
815.50	-25.08	2.14	45.87	0.93	2.15	17.43	50.00	32.57	H
819.00	-23.03	2.19	45.84	1.05	2.15	19.52	50.00	30.48	H
822.50	-23.63	2.23	45.81	0.33	2.15	18.13	50.00	31.87	H

LTE Band 26_5MHz_QPSK

Frequency (MHz)	P_{Mea} (dBm)	P_{cl} (dB)	P_{Ag} (dB)	G_a (dBi)	Correction (dB)	ERP (dBm)	Limit (dBm)	Margin (dB)	Polarization
816.50	-23.40	2.16	45.88	0.98	2.15	19.15	50.00	30.85	H
819.00	-23.00	2.19	45.84	1.05	2.15	19.55	50.00	30.45	H
821.50	-22.29	2.22	45.82	0.71	2.15	19.87	50.00	30.13	H

LTE Band 26_10MHz_QPSK

Frequency (MHz)	P_{Mea} (dBm)	P_{cl} (dB)	P_{Ag} (dB)	G_a (dBi)	Correction (dB)	ERP (dBm)	Limit (dBm)	Margin (dB)	Polarization
819.00	-23.04	2.19	45.84	1.05	2.15	19.51	50.00	30.49	H

©Copyright. All rights reserved by CTTL.

LTE Band 26_1.4MHz_16QAM

Frequency (MHz)	P_{Mea} (dBm)	P_{cl} (dB)	P_{Ag} (dB)	G_a (dBi)	Correction (dB)	ERP (dBm)	Limit (dBm)	Margin (dB)	Polarization
814.70	-24.60	2.13	45.86	0.89	2.15	17.87	50.00	32.13	H
819.00	-22.92	2.19	45.84	1.05	2.15	19.63	50.00	30.37	H
823.30	-23.72	2.24	45.79	0.55	2.15	18.23	50.00	31.77	H

LTE Band 26_3MHz_16QAM

Frequency (MHz)	P_{Mea} (dBm)	P_{cl} (dB)	P_{Ag} (dB)	G_a (dBi)	Correction (dB)	ERP (dBm)	Limit (dBm)	Margin (dB)	Polarization
815.50	-25.01	2.14	45.87	0.93	2.15	17.50	50.00	32.50	H
819.00	-22.83	2.19	45.84	1.05	2.15	19.72	50.00	30.28	H
822.50	-23.50	2.23	45.81	0.33	2.15	18.26	50.00	31.74	H

LTE Band 26_5MHz_16QAM

Frequency (MHz)	P_{Mea} (dBm)	P_{cl} (dB)	P_{Ag} (dB)	G_a (dBi)	Correction (dB)	ERP (dBm)	Limit (dBm)	Margin (dB)	Polarization
816.50	-22.91	2.16	45.88	0.98	2.15	19.64	50.00	30.36	H
819.00	-22.84	2.19	45.84	1.05	2.15	19.71	50.00	30.29	H
821.50	-22.02	2.22	45.82	0.71	2.15	20.14	50.00	29.86	H

LTE Band 26_10MHz_16QAM

Frequency (MHz)	P_{Mea} (dBm)	P_{cl} (dB)	P_{Ag} (dB)	G_a (dBi)	Correction (dB)	ERP (dBm)	Limit (dBm)	Margin (dB)	Polarization
819.00	-23.20	2.19	45.84	1.05	2.15	19.35	50.00	30.65	H

©Copyright. All rights reserved by CTTL.

LTE Band 26_1.4MHz_64QAM

Frequency (MHz)	P_{Mea} (dBm)	P_{cl} (dB)	P_{Ag} (dB)	G_a (dBi)	Correction (dB)	ERP (dBm)	Limit (dBm)	Margin (dB)	Polarization
814.70	-25.75	2.13	45.86	0.89	2.15	16.72	50.00	33.28	H
819.00	-23.96	2.19	45.84	1.05	2.15	18.59	50.00	31.41	H
823.30	-24.73	2.24	45.79	0.55	2.15	17.22	50.00	32.78	H

LTE Band 26_3MHz_64QAM

Frequency (MHz)	P_{Mea} (dBm)	P_{cl} (dB)	P_{Ag} (dB)	G_a (dBi)	Correction (dB)	ERP (dBm)	Limit (dBm)	Margin (dB)	Polarization
815.50	-26.15	2.14	45.87	0.93	2.15	16.36	50.00	33.64	H
819.00	-24.14	2.19	45.84	1.05	2.15	18.41	50.00	31.59	H
822.50	-24.60	2.23	45.81	0.33	2.15	17.16	50.00	32.84	H

LTE Band 26_5MHz_64QAM

Frequency (MHz)	P_{Mea} (dBm)	P_{cl} (dB)	P_{Ag} (dB)	G_a (dBi)	Correction (dB)	ERP (dBm)	Limit (dBm)	Margin (dB)	Polarization
816.50	-24.55	2.16	45.88	0.98	2.15	18.00	50.00	32.00	H
819.00	-24.08	2.19	45.84	1.05	2.15	18.47	50.00	31.53	H
821.50	-23.31	2.22	45.82	0.71	2.15	18.85	50.00	31.15	H

LTE Band 26_10MHz_64QAM

Frequency (MHz)	P_{Mea} (dBm)	P_{cl} (dB)	P_{Ag} (dB)	G_a (dBi)	Correction (dB)	ERP (dBm)	Limit (dBm)	Margin (dB)	Polarization
819.00	-24.18	2.19	45.84	1.05	2.15	18.37	50.00	31.63	H

©Copyright. All rights reserved by CTTL.

LTE Band 26(824MHz~849MHz)- ERP

Limits: ≤38.45dBm (7W)

LTE Band 26_1.4MHz_QPSK

Frequency (MHz)	P_{Mea} (dBm)	P_{cl} (dB)	P_{Ag} (dB)	G_a (dBi)	Correction (dB)	ERP (dBm)	Limit (dBm)	Margin (dB)	Polarization
824.70	-20.62	2.26	45.79	0.95	2.15	21.71	38.45	16.74	H
836.50	-20.96	2.26	45.66	0.82	2.15	21.11	38.45	17.34	H
848.30	-21.94	2.27	45.55	0.80	2.15	19.99	38.45	18.46	V

LTE Band 26_3MHz_QPSK

Frequency (MHz)	P_{Mea} (dBm)	P_{cl} (dB)	P_{Ag} (dB)	G_a (dBi)	Correction (dB)	ERP (dBm)	Limit (dBm)	Margin (dB)	Polarization
825.50	-21.77	2.26	45.79	0.94	2.15	20.55	38.45	17.90	H
836.50	-20.95	2.26	45.66	0.82	2.15	21.12	38.45	17.33	H
847.50	-21.86	2.27	45.56	0.81	2.15	20.09	38.45	18.36	V

LTE Band 26_5MHz_QPSK

Frequency (MHz)	P_{Mea} (dBm)	P_{cl} (dB)	P_{Ag} (dB)	G_a (dBi)	Correction (dB)	ERP (dBm)	Limit (dBm)	Margin (dB)	Polarization
826.50	-21.67	2.25	45.77	0.93	2.15	20.63	38.45	17.82	H
836.50	-20.93	2.26	45.66	0.82	2.15	21.14	38.45	17.31	H
846.50	-21.95	2.26	45.56	0.82	2.15	20.02	38.45	18.43	V

LTE Band 26_10MHz_QPSK

Frequency (MHz)	P_{Mea} (dBm)	P_{cl} (dB)	P_{Ag} (dB)	G_a (dBi)	Correction (dB)	ERP (dBm)	Limit (dBm)	Margin (dB)	Polarization
829.00	-21.51	2.13	45.74	0.90	2.15	20.85	38.45	17.60	H
836.50	-20.99	2.26	45.66	0.82	2.15	21.08	38.45	17.37	H
844.00	-21.91	2.26	45.59	0.82	2.15	20.09	38.45	18.36	H

LTE Band 26_15MHz_ QPSK

Frequency (MHz)	P_{Mea} (dBm)	P_{cl} (dB)	P_{Ag} (dB)	G_a (dBi)	Correction (dB)	ERP (dBm)	Limit (dBm)	Margin (dB)	Polarization
831.50	-21.40	2.12	45.71	0.87	2.15	20.91	38.45	17.54	H
836.50	-20.77	2.26	45.66	0.82	2.15	21.30	38.45	17.15	H
841.50	-21.18	2.26	45.61	0.82	2.15	20.84	38.45	17.61	H

©Copyright. All rights reserved by CTTL.

LTE Band 26_1.4MHz_16QAM

Frequency (MHz)	P_{Mea} (dBm)	P_{cl} (dB)	P_{Ag} (dB)	G_a (dBi)	Correction (dB)	ERP (dBm)	Limit (dBm)	Margin (dB)	Polarization
824.70	-21.32	2.26	45.79	0.95	2.15	21.01	38.45	17.44	H
836.50	-21.04	2.26	45.66	0.82	2.15	21.03	38.45	17.42	H
848.30	-22.13	2.27	45.55	0.80	2.15	19.80	38.45	18.65	H

LTE Band 26_3MHz_16QAM

Frequency (MHz)	P_{Mea} (dBm)	P_{cl} (dB)	P_{Ag} (dB)	G_a (dBi)	Correction (dB)	ERP (dBm)	Limit (dBm)	Margin (dB)	Polarization
825.50	-21.95	2.26	45.79	0.94	2.15	20.37	38.45	18.08	H
836.50	-20.68	2.26	45.66	0.82	2.15	21.39	38.45	17.06	H
847.50	-21.51	2.27	45.56	0.81	2.15	20.44	38.45	18.01	H

LTE Band 26_5MHz_16QAM

Frequency (MHz)	P_{Mea} (dBm)	P_{cl} (dB)	P_{Ag} (dB)	G_a (dBi)	Correction (dB)	ERP (dBm)	Limit (dBm)	Margin (dB)	Polarization
826.50	-20.80	2.25	45.77	0.93	2.15	21.50	38.45	16.95	H
836.50	-20.82	2.26	45.66	0.82	2.15	21.25	38.45	17.20	H
846.50	-21.51	2.26	45.56	0.82	2.15	20.46	38.45	17.99	H

LTE Band 26_10MHz_16QAM

Frequency (MHz)	P_{Mea} (dBm)	P_{cl} (dB)	P_{Ag} (dB)	G_a (dBi)	Correction (dB)	ERP (dBm)	Limit (dBm)	Margin (dB)	Polarization
829.00	-21.77	2.13	45.74	0.90	2.15	20.59	38.45	17.86	H
836.50	-20.81	2.26	45.66	0.82	2.15	21.26	38.45	17.19	H
844.00	-21.45	2.26	45.59	0.82	2.15	20.55	38.45	17.90	H

LTE Band 26_15MHz_16QAM

Frequency (MHz)	P_{Mea} (dBm)	P_{cl} (dB)	P_{Ag} (dB)	G_a (dBi)	Correction (dB)	ERP (dBm)	Limit (dBm)	Margin (dB)	Polarization
831.50	-21.34	2.12	45.71	0.87	2.15	20.97	38.45	17.48	H
836.50	-20.74	2.26	45.66	0.82	2.15	21.33	38.45	17.12	H
841.50	-21.49	2.26	45.61	0.82	2.15	20.53	38.45	17.92	H

©Copyright. All rights reserved by CTTL.

LTE Band 26_1.4MHz_64QAM

Frequency (MHz)	P_{Mea} (dBm)	P_{cl} (dB)	P_{Ag} (dB)	G_a (dBi)	Correction (dB)	ERP (dBm)	Limit (dBm)	Margin (dB)	Polarization
824.70	-20.96	2.26	45.79	0.95	2.15	21.37	38.45	17.08	H
836.50	-20.45	2.26	45.66	0.82	2.15	21.62	38.45	16.83	H
848.30	-21.28	2.27	45.55	0.80	2.15	20.65	38.45	17.80	H

LTE Band 26_3MHz_64QAM

Frequency (MHz)	P_{Mea} (dBm)	P_{cl} (dB)	P_{Ag} (dB)	G_a (dBi)	Correction (dB)	ERP (dBm)	Limit (dBm)	Margin (dB)	Polarization
825.50	-22.45	2.26	45.79	0.94	2.15	19.87	38.45	18.58	H
836.50	-22.15	2.26	45.66	0.82	2.15	19.92	38.45	18.53	H
847.50	-23.15	2.27	45.56	0.81	2.15	18.80	38.45	19.65	H

LTE Band 26_5MHz_64QAM

Frequency (MHz)	P_{Mea} (dBm)	P_{cl} (dB)	P_{Ag} (dB)	G_a (dBi)	Correction (dB)	ERP (dBm)	Limit (dBm)	Margin (dB)	Polarization
826.50	-23.02	2.25	45.77	0.93	2.15	19.28	38.45	19.17	H
836.50	-21.81	2.26	45.66	0.82	2.15	20.26	38.45	18.19	H
846.50	-22.96	2.26	45.56	0.82	2.15	19.01	38.45	19.44	H

LTE Band 26_10MHz_64QAM

Frequency (MHz)	P_{Mea} (dBm)	P_{cl} (dB)	P_{Ag} (dB)	G_a (dBi)	Correction (dB)	ERP (dBm)	Limit (dBm)	Margin (dB)	Polarization
829.00	-22.34	2.13	45.74	0.90	2.15	20.02	38.45	18.43	H
836.50	-21.92	2.26	45.66	0.82	2.15	20.15	38.45	18.30	H
844.00	-22.66	2.26	45.59	0.82	2.15	19.34	38.45	19.11	H

LTE Band 26_15MHz_64QAM

Frequency (MHz)	P_{Mea} (dBm)	P_{cl} (dB)	P_{Ag} (dB)	G_a (dBi)	Correction (dB)	ERP (dBm)	Limit (dBm)	Margin (dB)	Polarization
831.50	-22.57	2.12	45.71	0.87	2.15	19.74	38.45	18.71	H
836.50	-21.88	2.26	45.66	0.82	2.15	20.19	38.45	18.26	H
841.50	-22.40	2.26	45.61	0.82	2.15	19.62	38.45	18.83	H

©Copyright. All rights reserved by CTTL.

LTE Band 41-HPUE- EIRP

Limits: ≤33dBm (2W)

LTE Band 41-HPUE_5MHz_QPSK

Frequency (MHz)	P_{Mea} (dBm)	P_{cl} (dB)	P_{Ag} (dB)	G_a (dBi)	EIRP (dBm)	Limit (dBm)	Margin (dB)	Polarization
2498.50	-25.00	3.58	45.59	6.10	23.11	33.00	9.89	H
2593.00	-24.03	3.69	44.93	6.27	23.48	33.00	9.52	H
2687.50	-24.71	3.73	44.98	6.44	22.98	33.00	10.02	H

LTE Band 41-HPUE_10MHz_QPSK

Frequency (MHz)	P_{Mea} (dBm)	P_{cl} (dB)	P_{Ag} (dB)	G_a (dBi)	EIRP (dBm)	Limit (dBm)	Margin (dB)	Polarization
2501.00	-24.92	3.58	45.65	6.10	23.25	33.00	9.75	H
2593.00	-24.07	3.69	44.93	6.27	23.44	33.00	9.56	H
2685.00	-25.05	3.73	44.98	6.43	22.63	33.00	10.37	H

LTE Band 41-HPUE_15MHz_QPSK

Frequency (MHz)	P_{Mea} (dBm)	P_{cl} (dB)	P_{Ag} (dB)	G_a (dBi)	EIRP (dBm)	Limit (dBm)	Margin (dB)	Polarization
2503.50	-24.75	3.58	45.65	6.11	23.43	33.00	9.57	H
2593.00	-23.99	3.69	44.93	6.27	23.52	33.00	9.48	H
2682.50	-24.92	3.73	44.98	6.43	22.76	33.00	10.24	H

LTE Band 41-HPUE_20MHz_QPSK

Frequency (MHz)	P_{Mea} (dBm)	P_{cl} (dB)	P_{Ag} (dB)	G_a (dBi)	EIRP (dBm)	Limit (dBm)	Margin (dB)	Polarization
2506.00	-23.99	3.59	45.15	6.11	23.68	33.00	9.32	H
2593.00	-23.62	3.69	44.93	6.27	23.89	33.00	9.11	H
2680.00	-24.72	3.73	44.97	6.42	22.94	33.00	10.06	H

©Copyright. All rights reserved by CTTL.

LTE Band 41-HPUE_5MHz_16QAM

Frequency (MHz)	P_{Mea} (dBm)	P_{cl} (dB)	P_{Ag} (dB)	G_a (dBi)	EIRP (dBm)	Limit (dBm)	Margin (dB)	Polarization
2498.50	-25.63	3.58	45.59	6.10	22.48	33.00	10.52	H
2593.00	-24.96	3.69	44.93	6.27	22.55	33.00	10.45	H
2687.50	-25.46	3.73	44.98	6.44	22.23	33.00	10.77	H

LTE Band 41-HPUE_10MHz_16QAM

Frequency (MHz)	P_{Mea} (dBm)	P_{cl} (dB)	P_{Ag} (dB)	G_a (dBi)	EIRP (dBm)	Limit (dBm)	Margin (dB)	Polarization
2501.00	-25.57	3.58	45.65	6.10	22.60	33.00	10.40	H
2593.00	-25.02	3.69	44.93	6.27	22.49	33.00	10.51	H
2685.00	-25.70	3.73	44.98	6.43	21.98	33.00	11.02	H

LTE Band 41-HPUE_15MHz_16QAM

Frequency (MHz)	P_{Mea} (dBm)	P_{cl} (dB)	P_{Ag} (dB)	G_a (dBi)	EIRP (dBm)	Limit (dBm)	Margin (dB)	Polarization
2503.50	-25.49	3.58	45.65	6.11	22.69	33.00	10.31	H
2593.00	-24.94	3.69	44.93	6.27	22.57	33.00	10.43	H
2682.50	-25.75	3.73	44.98	6.43	21.93	33.00	11.07	H

LTE Band 41-HPUE_20MHz_16QAM

Frequency (MHz)	P_{Mea} (dBm)	P_{cl} (dB)	P_{Ag} (dB)	G_a (dBi)	EIRP (dBm)	Limit (dBm)	Margin (dB)	Polarization
2506.00	-24.91	3.59	45.15	6.11	22.76	33.00	10.24	H
2593.00	-24.45	3.69	44.93	6.27	23.06	33.00	9.94	H
2680.00	-25.48	3.73	44.97	6.42	22.18	33.00	10.82	H

©Copyright. All rights reserved by CTTL.

LTE Band 41-HPUE_5MHz_64QAM

Frequency (MHz)	P_{Mea} (dBm)	P_{cl} (dB)	P_{Ag} (dB)	G_a (dBi)	EIRP (dBm)	Limit (dBm)	Margin (dB)	Polarization
2498.50	-25.92	3.58	45.59	6.10	22.19	33.00	10.81	H
2593.00	-25.22	3.69	44.93	6.27	22.29	33.00	10.71	H
2687.50	-25.69	3.73	44.98	6.44	22.00	33.00	11.00	H

LTE Band 41-HPUE_10MHz_64QAM

Frequency (MHz)	P_{Mea} (dBm)	P_{cl} (dB)	P_{Ag} (dB)	G_a (dBi)	EIRP (dBm)	Limit (dBm)	Margin (dB)	Polarization
2501.00	-25.83	3.58	45.65	6.10	22.34	33.00	10.66	H
2593.00	-25.28	3.69	44.93	6.27	22.23	33.00	10.77	H
2685.00	-25.94	3.73	44.98	6.43	21.74	33.00	11.26	H

LTE Band 41-HPUE_15MHz_64QAM

Frequency (MHz)	P_{Mea} (dBm)	P_{cl} (dB)	P_{Ag} (dB)	G_a (dBi)	EIRP (dBm)	Limit (dBm)	Margin (dB)	Polarization
2503.50	-25.77	3.58	45.65	6.11	22.41	33.00	10.59	H
2593.00	-25.21	3.69	44.93	6.27	22.30	33.00	10.70	H
2682.50	-25.93	3.73	44.98	6.43	21.75	33.00	11.25	H

LTE Band 41-HPUE_20MHz_64QAM

Frequency (MHz)	P_{Mea} (dBm)	P_{cl} (dB)	P_{Ag} (dB)	G_a (dBi)	EIRP (dBm)	Limit (dBm)	Margin (dB)	Polarization
2506.00	-25.26	3.59	45.15	6.11	22.41	33.00	10.59	H
2593.00	-24.70	3.69	44.93	6.27	22.81	33.00	10.19	H
2680.00	-25.69	3.73	44.97	6.42	21.97	33.00	11.03	H

©Copyright. All rights reserved by CTTL.

LTE Band 66- EIRP

Limits: ≤30dBm (1W)

LTE Band 66_1.4MHz_QPSK

Frequency (MHz)	P_{Mea} (dBm)	P_{cl} (dB)	P_{Ag} (dB)	G_a (dBi)	EIRP (dBm)	Limit (dBm)	Margin (dB)	Polarization
1710.70	-30.56	3.17	44.10	5.12	21.83	30.00	8.17	H
1745.00	-30.53	3.68	44.16	5.06	22.37	30.00	7.63	H
1779.30	-28.63	3.04	44.03	5.00	23.44	30.00	6.56	H

LTE Band 66_3MHz_QPSK

Frequency (MHz)	P_{Mea} (dBm)	P_{cl} (dB)	P_{Ag} (dB)	G_a (dBi)	EIRP (dBm)	Limit (dBm)	Margin (dB)	Polarization
1711.50	-30.93	3.40	44.10	5.12	21.69	30.00	8.31	H
1745.00	-30.55	3.68	44.16	5.06	22.35	30.00	7.65	H
1778.50	-28.63	3.04	44.03	5.00	23.44	30.00	6.56	H

LTE Band 66_5MHz_QPSK

Frequency (MHz)	P_{Mea} (dBm)	P_{cl} (dB)	P_{Ag} (dB)	G_a (dBi)	EIRP (dBm)	Limit (dBm)	Margin (dB)	Polarization
1712.50	-23.75	3.66	44.10	5.12	21.81	30.00	8.19	H
1745.00	-23.16	3.68	44.16	5.06	22.38	30.00	7.62	H
1777.50	-22.59	3.04	44.04	5.00	23.41	30.00	6.59	H

LTE Band 66_10MHz_QPSK

Frequency (MHz)	P_{Mea} (dBm)	P_{cl} (dB)	P_{Ag} (dB)	G_a (dBi)	EIRP (dBm)	Limit (dBm)	Margin (dB)	Polarization
1715.00	-23.91	3.56	44.10	5.11	21.74	30.00	8.26	H
1745.00	-23.35	3.68	44.16	5.06	22.19	30.00	7.81	H
1775.00	-22.15	3.05	44.05	5.01	23.85	30.00	6.15	H

LTE Band 66_15MHz_QPSK

Frequency (MHz)	P_{Mea} (dBm)	P_{cl} (dB)	P_{Ag} (dB)	G_a (dBi)	EIRP (dBm)	Limit (dBm)	Margin (dB)	Polarization
1717.50	-23.73	3.47	44.11	5.11	22.02	30.00	7.98	H
1745.00	-23.37	3.68	44.16	5.06	22.17	30.00	7.83	H
1772.50	-22.49	3.05	44.06	5.01	23.53	30.00	6.47	H

LTE Band 66_20MHz_QPSK

Frequency (MHz)	P_{Mea} (dBm)	P_{cl} (dB)	P_{Ag} (dB)	G_a (dBi)	EIRP (dBm)	Limit (dBm)	Margin (dB)	Polarization
1720.00	-24.04	3.37	44.11	5.10	21.80	30.00	8.20	H
1745.00	-23.56	3.68	44.16	5.06	21.98	30.00	8.02	H
1770.00	-22.42	3.05	44.07	5.01	23.62	30.00	6.38	H

©Copyright. All rights reserved by CTTL.

LTE Band 66_1.4MHz_16QAM

Frequency (MHz)	P_{Mea} (dBm)	P_{cl} (dB)	P_{Ag} (dB)	G_a (dBi)	EIRP (dBm)	Limit (dBm)	Margin (dB)	Polarization
1710.70	-31.09	3.17	44.10	5.12	21.30	30.00	8.70	H
1745.00	-31.04	3.68	44.16	5.06	21.86	30.00	8.14	H
1779.30	-29.04	3.04	44.03	5.00	23.03	30.00	6.97	H

LTE Band 66_3MHz_16QAM

Frequency (MHz)	P_{Mea} (dBm)	P_{cl} (dB)	P_{Ag} (dB)	G_a (dBi)	EIRP (dBm)	Limit (dBm)	Margin (dB)	Polarization
1711.50	-31.49	3.40	44.10	5.12	21.13	30.00	8.87	H
1745.00	-31.26	3.68	44.16	5.06	21.64	30.00	8.36	H
1778.50	-29.04	3.04	44.03	5.00	23.03	30.00	6.97	H

LTE Band 66_5MHz_16QAM

Frequency (MHz)	P_{Mea} (dBm)	P_{cl} (dB)	P_{Ag} (dB)	G_a (dBi)	EIRP (dBm)	Limit (dBm)	Margin (dB)	Polarization
1712.50	-24.46	3.66	44.10	5.12	21.10	30.00	8.90	H
1745.00	-23.86	3.68	44.16	5.06	21.68	30.00	8.32	H
1777.50	-23.26	3.04	44.04	5.00	22.74	30.00	7.26	H

LTE Band 66_10MHz_16QAM

Frequency (MHz)	P_{Mea} (dBm)	P_{cl} (dB)	P_{Ag} (dB)	G_a (dBi)	EIRP (dBm)	Limit (dBm)	Margin (dB)	Polarization
1715.00	-24.60	3.56	44.10	5.11	21.05	30.00	8.95	H
1745.00	-23.82	3.68	44.16	5.06	21.72	30.00	8.28	H
1775.00	-23.17	3.05	44.05	5.01	22.83	30.00	7.17	H

LTE Band 66_15MHz_16QAM

Frequency (MHz)	P_{Mea} (dBm)	P_{cl} (dB)	P_{Ag} (dB)	G_a (dBi)	EIRP (dBm)	Limit (dBm)	Margin (dB)	Polarization
1717.50	-24.55	3.47	44.11	5.11	21.20	30.00	8.80	H
1745.00	-23.93	3.68	44.16	5.06	21.61	30.00	8.39	H
1772.50	-23.36	3.05	44.06	5.01	22.66	30.00	7.34	H

LTE Band 66_20MHz_16QAM

Frequency (MHz)	P_{Mea} (dBm)	P_{cl} (dB)	P_{Ag} (dB)	G_a (dBi)	EIRP (dBm)	Limit (dBm)	Margin (dB)	Polarization
1720.00	-24.53	3.37	44.11	5.10	21.31	30.00	8.69	H
1745.00	-23.99	3.68	44.16	5.06	21.55	30.00	8.45	H
1770.00	-23.38	3.05	44.07	5.01	22.66	30.00	7.34	H

©Copyright. All rights reserved by CTTL.

LTE Band 66_1.4MHz_64QAM

Frequency (MHz)	P_{Mea} (dBm)	P_{cl} (dB)	P_{Ag} (dB)	G_a (dBi)	EIRP (dBm)	Limit (dBm)	Margin (dB)	Polarization
1710.70	-32.36	3.17	44.10	5.12	20.03	30.00	9.97	H
1745.00	-32.46	3.68	44.16	5.06	20.44	30.00	9.56	H
1779.30	-30.77	3.04	44.03	5.00	21.30	30.00	8.70	H

LTE Band 66_3MHz_64QAM

Frequency (MHz)	P_{Mea} (dBm)	P_{cl} (dB)	P_{Ag} (dB)	G_a (dBi)	EIRP (dBm)	Limit (dBm)	Margin (dB)	Polarization
1711.50	-32.62	3.40	44.10	5.12	20.00	30.00	10.00	H
1745.00	-32.19	3.68	44.16	5.06	20.71	30.00	9.29	H
1778.50	-30.51	3.04	44.03	5.00	21.56	30.00	8.44	H

LTE Band 66_5MHz_64QAM

Frequency (MHz)	P_{Mea} (dBm)	P_{cl} (dB)	P_{Ag} (dB)	G_a (dBi)	EIRP (dBm)	Limit (dBm)	Margin (dB)	Polarization
1712.50	-25.71	3.66	44.10	5.12	19.85	30.00	10.15	H
1745.00	-25.05	3.68	44.16	5.06	20.49	30.00	9.51	H
1777.50	-24.48	3.04	44.04	5.00	21.52	30.00	8.48	H

LTE Band 66_10MHz_64QAM

Frequency (MHz)	P_{Mea} (dBm)	P_{cl} (dB)	P_{Ag} (dB)	G_a (dBi)	EIRP (dBm)	Limit (dBm)	Margin (dB)	Polarization
1715.00	-26.06	3.56	44.10	5.11	19.59	30.00	10.41	H
1745.00	-25.41	3.68	44.16	5.06	20.13	30.00	9.87	H
1775.00	-24.56	3.05	44.05	5.01	21.44	30.00	8.56	H

LTE Band 66_15MHz_64QAM

Frequency (MHz)	P_{Mea} (dBm)	P_{cl} (dB)	P_{Ag} (dB)	G_a (dBi)	EIRP (dBm)	Limit (dBm)	Margin (dB)	Polarization
1717.50	-25.79	3.47	44.11	5.11	19.96	30.00	10.04	H
1745.00	-25.12	3.68	44.16	5.06	20.42	30.00	9.58	H
1772.50	-24.41	3.05	44.06	5.01	21.61	30.00	8.39	H

LTE Band 66_20MHz_64QAM

Frequency (MHz)	P_{Mea} (dBm)	P_{cl} (dB)	P_{Ag} (dB)	G_a (dBi)	EIRP (dBm)	Limit (dBm)	Margin (dB)	Polarization
1720.00	-25.88	3.37	44.11	5.10	19.96	30.00	10.04	H
1745.00	-25.10	3.68	44.16	5.06	20.44	30.00	9.56	H
1770.00	-24.51	3.05	44.07	5.01	21.53	30.00	8.47	H

©Copyright. All rights reserved by CTTL.

LTE Band 71- ERP

Limits: ≤34.77 dBm (3W)

LTE Band 71_5MHz_QPSK

Frequency (MHz)	P_{Mea} (dBm)	P_{cl} (dB)	P_{Ag} (dB)	G_a (dBi)	Correction (dB)	ERP (dBm)	Limit (dBm)	Margin (dB)	Polarization
665.50	-23.07	1.87	44.73	0.78	2.15	18.42	34.77	16.35	V
680.50	-23.57	1.88	44.72	0.78	2.15	17.89	34.77	16.88	V
695.50	-24.06	1.89	44.67	0.77	2.15	17.34	34.77	17.43	V

LTE Band 71_10MHz_QPSK

Frequency (MHz)	P_{Mea} (dBm)	P_{cl} (dB)	P_{Ag} (dB)	G_a (dBi)	Correction (dB)	ERP (dBm)	Limit (dBm)	Margin (dB)	Polarization
668.00	-22.96	1.87	44.75	0.78	2.15	18.56	34.77	16.21	V
680.50	-23.21	1.88	44.72	0.78	2.15	18.25	34.77	16.52	V
693.00	-23.84	1.89	44.67	0.77	2.15	17.56	34.77	17.21	V

LTE Band 71_15MHz_QPSK

Frequency (MHz)	P_{Mea} (dBm)	P_{cl} (dB)	P_{Ag} (dB)	G_a (dBi)	Correction (dB)	ERP (dBm)	Limit (dBm)	Margin (dB)	Polarization
670.50	-22.57	1.88	44.75	0.78	2.15	18.93	34.77	15.84	V
680.50	-23.37	1.88	44.72	0.78	2.15	18.09	34.77	16.68	V
690.50	-23.64	1.89	44.73	0.77	2.15	17.82	34.77	16.95	V

LTE Band 71_20MHz_QPSK

Frequency (MHz)	P_{Mea} (dBm)	P_{cl} (dB)	P_{Ag} (dB)	G_a (dBi)	Correction (dB)	ERP (dBm)	Limit (dBm)	Margin (dB)	Polarization
673.00	-22.89	1.88	44.71	0.78	2.15	18.57	34.77	16.20	V
680.50	-23.33	1.88	44.72	0.78	2.15	18.13	34.77	16.64	V
688.00	-23.57	1.89	44.72	0.77	2.15	17.89	34.77	16.88	V

©Copyright. All rights reserved by CTTL.

LTE Band 71_5MHz_16QAM

Frequency (MHz)	P_{Mea} (dBm)	P_{cl} (dB)	P_{Ag} (dB)	G_a (dBi)	Correction (dB)	ERP (dBm)	Limit (dBm)	Margin (dB)	Polarization
665.50	-23.66	1.87	44.73	0.78	2.15	17.83	34.77	16.94	V
680.50	-24.91	1.88	44.72	0.78	2.15	16.55	34.77	18.22	V
695.50	-25.28	1.89	44.67	0.77	2.15	16.12	34.77	18.65	V

LTE Band 71_10MHz_16QAM

Frequency (MHz)	P_{Mea} (dBm)	P_{cl} (dB)	P_{Ag} (dB)	G_a (dBi)	Correction (dB)	ERP (dBm)	Limit (dBm)	Margin (dB)	Polarization
668.00	-23.91	1.87	44.75	0.78	2.15	17.61	34.77	17.16	V
680.50	-24.14	1.88	44.72	0.78	2.15	17.32	34.77	17.45	V
693.00	-25.45	1.89	44.67	0.77	2.15	15.95	34.77	18.82	V

LTE Band 71_15MHz_16QAM

Frequency (MHz)	P_{Mea} (dBm)	P_{cl} (dB)	P_{Ag} (dB)	G_a (dBi)	Correction (dB)	ERP (dBm)	Limit (dBm)	Margin (dB)	Polarization
670.50	-23.48	1.88	44.75	0.78	2.15	18.02	34.77	16.75	V
680.50	-24.41	1.88	44.72	0.78	2.15	17.05	34.77	17.72	V
690.50	-24.78	1.89	44.73	0.77	2.15	16.68	34.77	18.09	V

LTE Band 71_20MHz_16QAM

Frequency (MHz)	P_{Mea} (dBm)	P_{cl} (dB)	P_{Ag} (dB)	G_a (dBi)	Correction (dB)	ERP (dBm)	Limit (dBm)	Margin (dB)	Polarization
673.00	-23.91	1.88	44.71	0.78	2.15	17.55	34.77	17.22	V
680.50	-24.34	1.88	44.72	0.78	2.15	17.12	34.77	17.65	V
688.00	-24.75	1.89	44.72	0.77	2.15	16.71	34.77	18.06	V

©Copyright. All rights reserved by CTTL.

LTE Band 71_5MHz_64QAM

Frequency (MHz)	P_{Mea} (dBm)	P_{cl} (dB)	P_{Ag} (dB)	G_a (dBi)	Correction (dB)	ERP (dBm)	Limit (dBm)	Margin (dB)	Polarization
665.50	-25.72	1.87	44.73	0.78	2.15	15.77	34.77	19.00	V
680.50	-25.50	1.88	44.72	0.78	2.15	15.96	34.77	18.81	V
695.50	-26.02	1.89	44.67	0.77	2.15	15.38	34.77	19.39	V

LTE Band 71_10MHz_64QAM

Frequency (MHz)	P_{Mea} (dBm)	P_{cl} (dB)	P_{Ag} (dB)	G_a (dBi)	Correction (dB)	ERP (dBm)	Limit (dBm)	Margin (dB)	Polarization
668.00	-25.50	1.87	44.75	0.78	2.15	16.02	34.77	18.75	V
680.50	-25.40	1.88	44.72	0.78	2.15	16.06	34.77	18.71	V
693.00	-25.89	1.89	44.67	0.77	2.15	15.51	34.77	19.26	V

LTE Band 71_15MHz_64QAM

Frequency (MHz)	P_{Mea} (dBm)	P_{cl} (dB)	P_{Ag} (dB)	G_a (dBi)	Correction (dB)	ERP (dBm)	Limit (dBm)	Margin (dB)	Polarization
670.50	-25.20	1.88	44.75	0.78	2.15	16.30	34.77	18.47	V
680.50	-25.35	1.88	44.72	0.78	2.15	16.11	34.77	18.66	V
690.50	-25.68	1.89	44.73	0.77	2.15	15.78	34.77	18.99	V

LTE Band 71_20MHz_64QAM

Frequency (MHz)	P_{Mea} (dBm)	P_{cl} (dB)	P_{Ag} (dB)	G_a (dBi)	Correction (dB)	ERP (dBm)	Limit (dBm)	Margin (dB)	Polarization
673.00	-25.39	1.88	44.71	0.78	2.15	16.07	34.77	18.70	V
680.50	-25.41	1.88	44.72	0.78	2.15	16.05	34.77	18.72	V
688.00	-25.82	1.89	44.72	0.77	2.15	15.64	34.77	19.13	V

Peak ERP (dBm) = P_{Mea}(-1.87dBm) - G_a (-1.05dBi) - P_{Ag} (-45.84dB) - P_{cl} (2.19dB)-2.15dB = 44.42dBm

Note: Expanded measurement uncertainty is U = 2.84 dB, k = 2.

©Copyright. All rights reserved by CTTL.

A.2 EMISSION LIMIT

A.2.1 Measurement Method

The measurements procedures in TIA-603E-2016 are used. This measurement is carried out in fully anechoic chamber FAC-3.

The spectrum was scanned from 30 MHz to the 10th harmonic of the highest frequency generated within the equipment, which is the transmitted carrier. The resolution bandwidth is set 1MHz. The spectrum was scanned with the mobile station transmitting at carrier frequencies that pertain to low, mid and high channels of the LTE Bands 7,12,13,25,26,41,66,71.

The procedure of radiated spurious emissions is as follows:

1. EUT was placed on a 1.5-meter-high non-conductive stand at a 3-meter test distance from the receive antenna. A receiving antenna was placed on the antenna mast 3 meters from the EUT for emission measurements. The height of receiving antenna is 1.5m. The test setup refers to figure below. Detected emissions were maximized at each frequency by rotating the EUT through 360 and adjusting the receiving antenna polarization. The radiated emission measurements of all non-harmonic and harmonics of the transmit frequency through the 10th harmonic were measured with peak detector.



2. The EUT is then put into continuously transmitting mode at its maximum power level during the test. And the maximum value of the receiver should be recorded as (Pr).
3. The EUT shall be replaced by a substitution antenna. The test setup refers to figure below.

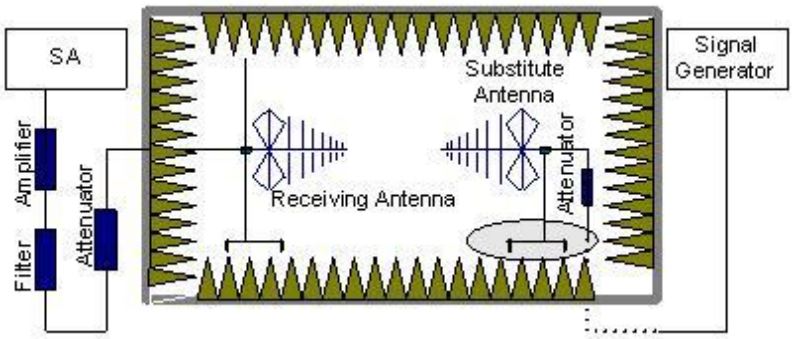

In the chamber, a substitution antenna for the frequency band of interest is placed at the reference point of the chamber. An RF Signal source for the frequency band of interest is connected to the substitution antenna with a cable that has been constructed to not interfere

©Copyright. All rights reserved by CTTL.

with the radiation pattern of the antenna. A power (P_{Mea}) is applied to the input of the substitution antenna. Adjust the level of the signal generator output until the value of the receiver reaches the previously recorded (P_r). The power of signal source (P_{Mea}) is recorded. The test should be performed by rotating the test item and adjusting the receiving antenna polarization.

4. The Path loss (P_{pl}) between the Signal Source with the Substitution Antenna and the Substitution Antenna Gain (G_a) should be recorded after test.
   An amplifier should be connected in for the test.
   The Path loss (P_{pl}) is the summation of the cable loss and the gain of the amplifier.
   The measurement results are obtained as described below:
   Power (EIRP)=P_{Mea}- P_{pl} + G_a
5. This value is EIRP since the measurement is calibrated using an antenna of known gain (unit: dBi) and known input power.
6. ERP can be calculated from EIRP by subtracting the gain of the dipole, ERP = EIRP - 2.15dB.

A.2.2 Measurement Limit

Part 22.917, Part 24.238 and Part 27.53(h) specify that the power of any emission outside of the authorized operating frequency ranges must be attenuated below the transmitting power (P) by a factor of at least 43 + 10 log(P) dB.

The specification that emissions shall be attenuated below the transmitter power (P) by at least 43 + 10 log (P) dB, translates in the relevant power range (1 to 0.001 W) to -13 dBm. At 1 W the specified minimum attenuation becomes 43 dB and relative to a 30 dBm (1 W) carrier becomes a limit of -13 dBm. At 0.001 W (0 dBm) the minimum attenuation is 13 dB, which again yields a limit of -13 dBm. In this way a translation of the specification from relative to absolute terms is carried out.

Part 27.53(m)(4) specifies for mobile digital stations, the attenuation factor shall be not less than 40 + 10 log (P) dB on all frequencies between the channel edge and 5 megahertz from the channel edge, 43 + 10 log (P) dB on all frequencies between 5 megahertz and X megahertz from the channel edge, and 55 + 10 log (P) dB on all frequencies more than X megahertz from the channel edge, where X is the greater of 6 megahertz or the actual emission bandwidth as defined in paragraph (m)(6) of this section. In addition, the attenuation factor shall not be less that 43 + 10 log (P) dB on all frequencies between 2490.5 MHz and 2496 MHz and 55 + 10 log (P) dB at or below 2490.5 MHz. Mobile Satellite Service licensees operating on frequencies below 2495 MHz may also submit a documented interference complaint against BRS licensees operating on channel BRS Channel 1 on the same terms and conditions as adjacent channel BRS or EBS licensees.

Part 27.53(c) states for operations in the 746-758 MHz band and the 776-788 MHz band, the power of any emission outside the licensee's frequency band(s) of operation shall be attenuated below the transmitter power (P) within the licensed band(s) of operation, measured in watts, in accordance with the following:(1) On any frequency outside the 746-758 MHz band, the power of any emission shall be attenuated outside the band below the transmitter power (P) by at least 43 + 10 log (P) dB;(2) On any frequency outside the 776-788 MHz band, the power of any emission shall be attenuated outside the band below the transmitter power (P) by at least 43 + 10 log (P) dB;(4) On all frequencies between 763-775 MHz and 793-805 MHz, by a factor not less than 65 +

©Copyright. All rights reserved by CTTL.

10 log (P) dB in a 6.25 kHz band segment, for mobile and portable stations.
Part 90.691 states that out-of-band emission requirement shall apply only to the ‘‘outer’’ channels included in an EA license and to spectrum adjacent to interior channels used by incumbent licensees. The emission limits are as follows:For any frequency removed from the EA licensee’s frequency block by up to and including 37.5 kHz, the power of any emission shall be attenuated below the transmitter power (P) in watts by at least $116Log_{10}(f/6.1)$ decibels or $50 + 10\ Log_{10}(P)$ decibels or 80 decibels, whichever is the lesser attenuation, where f is the frequency removed from the center of the outer channel in the block in kilohertz and where f is greater than 12.5 kHz. For any frequency removed from the EA licensee’s frequency block greater than 37.5 kHz, the power of any emission shall be attenuated below the transmitter power (P) in watts by at least $43 + 10Log_{10}(P)$ decibels or 80 decibels, whichever is the lesser attenuation, where f is the frequency removed from the center of the outer channel in the block in kilohertz and where f is greater than 37.5 kHz.

A.2.3 Measurement Results

Radiated emissions measurements were made only at the upper, middle, and lower carrier frequencies of the LTE Bands7,12,13,25,26,41,66,71. It was decided that measurements at these three carrier frequencies would be sufficient to demonstrate compliance with emissions limits because it was seen that all the significant spurs occur well outside the band and no radiation was seen from a carrier in one block of the LTE Bands7,12,13,25,26,41,66,71 into any of the other blocks. The equipment must still, however, meet emissions requirements with the carrier at all frequencies over which it is capable of operating and it is the manufacturer's responsibility to verify this. The range of evaluated frequency is from 30MHz to 26GHz.

©Copyright. All rights reserved by CTTL.

LTE Band 7, 5 MHz, QPSK, Channel 20775

Frequency (MHz)	P_{Mea} (dBm)	Path Loss(dB)	Antenna Gain(dBi)	Peak EIRP (dBm)	Limit (dBm)	Margin (dB)	Polarization
5010.02	-49.49	6.59	9.91	-46.17	-25.00	21.17	H
7514.01	-45.01	8.34	12.21	-41.14	-25.00	16.14	V
10017.01	-52.33	9.23	12.91	-48.65	-25.00	23.65	V
12516.01	-48.77	10.22	13.21	-45.78	-25.00	20.78	H
15022.00	-45.27	11.24	13.99	-42.52	-25.00	17.52	V
17500.00	-43.19	12.72	14.90	-41.01	-25.00	16.01	H

LTE Band 7, 5 MHz, QPSK, Channel 21100

Frequency (MHz)	P_{Mea} (dBm)	Path Loss(dB)	Antenna Gain(dBi)	Peak EIRP (dBm)	Limit (dBm)	Margin (dB)	Polarization
5075.02	-49.08	6.70	10.01	-45.77	-25.00	20.77	H
7612.01	-44.71	8.03	12.29	-40.45	-25.00	15.45	V
10138.01	-51.91	9.40	12.96	-48.35	-25.00	23.35	V
12662.01	-48.22	10.36	13.30	-45.28	-25.00	20.28	H
15204.00	-45.83	11.39	13.88	-43.34	-25.00	18.34	H
17755.00	-44.30	12.49	15.26	-41.53	-25.00	16.53	H

LTE Band 7, 5 MHz, QPSK, Channel 21425

Frequency (MHz)	P_{Mea} (dBm)	Path Loss(dB)	Antenna Gain(dBi)	Peak EIRP (dBm)	Limit (dBm)	Margin (dB)	Polarization
5139.02	-48.34	6.86	10.09	-45.11	-25.00	20.11	V
7706.01	-44.80	8.42	12.36	-40.86	-25.00	15.86	V
10265.01	-50.95	9.52	13.01	-47.46	-25.00	22.46	V
12829.01	-47.76	10.69	13.40	-45.05	-25.00	20.05	V
15419.00	-44.43	11.42	13.75	-42.10	-25.00	17.10	V
17974.00	-44.02	12.89	15.56	-41.35	-25.00	16.35	V

©Copyright. All rights reserved by CTTL.

LTE Band 12, 1.4MHz, QPSK, Channel 23017

Frequency (MHz)	P_{Mea} (dBm)	Path Loss(dB)	Antenna Gain(dBi)	Correction (dB)	Peak ERP (dBm)	Limit (dBm)	Margin (dB)	Polarization
1391.01	-60.03	3.22	4.93	2.15	-60.47	-13.00	47.47	H
2104.00	-55.26	4.20	4.91	2.15	-56.70	-13.00	43.70	H
2811.00	-52.34	4.93	6.66	2.15	-52.76	-13.00	39.76	V
3486.02	-55.90	5.49	8.17	2.15	-55.37	-13.00	42.37	H
4189.02	-54.53	6.18	9.09	2.15	-53.77	-13.00	40.77	V
4903.01	-54.89	6.73	9.80	2.15	-53.97	-13.00	40.97	H

LTE Band 12, 1.4MHz, QPSK, Channel 23095

Frequency (MHz)	P_{Mea} (dBm)	Path Loss(dB)	Antenna Gain(dBi)	Correction (dB)	Peak ERP (dBm)	Limit (dBm)	Margin (dB)	Polarization
1415.01	-60.27	3.25	5.06	2.15	-60.61	-13.00	47.61	V
2125.00	-54.87	4.22	4.98	2.15	-56.26	-13.00	43.26	V
2831.00	-51.66	4.95	6.70	2.15	-52.06	-13.00	39.06	V
3531.02	-56.31	5.63	8.24	2.15	-55.85	-13.00	42.85	H
4240.02	-55.21	6.25	9.14	2.15	-54.47	-13.00	41.47	H
4956.01	-55.23	6.68	9.86	2.15	-54.20	-13.00	41.20	H

LTE Band 12, 1.4MHz, QPSK, Channel 23173

Frequency (MHz)	P_{Mea} (dBm)	Path Loss(dB)	Antenna Gain(dBi)	Correction (dB)	Peak ERP (dBm)	Limit (dBm)	Margin (dB)	Polarization
1431.01	-58.01	3.28	5.14	2.15	-58.30	-13.00	45.30	V
2143.00	-55.07	4.24	5.03	2.15	-56.43	-13.00	43.43	V
2876.00	-51.45	4.97	6.78	2.15	-51.79	-13.00	38.79	V
3563.02	-55.76	5.96	8.29	2.15	-55.58	-13.00	42.58	V
4302.02	-54.58	6.19	9.20	2.15	-53.72	-13.00	40.72	H
5002.01	-55.49	6.60	9.90	2.15	-54.34	-13.00	41.34	H

©Copyright. All rights reserved by CTTL.

LTE Band 13, 5MHz, QPSK, Channel 23205

Frequency (MHz)	P_{Mea} (dBm)	Path Loss(dB)	Antenna Gain(dBi)	Correction (dB)	Peak ERP (dBm)	Limit (dBm)	Margin (dB)	Polarization
1573.01	-56.39	3.49	5.37	2.15	-56.66	-13.00	43.66	H
2332.00	-54.39	4.44	5.60	2.15	-55.38	-13.00	42.38	V
3123.02	-53.94	5.40	7.30	2.15	-54.19	-13.00	41.19	H
3898.02	-55.37	6.11	8.76	2.15	-54.87	-13.00	41.87	V
4669.02	-54.34	6.48	9.57	2.15	-53.40	-13.00	40.40	V
5471.01	-55.18	6.95	10.56	2.15	-53.72	-13.00	40.72	H

LTE Band 13, 5MHz, QPSK, Channel 23230

Frequency (MHz)	P_{Mea} (dBm)	Path Loss(dB)	Antenna Gain(dBi)	Correction (dB)	Peak ERP (dBm)	Limit (dBm)	Margin (dB)	Polarization
1555.01	-60.09	3.47	5.40	2.15	-60.31	-13.00	47.31	V
2346.00	-53.54	4.45	5.64	2.15	-54.50	-13.00	41.50	V
3129.02	-53.99	5.40	7.31	2.15	-54.23	-13.00	41.23	V
3897.02	-55.41	6.11	8.76	2.15	-54.91	-13.00	41.91	V
4680.02	-54.70	6.49	9.58	2.15	-53.76	-13.00	40.76	V
5478.01	-55.03	6.98	10.57	2.15	-53.59	-13.00	40.59	H

LTE Band 13, 5MHz, QPSK, Channel 23255

Frequency (MHz)	P_{Mea} (dBm)	Path Loss(dB)	Antenna Gain(dBi)	Correction (dB)	Peak ERP (dBm)	Limit (dBm)	Margin (dB)	Polarization
1582.01	-60.30	3.50	5.35	2.15	-60.60	-13.00	47.60	H
2354.00	-54.31	4.46	5.66	2.15	-55.26	-13.00	42.26	V
3124.02	-54.23	5.40	7.30	2.15	-54.48	-13.00	41.48	V
3912.02	-55.74	6.12	8.78	2.15	-55.23	-13.00	42.23	H
4708.02	-54.66	6.51	9.61	2.15	-53.71	-13.00	40.71	H
5498.01	-54.68	7.05	10.60	2.15	-53.28	-13.00	40.28	H

©Copyright. All rights reserved by CTTL.

LTE Band 25, 1.4MHz, QPSK, Channel 26047

Frequency (MHz)	P_{Mea} (dBm)	Path Loss(dB)	Antenna Gain(dBi)	Peak EIRP (dBm)	Limit (dBm)	Margin (dB)	Polarization
3702.02	-47.16	6.42	8.48	-45.10	-13.00	32.10	H
7405.01	-38.86	8.13	12.09	-34.90	-13.00	21.90	V
9260.01	-44.11	9.06	13.26	-39.91	-13.00	26.91	V
12971.01	-46.35	10.48	13.48	-43.35	-13.00	30.35	H
14832.00	-45.25	11.14	14.13	-42.26	-13.00	29.26	V
16969.00	-41.43	12.26	13.79	-39.90	-13.00	26.90	H

LTE Band 25, 1.4MHz, QPSK, Channel 26365

Frequency (MHz)	P_{Mea} (dBm)	Path Loss(dB)	Antenna Gain(dBi)	Peak EIRP (dBm)	Limit (dBm)	Margin (dB)	Polarization
3765.02	-48.37	6.25	8.57	-46.05	-13.00	33.05	V
7533.01	-43.41	8.26	12.23	-39.44	-13.00	26.44	V
9419.01	-47.32	9.13	13.35	-43.10	-13.00	30.10	V
13194.01	-45.47	10.52	13.77	-42.22	-13.00	29.22	V
15042.00	-45.14	11.27	13.97	-42.44	-13.00	29.44	V
16955.00	-41.70	12.20	13.78	-40.12	-13.00	27.12	V

LTE Band 25, 1.4MHz, QPSK, Channel 26683

Frequency (MHz)	P_{Mea} (dBm)	Path Loss(dB)	Antenna Gain(dBi)	Peak EIRP (dBm)	Limit (dBm)	Margin (dB)	Polarization
3829.02	-49.37	6.06	8.66	-46.77	-13.00	33.77	V
5745.02	-48.04	7.27	10.55	-44.76	-13.00	31.76	V
7660.01	-40.76	8.25	12.33	-36.68	-13.00	23.68	V
13411.01	-37.53	10.58	14.08	-34.03	-13.00	21.03	V
15322.00	-45.19	11.30	13.81	-42.68	-13.00	29.68	H
17268.00	-42.16	12.36	14.39	-40.13	-13.00	27.13	H

©Copyright. All rights reserved by CTTL.

LTE Band 26(814MHz~824MHz), 1.4MHz, QPSK, Channel 26697

Frequency (MHz)	P_{Mea} (dBm)	Path Loss(dB)	Antenna Gain(dBi)	Correction (dB)	Peak ERP (dBm)	Limit (dBm)	Margin (dB)	Polarization
5713.01	-53.92	7.30	10.56	2.15	-52.81	-13.00	39.81	V
6508.01	-53.74	7.51	11.01	2.15	-52.39	-13.00	39.39	H
7332.01	-52.79	8.10	12.00	2.15	-51.04	-13.00	38.04	H
8161.01	-52.50	8.44	12.73	2.15	-50.36	-13.00	37.36	H
8943.00	-51.76	9.00	13.09	2.15	-49.82	-13.00	36.82	H
9772.00	-51.47	8.97	13.13	2.15	-49.46	-13.00	36.46	H

LTE Band 26(814MHz~824MHz), 1.4MHz, QPSK, Channel 26740

Frequency (MHz)	P_{Mea} (dBm)	Path Loss(dB)	Antenna Gain(dBi)	Correction (dB)	Peak ERP (dBm)	Limit (dBm)	Margin (dB)	Polarization
1656.01	-59.54	3.57	5.22	2.15	-60.04	-13.00	47.04	H
2463.00	-52.68	4.59	5.99	2.15	-53.43	-13.00	40.43	V
3283.02	-55.35	5.28	7.68	2.15	-55.10	-13.00	42.10	V
4098.02	-54.68	6.04	9.00	2.15	-53.87	-13.00	40.87	H
4917.01	-54.54	6.73	9.82	2.15	-53.60	-13.00	40.60	V
5723.01	-53.98	7.30	10.56	2.15	-52.87	-13.00	39.87	H

LTE Band 26(814MHz~824MHz), 1.4MHz, QPSK, Channel 26783

Frequency (MHz)	P_{Mea} (dBm)	Path Loss(dB)	Antenna Gain(dBi)	Correction (dB)	Peak ERP (dBm)	Limit (dBm)	Margin (dB)	Polarization
5938.01	-52.87	7.47	10.51	2.15	-51.98	-13.00	38.98	V
6718.01	-52.31	7.99	11.26	2.15	-51.19	-13.00	38.19	H
7607.01	-52.10	8.00	12.29	2.15	-49.96	-13.00	36.96	H
8366.00	-51.86	8.65	12.89	2.15	-49.77	-13.00	36.77	H
8927.00	-50.38	8.94	13.09	2.15	-48.38	-13.00	35.38	H
9999.00	-50.53	9.18	12.90	2.15	-48.96	-13.00	35.96	H

©Copyright. All rights reserved by CTTL.

LTE Band 26(824MHz~849MHz), 1.4MHz, QPSK, Channel 26797

Frequency (MHz)	P_{Mea} (dBm)	Path Loss(dB)	Antenna Gain(dBi)	Correction (dB)	Peak ERP (dBm)	Limit (dBm)	Margin (dB)	Polarization
1661.01	-59.68	3.57	5.21	2.15	-60.19	-13.00	47.19	H
2478.00	-53.21	4.60	6.03	2.15	-53.93	-13.00	40.93	H
3312.02	-54.28	5.29	7.75	2.15	-53.97	-13.00	40.97	H
4118.02	-55.97	6.04	9.02	2.15	-55.14	-13.00	42.14	H
4946.01	-54.42	6.70	9.85	2.15	-53.42	-13.00	40.42	H
5761.01	-53.88	7.25	10.55	2.15	-52.73	-13.00	39.73	V

LTE Band 26(824MHz~849MHz), 1.4MHz, QPSK, Channel 26915

Frequency (MHz)	P_{Mea} (dBm)	Path Loss(dB)	Antenna Gain(dBi)	Correction (dB)	Peak ERP (dBm)	Limit (dBm)	Margin (dB)	Polarization
1662.01	-59.14	3.57	5.21	2.15	-59.65	-13.00	46.65	H
2492.00	-52.63	4.62	6.08	2.15	-53.32	-13.00	40.32	H
3340.02	-53.32	5.31	7.82	2.15	-52.96	-13.00	39.96	H
4186.02	-55.13	6.17	9.09	2.15	-54.36	-13.00	41.36	V
5014.01	-54.81	6.58	9.92	2.15	-53.62	-13.00	40.62	H
5838.01	-53.28	7.20	10.53	2.15	-52.10	-13.00	39.10	H

LTE Band 26(824MHz~849MHz), 1.4MHz, QPSK, Channel 27033

Frequency (MHz)	P_{Mea} (dBm)	Path Loss(dB)	Antenna Gain(dBi)	Correction (dB)	Peak ERP (dBm)	Limit (dBm)	Margin (dB)	Polarization
1697.01	-59.07	3.60	5.15	2.15	-59.67	-13.00	46.67	V
2538.00	-52.35	4.66	6.17	2.15	-52.99	-13.00	39.99	H
3384.02	-55.22	5.35	7.92	2.15	-54.80	-13.00	41.80	V
4260.02	-55.04	6.23	9.16	2.15	-54.26	-13.00	41.26	H
5097.01	-54.81	6.76	10.04	2.15	-53.68	-13.00	40.68	H
5955.01	-52.42	7.47	10.51	2.15	-51.53	-13.00	38.53	H

©Copyright. All rights reserved by CTTL.

LTE Band 41-HPUE, 5MHz, QPSK, Channel 39675

Frequency (MHz)	P_{Mea} (dBm)	Path Loss(dB)	Antenna Gain(dBi)	Peak EIRP (dBm)	Limit (dBm)	Margin (dB)	Polarization
5001.02	-48.62	6.60	9.90	-45.32	-25.00	20.32	H
7496.01	-44.65	8.38	12.20	-40.83	-25.00	15.83	V
9997.01	-52.36	9.18	12.90	-48.64	-25.00	23.64	V
12488.01	-49.43	10.21	13.20	-46.44	-25.00	21.44	V
14991.00	-45.81	11.21	14.01	-43.01	-25.00	18.01	H
17490.00	-43.52	12.70	14.88	-41.34	-25.00	16.34	V

LTE Band 41-HPUE, 5MHz, QPSK, Channel 40620

Frequency (MHz)	P_{Mea} (dBm)	Path Loss(dB)	Antenna Gain(dBi)	Peak EIRP (dBm)	Limit (dBm)	Margin (dB)	Polarization
5190.02	-47.22	6.94	10.17	-43.99	-25.00	18.99	V
7787.01	-41.23	8.31	12.43	-37.11	-25.00	12.11	H
10376.01	-51.29	9.76	13.05	-48.00	-25.00	23.00	V
12977.01	-47.70	10.48	13.49	-44.69	-25.00	19.69	V
15529.00	-44.06	11.52	13.70	-41.88	-25.00	16.88	H
16851.00	-41.71	12.05	13.74	-40.02	-25.00	15.02	H

LTE Band 41-HPUE, 5MHz, QPSK, Channel 41565

Frequency (MHz)	P_{Mea} (dBm)	Path Loss(dB)	Antenna Gain(dBi)	Peak EIRP (dBm)	Limit (dBm)	Margin (dB)	Polarization
5378.02	-50.60	6.88	10.43	-47.05	-25.00	22.05	H
8066.01	-44.66	8.32	12.65	-40.33	-25.00	15.33	H
10769.01	-50.43	9.47	13.15	-46.75	-25.00	21.75	V
13453.01	-40.57	10.61	14.13	-37.05	-25.00	12.05	V
16108.00	-42.45	11.84	13.68	-40.61	-25.00	15.61	V
17474.00	-44.06	12.67	14.84	-41.89	-25.00	16.89	H

©Copyright. All rights reserved by CTTL.

LTE Band 66, 1.4MHz QPSK, Channel 131979

Frequency (MHz)	P_{Mea} (dBm)	Path Loss(dB)	Antenna Gain(dBi)	Peak EIRP (dBm)	Limit (dBm)	Margin (dB)	Polarization
3422.02	-41.48	5.38	8.01	-38.85	-13.00	25.85	V
5137.02	-52.04	6.86	10.09	-48.81	-13.00	35.81	H
6845.01	-30.42	7.83	11.41	-26.84	-13.00	13.84	V
8556.01	-45.23	8.57	13.01	-40.79	-13.00	27.79	V
10263.01	-52.14	9.52	13.01	-48.65	-13.00	35.65	V
11978.01	-48.63	10.15	13.00	-45.78	-13.00	32.78	V

LTE Band 66, 1.4MHz, QPSK, Channel 132322

Frequency (MHz)	P_{Mea} (dBm)	Path Loss(dB)	Antenna Gain(dBi)	Peak EIRP (dBm)	Limit (dBm)	Margin (dB)	Polarization
3490.02	-44.95	5.50	8.18	-42.27	-13.00	29.27	H
5239.02	-50.72	7.00	10.23	-47.49	-13.00	34.49	V
6984.01	-28.83	8.17	11.58	-25.42	-13.00	12.42	V
8729.01	-47.14	8.45	13.05	-42.54	-13.00	29.54	V
10469.01	-52.24	9.70	13.09	-48.85	-13.00	35.85	H
12214.01	-49.98	10.05	13.09	-46.94	-13.00	33.94	V

LTE Band 66, 1.4MHz, QPSK, Channel 132665

Frequency (MHz)	P_{Mea} (dBm)	Path Loss(dB)	Antenna Gain(dBi)	Peak EIRP (dBm)	Limit (dBm)	Margin (dB)	Polarization
3559.02	-45.73	5.92	8.28	-43.37	-13.00	30.37	H
5341.02	-52.27	6.95	10.38	-48.84	-13.00	35.84	V
7120.01	-31.90	8.16	11.74	-28.32	-13.00	15.32	V
8900.01	-44.94	8.85	13.08	-40.71	-13.00	27.71	V
10673.01	-51.63	9.30	13.13	-47.80	-13.00	34.80	H
12456.01	-50.11	10.29	13.18	-47.22	-13.00	34.22	H

©Copyright. All rights reserved by CTTL.

LTE Band 71, 5MHz, QPSK, Channel 133147

Frequency (MHz)	P_{Mea} (dBm)	Path Loss(dB)	Antenna Gain(dBi)	Correction (dB)	Peak ERP (dBm)	Limit (dBm)	Margin (dB)	Polarization
1340.01	-47.15	3.16	4.67	2.15	-47.79	-13.00	34.79	H
2013.00	-55.93	4.09	4.64	2.15	-57.53	-13.00	44.53	V
2633.00	-52.15	4.73	6.34	2.15	-52.69	-13.00	39.69	V
3334.02	-54.91	5.30	7.80	2.15	-54.56	-13.00	41.56	H
4016.02	-55.57	6.05	8.92	2.15	-54.85	-13.00	41.85	V
4662.02	-54.27	6.47	9.56	2.15	-53.33	-13.00	40.33	H

LTE Band 71, 5MHz, QPSK, Channel 133297

Frequency (MHz)	P_{Mea} (dBm)	Path Loss(dB)	Antenna Gain(dBi)	Correction (dB)	Peak ERP (dBm)	Limit (dBm)	Margin (dB)	Polarization
1361.01	-59.23	3.19	4.78	2.15	-59.79	-13.00	46.79	H
2032.00	-55.47	4.13	4.70	2.15	-57.05	-13.00	44.05	V
2723.00	-51.00	4.81	6.50	2.15	-51.46	-13.00	38.46	V
3396.02	-55.48	5.36	7.95	2.15	-55.04	-13.00	42.04	V
4087.02	-54.44	6.04	8.99	2.15	-53.64	-13.00	40.64	V
4755.01	-55.39	6.58	9.66	2.15	-54.46	-13.00	41.46	H

LTE Band 71, 5MHz, QPSK, Channel 133447

Frequency (MHz)	P_{Mea} (dBm)	Path Loss(dB)	Antenna Gain(dBi)	Correction (dB)	Peak ERP (dBm)	Limit (dBm)	Margin (dB)	Polarization
1369.01	-59.39	3.20	4.82	2.15	-59.92	-13.00	46.92	H
2087.00	-55.28	4.18	4.86	2.15	-56.75	-13.00	43.75	H
2795.00	-52.56	4.91	6.63	2.15	-52.99	-13.00	39.99	H
3461.02	-55.60	5.45	8.11	2.15	-55.09	-13.00	42.09	H
4196.02	-54.35	6.20	9.10	2.15	-53.60	-13.00	40.60	V
4890.01	-55.26	6.73	9.79	2.15	-54.35	-13.00	41.35	V

Note: The maximum value of expanded measurement uncertainty for this test item is U = 5.16 dB, k = 2.

©Copyright. All rights reserved by CTTL.

A.3 FREQUENCY STABILITY

A.3.1 Method of Measurement

In order to measure the carrier frequency under the condition of AFC lock, it is necessary to make measurements with the EUT in a “call mode”. This is accomplished with the use of R&S CMW500 DIGITAL RADIO COMMUNICATION TESTER and Anritsu MT8821C Radio Communication Analyzer.

1. Measure the carrier frequency at room temperature.
2. Subject the EUT to overnight soak at -30℃.
3. With the EUT, powered via nominal voltage, connected to the CMW500 or MT8821C, and in a simulated call on middle channel for LTE band7,12,13,25,26,41,66,71, measure the carrier frequency. These measurements should be made within 2 minutes of Powering up the EUT, to prevent significant self-warming.
4. Repeat the above measurements at 10℃ increments from -30℃ to +50℃. Allow at least 1.5 hours at each temperature, unpowered, before making measurements.
5. Re-measure carrier frequency at room temperature with nominal voltage. Vary supply voltage from minimum voltage to maximum voltage, in 0.1Volt increments re-measuring carrier frequency at each voltage. Pause at nominal voltage for 1.5 hours unpowered, to allow any self-heating to stabilize, before continuing.
6. Subject the EUT to overnight soak at +50℃.
7. With the EUT, powered via nominal voltage, connected to the CMW500 and in a simulated call on the center channel, measure the carrier frequency. These measurements should be made within 2 minutes of Powering up the EUT, to prevent significant self-warming.
8. Repeat the above measurements at 10 ℃increments from -30℃ to +50℃. Allow at least 1.5 hours at each temperature, unpowered, before making measurements.
9. At all temperature levels hold the temperature to +/- 0.5℃ during the measurement procedure.

The frequency stability shall be sufficient to ensure that the fundamental emission stays within the authorized frequency block. As this transceiver is considered "Hand carried, battery powered equipment" Section 2.1055(d)(2) applies. This requires that the lower voltage for frequency stability testing be specified by the manufacturer. This transceiver is specified to operate with an input voltage of between 3.6VDC and 4.4VDC, with a nominal voltage of 3.82VDC. Operation above or below these voltage limits is prohibited by transceiver software in order to prevent improper operation as well as to protect components from overstress.

©Copyright. All rights reserved by CTTL.

A.3.2 Measurement results

LTE Band 7, 20MHz bandwidth QPSK (worst case of all bandwidths)

Frequency Error vs Temperature

Temperature(℃)	Voltage(V)	F_L(MHz)	F_H(MHz)	Offset(Hz)	Frequency error(ppm)
20	3.82	2500.609	2569.359		
50				15.57	0.0067
40				15.85	0.0068
30				16.93	0.0073
10				15.44	0.0066
0				17.07	0.0073
-10				15.80	0.0068
-20				18.03	0.0078
-10				17.00	0.0073

Frequency Error vs Voltage

Voltage(V)	Temperature(℃)	F_L(MHz)	F_H(MHz)	Offset(Hz)	Frequency error(ppm)
3.6	20	2500.609	2569.359	13.66	0.0059
4.4				15.34	0.0066

LTE Band 12, 10MHz bandwidth QPSK (worst case of all bandwidths)

Frequency Error vs Temperature

Temperature(℃)	Voltage(V)	F_L(MHz)	F_H(MHz)	Offset(Hz)	Frequency error(ppm)
20	3.82	699.481	715.519		
50				-6.88	0.0097
40				-0.30	0.0004
30				-7.80	0.0110
10				-6.55	0.0093
0				-6.74	0.0095
-10				-0.04	0.0001
-20				-7.14	0.0101
-10				-2.02	0.0029

Frequency Error vs Voltage

Voltage(V)	Temperature(℃)	F_L(MHz)	F_H(MHz)	Offset(Hz)	Frequency error(ppm)
3.6	20	699.481	715.519	-0.16	0.0002
4.4				-7.20	0.0102

©Copyright. All rights reserved by CTTL.

LTE Band 13, 10MHz bandwidth QPSK (worst case of all bandwidths)

Frequency Error vs Temperature

Temperature(℃)	Voltage(V)	F_L(MHz)	F_H(MHz)	Offset(Hz)	Frequency error(ppm)
20	3.82	777.481	786.519		
50				1.77	0.0023
40				0.21	0.0003
30				-1.22	0.0016
10				-0.09	0.0001
0				2.29	0.0029
-10				-0.55	0.0007
-20				-0.40	0.0005
-10				-0.37	0.0005

Frequency Error vs Voltage

Voltage(V)	Temperature(℃)	F_L(MHz)	F_H(MHz)	Offset(Hz)	Frequency error(ppm)
3.6	20	777.481	786.519	0.27	0.0003
4.4				-0.17	0.0002

LTE Band 25, 20MHz bandwidth QPSK (worst case of all bandwidths)

Frequency Error vs Temperature

Temperature(℃)	Voltage(V)	F_L(MHz)	F_H(MHz)	Offset(Hz)	Frequency error(ppm)
20	3.82	1850.849	1914.135		
50				-10.05	0.0053
40				-14.07	0.0075
30				-13.31	0.0071
10				-0.22	0.0001
0				-14.19	0.0075
-10				-12.62	0.0067
-20				0.85	0.0005
-10				-0.08	0.0000

Frequency Error vs Voltage

Voltage(V)	Temperature(℃)	F_L(MHz)	F_H(MHz)	Offset(Hz)	Frequency error(ppm)
3.6	20	1850.849	1914.135	-14.42	0.0077
4.4				0.70	0.0004

©Copyright. All rights reserved by CTTL.

LTE Band 26(814MHz~824MHz), 10MHz bandwidth QPSK (worst case of all bandwidths)

Frequency Error vs Temperature

Temperature(℃)	Voltage(V)	F_L(MHz)	F_H(MHz)	Offset(Hz)	Frequency error(ppm)
20	3.82	814.433	823.583		
50				-12.89	0.0157
40				-0.06	0.0001
30				-11.17	0.0136
10				-0.74	0.0009
0				-10.87	0.0133
-10				-13.36	0.0163
-20				-2.50	0.0031
-10				-0.47	0.0006

Frequency Error vs Voltage

Voltage(V)	Temperature(℃)	F_L(MHz)	F_H(MHz)	Offset(Hz)	Frequency error(ppm)
3.6	20	814.433	823.583	2.16	0.0026
4.4				-12.16	0.0148

LTE Band 26(824MHz~849MHz), 15MHz bandwidth QPSK (worst case of all bandwidths)

Frequency Error vs Temperature

Temperature(℃)	Voltage(V)	F_L(MHz)	F_H(MHz)	Offset(Hz)	Frequency error(ppm)
20	3.82	824.545	848.439		
50				-0.46	0.0005
40				0.40	0.0005
30				-0.32	0.0004
10				7.91	0.0095
0				5.99	0.0072
-10				5.37	0.0064
-20				7.33	0.0088
-10				6.43	0.0077

Frequency Error vs Voltage

Voltage(V)	Temperature(℃)	F_L(MHz)	F_H(MHz)	Offset(Hz)	Frequency error(ppm)
3.6	20	824.545	848.439	-3.32	0.0040
4.4				6.58	0.0079

©Copyright. All rights reserved by CTTL.

LTE Band 41-HPUE, 20MHz bandwidth QPSK (worst case of all bandwidths)

Frequency Error vs Temperature

Temperature(℃)	Voltage(V)	F_L(MHz)	F_H(MHz)	Offset(Hz)	Frequency error(ppm)
20	3.82	2496.048	2689.712		
50				-0.76	0.0003
40				-0.57	0.0002
30				0.00	0.0000
10				2.13	0.0008
0				-0.46	0.0002
-10				0.78	0.0003
-20				-0.83	0.0003
-10				-0.43	0.0002

Frequency Error vs Voltage

Voltage(V)	Temperature(℃)	F_L(MHz)	F_H(MHz)	Offset(Hz)	Frequency error(ppm)
3.6	20	2496.048	2689.712	2.60	0.0010
4.4				0.00	0.0000

LTE Band 66, 20MHz bandwidth QPSK (worst case of all bandwidths)

Frequency Error vs Temperature

Temperature(℃)	Voltage(V)	F_L(MHz)	F_H(MHz)	Offset(Hz)	Frequency error(ppm)
20	3.82	1710.865	1779.119		
50				1.34	0.0008
40				1.89	0.0011
30				0.23	0.0001
10				1.62	0.0009
0				1.36	0.0008
-10				1.26	0.0007
-20				1.17	0.0007
-10				0.99	0.0006

Frequency Error vs Voltage

Voltage(V)	Temperature(℃)	F_L(MHz)	F_H(MHz)	Offset(Hz)	Frequency error(ppm)
3.6	20	1710.865	1779.119	1.34	0.0008
4.4				0.23	0.0001

©Copyright. All rights reserved by CTTL.

LTE Band 71, 20MHz bandwidth QPSK (worst case of all bandwidths)

Frequency Error vs Temperature

Temperature(℃)	Voltage(V)	F_L(MHz)	F_H(MHz)	Offset(Hz)	Frequency error(ppm)
20	3.82	663.8294	697.006		
50				-4.07	0.0060
40				0.60	0.0009
30				-2.11	0.0031
10				0.42	0.0006
0				-1.74	0.0026
-10				-3.19	0.0047
-20				-2.52	0.0037
-10				-0.96	0.0014

Frequency Error vs Voltage

Voltage(V)	Temperature(℃)	F_L(MHz)	F_H(MHz)	Offset(Hz)	Frequency error(ppm)
3.6	20	663.8294	697.006	-2.97	0.0044
4.4				1.18	0.0017

©Copyright. All rights reserved by CTTL.

A.4 OCCUPIED BANDWIDTH

A.4.1 Occupied Bandwidth Results

Occupied bandwidth measurements are only provided for selected frequencies in order to reduce the amount of submitted data. Data were taken at the extreme and mid frequency. The table below lists the measured 99% BW. Spectrum analyzer plots are included on the following pages.

The measurement method is from ANSI C63.26:

a) The spectrum analyzer center frequency is set to the nominal EUT channel center frequency. The frequency span for the spectrum analyzer shall be set wide enough to capture all modulation products including the emission skirts.

b) The nominal IF filter 3 dB bandwidth (RBW) shall be in the range of 1% to 5% of the anticipated OBW, and the VBW shall be set ≥ 3 × RBW.

c) Set the reference level of the instrument as required to prevent the signal amplitude from exceeding the maximum spectrum analyzer input mixer level for linear operation.

d) Set the detection mode to peak, and the trace mode to max-hold.

©Copyright. All rights reserved by CTTL.

LTE band 7, 5MHz (99%)

Frequency (MHz)	Occupied Bandwidth (99%) (kHz)		
2535.0	QPSK	16QAM	64QAM
	4519.23	4519.23	4519.23

LTE band 7, 5MHz Bandwidth, QPSK (99% BW)

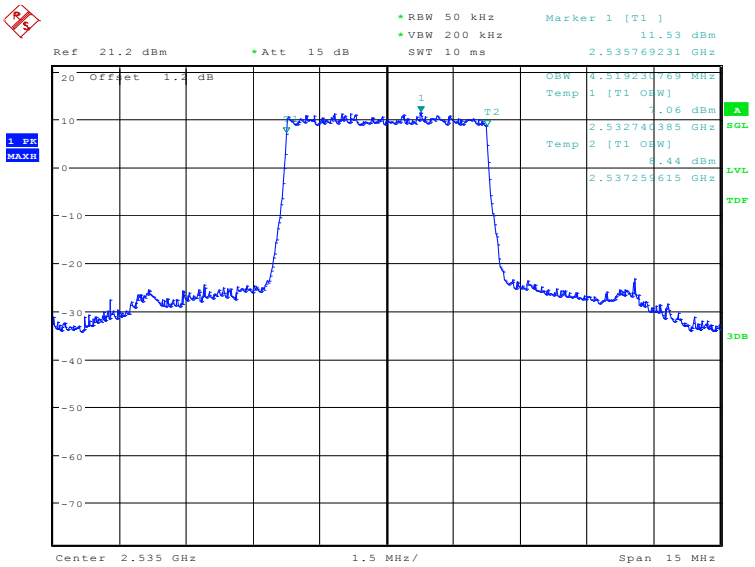

Date: 17.FEB.2020 22:05:19

LTE band 7, 5MHz Bandwidth, 16QAM (99% BW)

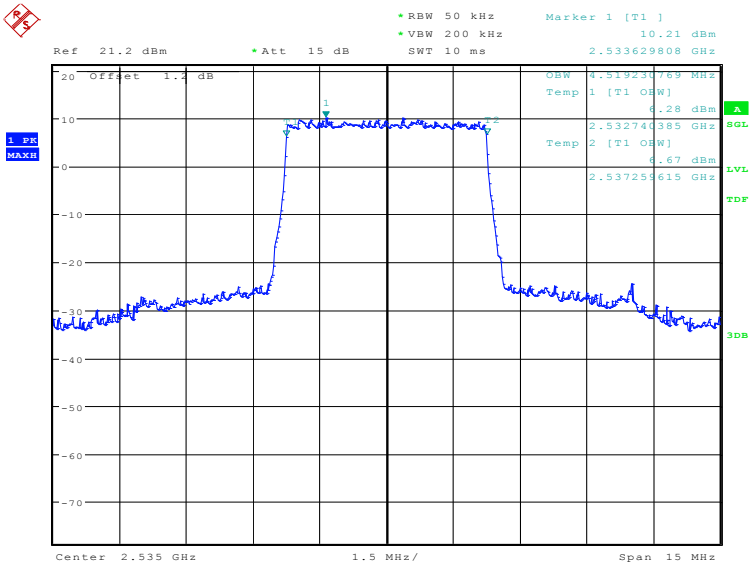

Date: 17.FEB.2020 22:06:43

©Copyright. All rights reserved by CTTL.

LTE band 7, 5MHz Bandwidth,64QAM (99% BW)

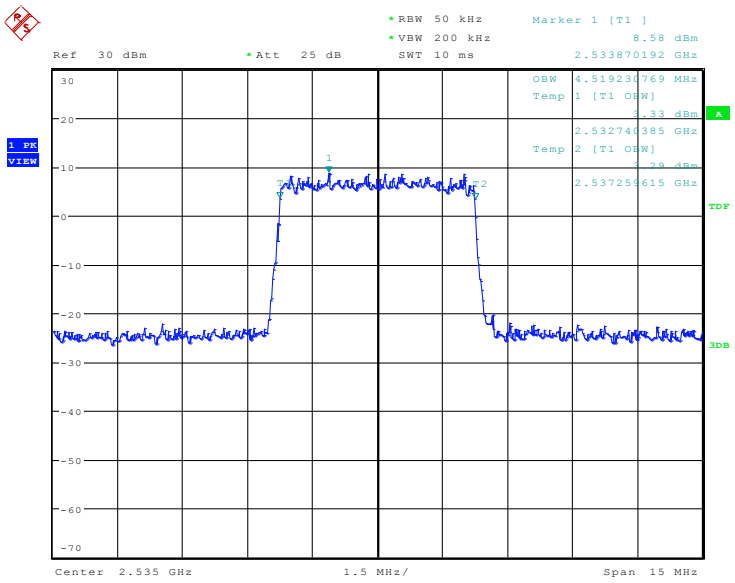

Date: 19.MAR.2020 14:35:00

©Copyright. All rights reserved by CTTL.

LTE band 7, 10MHz (99%)

Frequency (MHz)	Occupied Bandwidth (99%) (kHz)		
2535.0	QPSK	16QAM	64QAM
	8990.38	8990.38	9038.46

LTE band 7, 10MHz Bandwidth, QPSK (99% BW)

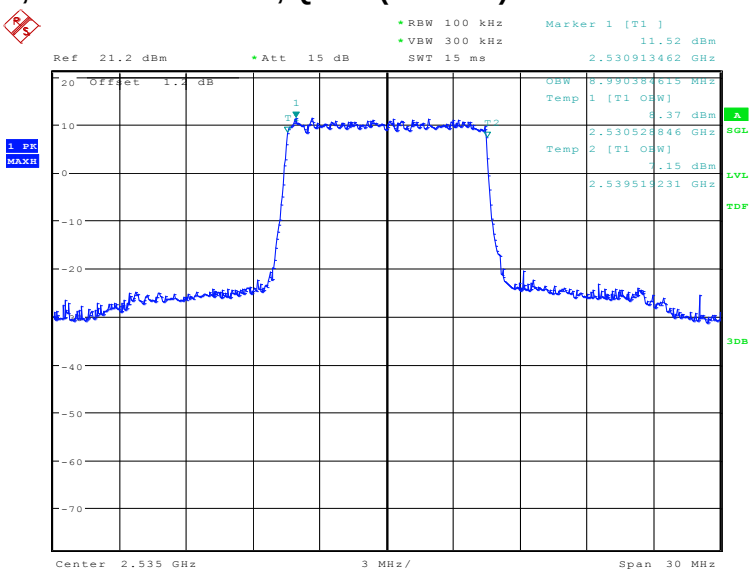

Date: 17.FEB.2020 22:08:09

LTE band 7, 10MHz Bandwidth, 16QAM (99% BW)

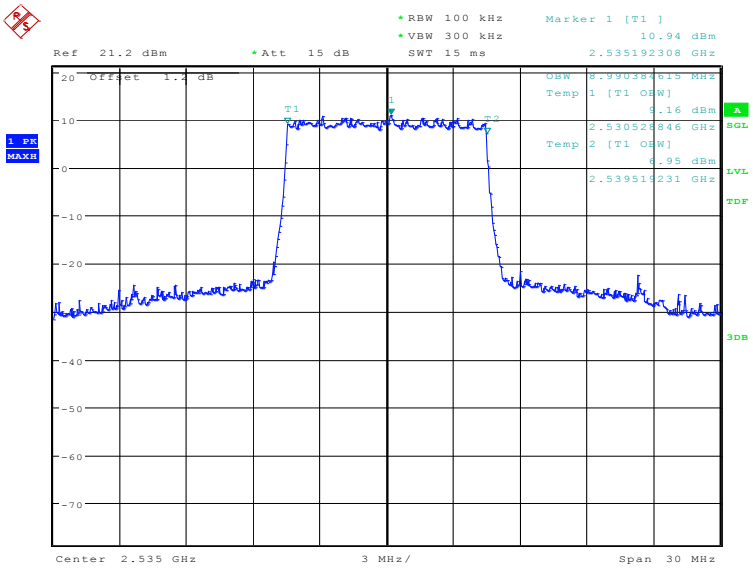

Date: 17.FEB.2020 22:09:33

©Copyright. All rights reserved by CTTL.

LTE band 7, 10MHz Bandwidth, 64QAM (99% BW)

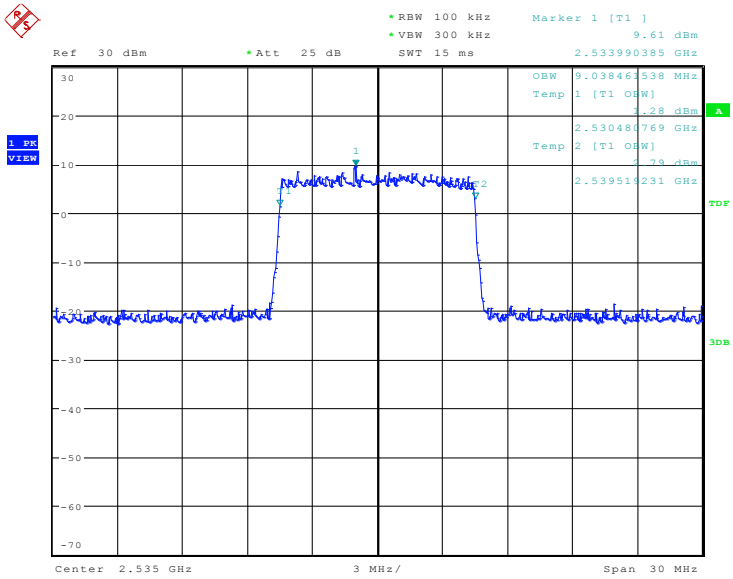

Date: 19.MAR.2020 14:36:45

©Copyright. All rights reserved by CTTL.

LTE band 7, 15MHz (99%)

Frequency (MHz)	Occupied Bandwidth (99%) (kHz)		
2535.0	QPSK	16QAM	64QAM
	13485.58	13485.58	13485.58

LTE band 7, 15MHz Bandwidth, QPSK (99% BW)

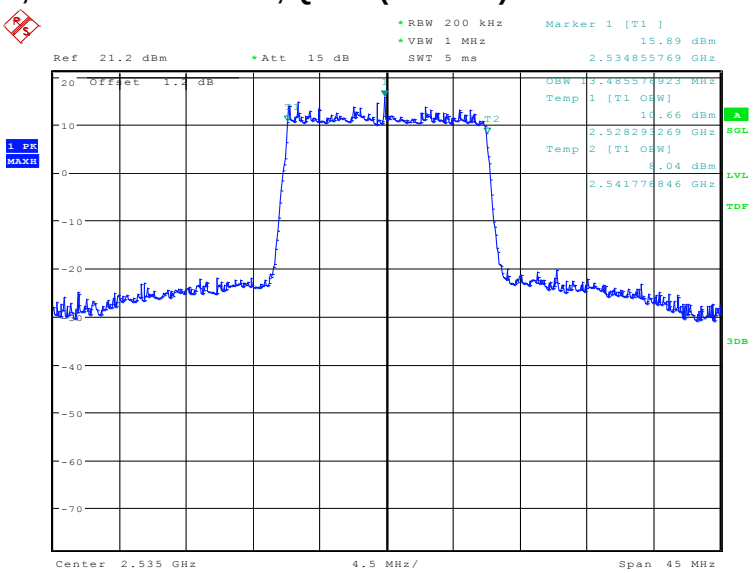

Date: 17.FEB.2020 22:10:59

LTE band 7, 15MHz Bandwidth, 16QAM (99% BW)

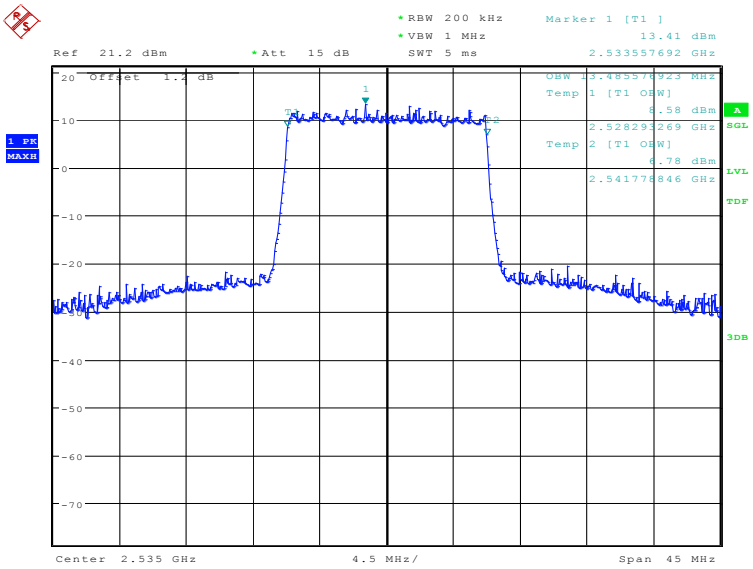

Date: 17.FEB.2020 22:12:23

©Copyright. All rights reserved by CTTL.

LTE band 7, 15MHz Bandwidth, 64QAM (99% BW)

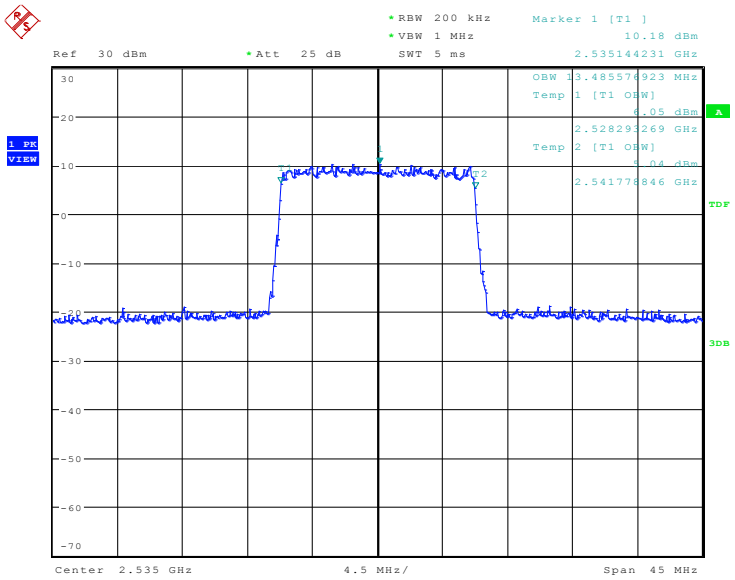

Date: 19.MAR.2020 14:38:11

©Copyright. All rights reserved by CTTL.

LTE band 7, 20MHz (99%)

Frequency (MHz)	Occupied Bandwidth (99%) (kHz)		
2535.0	QPSK	16QAM	64QAM
	17980.77	17980.77	17980.77

LTE band 7, 20MHz Bandwidth, QPSK (99% BW)

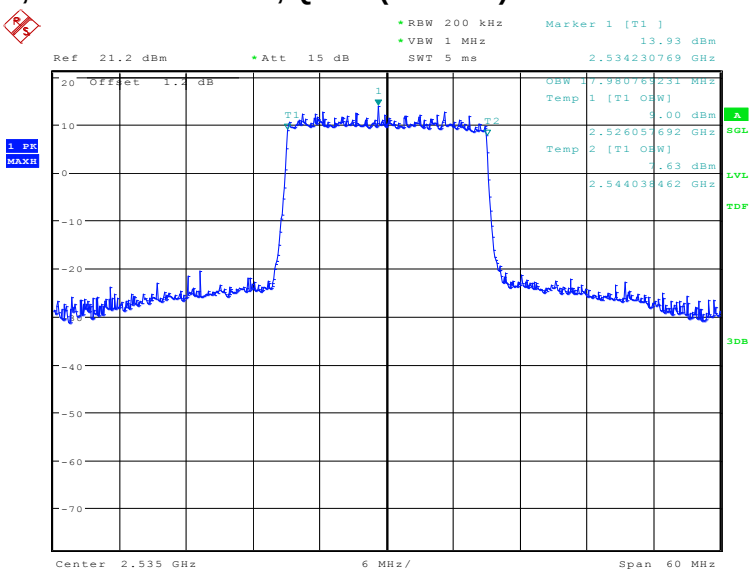

Date: 17.FEB.2020 22:13:49

LTE band 7, 20MHz Bandwidth, 16QAM (99% BW)

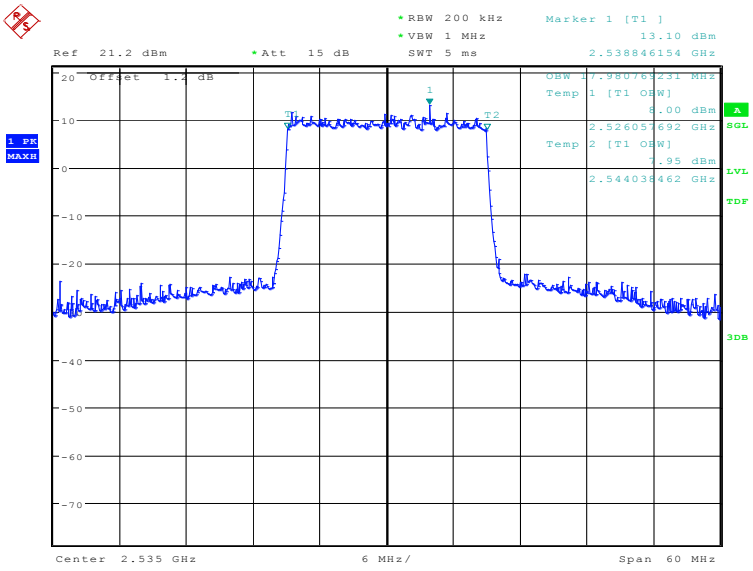

Date: 17.FEB.2020 22:15:13

©Copyright. All rights reserved by CTTL.

LTE band 7, 20MHz Bandwidth, 64QAM (99% BW)

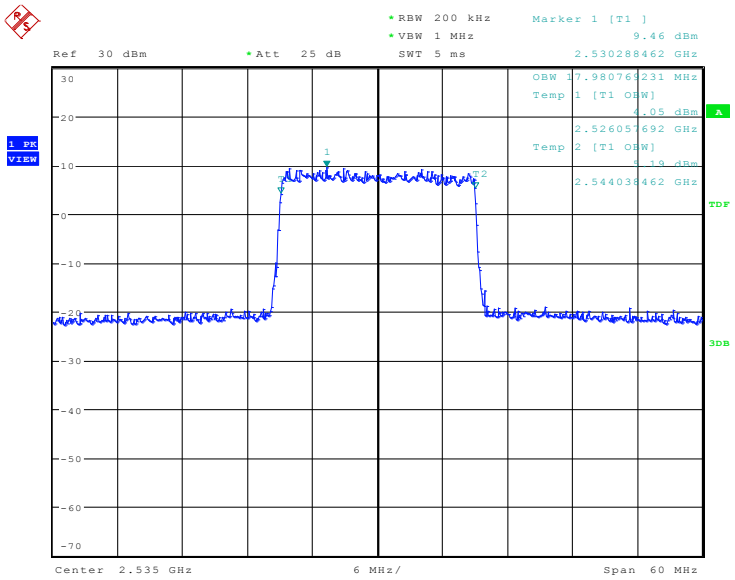

Date: 19.MAR.2020 14:39:23

©Copyright. All rights reserved by CTTL.

LTE band 12, 1.4MHz (99%)

Frequency (MHz)	Occupied Bandwidth (99%) (kHz)		
707.5	QPSK	16QAM	64QAM
	1097.76	1097.76	1089.74

LTE band 12, 1.4MHz Bandwidth, QPSK (99% BW)

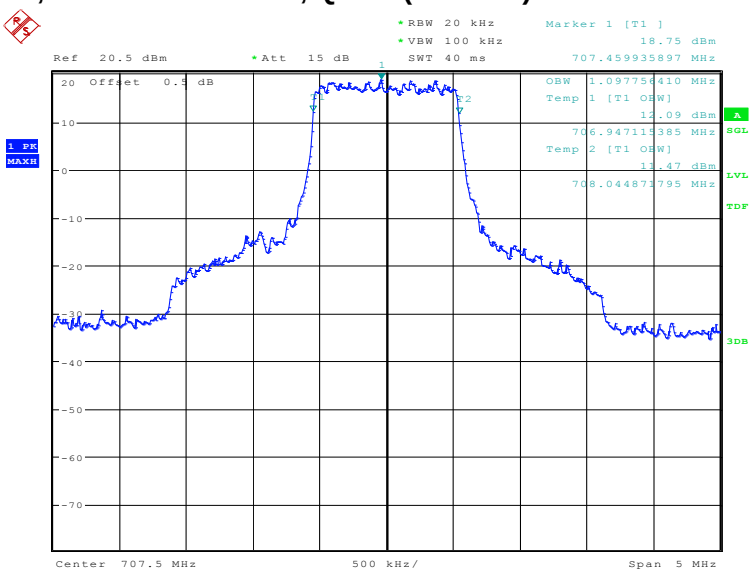

Date: 17.FEB.2020 22:18:00

LTE band 12, 1.4MHz Bandwidth, 16QAM (99% BW)

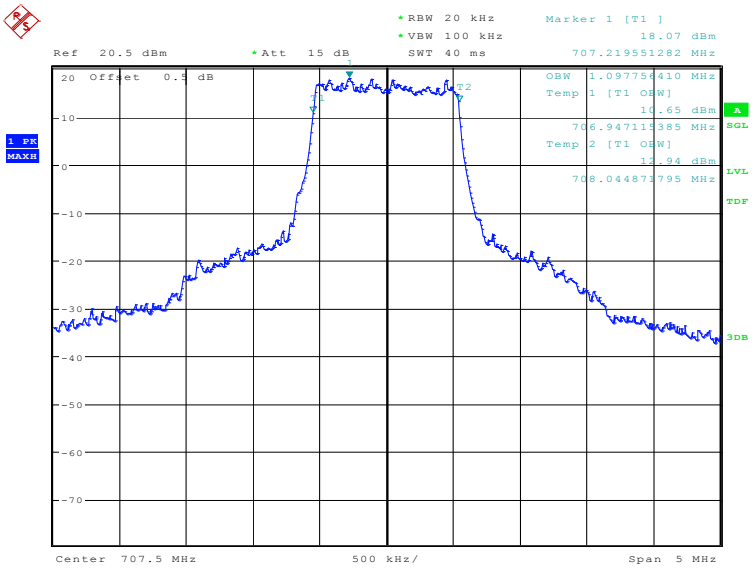

Date: 17.FEB.2020 22:19:25

©Copyright. All rights reserved by CTTL.

LTE band 12, 1.4MHz Bandwidth, 64QAM (99% BW)

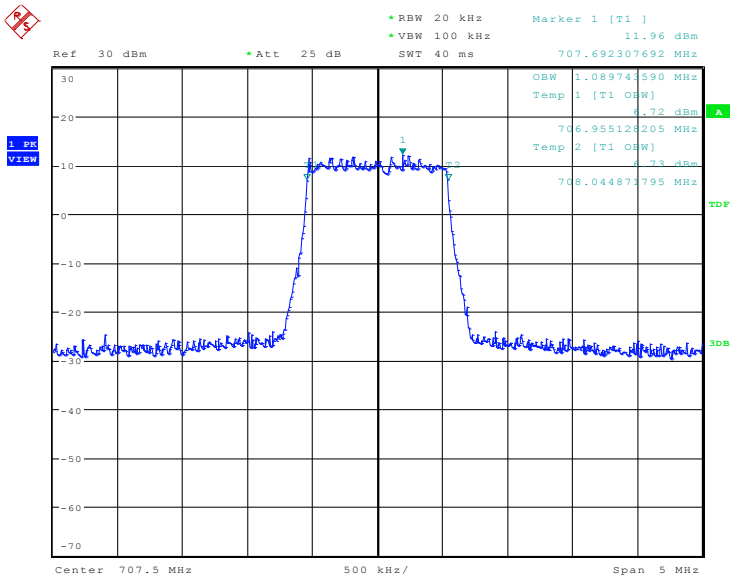

Date: 19.MAR.2020 14:42:26

©Copyright. All rights reserved by CTTL.

LTE band 12, 3MHz (99%)

Frequency (MHz)	Occupied Bandwidth (99%) (kHz)		
707.5	QPSK	16QAM	64QAM
	2708.33	2708.33	2692.31

LTE band 12, 3MHz Bandwidth, QPSK (99% BW)

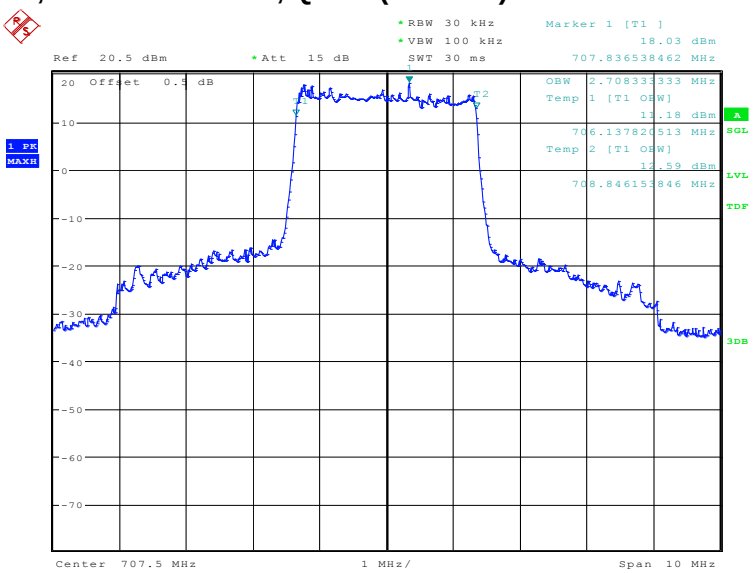

Date: 17.FEB.2020 22:20:51

LTE band 12, 3MHz Bandwidth, 16QAM (99% BW)

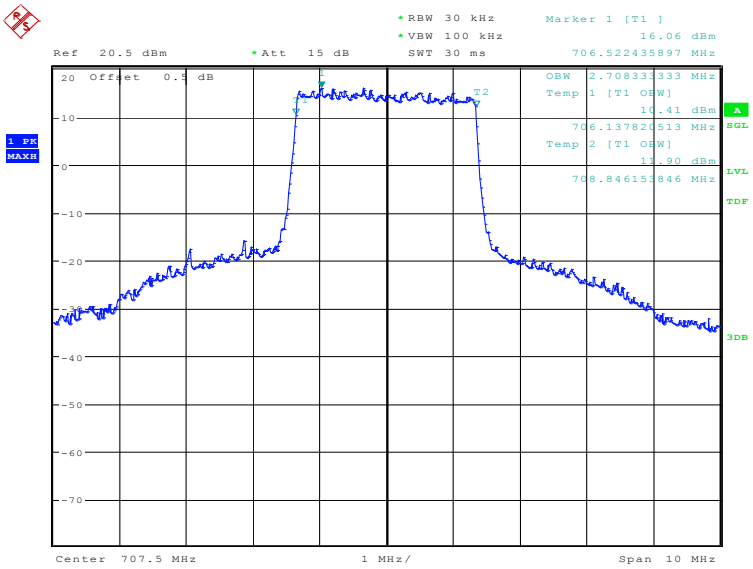

Date: 17.FEB.2020 22:22:15

©Copyright. All rights reserved by CTTL.

LTE band 12, 3MHz Bandwidth, 64QAM (99% BW)

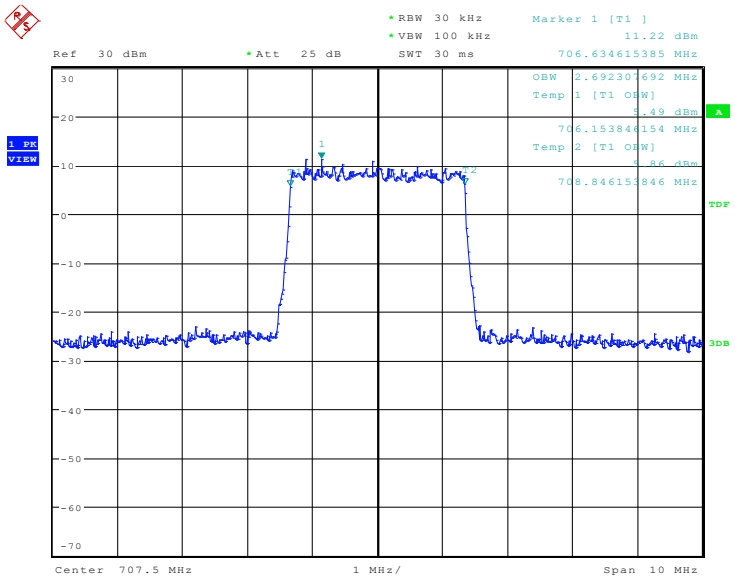

Date: 19.MAR.2020 14:43:43

©Copyright. All rights reserved by CTTL.

LTE band 12, 5MHz (99%)

Frequency (MHz)	Occupied Bandwidth (99%) (kHz)		
707.5	QPSK	16QAM	64QAM
	4519.23	4519.23	4471.15

LTE band 12, 5MHz Bandwidth, QPSK (99% BW)

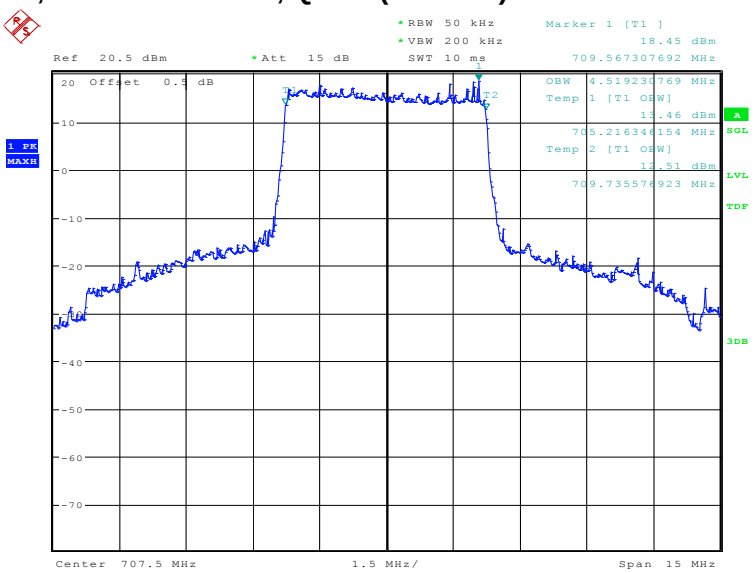

Date: 17.FEB.2020 22:23:41

LTE band 12, 5MHz Bandwidth, 16QAM (99% BW)

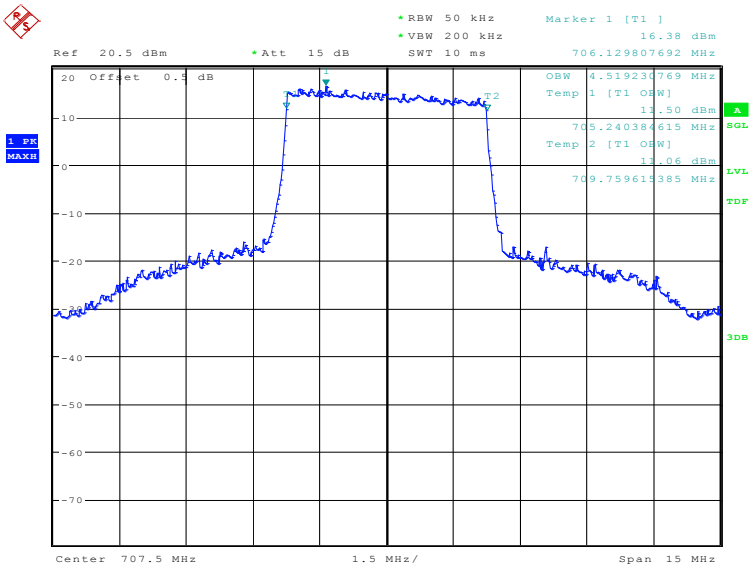

Date: 17.FEB.2020 22:25:05

©Copyright. All rights reserved by CTTL.

LTE band 12, 5MHz Bandwidth,64QAM (99% BW)

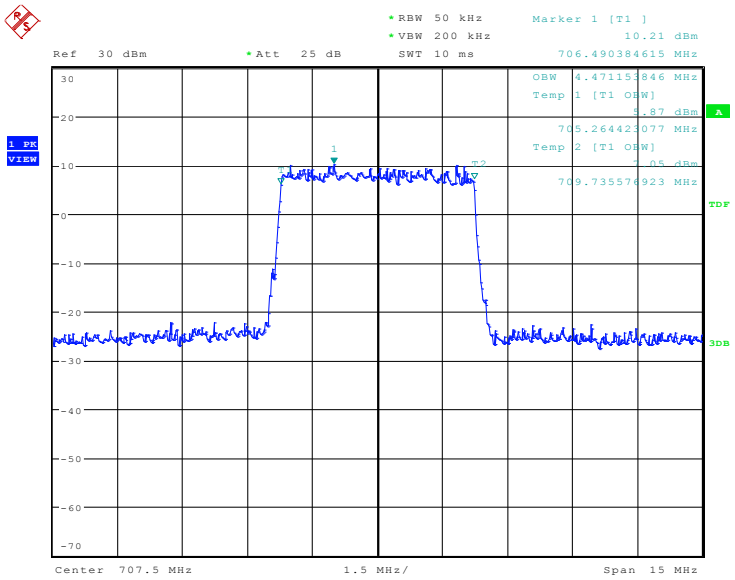

Date: 19.MAR.2020 14:45:26

©Copyright. All rights reserved by CTTL.

LTE band 12, 10MHz (99%)

Frequency (MHz)	Occupied Bandwidth (99%) (kHz)		
707.5	QPSK	16QAM	64QAM
	8942.31	8990.38	8942.31

LTE band 12, 10MHz Bandwidth, QPSK (99% BW)

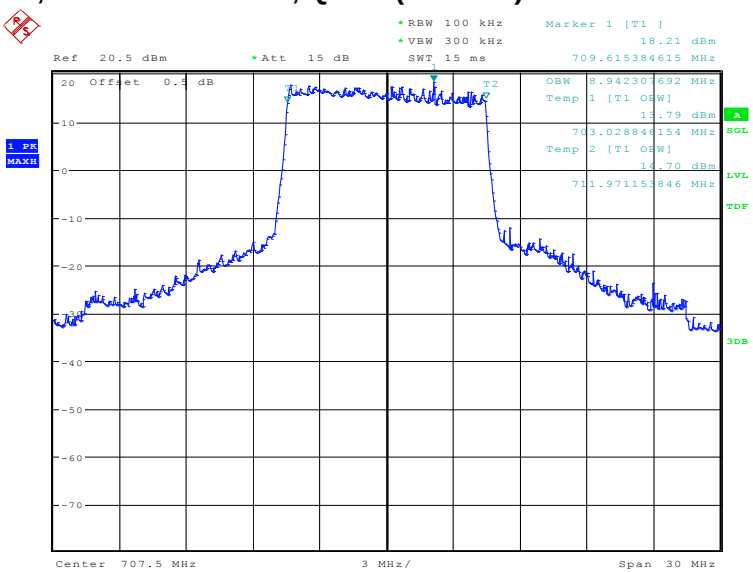

Date: 17.FEB.2020 22:26:31

LTE band 12, 10MHz Bandwidth, 16QAM (99% BW)

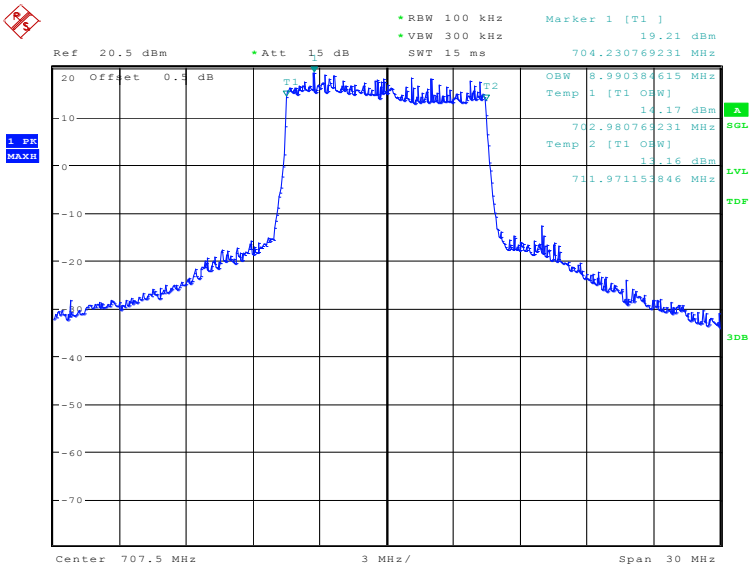

Date: 17.FEB.2020 22:27:55

©Copyright. All rights reserved by CTTL.

LTE band 12, 10MHz Bandwidth, 64QAM (99% BW)

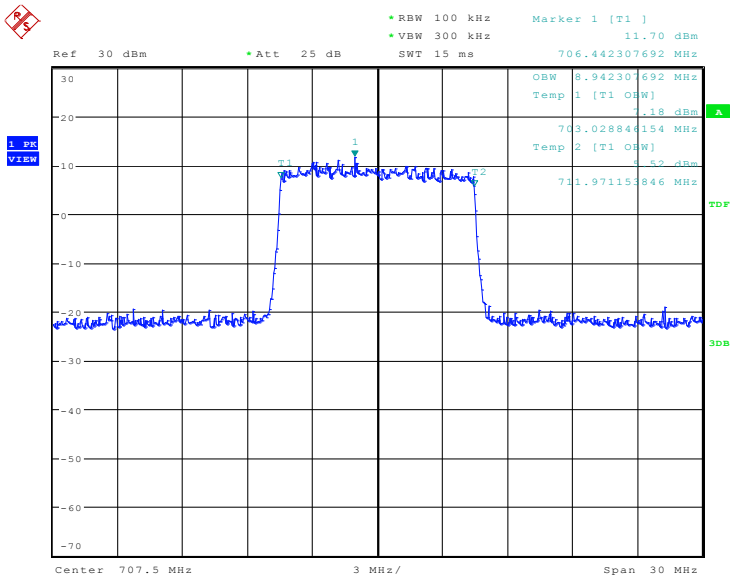

Date: 19.MAR.2020 14:46:51

©Copyright. All rights reserved by CTTL.

LTE band 13, 5MHz (99%)

Frequency (MHz)	Occupied Bandwidth (99%) (kHz)		
782.0	QPSK	16QAM	64QAM
	4519.23	4495.19	4495.19

LTE band 13, 5MHz Bandwidth, QPSK (99% BW)

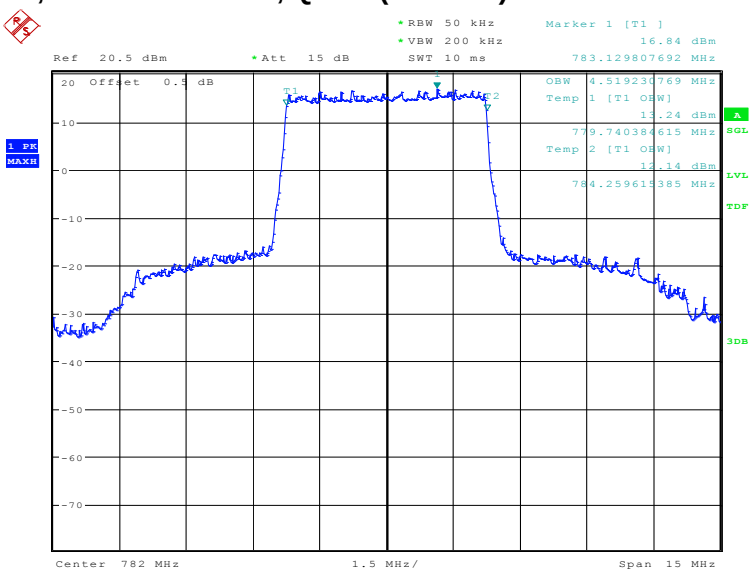

Date: 17.FEB.2020 22:29:23

LTE band 13, 5MHz Bandwidth,16QAM (99% BW)

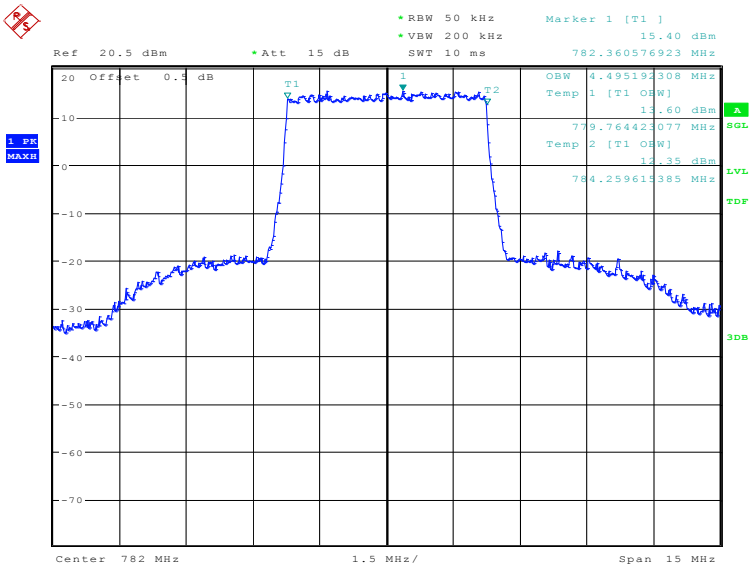

Date: 17.FEB.2020 22:30:47

©Copyright. All rights reserved by CTTL.

LTE band 13, 5MHz Bandwidth,64QAM (99% BW)

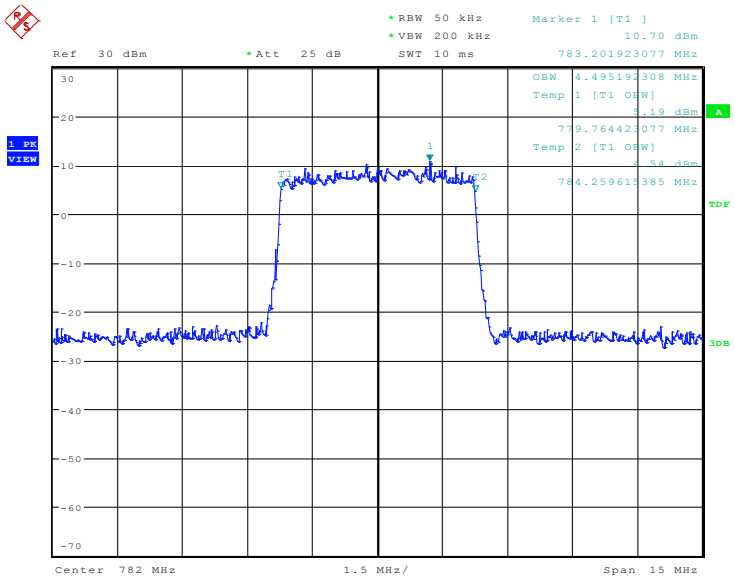

Date: 19.MAR.2020 15:00:39

©Copyright. All rights reserved by CTTL.

LTE band 13, 10MHz (99%)

Frequency (MHz)	Occupied Bandwidth (99%) (kHz)		
782.0	QPSK	16QAM	64QAM
	8990.38	8990.38	8990.38

LTE band 13, 10MHz Bandwidth, QPSK (99% BW)

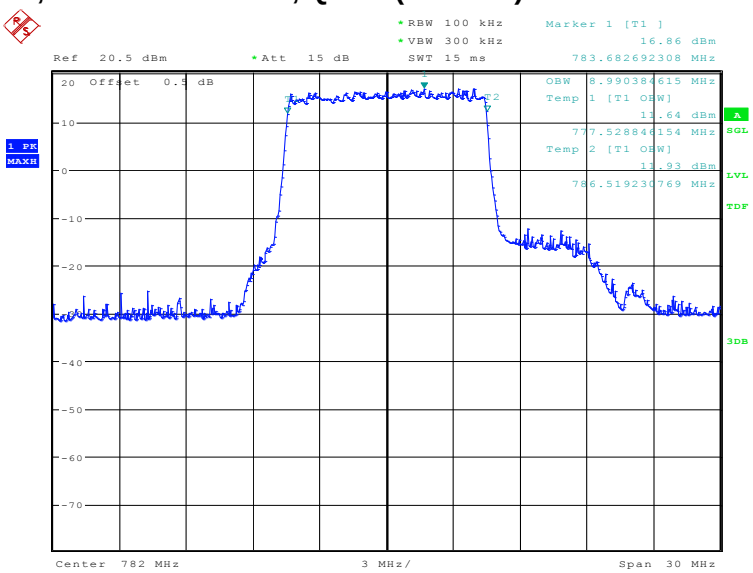

Date: 17.FEB.2020 22:32:13

LTE band 13, 10MHz Bandwidth,16QAM (99% BW)

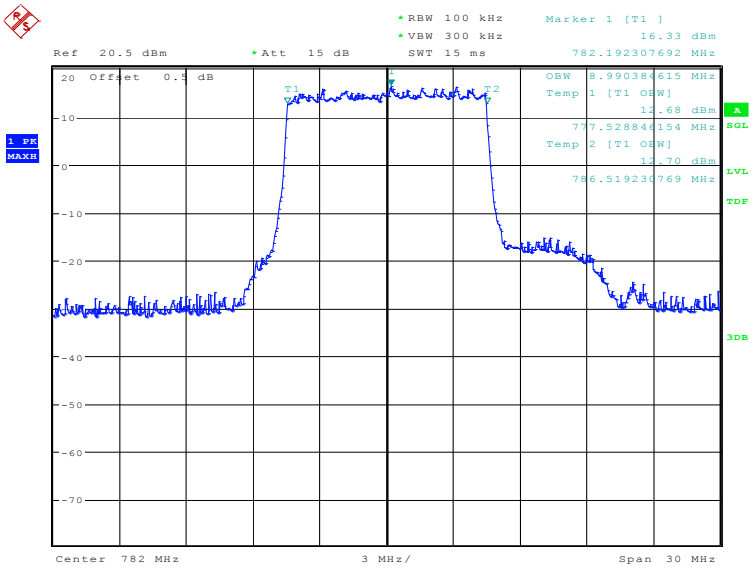

Date: 17.FEB.2020 22:33:37

©Copyright. All rights reserved by CTTL.

LTE band 13, 10MHz Bandwidth, 64QAM (99% BW)

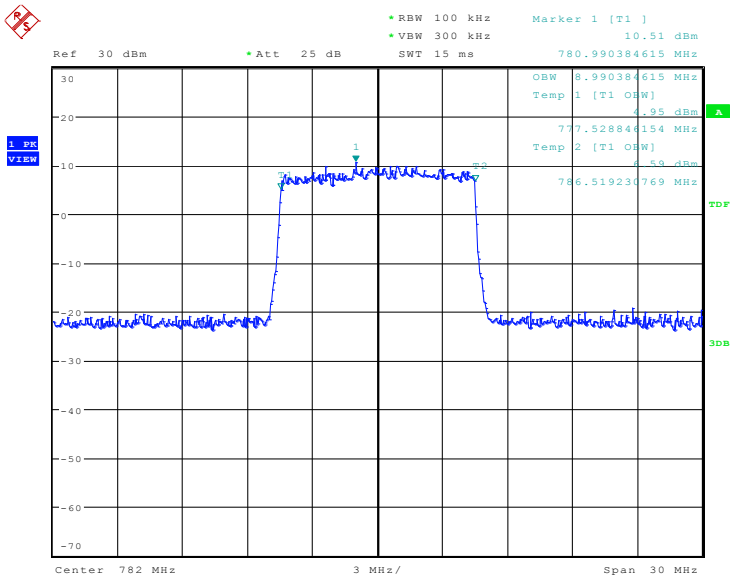

Date: 19.MAR.2020 15:02:03

©Copyright. All rights reserved by CTTL.

LTE band 25, 1.4MHz (99%)

Frequency (MHz)	Occupied Bandwidth (99%) (kHz)		
	QPSK	16QAM	64QAM
1882.5	1097.76	1105.77	1089.74

LTE band 25, 1.4MHz Bandwidth, QPSK (99% BW)

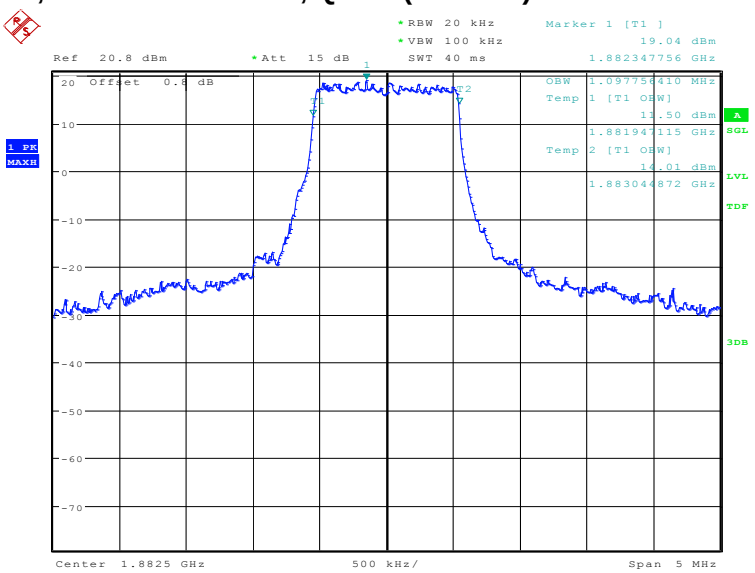

Date: 19.FEB.2020 03:01:13

LTE band 25, 1.4MHz Bandwidth, 16QAM (99% BW)

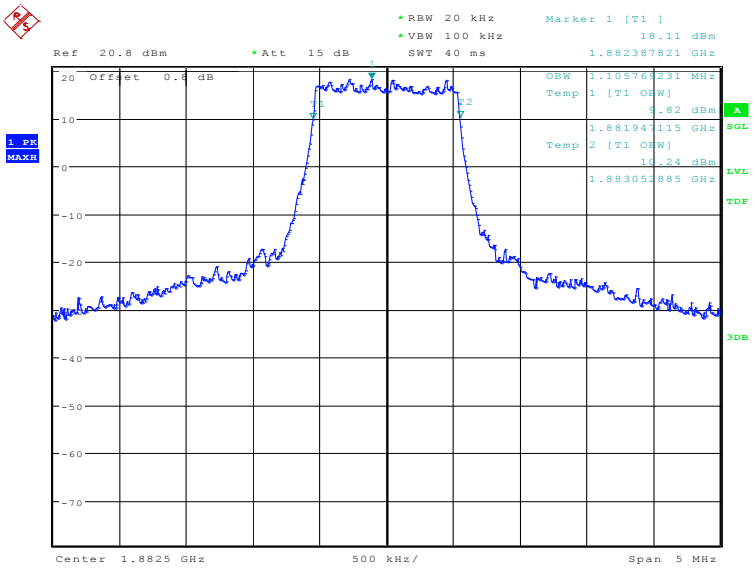

Date: 19.FEB.2020 03:02:38

©Copyright. All rights reserved by CTTL.

LTE band 25, 1.4MHz Bandwidth, 64QAM (99% BW)

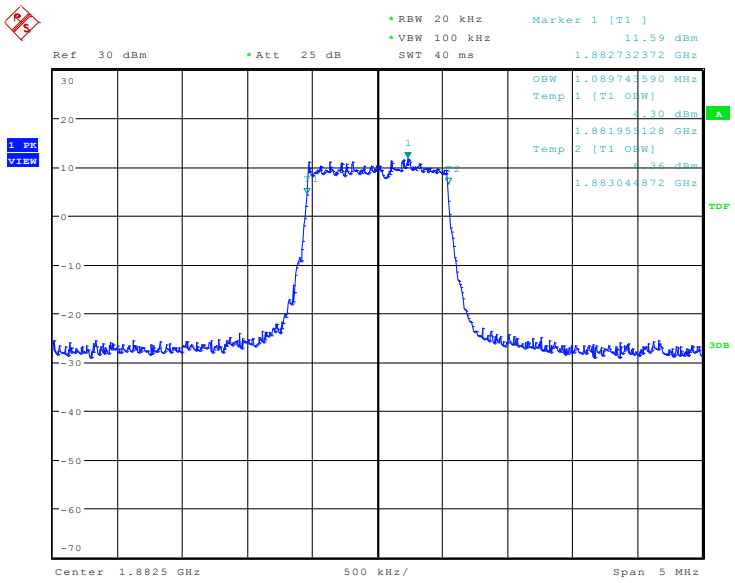

Date: 19.MAR.2020 15:04:38

©Copyright. All rights reserved by CTTL.

LTE band 25, 3MHz (99%)

Frequency (MHz)	Occupied Bandwidth (99%) (kHz)		
	QPSK	16QAM	64QAM
1882.5	2692.31	2708.33	2692.31

LTE band 25, 3MHz Bandwidth, QPSK (99% BW)

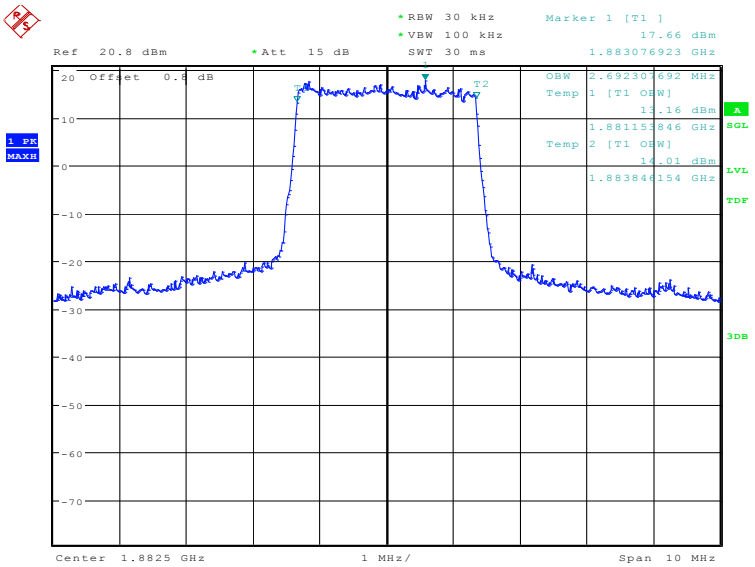

Date: 19.FEB.2020 03:04:05

LTE band 25, 3MHz Bandwidth, 16QAM (99% BW)

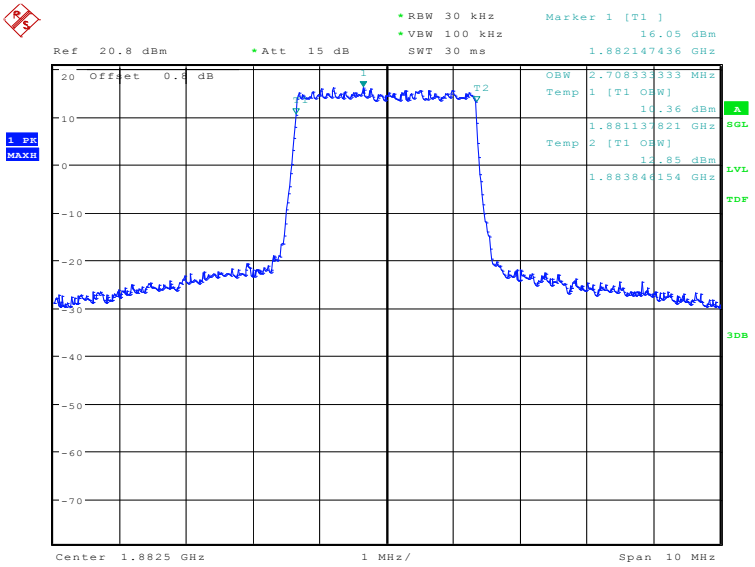

Date: 19.FEB.2020 03:05:29

©Copyright. All rights reserved by CTTL.

LTE band 25, 3MHz Bandwidth, 64QAM (99% BW)

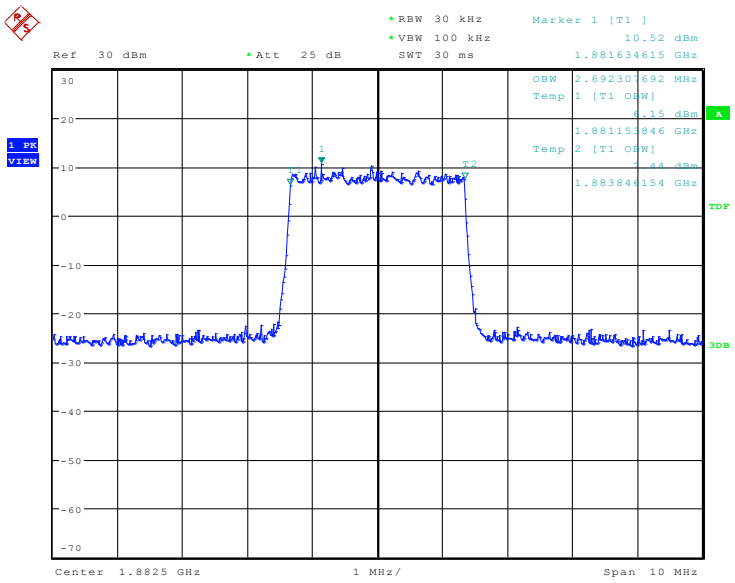

Date: 19.MAR.2020 15:05:57

©Copyright. All rights reserved by CTTL.

LTE band 25, 5MHz (99%)

Frequency (MHz)	Occupied Bandwidth (99%) (kHz)		
	QPSK	16QAM	64QAM
1882.5	4495.19	4519.23	4495.19

LTE band 25, 5MHz Bandwidth, QPSK (99% BW)

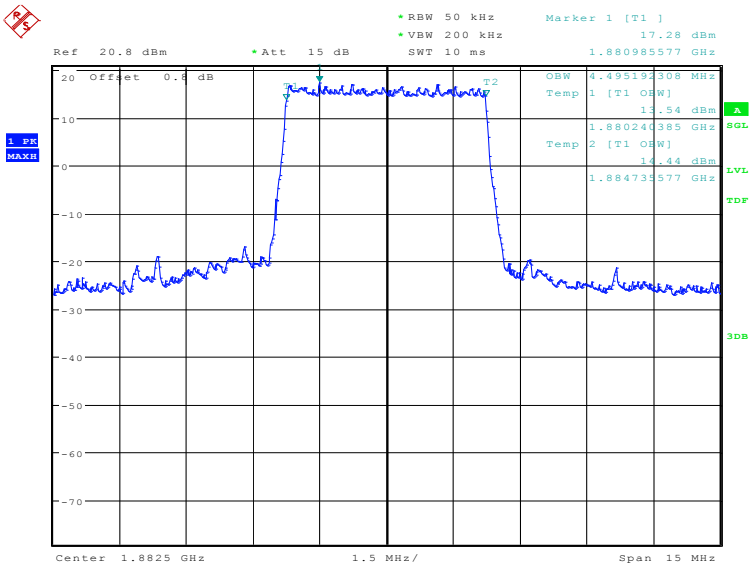

Date: 19.FEB.2020 03:06:56

LTE band 25, 5MHz Bandwidth, 16QAM (99% BW)

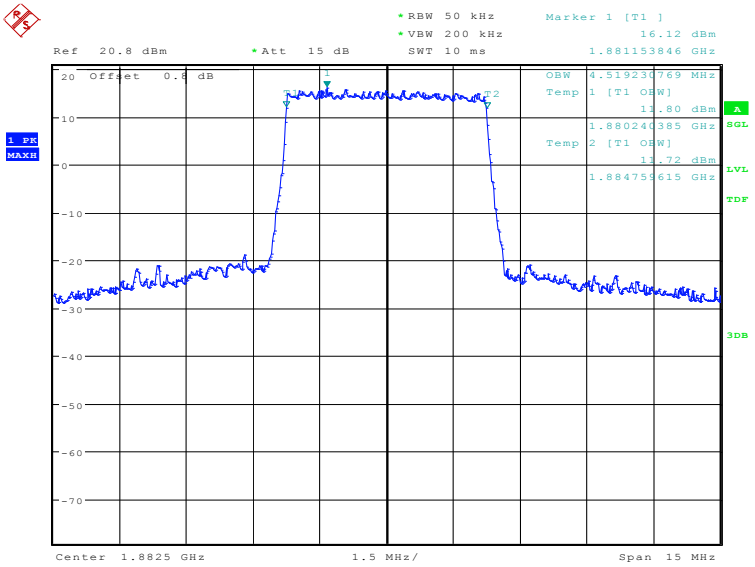

Date: 19.FEB.2020 03:08:21

©Copyright. All rights reserved by CTTL.

LTE band 25, 5MHz Bandwidth,64QAM (99% BW)

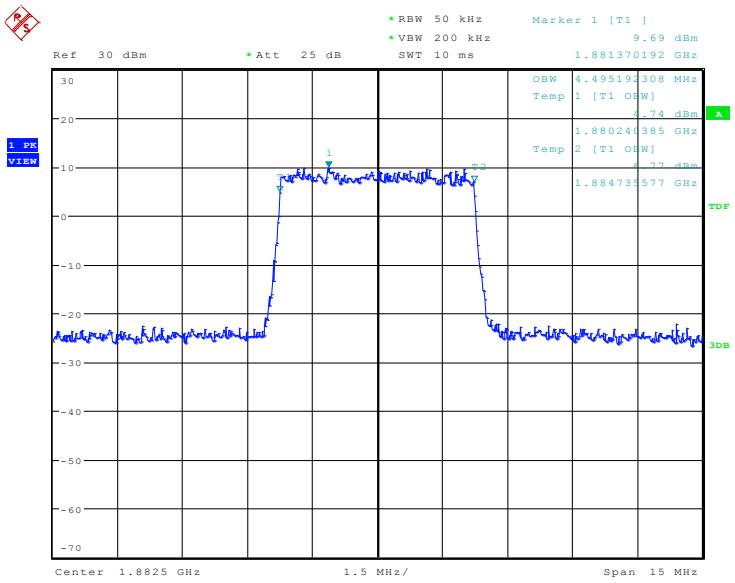

Date: 19.MAR.2020 15:08:51

©Copyright. All rights reserved by CTTL.

LTE band 25, 10MHz (99%)

Frequency (MHz)	Occupied Bandwidth (99%) (kHz)		
	QPSK	16QAM	64QAM
1882.5	8990.38	8990.38	9038.46

LTE band 25, 10MHz Bandwidth, QPSK (99% BW)

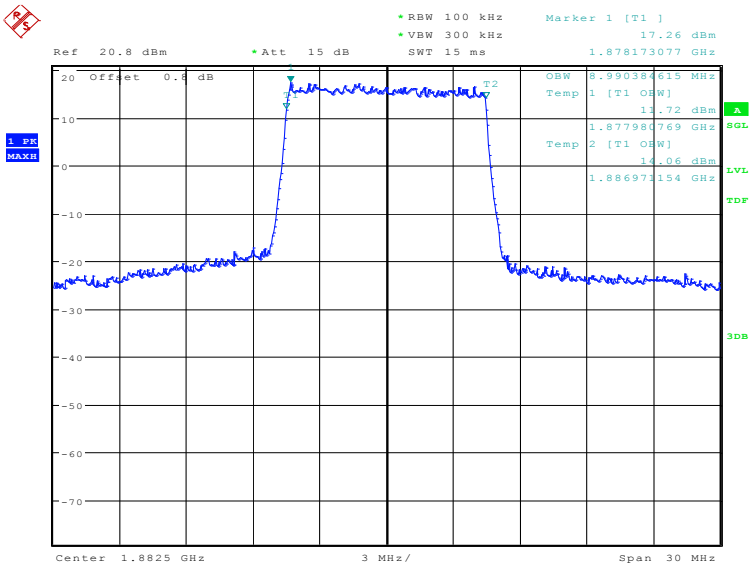

Date: 19.FEB.2020 03:09:47

LTE band 25, 10MHz Bandwidth, 16QAM (99% BW)

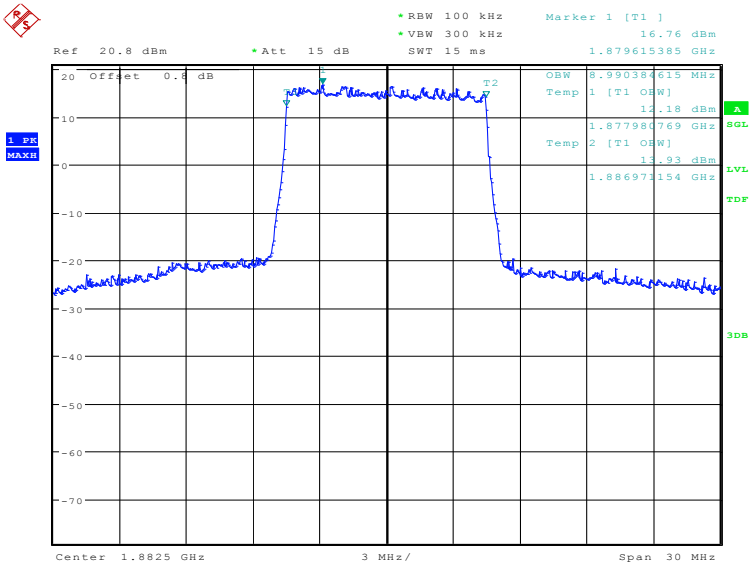

Date: 19.FEB.2020 03:11:12

©Copyright. All rights reserved by CTTL.

LTE band 25, 10MHz Bandwidth, 64QAM (99% BW)

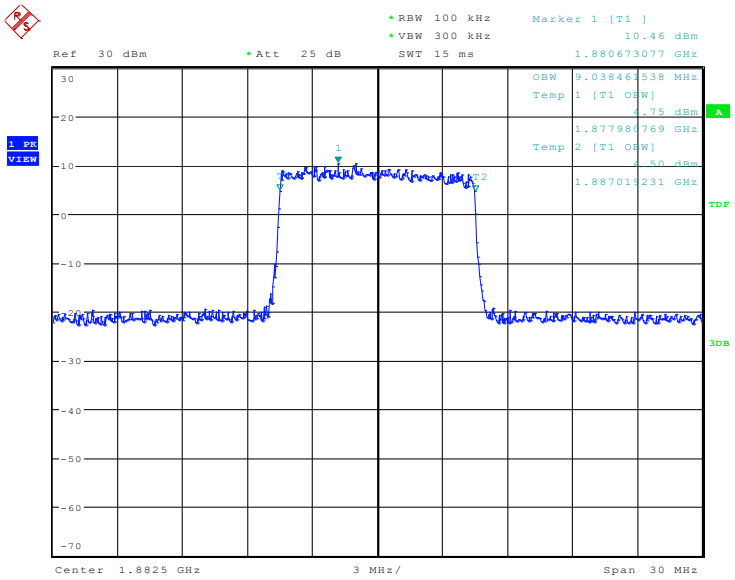

Date: 19.MAR.2020 15:10:05

©Copyright. All rights reserved by CTTL.

LTE band 25, 15MHz (99%)

Frequency (MHz)	Occupied Bandwidth (99%) (kHz)		
	QPSK	16QAM	64QAM
1882.5	13557.69	13485.58	13485.58

LTE band 25, 15MHz Bandwidth, QPSK (99% BW)

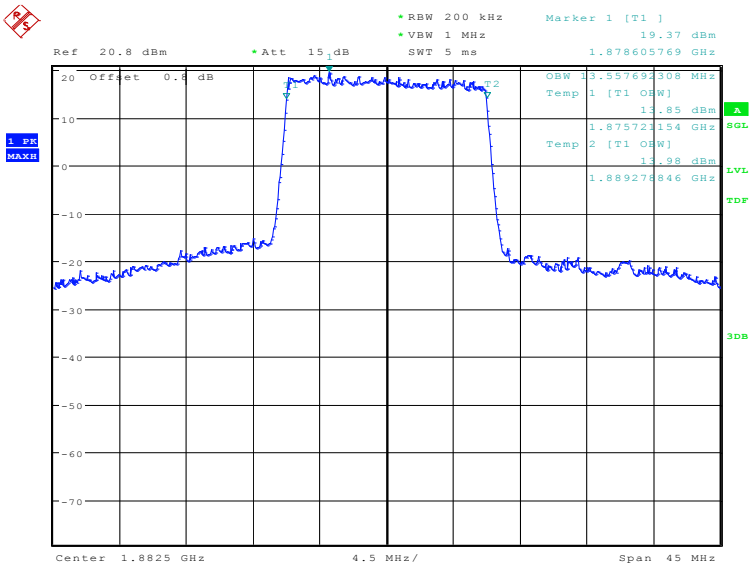

Date: 19.FEB.2020 03:12:39

LTE band 25, 15MHz Bandwidth, 16QAM (99% BW)

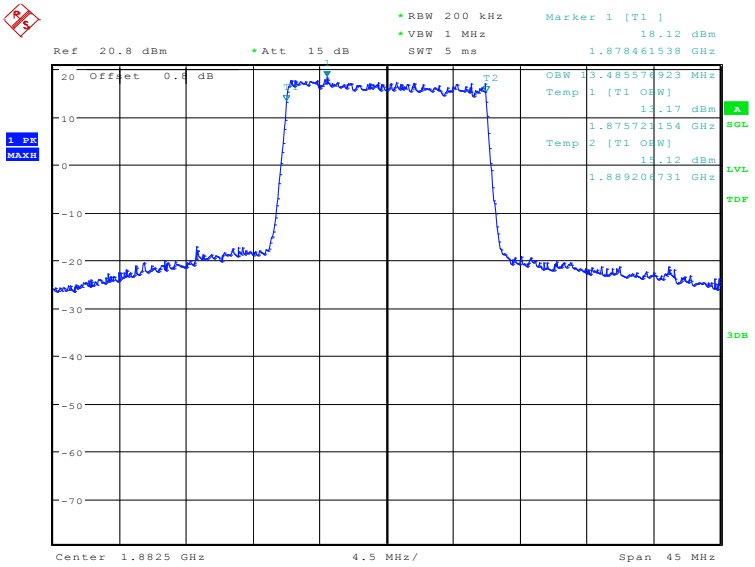

Date: 19.FEB.2020 03:14:04

©Copyright. All rights reserved by CTTL.

LTE band 25, 15MHz Bandwidth, 64QAM (99% BW)

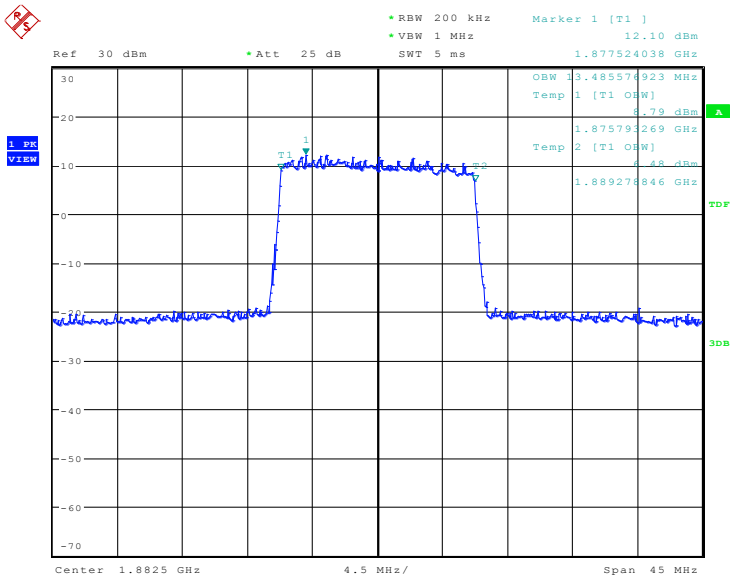

Date: 19.MAR.2020 15:11:19

©Copyright. All rights reserved by CTTL.

LTE band 25, 20MHz (99%)

Frequency (MHz)	Occupied Bandwidth (99%) (kHz)		
	QPSK	16QAM	64QAM
1882.5	17884.62	17884.62	17980.77

LTE band 25, 20MHz Bandwidth, QPSK (99% BW)

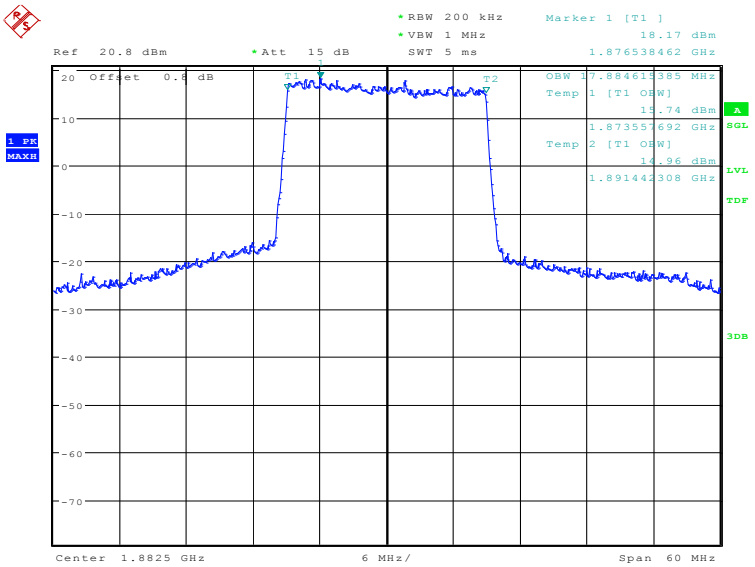

Date: 19.FEB.2020 03:15:30

LTE band 25, 20MHz Bandwidth, 16QAM (99% BW)

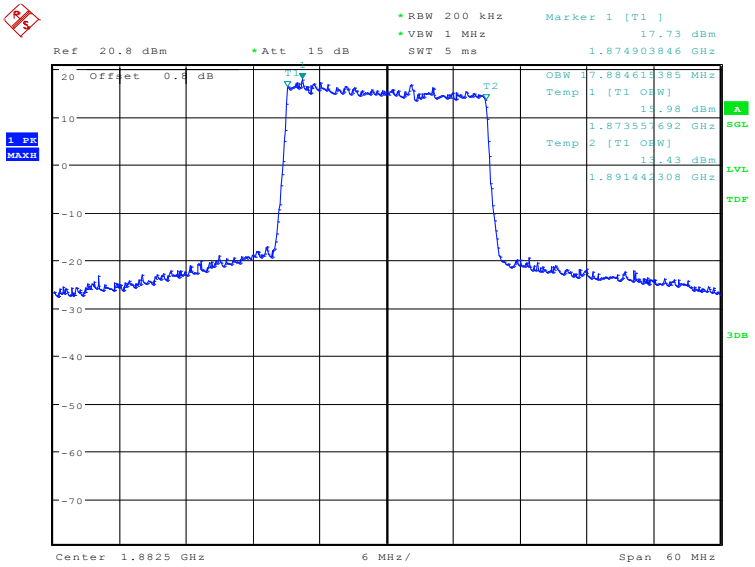

Date: 19.FEB.2020 03:16:55

©Copyright. All rights reserved by CTTL.

LTE band 25, 20MHz Bandwidth, 64QAM (99% BW)

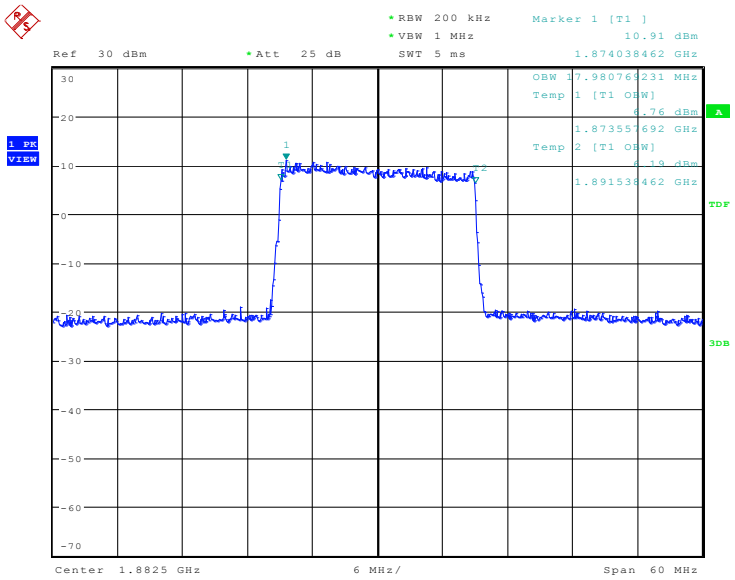

Date: 19.MAR.2020 15:12:41

©Copyright. All rights reserved by CTTL.

LTE band 26(814MHz~824MHz), 1.4MHz (99%)

Frequency (MHz)	Occupied Bandwidth (99%)(kHz)		
819.0	QPSK	16QAM	64QAM
	1097.76	1105.77	1089.74

LTE band 26(814MHz~824MHz), 1.4MHz Bandwidth, QPSK (99% BW)

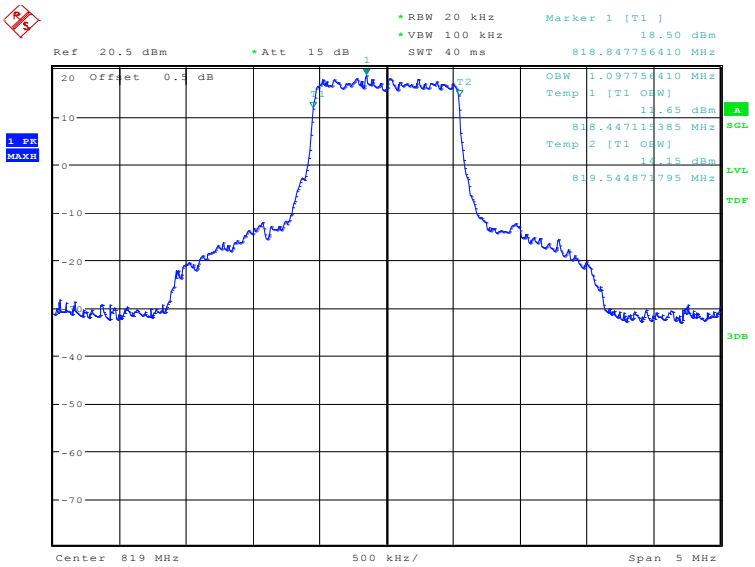

Date: 17.FEB.2020 23:37:15

LTE band 26(814MHz~824MHz), 1.4MHz Bandwidth, 16QAM (99% BW)

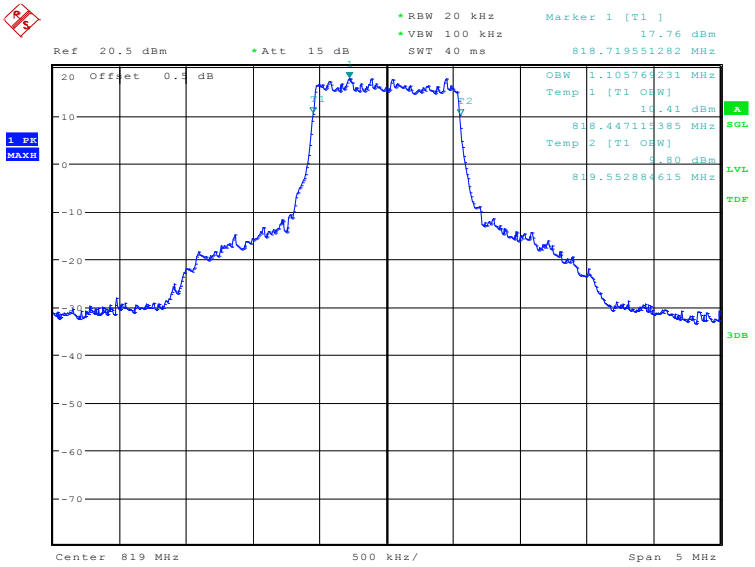

Date: 17.FEB.2020 23:38:39

©Copyright. All rights reserved by CTTL.

LTE band 26(814MHz~824MHz), 1.4MHz Bandwidth, 64QAM (99% BW)

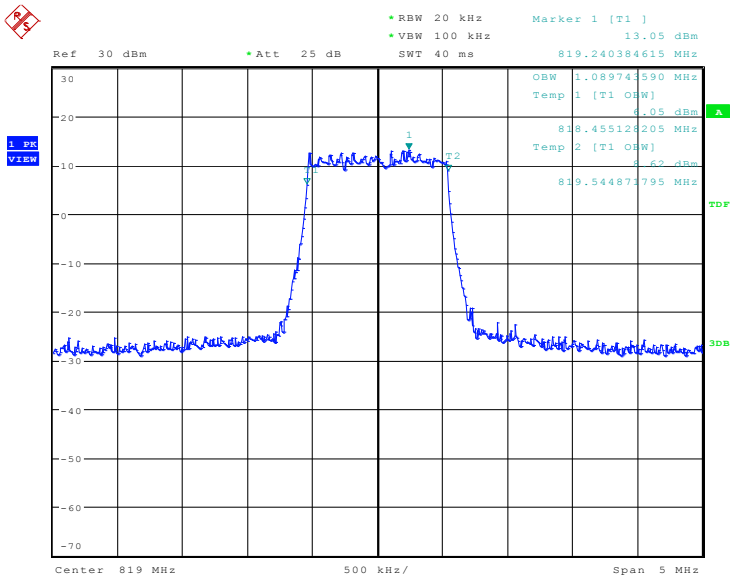

Date: 22.APR.2020 13:44:55

©Copyright. All rights reserved by CTTL.

LTE band 26(814MHz~824MHz), 3MHz (99%)

Frequency (MHz)	Occupied Bandwidth (99%)(kHz)		
819.0	QPSK	16QAM	64QAM
	2692.31	2708.33	2692.31

LTE band 26(814MHz~824MHz), 3MHz Bandwidth, QPSK (99% BW)

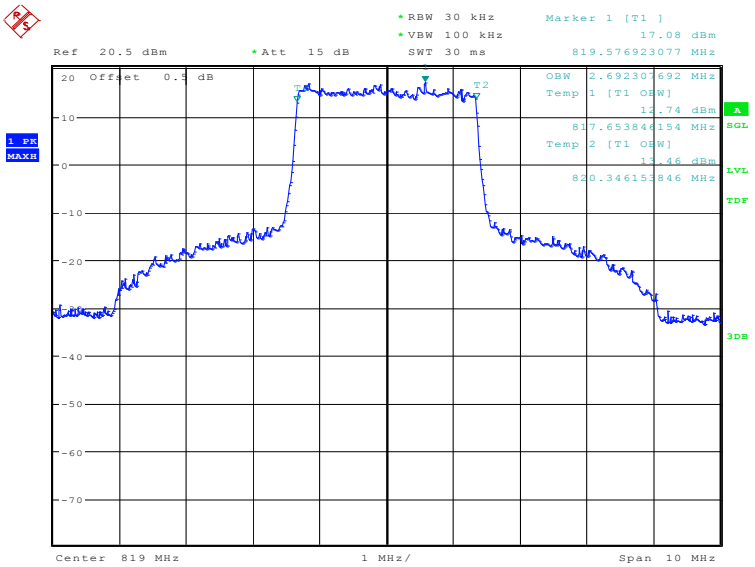

Date: 17.FEB.2020 23:40:06

LTE band 26(814MHz~824MHz), 3MHz Bandwidth, 16QAM (99% BW)

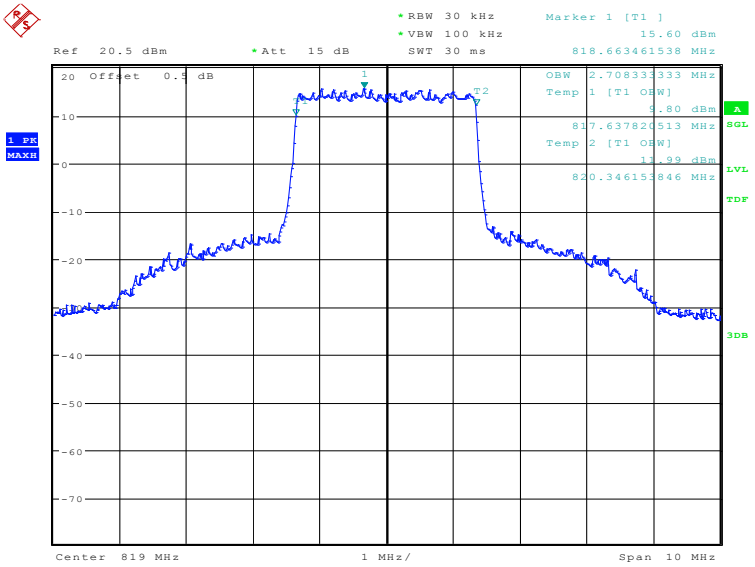

Date: 17.FEB.2020 23:41:30

©Copyright. All rights reserved by CTTL.

LTE band 26(814MHz~824MHz), 3MHz Bandwidth, 64QAM (99% BW)

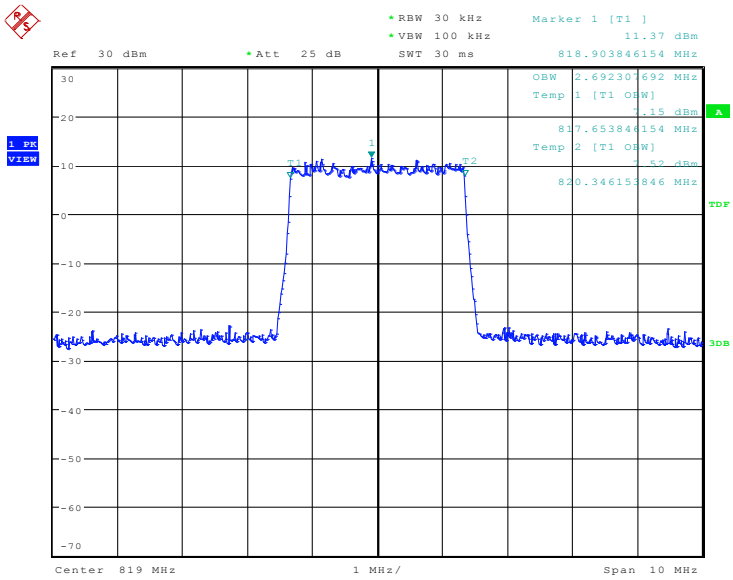

Date: 22.APR.2020 13:46:15

©Copyright. All rights reserved by CTTL.

LTE band 26(814MHz~824MHz), 5MHz (99%)

Frequency (MHz)	Occupied Bandwidth (99%)(kHz)		
819.0	QPSK	16QAM	64QAM
	4519.23	4519.23	4519.23

LTE band 26(814MHz~824MHz), 5MHz Bandwidth, QPSK (99% BW)

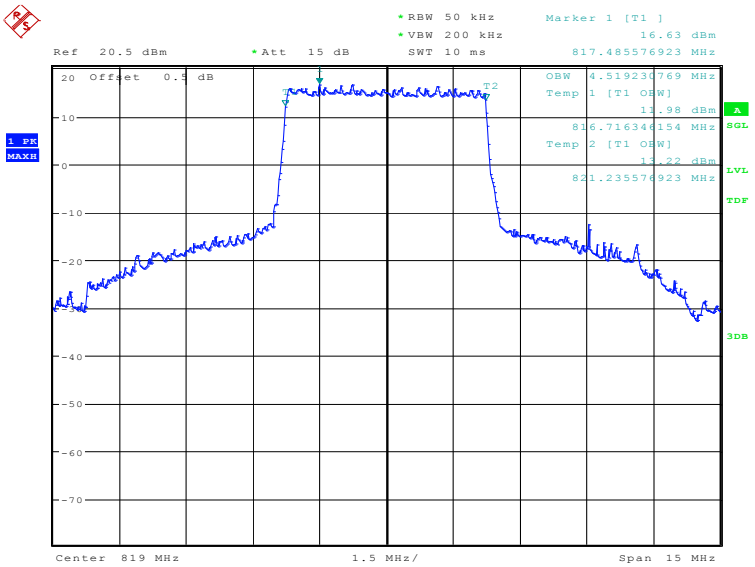

Date: 17.FEB.2020 23:42:56

LTE band 26(814MHz~824MHz), 5MHz Bandwidth, 16QAM (99% BW)

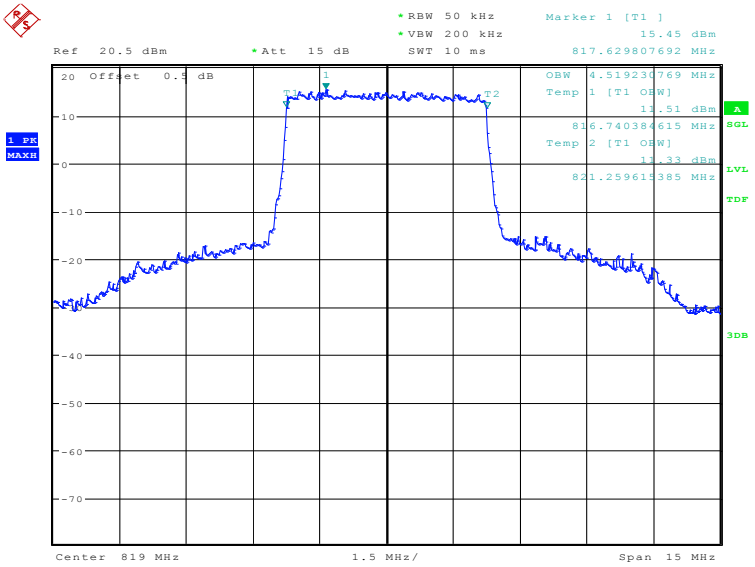

Date: 17.FEB.2020 23:44:20

©Copyright. All rights reserved by CTTL.

LTE band 26(814MHz~824MHz), 5MHz Bandwidth, 64QAM (99% BW)

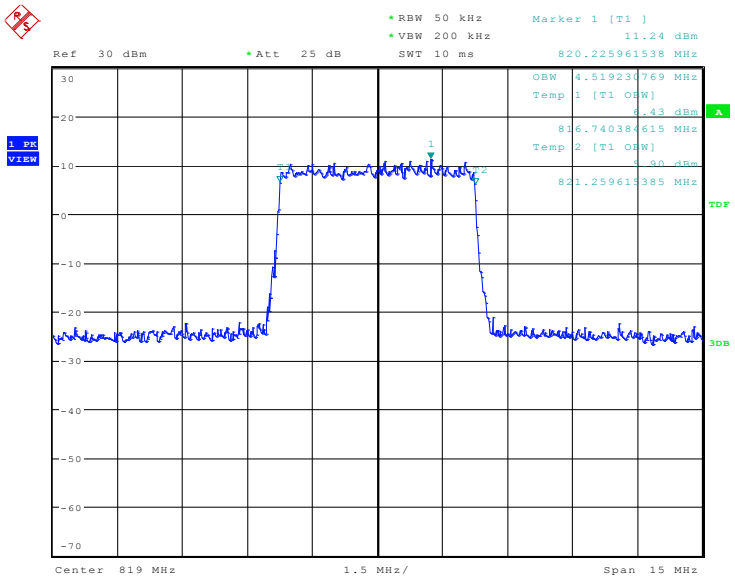

Date: 19.MAR.2020 17:11:09

©Copyright. All rights reserved by CTTL.

LTE band 26(814MHz~824MHz), 10MHz (99%)

Frequency (MHz)	Occupied Bandwidth (99%)(kHz)		
819.0	QPSK	16QAM	64QAM
	8942.31	8990.38	8990.38

LTE band 26(814MHz~824MHz), 10MHz Bandwidth, QPSK (99% BW)

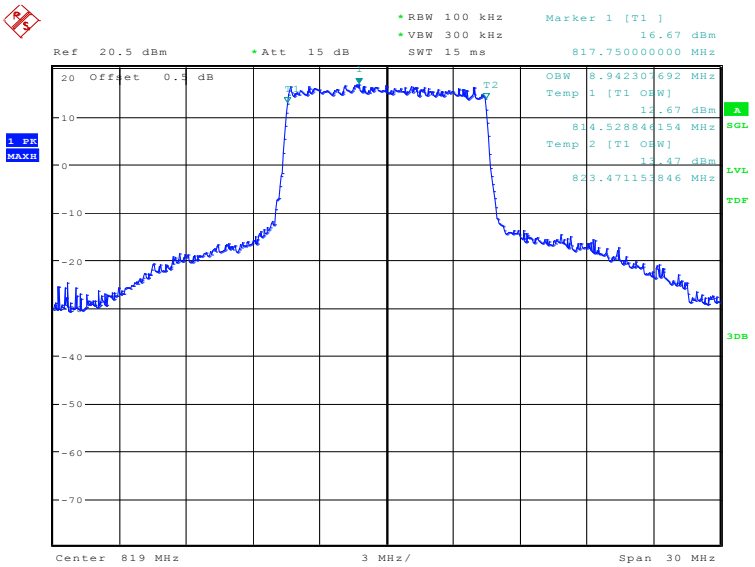

Date: 17.FEB.2020 23:45:46

LTE band 26(814MHz~824MHz), 10MHz Bandwidth, 16QAM (99% BW)

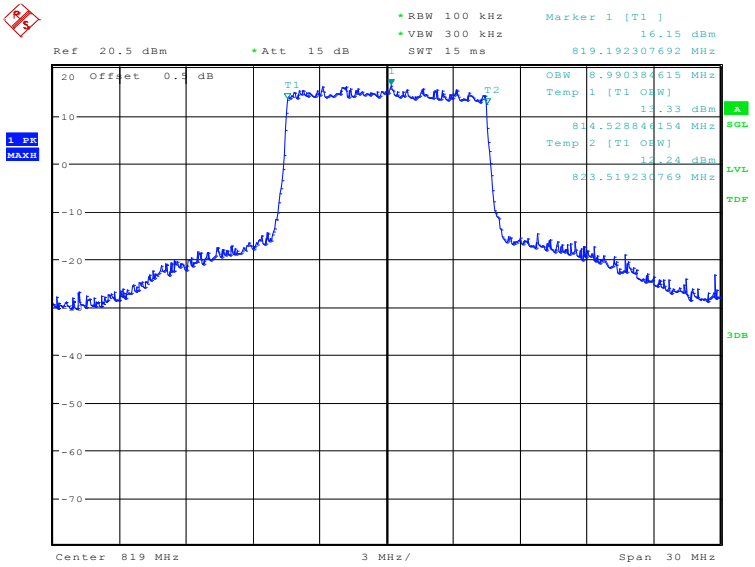

Date: 17.FEB.2020 23:47:10

©Copyright. All rights reserved by CTTL.

LTE band 26(814MHz~824MHz), 10MHz Bandwidth, 64QAM (99% BW)

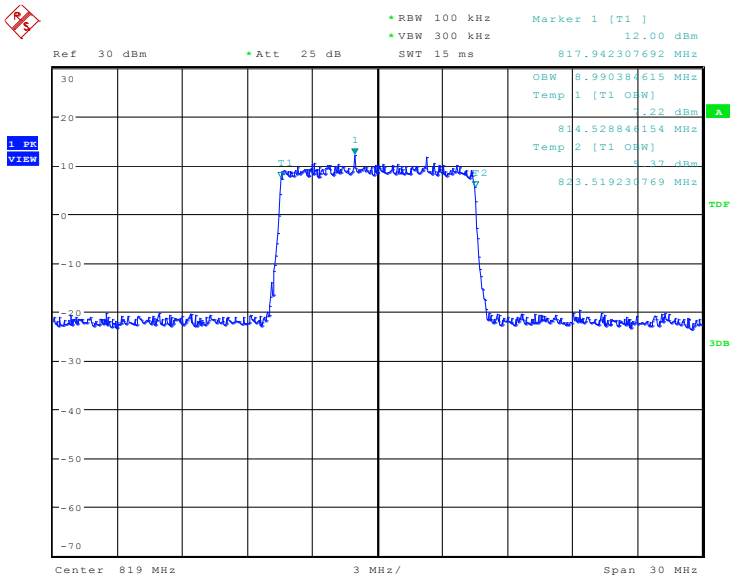

Date: 19.MAR.2020 17:12:16

©Copyright. All rights reserved by CTTL.

LTE band 26(824MHz~849MHz), 1.4MHz (99%)

Frequency (MHz)	Occupied Bandwidth (99%) (kHz)		
836.5	QPSK	16QAM	64QAM
	1089.74	1097.76	1089.74

LTE band 26(824MHz~849MHz), 1.4MHz Bandwidth, QPSK (99% BW)

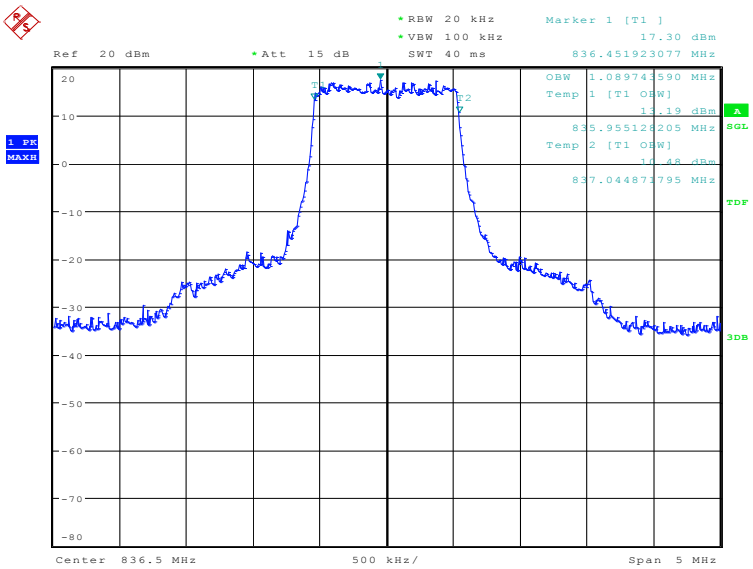

Date: 23.APR.2020 04:50:45

LTE band 26(824MHz~849MHz), 1.4MHz Bandwidth, 16QAM (99% BW)

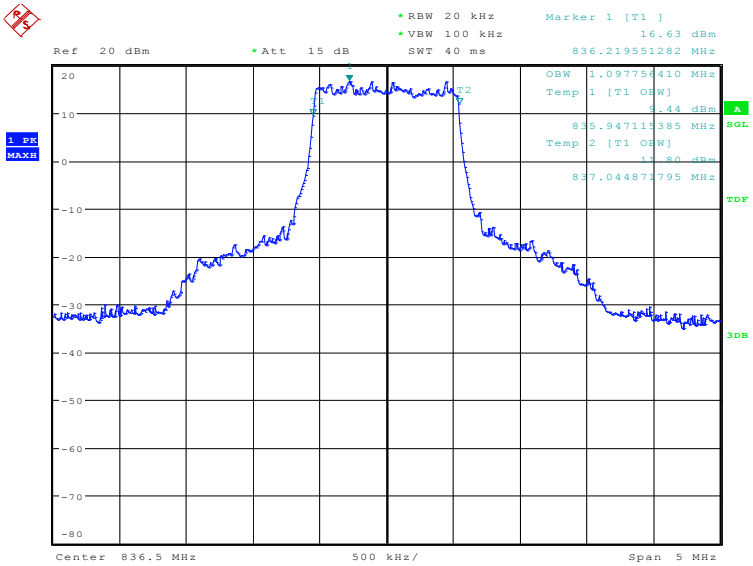

Date: 17.FEB.2020 23:23:50

©Copyright. All rights reserved by CTTL.

LTE band 26(824MHz~849MHz), 1.4MHz Bandwidth, 64QAM (99% BW)

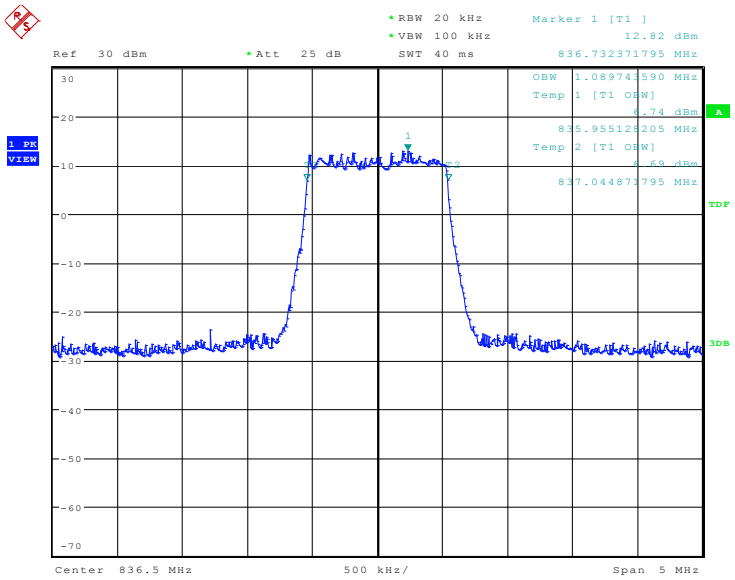

Date: 19.MAR.2020 17:00:41

©Copyright. All rights reserved by CTTL.

LTE band 26(824MHz~849MHz), 3MHz (99%)

Frequency (MHz)	Occupied Bandwidth (99%) (kHz)		
836.5	QPSK	16QAM	64QAM
	2692.31	2708.33	2692.31

LTE band 26(824MHz~849MHz), 3MHz Bandwidth, QPSK (99% BW)

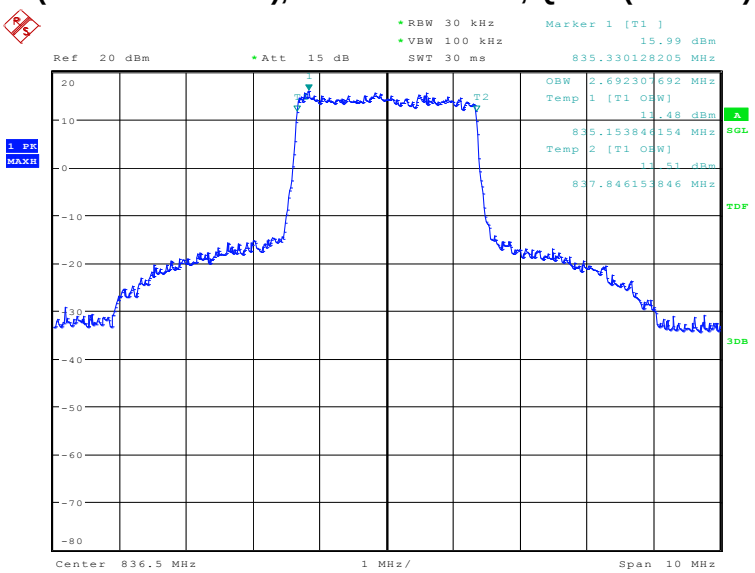

Date: 17.FEB.2020 23:25:16

LTE band 26(824MHz~849MHz), 3MHz Bandwidth, 16QAM (99% BW)

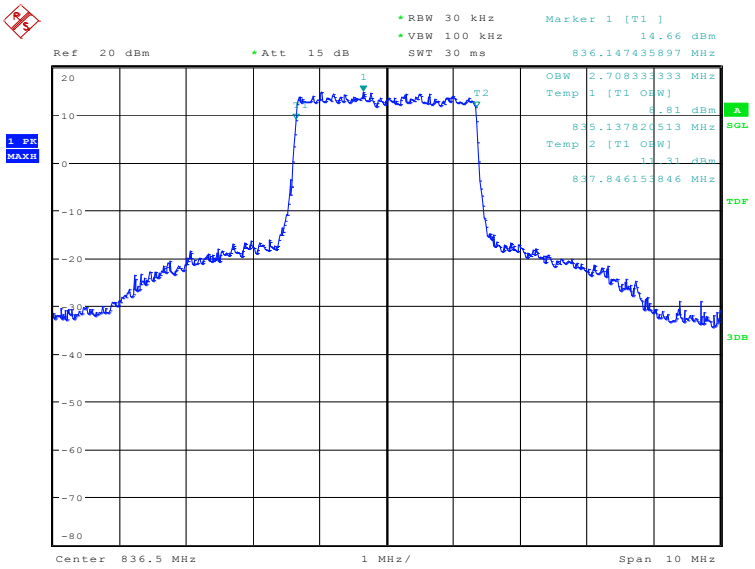

Date: 17.FEB.2020 23:26:40

©Copyright. All rights reserved by CTTL.

LTE band 26(824MHz~849MHz), 3MHz Bandwidth, 64QAM (99% BW)

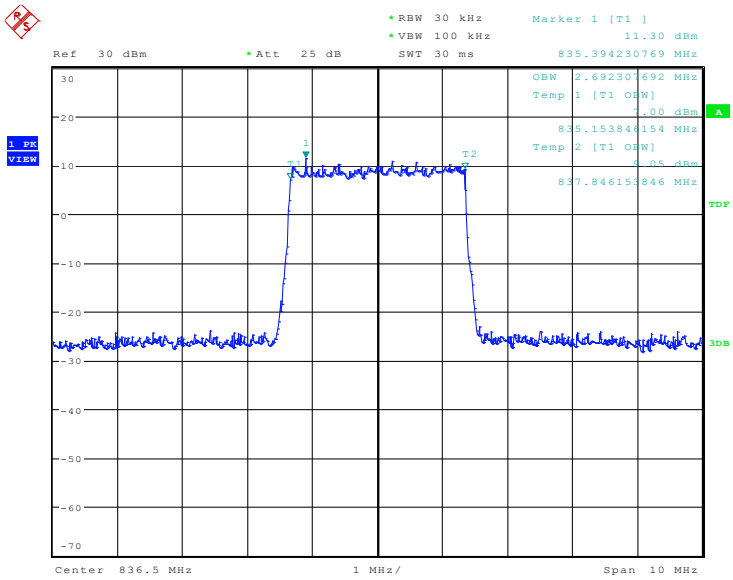

Date: 19.MAR.2020 17:01:47

©Copyright. All rights reserved by CTTL.

LTE band 26(824MHz~849MHz), 5MHz (99%)

Frequency (MHz)	Occupied Bandwidth (99%) (kHz)		
836.5	QPSK	16QAM	64QAM
	4495.19	4519.23	4495.19

LTE band 26(824MHz~849MHz), 5MHz Bandwidth, QPSK (99% BW)

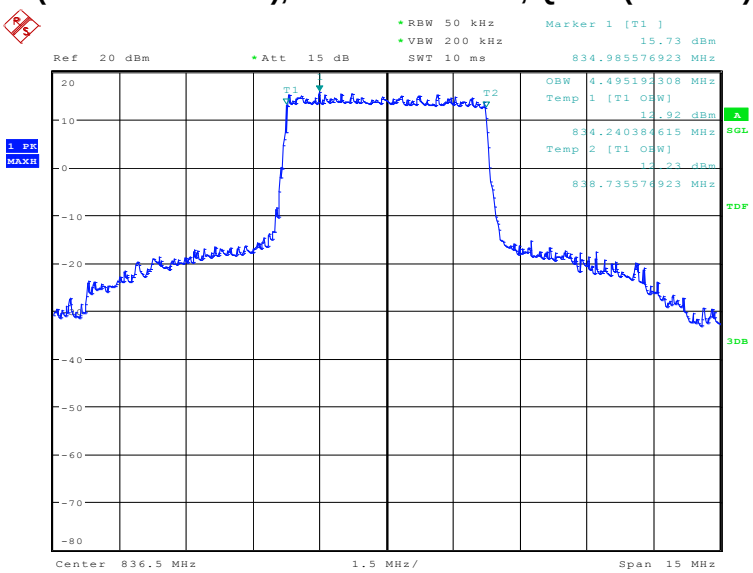

Date: 17.FEB.2020 23:28:06

LTE band 26(824MHz~849MHz), 5MHz Bandwidth, 16QAM (99% BW)

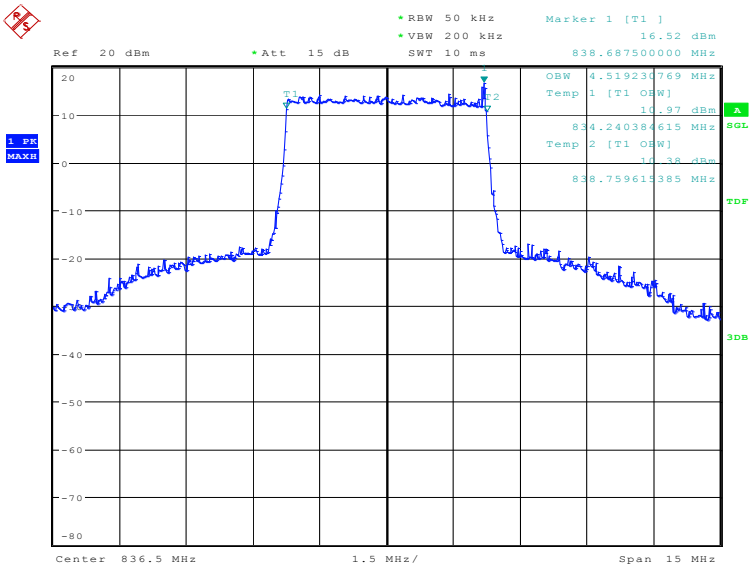

Date: 17.FEB.2020 23:29:30

©Copyright. All rights reserved by CTTL.

LTE band 26(824MHz~849MHz), 5MHz Bandwidth, 64QAM (99% BW)

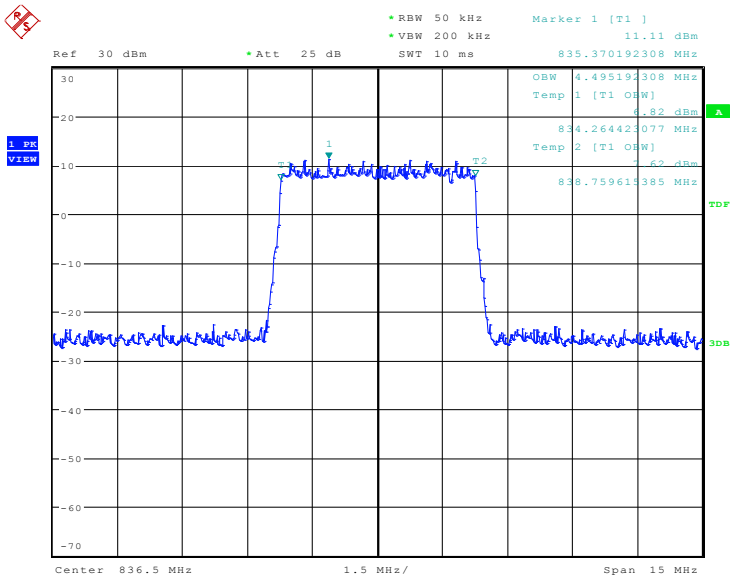

Date: 19.MAR.2020 17:02:50

©Copyright. All rights reserved by CTTL.

LTE band 26(824MHz~849MHz), 10MHz (99%)

Frequency (MHz)	Occupied Bandwidth (99%) (kHz)		
836.5	QPSK	16QAM	64QAM
	8942.31	8990.38	8990.38

LTE band 26(824MHz~849MHz), 10MHz Bandwidth, QPSK (99% BW)

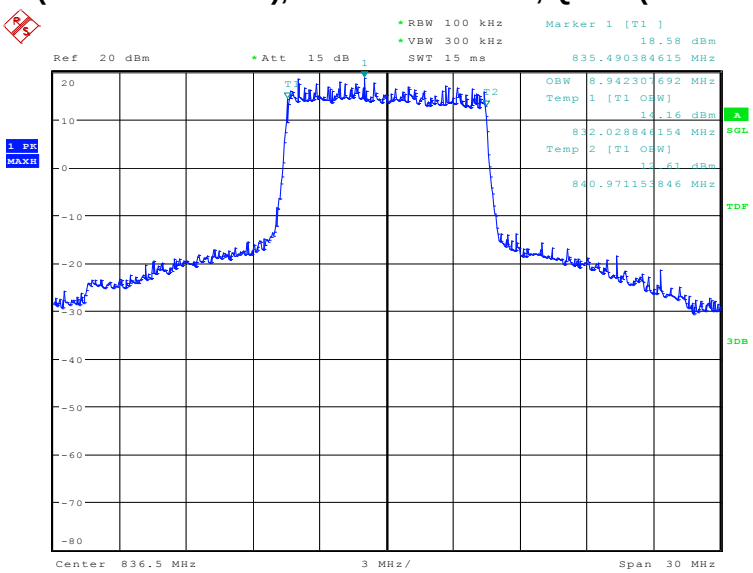

Date: 17.FEB.2020 23:30:57

LTE band 26(824MHz~849MHz), 10MHz Bandwidth, 16QAM (99% BW)

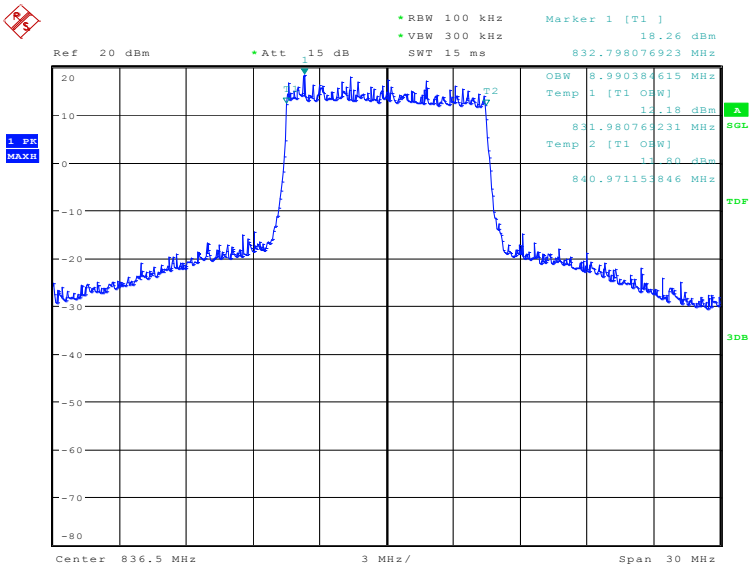

Date: 17.FEB.2020 23:32:21

©Copyright. All rights reserved by CTTL.

LTE band 26(824MHz~849MHz), 10MHz Bandwidth, 64QAM (99% BW)

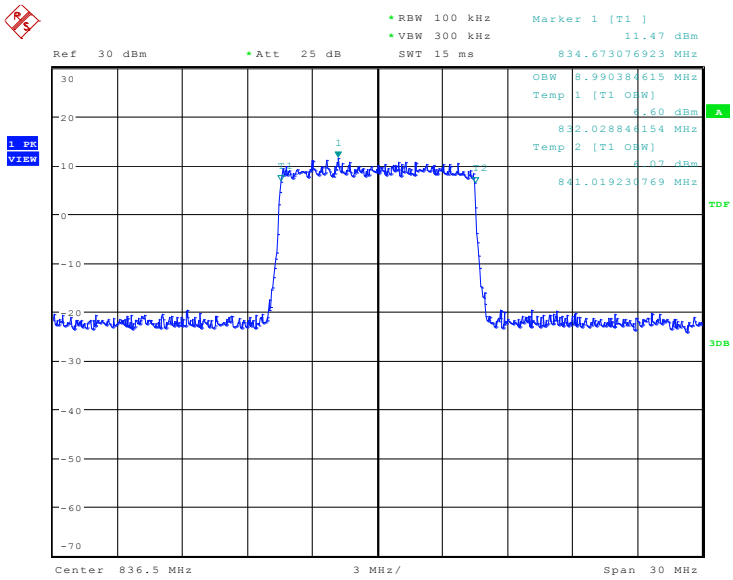

Date: 19.MAR.2020 17:03:53

©Copyright. All rights reserved by CTTL.

LTE band 26(824MHz~849MHz), 15MHz (99%)

Frequency (MHz)	Occupied Bandwidth (99%) (kHz)		
836.5	QPSK	16QAM	64QAM
	13485.58	13557.69	13485.58

LTE band 26(824MHz~849MHz), 15MHz Bandwidth, QPSK (99% BW)

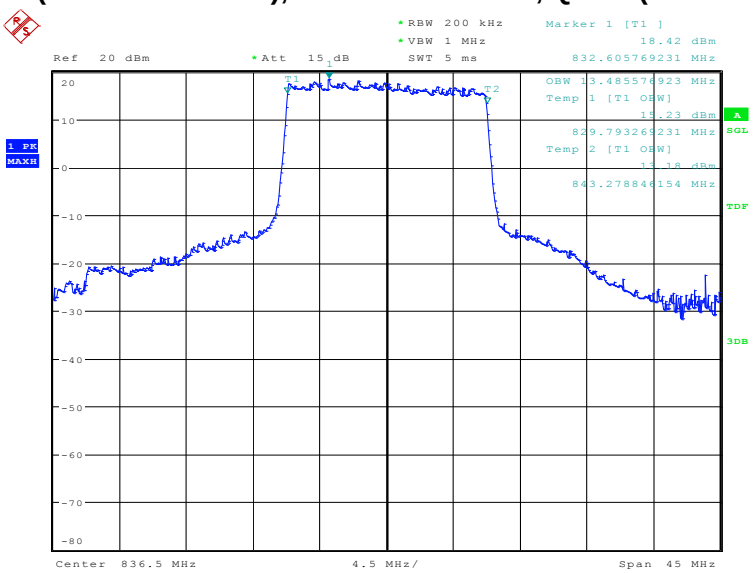

Date: 17.FEB.2020 23:33:47

LTE band 26(824MHz~849MHz), 15MHz Bandwidth, 16QAM (99% BW)

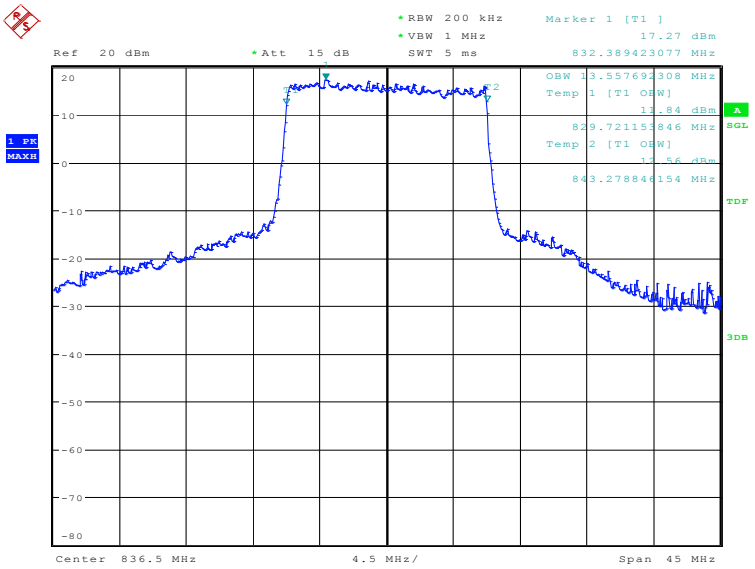

Date: 17.FEB.2020 23:35:11

©Copyright. All rights reserved by CTTL.

LTE band 26(824MHz~849MHz), 15MHz Bandwidth, 64QAM (99% BW)

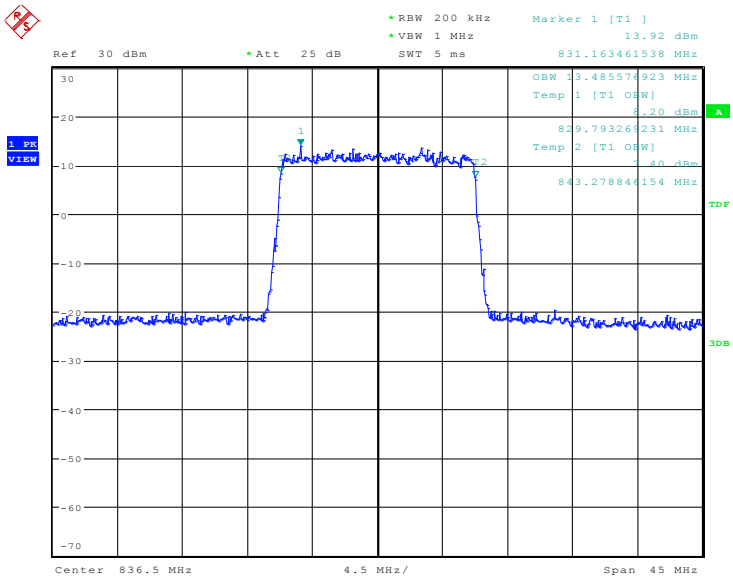

Date: 19.MAR.2020 17:05:06

©Copyright. All rights reserved by CTTL.

LTE band 41-HPUE, 5MHz (99%)

Frequency (MHz)	Occupied Bandwidth (99%) (kHz)		
2593.0	QPSK	16QAM	64QAM
	4495.19	4495.19	4495.19

LTE band 41-HPUE, 5MHz Bandwidth, QPSK (99% BW)

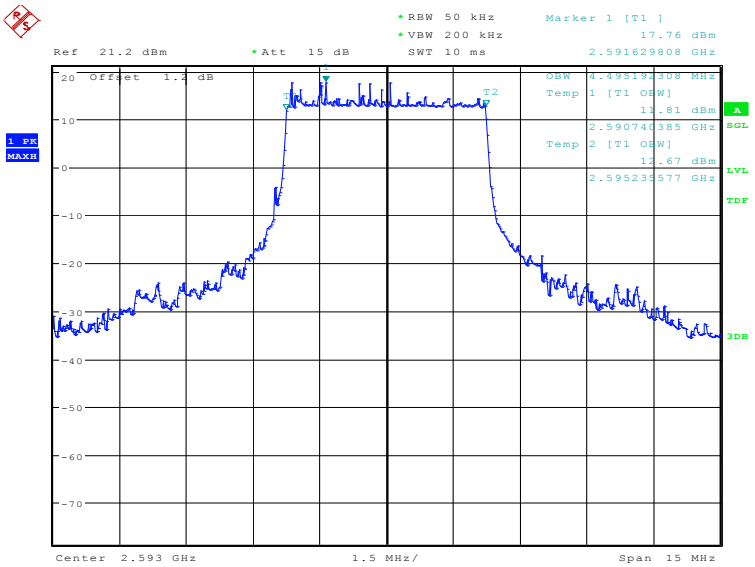

Date: 17.FEB.2020 23:49:15

LTE band 41-HPUE, 5MHz Bandwidth,16QAM (99% BW)

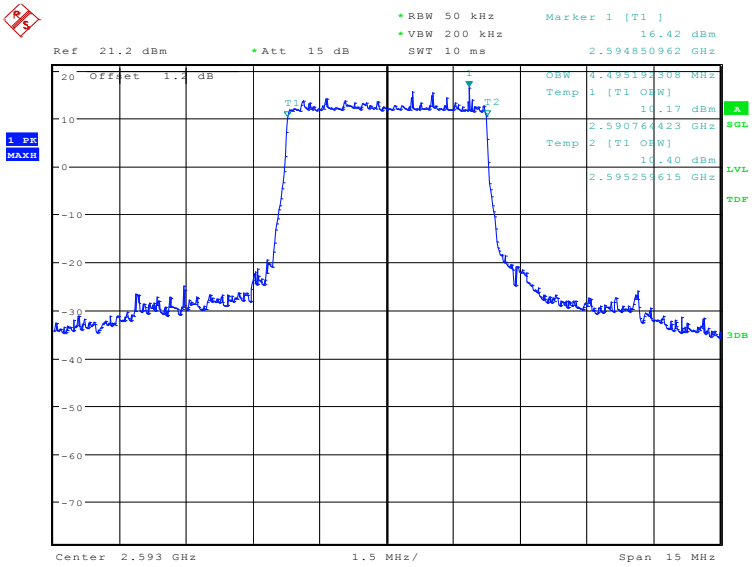

Date: 17.FEB.2020 23:50:39

©Copyright. All rights reserved by CTTL.

LTE band 41-HPUE, 5MHz Bandwidth,64QAM (99% BW)

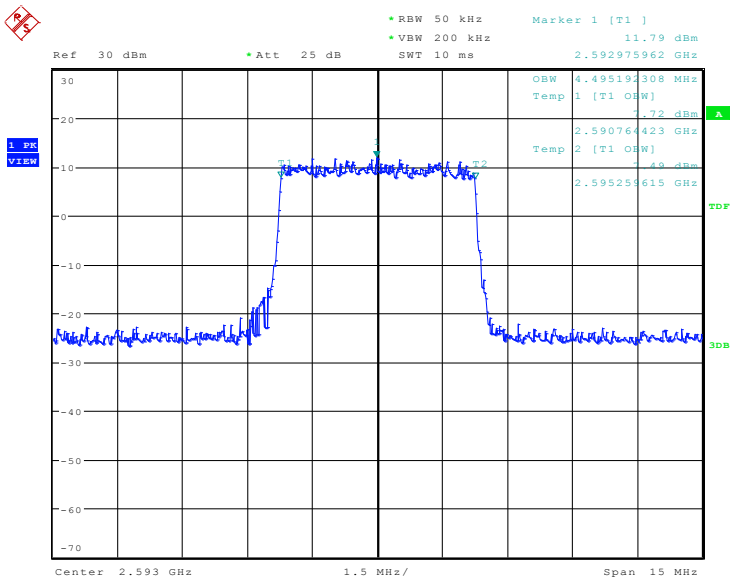

Date: 19.MAR.2020 16:11:21

©Copyright. All rights reserved by CTTL.

LTE band 41-HPUE, 10MHz (99%)

Frequency (MHz)	Occupied Bandwidth (99%) (kHz)		
2593.0	QPSK	16QAM	64QAM
	8942.31	8942.31	8942.31

LTE band 41-HPUE, 10MHz Bandwidth, QPSK (99% BW)

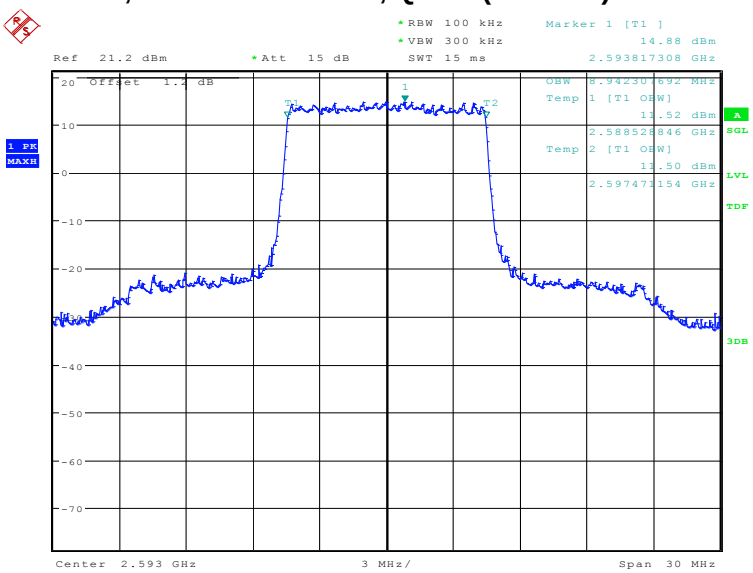

Date: 17.FEB.2020 23:52:06

LTE band 41-HPUE, 10MHz Bandwidth,16QAM (99% BW)

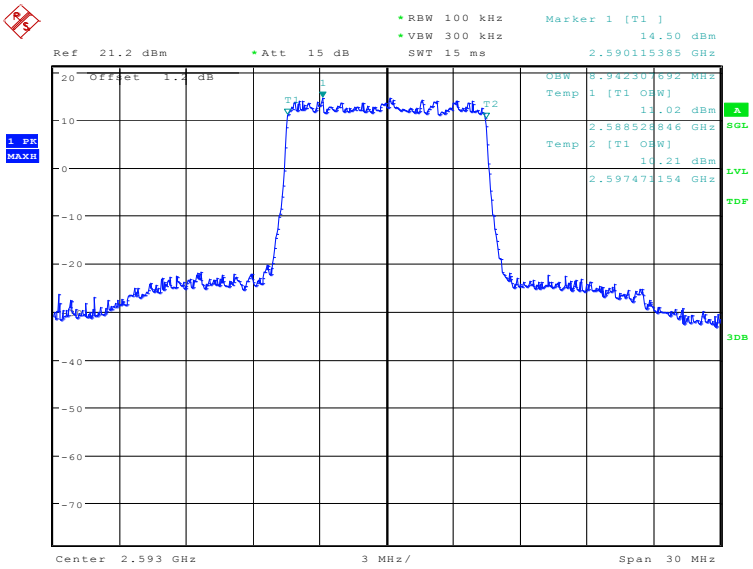

Date: 17.FEB.2020 23:53:30

©Copyright. All rights reserved by CTTL.

LTE band 41-HPUE, 10MHz Bandwidth, 64QAM (99% BW)

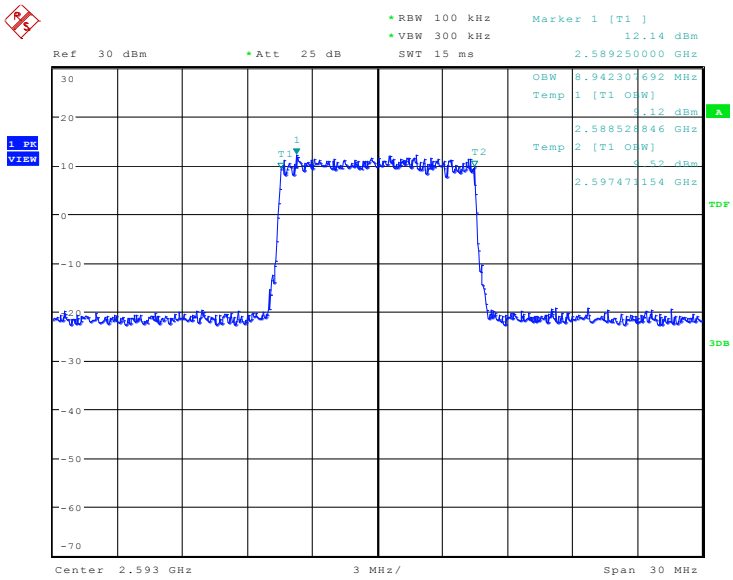

Date: 19.MAR.2020 16:12:36

©Copyright. All rights reserved by CTTL.

LTE band 41-HPUE, 15MHz (99%)

Frequency (MHz)	Occupied Bandwidth (99%) (kHz)		
2593.0	QPSK	16QAM	64QAM
	13485.58	13557.69	13485.58

LTE band 41-HPUE, 15MHz Bandwidth, QPSK (99% BW)

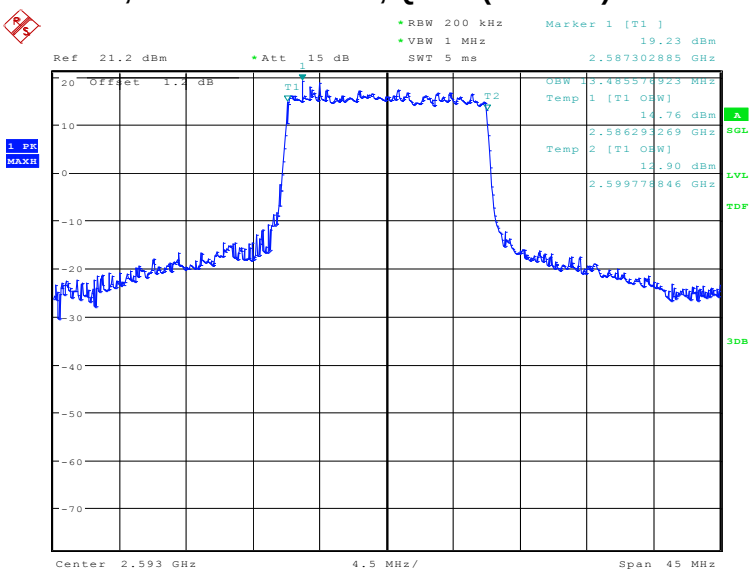

Date: 17.FEB.2020 23:54:56

LTE band 41-HPUE, 15MHz Bandwidth,16QAM (99% BW)

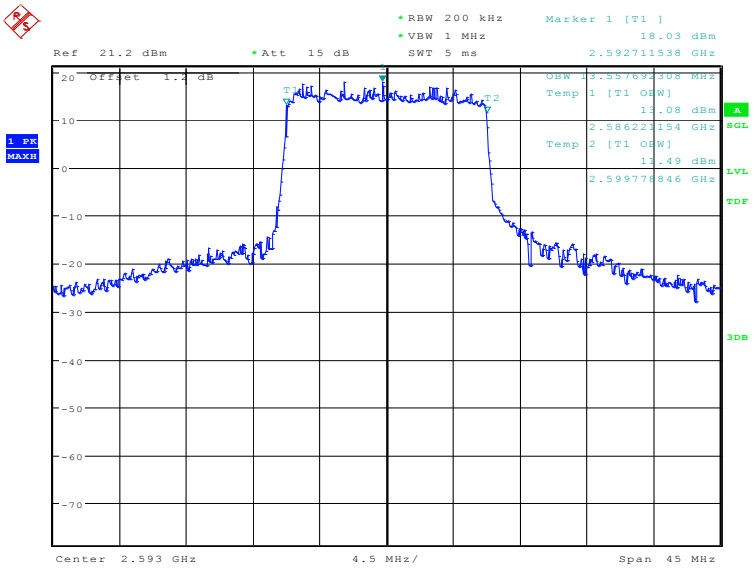

Date: 17.FEB.2020 23:56:21

©Copyright. All rights reserved by CTTL.

LTE band 41-HPUE, 15MHz Bandwidth, 64QAM (99% BW)

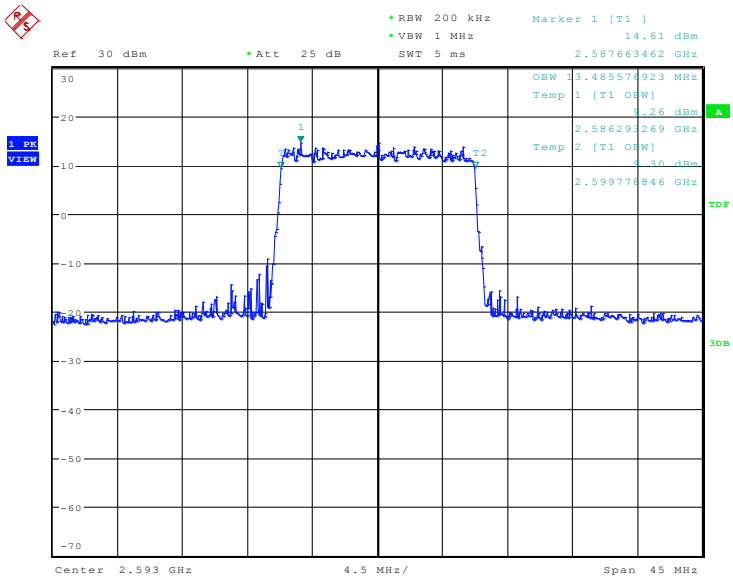

Date: 19.MAR.2020 16:13:41

©Copyright. All rights reserved by CTTL.

LTE band 41-HPUE, 20MHz (99%)

Frequency (MHz)	Occupied Bandwidth (99%) (kHz)		
2593.0	QPSK	16QAM	64QAM
	17980.77	17980.77	17884.62

LTE band 41-HPUE, 20MHz Bandwidth, QPSK (99% BW)

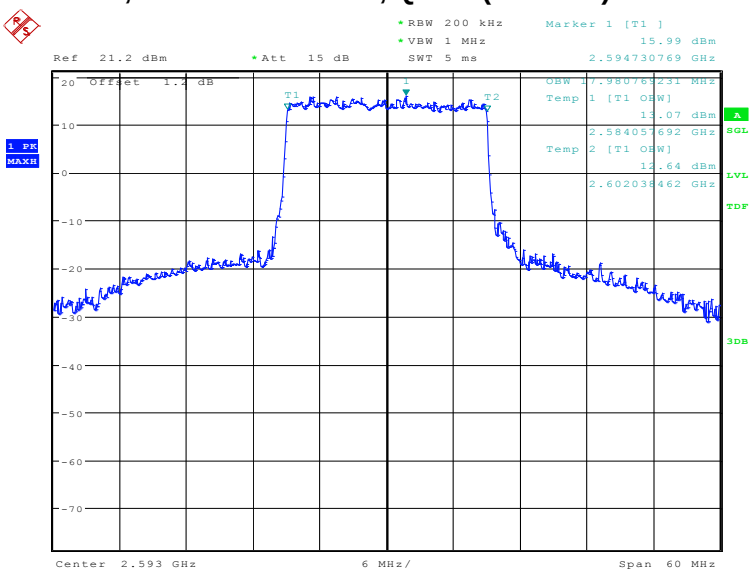

Date: 17.FEB.2020 23:57:47

LTE band 41-HPUE, 20MHz Bandwidth,16QAM (99% BW)

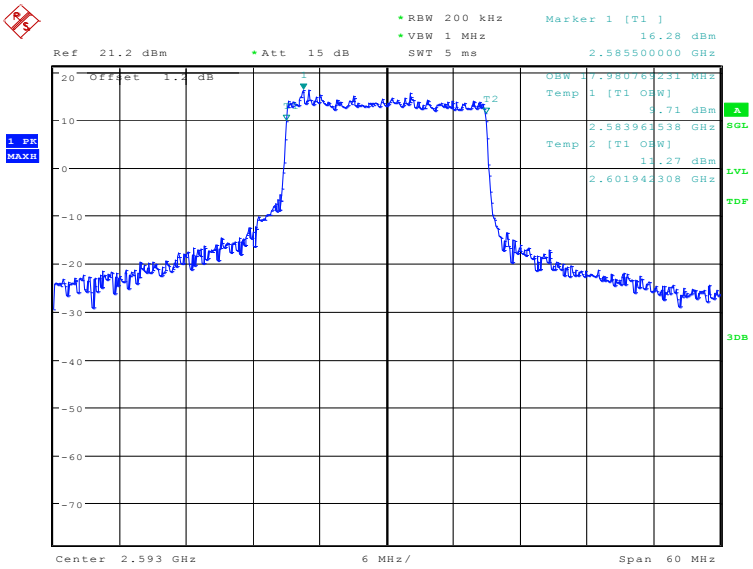

Date: 17.FEB.2020 23:59:11

©Copyright. All rights reserved by CTTL.

LTE band 41-HPUE, 20MHz Bandwidth, 64QAM (99% BW)

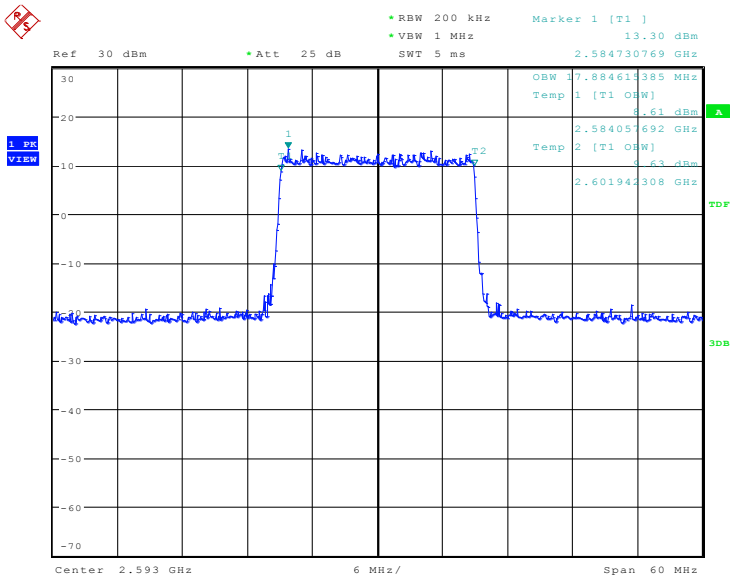

Date: 19.MAR.2020 16:14:45

©Copyright. All rights reserved by CTTL.

LTE band 66, 1.4MHz (99%)

Frequency (MHz)	Occupied Bandwidth (99%) (kHz)		
1745.0	QPSK	16QAM	64QAM
	1097.76	1097.76	1089.74

LTE band 66, 1.4MHz Bandwidth, QPSK (99% BW)

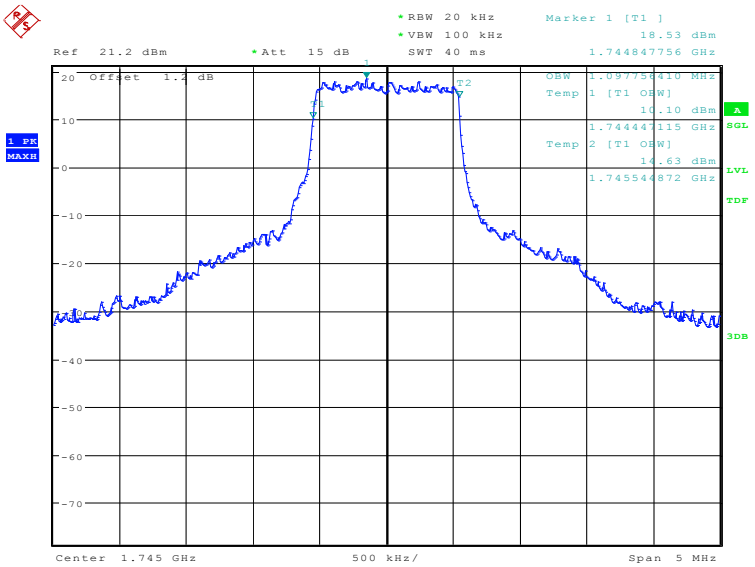

Date: 19.FEB.2020 03:18:27

LTE band 66, 1.4MHz Bandwidth, 16QAM (99% BW)

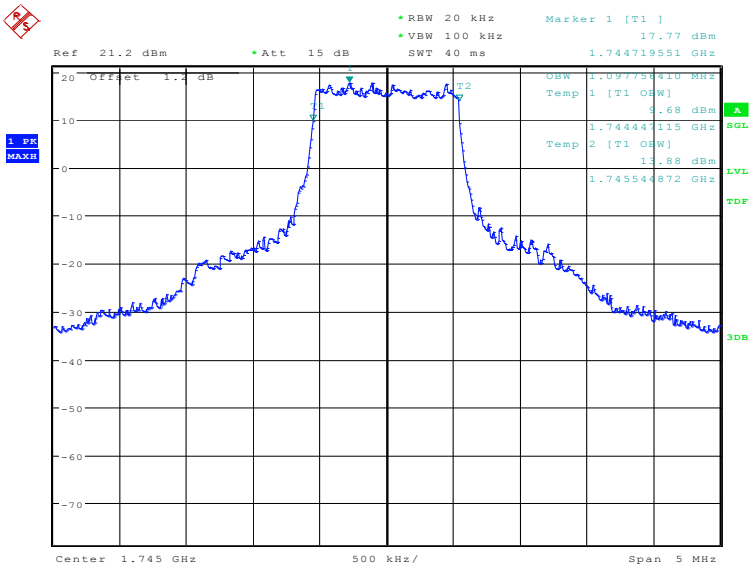

Date: 19.FEB.2020 03:19:52

©Copyright. All rights reserved by CTTL.

LTE band 66, 1.4MHz Bandwidth, 64QAM (99% BW)

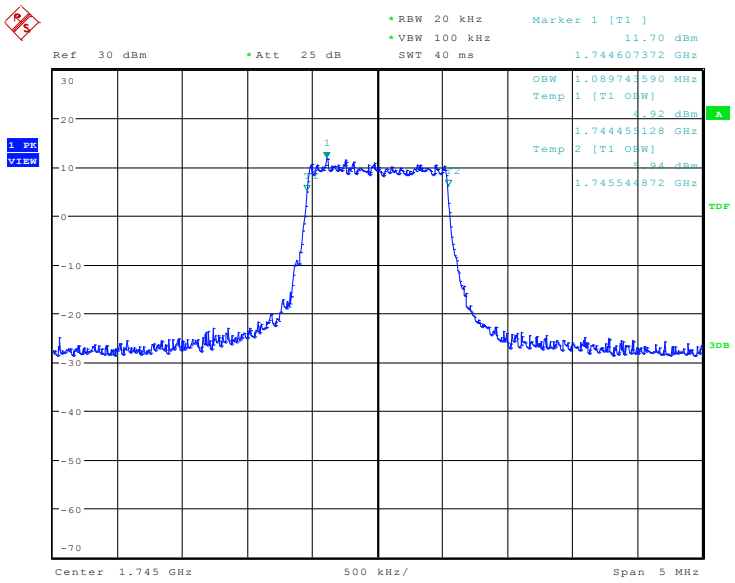

Date: 22.APR.2020 13:28:41

©Copyright. All rights reserved by CTTL.

LTE band 66, 3MHz (99%)

Frequency (MHz)	Occupied Bandwidth (99%) (kHz)		
1745.0	QPSK	16QAM	64QAM
	2692.31	2708.33	2692.31

LTE band 66, 3MHz Bandwidth, QPSK (99% BW)

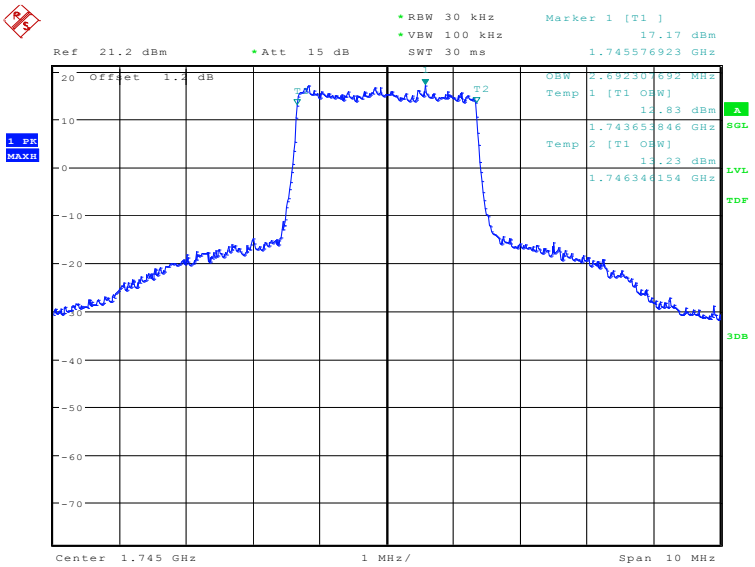

Date: 19.FEB.2020 03:21:19

LTE band 66, 3MHz Bandwidth, 16QAM (99% BW)

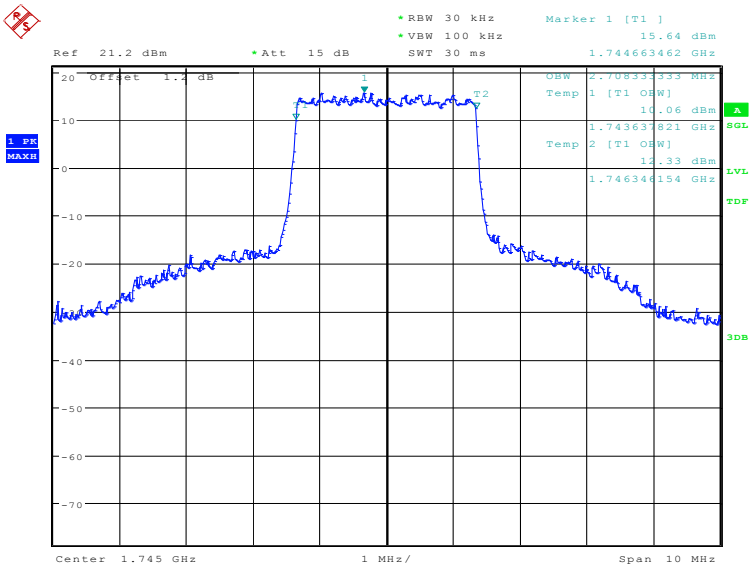

Date: 19.FEB.2020 03:22:44

©Copyright. All rights reserved by CTTL.

LTE band 66, 3MHz Bandwidth, 64QAM (99% BW)

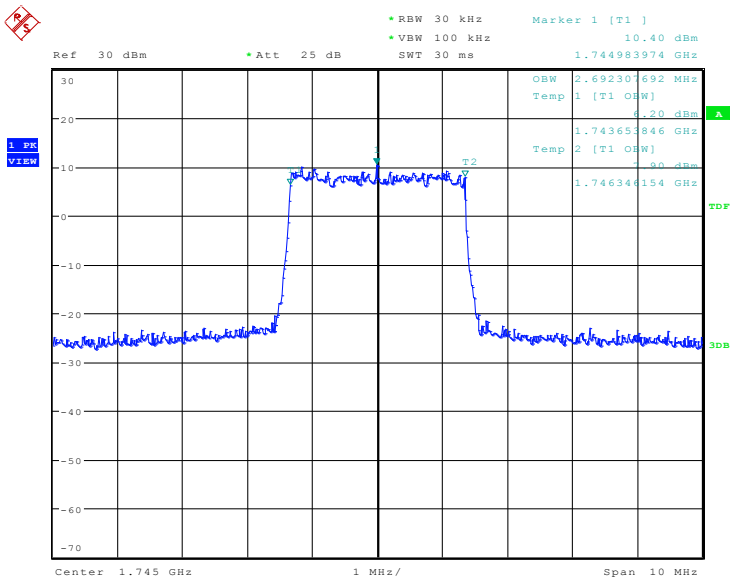

Date: 22.APR.2020 13:29:50

©Copyright. All rights reserved by CTTL.

LTE band 66, 5MHz (99%)

Frequency (MHz)	Occupied Bandwidth (99%) (kHz)		
1745.0	QPSK	16QAM	64QAM
	4519.23	4519.23	4471.15

LTE band 66, 5MHz Bandwidth, QPSK (99% BW)

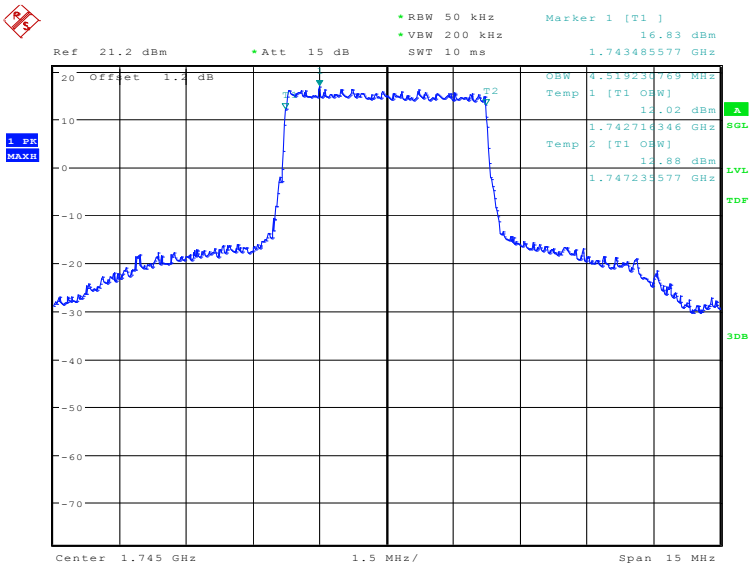

Date: 19.FEB.2020 03:24:10

LTE band 66, 5MHz Bandwidth, 16QAM (99% BW)

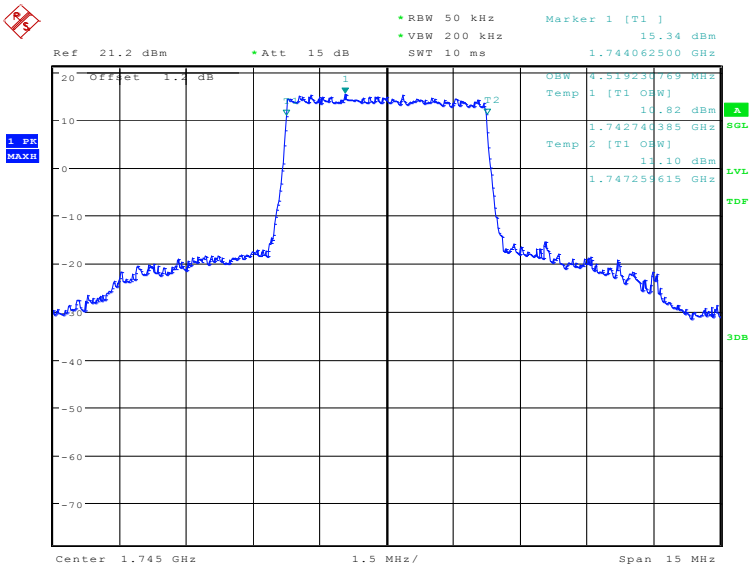

Date: 19.FEB.2020 03:25:35

©Copyright. All rights reserved by CTTL.

LTE band 66, 5MHz Bandwidth,64QAM (99% BW)

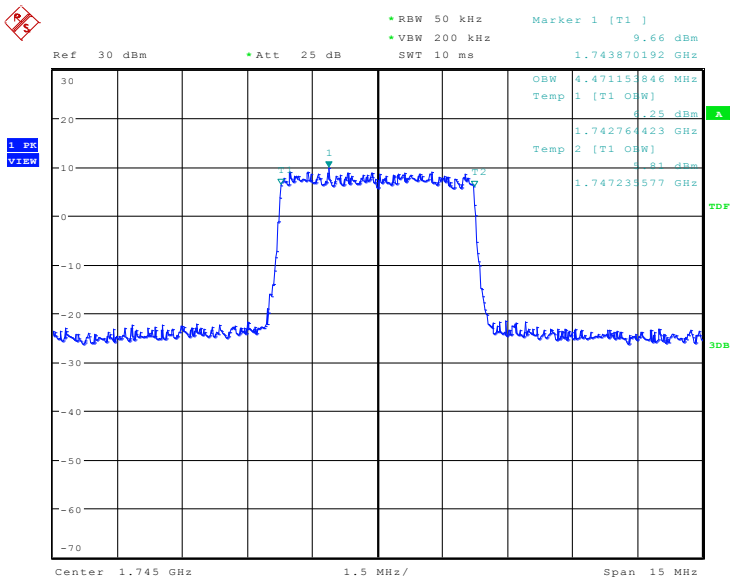

Date: 19.MAR.2020 15:50:00

©Copyright. All rights reserved by CTTL.

LTE band 66, 10MHz (99%)

Frequency (MHz)	Occupied Bandwidth (99%) (kHz)		
1745.0	QPSK	16QAM	64QAM
	8990.38	8990.38	9038.46

LTE band 66, 10MHz Bandwidth, QPSK (99% BW)

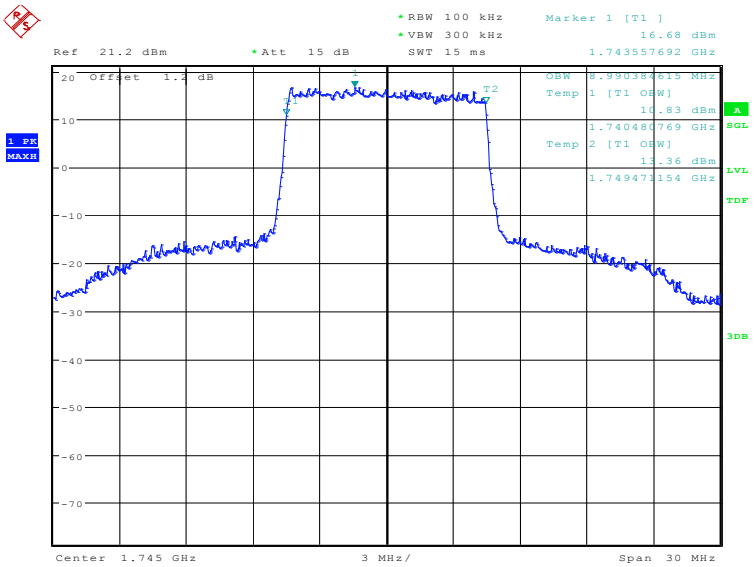

Date: 19.FEB.2020 03:27:02

LTE band 66, 10MHz Bandwidth, 16QAM (99% BW)

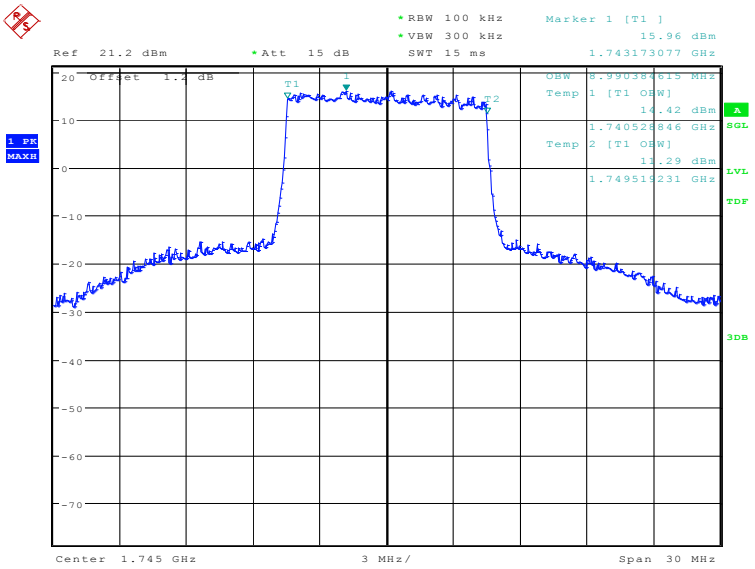

Date: 19.FEB.2020 03:28:27

©Copyright. All rights reserved by CTTL.

LTE band 66, 10MHz Bandwidth, 64QAM (99% BW)

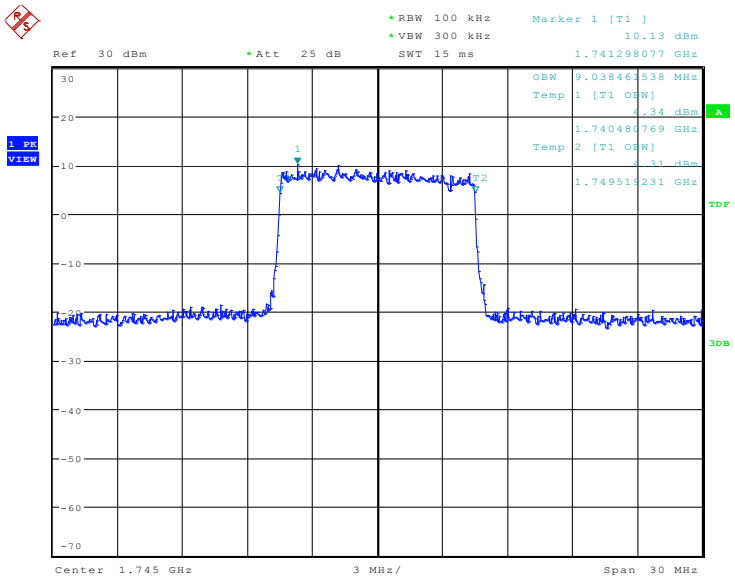

Date: 19.MAR.2020 15:52:47

©Copyright. All rights reserved by CTTL.

LTE band 66, 15MHz (99%)

Frequency (MHz)	Occupied Bandwidth (99%) (kHz)		
1745.0	QPSK	16QAM	64QAM
	13557.69	13557.69	13557.69

LTE band 66, 15MHz Bandwidth, QPSK (99% BW)

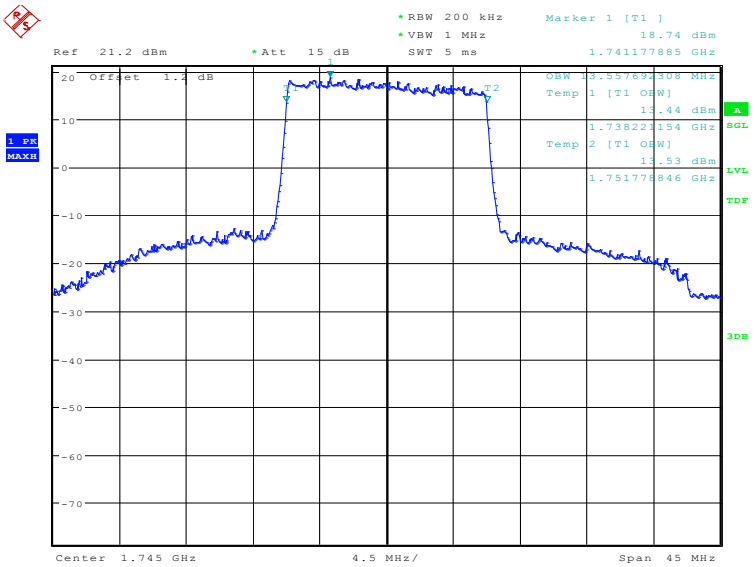

Date: 19.FEB.2020 03:29:54

LTE band 66, 15MHz Bandwidth, 16QAM (99% BW)

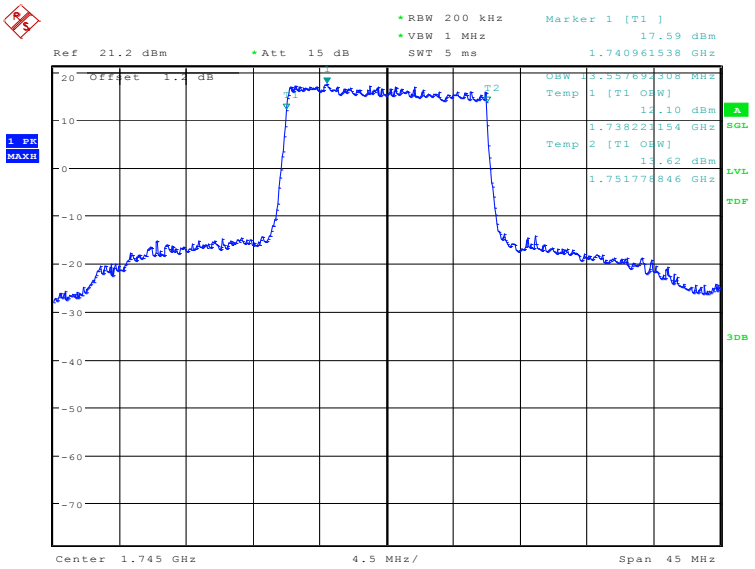

Date: 19.FEB.2020 03:31:19

©Copyright. All rights reserved by CTTL.

LTE band 66, 15MHz Bandwidth, 64QAM (99% BW)

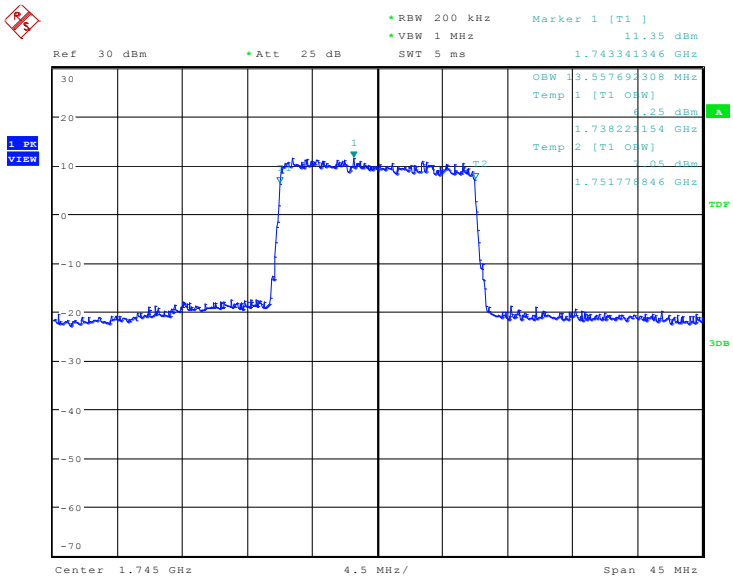

Date: 19.MAR.2020 15:55:23

©Copyright. All rights reserved by CTTL.

LTE band 66, 20MHz (99%)

Frequency (MHz)	Occupied Bandwidth (99%) (kHz)		
1745.0	QPSK	16QAM	64QAM
	17980.77	17884.62	18076.92

LTE band 66, 20MHz Bandwidth, QPSK (99% BW)

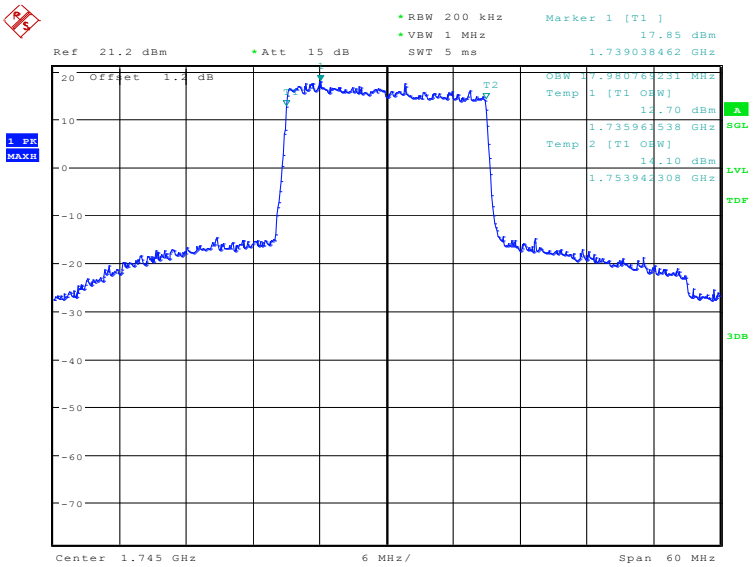

Date: 19.FEB.2020 03:32:46

LTE band 66, 20MHz Bandwidth, 16QAM (99% BW)

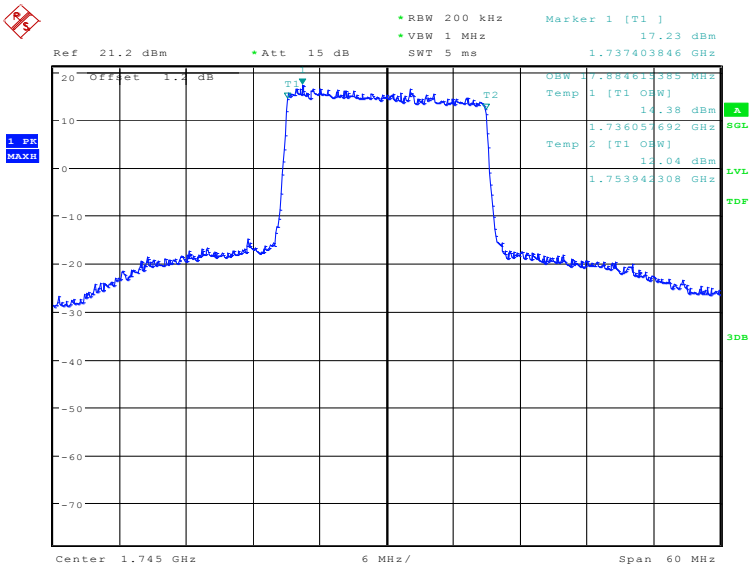

Date: 19.FEB.2020 03:34:10

©Copyright. All rights reserved by CTTL.

LTE band 66, 20MHz Bandwidth, 64QAM (99% BW)

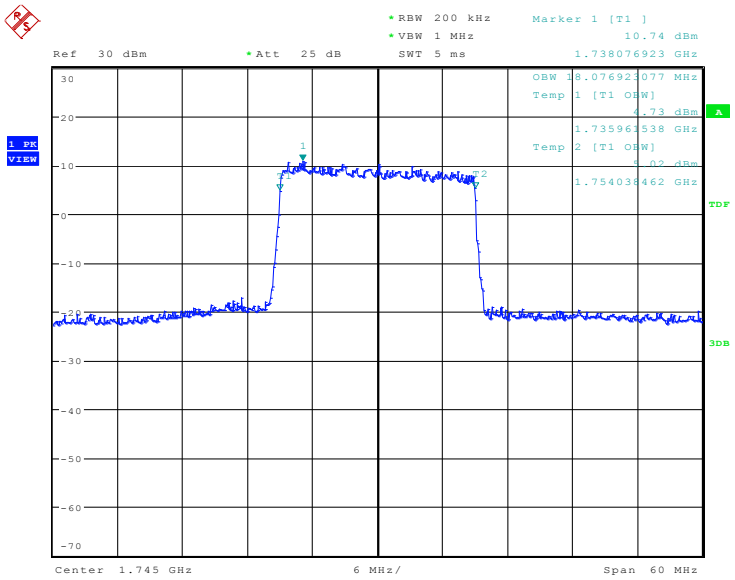

Date: 19.MAR.2020 15:57:27

©Copyright. All rights reserved by CTTL.

LTE band 71, 5MHz (99%)

Frequency (MHz)	Occupied Bandwidth (99%) (kHz)		
680.5	QPSK	16QAM	64QAM
	4495.19	4495.19	4519.23

LTE band 71, 5MHz Bandwidth, QPSK (99% BW)

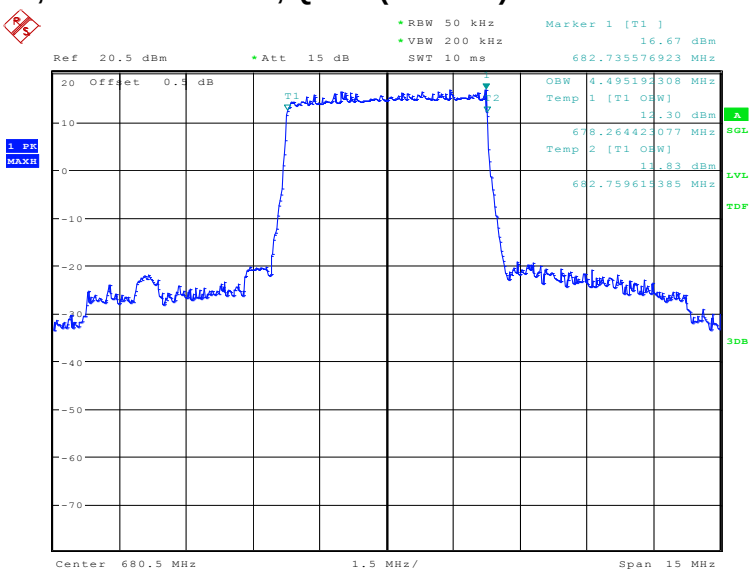

Date: 23.APR.2020 04:26:31

LTE band 71, 5MHz Bandwidth, 16QAM (99% BW)

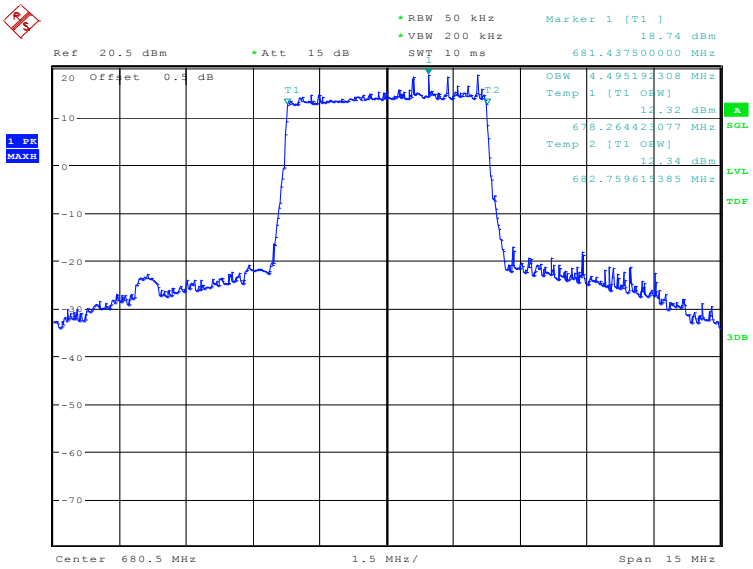

Date: 23.APR.2020 04:27:09

©Copyright. All rights reserved by CTTL.

LTE band 71, 5MHz Bandwidth,64QAM (99% BW)

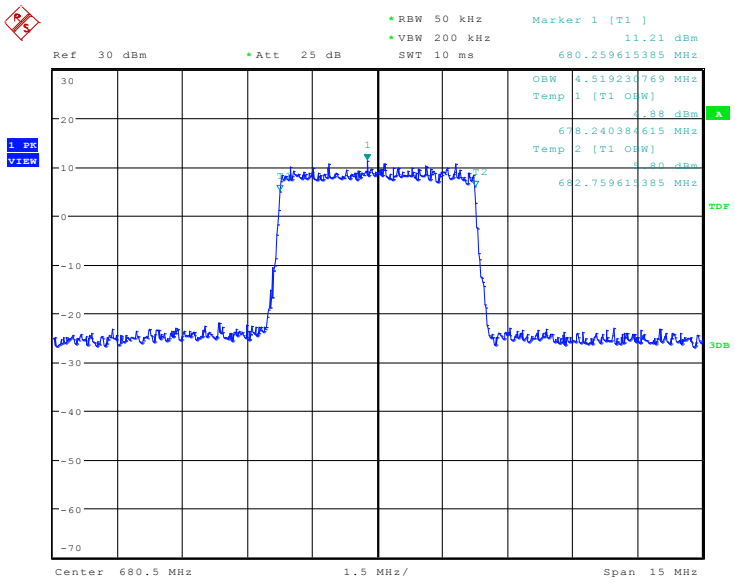

Date: 19.MAR.2020 16:30:33

©Copyright. All rights reserved by CTTL.

LTE band 71, 10MHz (99%)

Frequency (MHz)	Occupied Bandwidth (99%) (kHz)		
680.5	QPSK	16QAM	64QAM
	8942.31	8942.31	8942.31

LTE band 71, 10MHz Bandwidth, QPSK (99% BW)

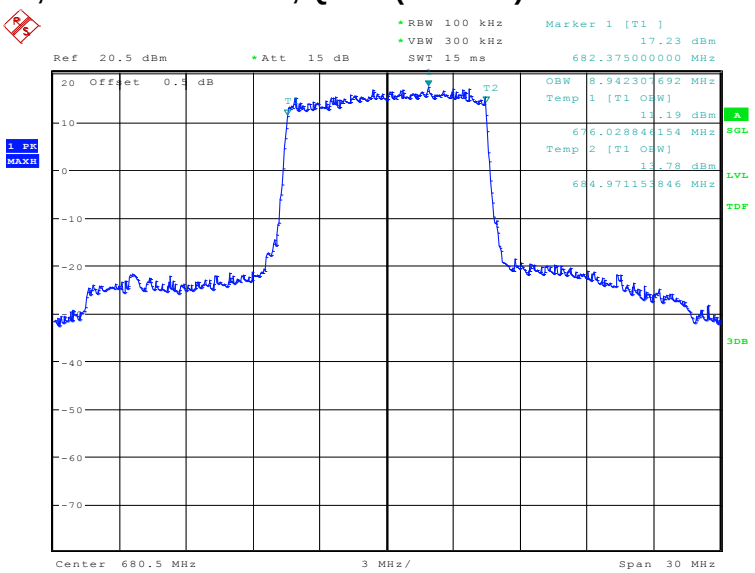

Date: 23.APR.2020 04:27:49

LTE band 71, 10MHz Bandwidth, 16QAM (99% BW)

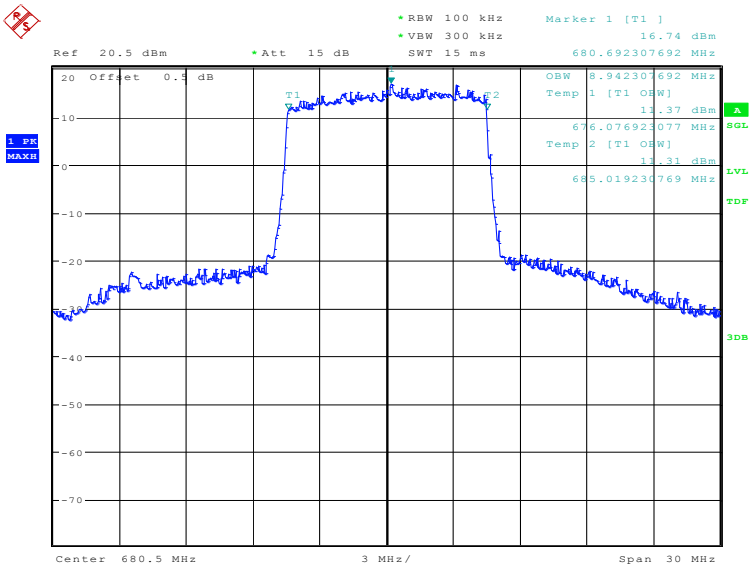

Date: 23.APR.2020 04:28:27

©Copyright. All rights reserved by CTTL.

LTE band 71, 10MHz Bandwidth, 64QAM (99% BW)

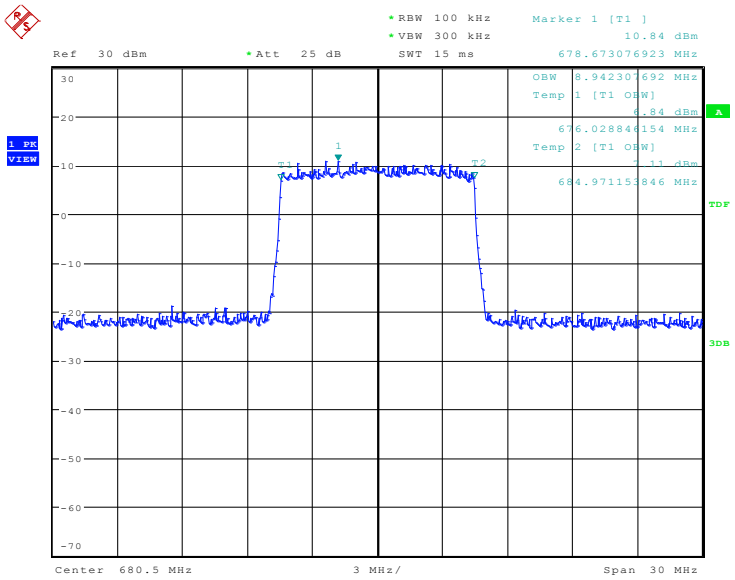

Date: 19.MAR.2020 16:31:43

©Copyright. All rights reserved by CTTL.