Channel 100

Frequency (MHz)	Measurement Result (dBuV/m)	Cable Loss (dB)	Antenna Factor (dB/m)	Receiver Reading (dBuV)	Limit (dBuV/m)	Margin (dB)	Antenna Pol. (H/V)
5454.600	43.60	-25.36	34.41	34.55	54.00	10.40	V
5456.400	43.65	-25.35	34.41	34.58	54.00	10.35	V
10999.600	33.86	-32.68	37.90	28.64	54.00	20.14	H
15939.700	36.72	-27.74	40.30	24.16	54.00	17.28	V
17747.000	36.02	-26.52	40.35	22.18	54.00	17.98	H
17958.200	37.18	-26.10	40.20	23.08	54.00	16.82	V

Channel 120

Frequency (MHz)	Measurement Result (dBuV/m)	Cable Loss (dB)	Antenna Factor (dB/m)	Receiver Reading (dBuV)	Limit (dBuV/m)	Margin (dB)	Antenna Pol. (H/V)
5434.400	42.81	-25.48	34.40	33.89	54.00	11.19	V
5457.800	42.70	-25.34	34.42	33.62	54.00	11.30	V
11199.800	32.84	-32.08	38.00	26.92	54.00	21.16	V
15937.500	36.70	-27.75	40.30	24.15	54.00	17.30	H
17853.700	36.20	-26.34	40.25	22.29	54.00	17.80	V
17958.200	37.12	-26.10	40.20	23.02	54.00	16.88	H

Channel 140

Frequency (MHz)	Measurement Result (dBuV/m)	Cable Loss (dB)	Antenna Factor (dB/m)	Receiver Reading (dBuV)	Limit (dBuV/m)	Margin (dB)	Antenna Pol. (H/V)
5454.400	42.52	-25.36	34.41	33.47	54.00	11.48	V
5459.600	42.55	-25.33	34.42	33.47	54.00	11.45	V
11400.000	32.93	-32.34	38.00	27.27	54.00	21.07	H
15946.300	36.63	-27.71	40.30	24.04	54.00	17.37	V
17852.600	36.20	-26.34	40.25	22.29	54.00	17.80	V
17964.800	37.08	-26.08	40.20	22.96	54.00	16.92	H

©Copyright. All rights reserved by CTTL.

Channel 144

Frequency (MHz)	Measurement Result (dBuV/m)	Cable Loss (dB)	Antenna Factor (dB/m)	Receiver Reading (dBuV)	Limit (dBuV/m)	Margin (dB)	Antenna Pol. (H/V)
5413.800	42.6	-25.6	34.4	33.77	54.00	11.5	H
5454.200	42.7	-25.4	34.4	33.68	54.00	11.3	V
11439.600	32.0	-32.4	38.0	26.40	54.00	22.0	V
15851.700	35.5	-28.1	40.3	23.29	54.00	18.5	V
17772.300	35.6	-26.5	40.3	21.77	54.00	18.4	V
17958.200	36.1	-26.1	40.2	22.04	54.00	17.9	V

802.11n-HT20

Channel 36

Frequency (MHz)	Measurement Result (dBuV/m)	Cable Loss (dB)	Antenna Factor (dB/m)	Receiver Reading (dBuV)	Limit (dBuV/m)	Margin (dB)	Antenna Pol. (H/V)
5147.400	44.67	-25.69	34.09	36.27	54.00	9.33	V
5149.800	44.87	-25.70	34.10	36.47	54.00	9.13	V
11880.700	33.92	-31.86	38.76	27.02	54.00	20.08	V
15540.400	34.60	-28.84	39.90	23.54	54.00	19.40	V
17750.300	35.47	-26.52	40.35	21.64	54.00	18.53	V
17951.600	35.68	-26.11	40.20	21.59	54.00	18.32	V

Channel 40

Frequency (MHz)	Measurement Result (dBuV/m)	Cable Loss (dB)	Antenna Factor (dB/m)	Receiver Reading (dBuV)	Limit (dBuV/m)	Margin (dB)	Antenna Pol. (H/V)
5146.600	43.65	-25.69	34.09	35.25	54.00	10.35	V
5149.600	43.55	-25.70	34.10	35.15	54.00	10.45	V
11880.700	34.27	-31.86	38.76	27.37	54.00	19.73	V
15599.800	34.88	-28.71	39.90	23.69	54.00	19.12	V
17749.200	35.79	-26.52	40.35	21.95	54.00	18.21	H
17960.400	36.66	-26.09	40.20	22.55	54.00	17.34	V

©Copyright. All rights reserved by CTTL.

Channel 48

Frequency (MHz)	Measurement Result (dBuV/m)	Cable Loss (dB)	Antenna Factor (dB/m)	Receiver Reading (dBuV)	Limit (dBuV/m)	Margin (dB)	Antenna Pol. (H/V)
5143.400	42.08	-25.68	34.09	33.67	54.00	11.92	V
5145.000	42.03	-25.69	34.09	33.63	54.00	11.97	V
11878.500	34.28	-31.86	38.76	27.38	54.00	19.72	H
15719.700	34.19	-28.48	40.06	22.61	54.00	19.81	H
17749.200	35.66	-26.52	40.35	21.82	54.00	18.34	H
17959.000	36.57	-26.09	40.20	22.47	54.00	17.43	H

Channel 52

Frequency (MHz)	Measurement Result (dBuV/m)	Cable Loss (dB)	Antenna Factor (dB/m)	Receiver Reading (dBuV)	Limit (dBuV/m)	Margin (dB)	Antenna Pol. (H/V)
5350.800	43.40	-25.76	34.30	34.85	54.00	10.60	V
5354.200	43.34	-25.76	34.31	34.79	54.00	10.66	V
11918.100	34.04	-31.75	38.80	26.99	54.00	19.96	H
15780.200	34.10	-28.38	40.24	22.24	54.00	19.90	V
17959.300	35.65	-26.09	40.20	21.54	54.00	18.35	H
17986.800	35.69	-26.03	40.20	21.52	54.00	18.31	V

Channel 56

Frequency (MHz)	Measurement Result (dBuV/m)	Cable Loss (dB)	Antenna Factor (dB/m)	Receiver Reading (dBuV)	Limit (dBuV/m)	Margin (dB)	Antenna Pol. (H/V)
5350.400	43.87	-25.76	34.30	35.33	54.00	10.13	V
5354.600	43.87	-25.76	34.31	35.32	54.00	10.13	V
11920.300	34.00	-31.75	38.80	26.94	54.00	20.00	H
15839.600	35.16	-28.18	40.30	23.04	54.00	18.84	V
17957.100	35.60	-26.10	40.20	21.50	54.00	18.40	H
17986.800	35.64	-26.03	40.20	21.47	54.00	18.36	V

©Copyright. All rights reserved by CTTL.

Channel 64

Frequency (MHz)	Measurement Result (dBuV/m)	Cable Loss (dB)	Antenna Factor (dB/m)	Receiver Reading (dBuV)	Limit (dBuV/m)	Margin (dB)	Antenna Pol. (H/V)
5350.400	45.17	-25.76	34.30	36.63	54.00	8.83	V
5351.600	45.10	-25.76	34.30	36.56	54.00	8.90	V
10639.900	31.83	-33.30	37.90	27.24	54.00	22.17	V
15959.500	34.97	-27.65	40.30	22.32	54.00	19.03	H
17962.600	35.75	-26.09	40.20	21.63	54.00	18.25	V
17991.200	35.74	-26.07	40.20	21.60	54.00	18.26	V

Channel 100

Frequency (MHz)	Measurement Result (dBuV/m)	Cable Loss (dB)	Antenna Factor (dB/m)	Receiver Reading (dBuV)	Limit (dBuV/m)	Margin (dB)	Antenna Pol. (H/V)
5452.200	43.29	-25.37	34.40	34.25	54.00	10.71	V
5457.400	43.29	-25.34	34.41	34.22	54.00	10.71	V
10999.600	32.84	-32.68	37.90	27.62	54.00	21.16	H
15943.000	36.71	-27.73	40.30	24.14	54.00	17.29	H
17748.100	36.04	-26.52	40.35	22.21	54.00	17.96	V
17961.500	37.07	-26.09	40.20	22.96	54.00	16.93	H

Channel 120

Frequency (MHz)	Measurement Result (dBuV/m)	Cable Loss (dB)	Antenna Factor (dB/m)	Receiver Reading (dBuV)	Limit (dBuV/m)	Margin (dB)	Antenna Pol. (H/V)
543.900	42.74	0.00	0.00	42.74	54.00	11.26	V
5447.600	42.58	-25.40	34.40	33.57	54.00	11.42	V
11199.800	32.59	-32.08	38.00	26.67	54.00	21.41	H
15941.900	36.79	-27.73	40.30	24.22	54.00	17.21	V
17745.900	35.96	-26.52	40.35	22.13	54.00	18.04	V
17956.000	37.16	-26.10	40.20	23.06	54.00	16.84	H

©Copyright. All rights reserved by CTTL.

Channel 140

Frequency (MHz)	Measurement Result (dBuV/m)	Cable Loss (dB)	Antenna Factor (dB/m)	Receiver Reading (dBuV)	Limit (dBuV/m)	Margin (dB)	Antenna Pol. (H/V)
5453.600	42.24	-25.36	34.41	33.20	54.00	11.76	H
5457.400	42.42	-25.34	34.41	33.35	54.00	11.58	V
11400.000	32.93	-32.34	38.00	27.27	54.00	21.07	V
15927.600	36.67	-27.79	40.30	24.17	54.00	17.33	V
17743.700	36.04	-26.53	40.36	22.21	54.00	17.96	V
17953.800	37.07	-26.11	40.20	22.97	54.00	16.93	V

Channel 144

Frequency (MHz)	Measurement Result (dBuV/m)	Cable Loss (dB)	Antenna Factor (dB/m)	Receiver Reading (dBuV)	Limit (dBuV/m)	Margin (dB)	Antenna Pol. (H/V)
5450.800	42.6	-25.4	34.4	33.55	54.00	11.4	H
5456.400	42.6	-25.3	34.4	33.52	54.00	11.4	V
11439.600	32.0	-32.4	38.0	26.41	54.00	22.0	V
15829.700	35.6	-28.2	40.3	23.52	54.00	18.4	V
17765.700	35.5	-26.5	40.3	21.67	54.00	18.5	H
17976.900	36.0	-26.1	40.2	21.87	54.00	18.0	V

802.11n-HT40

Channel 38

Frequency (MHz)	Measurement Result (dBuV/m)	Cable Loss (dB)	Antenna Factor (dB/m)	Receiver Reading (dBuV)	Limit (dBuV/m)	Margin (dB)	Antenna Pol. (H/V)
5149.400	47.39	-25.70	34.10	38.98	54.00	6.61	V
5150.000	47.34	-25.70	34.10	38.93	54.00	6.66	V
11917.000	34.04	-31.75	38.80	27.00	54.00	19.96	V
15570.100	34.47	-28.78	39.90	23.34	54.00	19.53	V
17745.900	35.54	-26.52	40.35	21.71	54.00	18.46	V
17971.400	36.17	-26.06	40.20	22.04	54.00	17.83	H

©Copyright. All rights reserved by CTTL.

Channel 46

Frequency (MHz)	Measurement Result (dBuV/m)	Cable Loss (dB)	Antenna Factor (dB/m)	Receiver Reading (dBuV)	Limit (dBuV/m)	Margin (dB)	Antenna Pol. (H/V)
5141.000	42.17	-25.67	34.08	33.76	54.00	11.83	V
5144.400	42.33	-25.68	34.09	33.93	54.00	11.67	V
11912.600	34.06	-31.77	38.80	27.03	54.00	19.94	V
15690.000	34.36	-28.53	39.99	22.90	54.00	19.64	H
17744.800	35.70	-26.52	40.36	21.87	54.00	18.30	V
17960.400	36.23	-26.09	40.20	22.12	54.00	17.77	V

Channel 54

Frequency (MHz)	Measurement Result (dBuV/m)	Cable Loss (dB)	Antenna Factor (dB/m)	Receiver Reading (dBuV)	Limit (dBuV/m)	Margin (dB)	Antenna Pol. (H/V)
5351.200	43.43	-25.76	34.30	34.89	54.00	10.57	V
5356.400	43.25	-25.76	34.31	34.69	54.00	10.75	V
11882.900	34.59	-31.85	38.77	27.67	54.00	19.41	V
15809.900	35.80	-28.32	40.30	23.81	54.00	18.20	H
17767.900	35.84	-26.49	40.33	22.00	54.00	18.16	H
17973.600	37.15	-26.06	40.20	23.01	54.00	16.85	H

Channel 62

Frequency (MHz)	Measurement Result (dBuV/m)	Cable Loss (dB)	Antenna Factor (dB/m)	Receiver Reading (dBuV)	Limit (dBuV/m)	Margin (dB)	Antenna Pol. (H/V)
5350.600	46.96	-25.76	34.30	38.42	54.00	7.04	V
5351.400	46.73	-25.76	34.30	38.19	54.00	7.27	V
11886.200	34.64	-31.84	38.77	27.71	54.00	19.36	V
15929.800	36.66	-27.78	40.30	24.15	54.00	17.34	H
17745.900	35.95	-26.52	40.35	22.12	54.00	18.05	V
17958.200	36.98	-26.10	40.20	22.87	54.00	17.02	V

©Copyright. All rights reserved by CTTL.

Channel 102

Frequency (MHz)	Measurement Result (dBuV/m)	Cable Loss (dB)	Antenna Factor (dB/m)	Receiver Reading (dBuV)	Limit (dBuV/m)	Margin (dB)	Antenna Pol. (H/V)
5456.600	43.16	-25.35	34.41	34.09	54.00	10.84	V
5459.000	43.28	-25.33	34.42	34.19	54.00	10.72	V
11020.500	32.93	-32.62	37.92	27.63	54.00	21.07	H
15943.000	36.62	-27.73	40.30	24.05	54.00	17.38	H
17855.000	36.22	-26.33	40.24	22.31	54.00	17.78	H
17970.300	37.01	-26.07	40.20	22.87	54.00	16.99	H

Channel 118

Frequency (MHz)	Measurement Result (dBuV/m)	Cable Loss (dB)	Antenna Factor (dB/m)	Receiver Reading (dBuV)	Limit (dBuV/m)	Margin (dB)	Antenna Pol. (H/V)
5455.600	42.69	-25.35	34.41	33.63	54.00	11.31	V
5459.800	42.63	-25.33	34.42	33.54	54.00	11.37	V
11180.000	32.74	-32.10	38.00	26.85	54.00	21.26	H
15921.000	36.68	-27.82	40.30	24.20	54.00	17.32	V
17776.700	35.98	-26.48	40.32	22.14	54.00	18.02	H
17958.200	37.10	-26.10	40.20	22.99	54.00	16.90	V

Channel 134

Frequency (MHz)	Measurement Result (dBuV/m)	Cable Loss (dB)	Antenna Factor (dB/m)	Receiver Reading (dBuV)	Limit (dBuV/m)	Margin (dB)	Antenna Pol. (H/V)
5451.000	42.79	-25.38	34.40	33.76	54.00	11.21	V
5457.200	42.88	-25.34	34.41	33.81	54.00	11.12	V
11339.500	33.41	-32.19	38.00	27.60	54.00	20.59	H
15944.100	36.83	-27.72	40.30	24.25	54.00	17.17	H
17745.900	35.94	-26.52	40.35	22.10	54.00	18.06	V
17954.900	37.13	-26.10	40.20	23.03	54.00	16.87	V

©Copyright. All rights reserved by CTTL.

Channel 142

Frequency (MHz)	Measurement Result (dBuV/m)	Cable Loss (dB)	Antenna Factor (dB/m)	Receiver Reading (dBuV)	Limit (dBuV/m)	Margin (dB)	Antenna Pol. (H/V)
5441.200	42.6	-25.4	34.4	33.63	54.00	11.4	V
5452.800	42.7	-25.4	34.4	33.69	54.00	11.3	V
11419.800	32.6	-32.4	38.0	26.96	54.00	21.4	H
15847.300	35.4	-28.1	40.3	23.26	54.00	18.6	V
17749.200	35.4	-26.5	40.4	21.53	54.00	18.6	H
17952.700	35.7	-26.1	40.2	21.58	54.00	18.3	H

802.11ac-HT20

Channel 36

Frequency (MHz)	Measurement Result (dBuV/m)	Cable Loss (dB)	Antenna Factor (dB/m)	Receiver Reading (dBuV)	Limit (dBuV/m)	Margin (dB)	Antenna Pol. (H/V)
5149.200	45.82	-25.70	34.10	37.42	54.00	8.18	V
5149.800	45.81	-25.70	34.10	37.41	54.00	8.19	V
11918.100	34.09	-31.75	38.80	27.04	54.00	19.91	H
15540.400	34.78	-28.84	39.90	23.73	54.00	19.22	H
17772.300	35.56	-26.49	40.33	21.73	54.00	18.44	V
17959.300	36.16	-26.09	40.20	22.05	54.00	17.84	H

Channel 40

Frequency (MHz)	Measurement Result (dBuV/m)	Cable Loss (dB)	Antenna Factor (dB/m)	Receiver Reading (dBuV)	Limit (dBuV/m)	Margin (dB)	Antenna Pol. (H/V)
5143.400	43.71	-25.68	34.09	35.30	54.00	10.29	V
5148.000	43.71	-25.69	34.10	35.31	54.00	10.29	V
11921.400	34.01	-31.74	38.80	26.96	54.00	19.99	H
15599.800	34.59	-28.71	39.90	23.40	54.00	19.41	H
17261.400	35.64	-26.90	40.88	21.66	54.00	18.36	V
17973.600	36.19	-26.06	40.20	22.05	54.00	17.81	V

©Copyright. All rights reserved by CTTL.

Channel 48

Frequency (MHz)	Measurement Result (dBuV/m)	Cable Loss (dB)	Antenna Factor (dB/m)	Receiver Reading (dBuV)	Limit (dBuV/m)	Margin (dB)	Antenna Pol. (H/V)
5145.400	42.13	-25.69	34.09	33.72	54.00	11.87	V
5147.400	42.15	-25.69	34.09	33.75	54.00	11.85	V
11886.200	34.09	-31.84	38.77	27.16	54.00	19.91	H
15719.700	33.97	-28.48	40.06	22.40	54.00	20.03	V
17770.100	35.50	-26.49	40.33	21.66	54.00	18.50	V
17956.000	36.28	-26.10	40.20	22.19	54.00	17.72	V

Channel 52

Frequency (MHz)	Measurement Result (dBuV/m)	Cable Loss (dB)	Antenna Factor (dB/m)	Receiver Reading (dBuV)	Limit (dBuV/m)	Margin (dB)	Antenna Pol. (H/V)
5351.600	43.42	-25.76	34.30	34.88	54.00	10.58	V
5354.600	43.46	-25.76	34.31	34.91	54.00	10.54	V
11936.800	34.00	-31.70	38.80	26.90	54.00	20.00	H
17197.000	35.79	-26.92	41.00	21.71	54.00	18.21	H
17956.000	35.52	-26.10	40.20	21.42	54.00	18.48	H
17987.900	35.49	-26.03	40.20	21.32	54.00	18.51	V

Channel 56

Frequency (MHz)	Measurement Result (dBuV/m)	Cable Loss (dB)	Antenna Factor (dB/m)	Receiver Reading (dBuV)	Limit (dBuV/m)	Margin (dB)	Antenna Pol. (H/V)
5349.800	43.89	-25.76	34.30	35.35	54.00	10.11	V
5352.600	43.86	-25.76	34.31	35.31	54.00	10.14	V
11921.400	34.05	-31.74	38.80	26.99	54.00	19.95	V
15839.600	35.42	-28.18	40.30	23.31	54.00	18.58	H
17956.000	35.61	-26.10	40.20	21.51	54.00	18.39	V
17990.100	35.69	-26.05	40.20	21.54	54.00	18.31	H

©Copyright. All rights reserved by CTTL.

Channel 64

Frequency (MHz)	Measurement Result (dBuV/m)	Cable Loss (dB)	Antenna Factor (dB/m)	Receiver Reading (dBuV)	Limit (dBuV/m)	Margin (dB)	Antenna Pol. (H/V)
5350.800	45.55	-25.76	34.30	37.00	54.00	8.45	V
5352.400	45.27	-25.76	34.30	36.72	54.00	8.73	V
10639.900	32.98	-33.30	37.90	28.38	54.00	21.02	H
15959.500	36.90	-27.65	40.30	24.26	54.00	17.10	V
17787.700	36.05	-26.47	40.31	22.20	54.00	17.95	H
17982.400	37.40	-26.04	40.20	23.24	54.00	16.60	V

Channel 100

Frequency (MHz)	Measurement Result (dBuV/m)	Cable Loss (dB)	Antenna Factor (dB/m)	Receiver Reading (dBuV)	Limit (dBuV/m)	Margin (dB)	Antenna Pol. (H/V)
5455.600	43.66	-25.35	34.41	34.60	54.00	10.34	H
5457.600	43.79	-25.34	34.42	34.71	54.00	10.21	V
10999.600	33.62	-32.68	37.90	28.40	54.00	20.38	V
15848.400	36.47	-28.14	40.30	24.32	54.00	17.53	V
17775.600	36.05	-26.48	40.32	22.21	54.00	17.95	V
17959.300	37.05	-26.09	40.20	22.95	54.00	16.95	V

Channel 120

Frequency (MHz)	Measurement Result (dBuV/m)	Cable Loss (dB)	Antenna Factor (dB/m)	Receiver Reading (dBuV)	Limit (dBuV/m)	Margin (dB)	Antenna Pol. (H/V)
5457.000	42.83	-25.35	34.41	33.76	54.00	11.17	V
5459.800	42.73	-25.33	34.42	33.64	54.00	11.27	V
11199.800	32.79	-32.08	38.00	26.87	54.00	21.21	H
15856.100	36.44	-28.11	40.30	24.25	54.00	17.56	H
17769.000	35.88	-26.49	40.33	22.04	54.00	18.12	H
17961.500	37.15	-26.09	40.20	23.04	54.00	16.85	H

©Copyright. All rights reserved by CTTL.

Channel 140

Frequency (MHz)	Measurement Result (dBuV/m)	Cable Loss (dB)	Antenna Factor (dB/m)	Receiver Reading (dBuV)	Limit (dBuV/m)	Margin (dB)	Antenna Pol. (H/V)
5420.800	42.12	-25.57	34.40	33.30	54.00	11.88	H
5439.400	42.33	-25.45	34.40	33.38	54.00	11.67	V
11400.100	32.95	-32.34	38.00	27.29	54.00	21.05	H
15927.600	36.73	-27.79	40.30	24.23	54.00	17.27	V
17749.200	35.98	-26.52	40.35	22.14	54.00	18.02	V
17959.300	37.19	-26.09	40.20	23.08	54.00	16.81	V

Channel 144

Frequency (MHz)	Measurement Result (dBuV/m)	Cable Loss (dB)	Antenna Factor (dB/m)	Receiver Reading (dBuV)	Limit (dBuV/m)	Margin (dB)	Antenna Pol. (H/V)
5440.800	42.6	-25.4	34.4	33.67	54.00	11.4	V
5455.200	42.8	-25.4	34.4	33.70	54.00	11.2	H
11439.600	32.0	-32.4	38.0	26.40	54.00	22.0	H
15842.900	35.7	-28.2	40.3	23.59	54.00	18.3	V
17748.100	35.5	-26.5	40.4	21.66	54.00	18.5	H
17946.900	35.9	-26.1	40.2	21.86	54.00	18.1	H

802.11ac-HT40

Channel 38

Frequency (MHz)	Measurement Result (dBuV/m)	Cable Loss (dB)	Antenna Factor (dB/m)	Receiver Reading (dBuV)	Limit (dBuV/m)	Margin (dB)	Antenna Pol. (H/V)
5149.200	47.55	-25.70	34.10	39.15	54.00	6.45	V
5150.000	47.71	-25.70	34.10	39.31	54.00	6.29	V
11811.400	34.02	-31.97	38.62	27.37	54.00	19.98	V
15570.100	34.56	-28.78	39.90	23.44	54.00	19.44	H
17860.300	35.87	-26.32	40.24	21.95	54.00	18.13	H
17959.300	36.60	-26.09	40.20	22.49	54.00	17.40	V

©Copyright. All rights reserved by CTTL.

Channel 46

Frequency (MHz)	Measurement Result (dBuV/m)	Cable Loss (dB)	Antenna Factor (dB/m)	Receiver Reading (dBuV)	Limit (dBuV/m)	Margin (dB)	Antenna Pol. (H/V)
5148.200	43.57	-25.69	34.10	35.17	54.00	10.43	V
5150.000	43.67	-25.70	34.10	35.27	54.00	10.33	V
11935.700	34.03	-31.70	38.80	26.93	54.00	19.97	H
15690.000	34.38	-28.53	39.99	22.92	54.00	19.62	V
17771.200	35.78	-26.49	40.33	21.94	54.00	18.22	H
17961.500	36.49	-26.09	40.20	22.38	54.00	17.51	H

Channel 54

Frequency (MHz)	Measurement Result (dBuV/m)	Cable Loss (dB)	Antenna Factor (dB/m)	Receiver Reading (dBuV)	Limit (dBuV/m)	Margin (dB)	Antenna Pol. (H/V)
5350.400	43.21	-25.76	34.30	34.67	54.00	10.79	V
5352.800	43.20	-25.76	34.31	34.65	54.00	10.80	V
11884.000	34.61	-31.85	38.77	27.69	54.00	19.39	H
15809.900	35.85	-28.32	40.30	23.86	54.00	18.15	H
17747.000	35.95	-26.52	40.35	22.11	54.00	18.05	V
17969.200	36.90	-26.07	40.20	22.77	54.00	17.10	V

Channel 62

Frequency (MHz)	Measurement Result (dBuV/m)	Cable Loss (dB)	Antenna Factor (dB/m)	Receiver Reading (dBuV)	Limit (dBuV/m)	Margin (dB)	Antenna Pol. (H/V)
5350.200	47.21	-25.76	34.30	38.67	54.00	6.79	V
5351.400	46.55	-25.76	34.30	38.00	54.00	7.45	V
10620.100	31.71	-33.33	37.90	27.14	54.00	22.29	V
15929.800	36.69	-27.78	40.30	24.18	54.00	17.31	V
17782.200	36.01	-26.48	40.32	22.17	54.00	17.99	H
17947.200	36.71	-26.12	40.20	22.63	54.00	17.29	H

©Copyright. All rights reserved by CTTL.

Channel 102

Frequency (MHz)	Measurement Result (dBuV/m)	Cable Loss (dB)	Antenna Factor (dB/m)	Receiver Reading (dBuV)	Limit (dBuV/m)	Margin (dB)	Antenna Pol. (H/V)
5456.000	43.22	-25.35	34.41	34.16	54.00	10.78	V
5458.600	43.19	-25.34	34.42	34.11	54.00	10.81	V
11020.500	33.04	-32.62	37.92	27.74	54.00	20.96	V
15929.800	36.62	-27.78	40.30	24.10	54.00	17.38	H
17771.200	36.12	-26.49	40.33	22.28	54.00	17.88	H
17958.200	36.92	-26.10	40.20	22.81	54.00	17.08	V

Channel 118

Frequency (MHz)	Measurement Result (dBuV/m)	Cable Loss (dB)	Antenna Factor (dB/m)	Receiver Reading (dBuV)	Limit (dBuV/m)	Margin (dB)	Antenna Pol. (H/V)
5437.000	42.55	-25.47	34.40	33.62	54.00	11.45	V
5456.600	42.71	-25.35	34.41	33.65	54.00	11.29	V
11180.000	32.89	-32.10	38.00	26.99	54.00	21.11	H
15831.900	36.02	-28.22	40.30	23.94	54.00	17.98	H
17732.700	35.70	-26.54	40.37	21.87	54.00	18.30	V
17949.400	36.09	-26.12	40.20	22.01	54.00	17.91	H

Channel 134

Frequency (MHz)	Measurement Result (dBuV/m)	Cable Loss (dB)	Antenna Factor (dB/m)	Receiver Reading (dBuV)	Limit (dBuV/m)	Margin (dB)	Antenna Pol. (H/V)
5449.000	42.64	-25.39	34.40	33.63	54.00	11.36	V
5452.000	42.52	-25.37	34.40	33.48	54.00	11.48	V
11339.500	33.04	-32.19	38.00	27.23	54.00	20.96	H
15853.900	35.80	-28.12	40.30	23.62	54.00	18.20	V
17756.900	35.25	-26.51	40.34	21.42	54.00	18.75	V
17980.200	35.83	-26.04	40.20	21.67	54.00	18.17	V

©Copyright. All rights reserved by CTTL.

Channel 142

Frequency (MHz)	Measurement Result (dBuV/m)	Cable Loss (dB)	Antenna Factor (dB/m)	Receiver Reading (dBuV)	Limit (dBuV/m)	Margin (dB)	Antenna Pol. (H/V)
5436.600	42.7	-25.5	34.4	33.82	54.00	11.3	V
5447.600	42.8	-25.4	34.4	33.76	54.00	11.2	V
11419.800	32.6	-32.4	38.0	26.95	54.00	21.4	V
15936.400	35.5	-27.8	40.3	22.96	54.00	18.5	H
17771.200	35.6	-26.5	40.3	21.72	54.00	18.4	H
17971.400	35.8	-26.1	40.2	21.67	54.00	18.2	H

802.11ac-HT80

Channel 42

Frequency (MHz)	Measurement Result (dBuV/m)	Cable Loss (dB)	Antenna Factor (dB/m)	Receiver Reading (dBuV)	Limit (dBuV/m)	Margin (dB)	Antenna Pol. (H/V)
5149.000	49.24	-25.70	34.10	40.84	54.00	4.76	V
5150.000	49.49	-25.70	34.10	41.09	54.00	4.51	V
11843.300	34.73	-31.96	38.69	28.00	54.00	19.27	V
15629.500	35.52	-28.64	39.93	24.23	54.00	18.48	V
17772.300	36.05	-26.49	40.33	22.21	54.00	17.95	H
17959.300	37.23	-26.09	40.20	23.12	54.00	16.77	H

Channel 58

Frequency (MHz)	Measurement Result (dBuV/m)	Cable Loss (dB)	Antenna Factor (dB/m)	Receiver Reading (dBuV)	Limit (dBuV/m)	Margin (dB)	Antenna Pol. (H/V)
5350.600	48.86	-25.76	34.30	40.32	54.00	5.14	V
5354.200	48.01	-25.76	34.31	39.46	54.00	5.99	V
11838.900	34.62	-31.96	38.68	27.91	54.00	19.38	V
15870.400	36.00	-28.05	40.30	23.75	54.00	18.00	H
17782.200	35.94	-26.48	40.32	22.10	54.00	18.06	V
17985.700	37.12	-26.03	40.20	22.95	54.00	16.88	V

©Copyright. All rights reserved by CTTL.

Channel 106

Frequency (MHz)	Measurement Result (dBuV/m)	Cable Loss (dB)	Antenna Factor (dB/m)	Receiver Reading (dBuV)	Limit (dBuV/m)	Margin (dB)	Antenna Pol. (H/V)
5457.200	43.62	-25.34	34.41	34.55	54.00	10.38	V
5460.000	43.51	-25.33	34.42	34.42	54.00	10.49	V
11060.100	32.77	-32.49	37.96	27.30	54.00	21.23	H
15928.700	35.44	-27.79	40.30	22.93	54.00	18.56	H
17764.600	35.45	-26.50	40.34	21.61	54.00	18.55	V
17956.000	35.70	-26.10	40.20	21.60	54.00	18.30	H

Channel 122

Frequency (MHz)	Measurement Result (dBuV/m)	Cable Loss (dB)	Antenna Factor (dB/m)	Receiver Reading (dBuV)	Limit (dBuV/m)	Margin (dB)	Antenna Pol. (H/V)
5433.800	42.60	-25.49	34.40	33.69	54.00	11.40	V
5450.600	42.69	-25.38	34.40	33.67	54.00	11.31	V
11219.600	32.61	-32.06	38.00	26.67	54.00	21.39	H
15829.700	35.26	-28.23	40.30	23.18	54.00	18.74	V
17772.300	35.42	-26.49	40.33	21.58	54.00	18.58	V
17992.300	35.48	-26.08	40.20	21.35	54.00	18.52	H

Channel 138

Frequency (MHz)	Measurement Result (dBuV/m)	Cable Loss (dB)	Antenna Factor (dB/m)	Receiver Reading (dBuV)	Limit (dBuV/m)	Margin (dB)	Antenna Pol. (H/V)
5425.600	42.6	-25.5	34.4	33.76	54.00	11.4	V
5448.800	42.7	-25.4	34.4	33.65	54.00	11.3	V
11380.200	32.4	-32.3	38.0	26.69	54.00	21.6	H
15850.600	35.6	-28.1	40.3	23.45	54.00	18.4	H
17775.600	35.5	-26.5	40.3	21.69	54.00	18.5	H
17957.100	35.8	-26.1	40.2	21.72	54.00	18.2	H

©Copyright. All rights reserved by CTTL.

PEAK Results:

802.11a

Channel 36

Frequency (MHz)	Measurement Result (dBuV/m)	Cable Loss (dB)	Antenna Factor (dB/m)	Receiver Reading (dBuV)	Limit (dBuV/m)	Margin (dB)	Antenna Pol. (H/V)
5148.155	61.42	-25.69	34.10	53.02	74.00	12.58	H
5149.958	61.21	-25.70	34.10	52.81	74.00	12.79	H
10359.950	44.89	-33.07	37.62	40.34	68.30	23.41	V
15539.850	46.45	-28.84	39.90	35.40	74.00	27.55	V
16886.250	49.35	-27.20	41.39	35.16	68.30	18.95	H
17271.250	50.23	-26.90	40.86	36.27	68.30	18.07	H

Channel 40

Frequency (MHz)	Measurement Result (dBuV/m)	Cable Loss (dB)	Antenna Factor (dB/m)	Receiver Reading (dBuV)	Limit (dBuV/m)	Margin (dB)	Antenna Pol. (H/V)
5167.800	59.97	-25.75	34.14	51.58	68.30	8.33	V
5228.800	61.95	-25.75	34.20	53.50	68.30	6.35	H
10400.100	45.64	-33.17	37.70	41.11	68.30	22.66	H
15599.800	46.29	-28.71	39.90	35.10	74.00	27.71	V
16880.200	49.78	-27.21	41.38	35.61	68.30	18.52	H
17231.100	49.54	-26.91	40.94	35.51	68.30	18.76	V

Channel 48

Frequency (MHz)	Measurement Result (dBuV/m)	Cable Loss (dB)	Antenna Factor (dB/m)	Receiver Reading (dBuV)	Limit (dBuV/m)	Margin (dB)	Antenna Pol. (H/V)
5205.600	60.84	-25.78	34.20	52.41	68.30	7.46	V
5270.200	60.78	-25.78	34.28	52.28	68.30	7.52	H
10479.850	47.06	-33.11	37.78	42.39	68.30	21.24	H
15720.025	45.73	-28.48	40.06	34.15	74.00	28.27	V
16454.000	49.52	-27.62	40.86	36.28	68.30	18.77	H
17272.900	50.48	-26.90	40.85	36.53	68.30	17.82	H

©Copyright. All rights reserved by CTTL.

Channel 52

Frequency (MHz)	Measurement Result (dBuV/m)	Cable Loss (dB)	Antenna Factor (dB/m)	Receiver Reading (dBuV)	Limit (dBuV/m)	Margin (dB)	Antenna Pol. (H/V)
5230.000	60.36	-25.75	34.20	51.92	68.30	7.94	H
5288.400	60.01	-25.80	34.35	51.46	68.30	8.29	H
10521.100	48.18	-33.11	37.82	43.46	68.30	20.12	H
15780.200	46.41	-28.38	40.24	34.54	74.00	27.59	V
16762.500	50.40	-27.35	41.26	36.49	68.30	17.90	V
17248.150	50.60	-26.90	40.90	36.61	68.30	17.70	H

Channel 56

Frequency (MHz)	Measurement Result (dBuV/m)	Cable Loss (dB)	Antenna Factor (dB/m)	Receiver Reading (dBuV)	Limit (dBuV/m)	Margin (dB)	Antenna Pol. (H/V)
5249.200	62.33	-25.76	34.20	53.89	68.30	5.97	H
5311.600	61.51	-25.79	34.38	52.92	68.30	6.79	V
10557.400	47.87	-33.19	37.86	43.21	68.30	20.43	H
15840.150	49.04	-28.18	40.30	36.92	74.00	24.96	V
16846.100	50.36	-27.25	41.35	36.26	68.30	17.94	H
17550.650	50.43	-26.71	40.70	36.44	68.30	17.87	V

Channel 64

Frequency (MHz)	Measurement Result (dBuV/m)	Cable Loss (dB)	Antenna Factor (dB/m)	Receiver Reading (dBuV)	Limit (dBuV/m)	Margin (dB)	Antenna Pol. (H/V)
5350.083	61.69	-25.76	34.30	53.15	74.00	12.31	V
5351.717	61.62	-25.76	34.30	53.07	74.00	12.38	V
10643.200	46.07	-33.30	37.90	41.47	74.00	27.93	H
15960.050	50.18	-27.65	40.30	37.53	74.00	23.82	V
16830.150	49.74	-27.26	41.33	35.68	68.30	18.55	H
17245.400	50.48	-26.90	40.91	36.48	68.30	17.81	H

©Copyright. All rights reserved by CTTL.

Channel 100

Frequency (MHz)	Measurement Result (dBuV/m)	Cable Loss (dB)	Antenna Factor (dB/m)	Receiver Reading (dBuV)	Limit (dBuV/m)	Margin (dB)	Antenna Pol. (H/V)
5468.894	62.89	-25.28	34.44	53.73	68.30	5.41	H
5469.541	63.72	-25.28	34.44	54.56	68.30	4.58	H
11001.250	47.31	-32.68	37.90	42.09	74.00	26.69	H
16500.150	48.71	-27.61	41.00	35.32	68.30	19.59	V
17553.400	51.39	-26.71	40.69	37.41	68.30	16.91	H
17067.750	50.55	-27.00	40.96	36.59	68.30	17.75	H

Channel 120

Frequency (MHz)	Measurement Result (dBuV/m)	Cable Loss (dB)	Antenna Factor (dB/m)	Receiver Reading (dBuV)	Limit (dBuV/m)	Margin (dB)	Antenna Pol. (H/V)
5566.000	59.70	-25.12	34.50	50.31	68.30	8.60	H
5635.200	59.73	-24.80	34.50	50.03	68.30	8.57	V
11199.800	44.99	-32.08	38.00	39.07	74.00	29.01	V
16799.900	48.06	-27.30	41.30	34.06	68.30	20.24	H
17249.800	50.61	-26.90	40.90	36.61	68.30	17.69	H
17519.850	50.80	-26.72	40.76	36.77	68.30	17.49	H

Channel 140

Frequency (MHz)	Measurement Result (dBuV/m)	Cable Loss (dB)	Antenna Factor (dB/m)	Receiver Reading (dBuV)	Limit (dBuV/m)	Margin (dB)	Antenna Pol. (H/V)
5726.262	64.89	-24.80	34.65	55.04	68.30	3.41	H
5726.550	63.86	-24.80	34.65	54.01	68.30	4.44	H
11400.000	45.11	-32.34	38.00	39.45	74.00	28.89	V
17100.200	48.64	-26.96	40.90	34.70	68.30	19.66	V
17360.900	50.23	-26.83	40.80	36.26	68.30	18.07	V
17584.200	50.47	-26.69	40.63	36.53	68.30	17.83	H

©Copyright. All rights reserved by CTTL.

Channel 144

Frequency (MHz)	Measurement Result (dBuV/m)	Cable Loss (dB)	Antenna Factor (dB/m)	Receiver Reading (dBuV)	Limit (dBuV/m)	Margin (dB)	Antenna Pol. (H/V)
5686.600	60.7	-24.7	34.6	50.83	68.30	7.6	V
5756.200	60.9	-24.8	34.7	50.97	68.30	7.4	V
11440.150	44.5	-32.4	38.0	38.90	74.00	29.5	V
17160.150	49.0	-26.9	41.0	34.97	68.30	19.3	H
17329.000	49.6	-26.9	40.8	35.70	68.30	18.7	H
17673.000	49.2	-26.6	40.5	35.37	68.30	19.1	H

802.11n-HT20

Channel 36

Frequency (MHz)	Measurement Result (dBuV/m)	Cable Loss (dB)	Antenna Factor (dB/m)	Receiver Reading (dBuV)	Limit (dBuV/m)	Margin (dB)	Antenna Pol. (H/V)
5149.398	62.64	-25.70	34.10	54.24	74.00	11.36	H
5149.783	63.42	-25.70	34.10	55.02	74.00	10.58	V
10359.950	45.01	-33.07	37.62	40.46	68.30	23.29	H
15539.850	46.86	-28.84	39.90	35.80	74.00	27.14	H
16427.550	49.61	-27.61	40.78	36.43	68.30	18.69	H
17225.600	50.16	-26.91	40.95	36.13	68.30	18.13	H

Channel 40

Frequency (MHz)	Measurement Result (dBuV/m)	Cable Loss (dB)	Antenna Factor (dB/m)	Receiver Reading (dBuV)	Limit (dBuV/m)	Margin (dB)	Antenna Pol. (H/V)
5163.600	60.14	-25.74	34.13	51.75	68.30	8.16	H
5231.000	59.79	-25.75	34.20	51.34	68.30	8.51	V
10398.450	47.44	-33.17	37.70	42.92	68.30	20.86	H
15599.800	47.27	-28.71	39.90	36.08	74.00	26.73	H
16896.700	51.20	-27.19	41.40	36.99	68.30	17.10	H
17564.950	50.89	-26.70	40.67	36.92	68.30	17.41	H

©Copyright. All rights reserved by CTTL.

Channel 48

Frequency (MHz)	Measurement Result (dBuV/m)	Cable Loss (dB)	Antenna Factor (dB/m)	Receiver Reading (dBuV)	Limit (dBuV/m)	Margin (dB)	Antenna Pol. (H/V)
5204.000	60.48	-25.78	34.20	52.06	68.30	7.82	V
5276.400	59.36	-25.79	34.31	50.84	68.30	8.94	V
10479.850	45.93	-33.11	37.78	41.26	68.30	22.37	V
15720.250	47.15	-28.48	40.06	35.57	74.00	26.85	H
16779.550	50.29	-27.32	41.28	36.33	68.30	18.01	H
17283.550	50.48	-26.89	40.83	36.54	68.30	17.82	H

Channel 52

Frequency (MHz)	Measurement Result (dBuV/m)	Cable Loss (dB)	Antenna Factor (dB/m)	Receiver Reading (dBuV)	Limit (dBuV/m)	Margin (dB)	Antenna Pol. (H/V)
5229.600	59.96	-25.75	34.20	51.52	68.30	8.34	H
5291.400	61.72	-25.80	34.37	53.15	68.30	6.58	H
10520.000	43.89	-33.11	37.82	39.18	68.30	24.41	H
15780.200	46.60	-28.38	40.24	34.74	68.30	21.70	H
17227.250	50.37	-26.91	40.95	36.33	68.30	17.93	V
17260.800	49.63	-26.90	40.88	35.65	68.30	18.67	H

Channel 56

Frequency (MHz)	Measurement Result (dBuV/m)	Cable Loss (dB)	Antenna Factor (dB/m)	Receiver Reading (dBuV)	Limit (dBuV/m)	Margin (dB)	Antenna Pol. (H/V)
5232.400	57.94	-25.75	34.20	49.49	68.30	10.36	V
5320.600	58.97	-25.78	34.36	50.39	68.30	9.33	H
10560.150	44.38	-33.20	37.86	39.73	68.30	23.92	H
15840.150	47.19	-28.18	40.30	35.07	68.30	21.11	V
17224.500	49.61	-26.91	40.95	35.57	68.30	18.69	V
17267.400	49.59	-26.90	40.87	35.62	68.30	18.71	V

©Copyright. All rights reserved by CTTL.

Channel 64

Frequency (MHz)	Measurement Result (dBuV/m)	Cable Loss (dB)	Antenna Factor (dB/m)	Receiver Reading (dBuV)	Limit (dBuV/m)	Margin (dB)	Antenna Pol. (H/V)
5350.663	60.65	-25.76	34.30	52.11	74.00	13.35	H
5351.352	61.81	-25.76	34.30	53.26	74.00	12.19	V
10636.600	48.77	-33.31	37.90	44.17	68.30	19.53	H
15960.050	49.34	-27.65	40.30	36.69	68.30	18.96	V
17102.950	51.68	-26.96	40.90	37.74	68.30	16.62	H
17151.350	52.56	-26.94	40.95	38.55	68.30	15.74	V

Channel 100

Frequency (MHz)	Measurement Result (dBuV/m)	Cable Loss (dB)	Antenna Factor (dB/m)	Receiver Reading (dBuV)	Limit (dBuV/m)	Margin (dB)	Antenna Pol. (H/V)
5468.059	61.90	-25.29	34.44	52.75	68.30	6.40	H
5469.231	64.19	-25.28	34.44	55.03	68.30	4.11	H
11000.150	45.19	-32.68	37.90	39.97	74.00	28.81	V
16500.150	49.06	-27.61	41.00	35.67	68.30	19.24	H
17363.100	51.02	-26.83	40.80	37.05	68.30	17.28	V
17586.400	50.81	-26.69	40.63	36.87	68.30	17.49	H

Channel 120

Frequency (MHz)	Measurement Result (dBuV/m)	Cable Loss (dB)	Antenna Factor (dB/m)	Receiver Reading (dBuV)	Limit (dBuV/m)	Margin (dB)	Antenna Pol. (H/V)
5568.200	59.40	-25.11	34.50	50.01	68.30	8.90	H
5638.800	61.27	-24.80	34.50	51.56	68.30	7.03	V
11199.800	44.95	-32.08	38.00	39.03	74.00	29.05	V
16799.900	48.73	-27.30	41.30	34.73	68.30	19.56	H
17250.900	50.96	-26.90	40.90	36.96	68.30	17.34	V
17542.950	50.54	-26.71	40.71	36.54	68.30	17.76	V

©Copyright. All rights reserved by CTTL.

Channel 140

Frequency (MHz)	Measurement Result (dBuV/m)	Cable Loss (dB)	Antenna Factor (dB/m)	Receiver Reading (dBuV)	Limit (dBuV/m)	Margin (dB)	Antenna Pol. (H/V)
5725.000	63.26	-24.80	34.65	53.41	68.30	5.04	V
5726.475	63.25	-24.80	34.65	53.40	68.30	5.05	V
11400.000	45.64	-32.34	38.00	39.98	74.00	28.36	H
17100.200	47.61	-26.96	40.90	33.68	68.30	20.69	H
17250.900	50.83	-26.90	40.90	36.84	68.30	17.47	V
17638.650	50.56	-26.66	40.52	36.70	68.30	17.74	H

Channel 144

Frequency (MHz)	Measurement Result (dBuV/m)	Cable Loss (dB)	Antenna Factor (dB/m)	Receiver Reading (dBuV)	Limit (dBuV/m)	Margin (dB)	Antenna Pol. (H/V)
5686.600	59.7	-24.7	34.6	49.88	68.30	8.6	V
5758.800	63.0	-24.8	34.7	53.04	68.30	5.3	V
11440.150	43.7	-32.4	38.0	38.17	74.00	30.3	H
17160.150	47.9	-26.9	41.0	33.88	68.30	20.4	V
17371.350	49.8	-26.8	40.8	35.78	68.30	18.5	V
17670.550	49.5	-26.6	40.5	35.64	68.30	18.8	V

802.11n-HT40

Channel 38

Frequency (MHz)	Measurement Result (dBuV/m)	Cable Loss (dB)	Antenna Factor (dB/m)	Receiver Reading (dBuV)	Limit (dBuV/m)	Margin (dB)	Antenna Pol. (H/V)
5149.047	68.96	-25.70	34.10	60.56	74.00	5.04	V
5149.712	68.61	-25.70	34.10	60.21	74.00	5.39	H
10379.750	44.17	-33.12	37.66	39.63	68.30	24.13	H
15570.100	46.38	-28.78	39.90	35.26	74.00	27.62	H
16736.650	50.14	-27.39	41.24	36.29	68.30	18.16	H
17244.300	50.13	-26.91	40.91	36.12	68.30	18.17	V

©Copyright. All rights reserved by CTTL.

Channel 46

Frequency (MHz)	Measurement Result (dBuV/m)	Cable Loss (dB)	Antenna Factor (dB/m)	Receiver Reading (dBuV)	Limit (dBuV/m)	Margin (dB)	Antenna Pol. (H/V)
5180.600	59.54	-25.79	34.16	51.16	68.30	8.76	H
5279.000	59.87	-25.79	34.32	51.34	68.30	8.43	H
10460.050	45.03	-33.13	37.76	40.40	68.30	23.27	V
15690.000	46.39	-28.53	39.99	34.93	74.00	27.61	H
16746.000	50.09	-27.38	41.25	36.22	68.30	18.21	H
17418.650	50.38	-26.79	40.80	36.37	68.30	17.92	V

Channel 54

Frequency (MHz)	Measurement Result (dBuV/m)	Cable Loss (dB)	Antenna Factor (dB/m)	Receiver Reading (dBuV)	Limit (dBuV/m)	Margin (dB)	Antenna Pol. (H/V)
5219.400	59.47	-25.76	34.20	51.03	68.30	8.83	H
5316.000	60.23	-25.78	34.37	51.64	68.30	8.07	H
10539.800	45.22	-33.15	37.84	40.54	68.30	23.08	V
15809.900	49.64	-28.32	40.30	37.65	74.00	24.36	H
16772.400	51.01	-27.33	41.27	37.07	68.30	17.29	V
17529.200	50.98	-26.72	40.74	36.96	68.30	17.32	V

Channel 62

Frequency (MHz)	Measurement Result (dBuV/m)	Cable Loss (dB)	Antenna Factor (dB/m)	Receiver Reading (dBuV)	Limit (dBuV/m)	Margin (dB)	Antenna Pol. (H/V)
5350.258	69.67	-25.76	34.30	61.13	74.00	4.33	H
5351.096	70.72	-25.76	34.30	62.17	74.00	3.28	V
10579.950	44.12	-33.25	37.88	39.48	68.30	24.18	H
15869.850	47.56	-28.05	40.30	35.31	74.00	26.44	H
16750.400	50.71	-27.37	41.25	36.82	68.30	17.59	V
17230.000	50.65	-26.91	40.94	36.62	68.30	17.65	V

©Copyright. All rights reserved by CTTL.

Channel 102

Frequency (MHz)	Measurement Result (dBuV/m)	Cable Loss (dB)	Antenna Factor (dB/m)	Receiver Reading (dBuV)	Limit (dBuV/m)	Margin (dB)	Antenna Pol. (H/V)
5468.331	65.10	-25.29	34.44	55.95	68.30	3.20	V
5469.137	63.34	-25.28	34.44	54.18	68.30	4.96	V
11019.950	44.99	-32.62	37.92	39.69	74.00	29.01	V
16529.850	47.87	-27.61	41.03	34.45	68.30	20.43	V
17166.200	49.89	-26.93	40.97	35.85	68.30	18.41	H
17442.850	50.54	-26.77	40.80	36.50	68.30	17.76	H

Channel 118

Frequency (MHz)	Measurement Result (dBuV/m)	Cable Loss (dB)	Antenna Factor (dB/m)	Receiver Reading (dBuV)	Limit (dBuV/m)	Margin (dB)	Antenna Pol. (H/V)
5543.200	58.98	-25.14	34.50	49.61	68.30	9.32	H
5640.800	60.49	-24.79	34.50	50.79	68.30	7.81	V
11180.000	44.32	-32.10	38.00	38.42	74.00	29.68	V
16770.200	48.85	-27.34	41.27	34.92	68.30	19.45	V
17238.250	50.71	-26.91	40.92	36.69	68.30	17.59	H
17514.350	50.78	-26.73	40.77	36.74	68.30	17.52	H

Channel 134

Frequency (MHz)	Measurement Result (dBuV/m)	Cable Loss (dB)	Antenna Factor (dB/m)	Receiver Reading (dBuV)	Limit (dBuV/m)	Margin (dB)	Antenna Pol. (H/V)
5726.575	62.21	-24.80	34.65	52.36	68.30	6.09	H
5728.675	61.61	-24.80	34.66	51.76	68.30	6.69	H
11340.050	46.03	-32.19	38.00	40.22	74.00	27.97	H
17010.000	48.34	-27.06	41.08	34.32	68.30	19.96	H
17215.700	50.67	-26.91	40.97	36.61	68.30	17.63	V
17544.050	51.12	-26.71	40.71	37.12	68.30	17.18	H

©Copyright. All rights reserved by CTTL.

Channel 142

Frequency (MHz)	Measurement Result (dBuV/m)	Cable Loss (dB)	Antenna Factor (dB/m)	Receiver Reading (dBuV)	Limit (dBuV/m)	Margin (dB)	Antenna Pol. (H/V)
5663.400	59.7	-24.7	34.5	49.87	68.30	8.6	V
5760.600	60.6	-24.8	34.7	50.71	68.30	7.7	V
11419.800	44.5	-32.4	38.0	38.90	74.00	29.5	H
17129.900	48.0	-26.9	40.9	34.06	68.30	20.3	H
17345.500	50.0	-26.8	40.8	36.01	68.30	18.3	V
17544.600	49.8	-26.7	40.7	35.77	68.30	18.5	V

802.11ac-HT20

Channel 36

Frequency (MHz)	Measurement Result (dBuV/m)	Cable Loss (dB)	Antenna Factor (dB/m)	Receiver Reading (dBuV)	Limit (dBuV/m)	Margin (dB)	Antenna Pol. (H/V)
5148.470	61.69	-25.70	34.10	53.29	74.00	12.31	H
5149.608	63.91	-25.70	34.10	55.51	74.00	10.09	V
10359.950	46.86	-33.07	37.62	42.31	68.30	21.44	H
15539.850	46.80	-28.84	39.90	35.74	74.00	27.20	H
16734.450	50.00	-27.39	41.23	36.16	68.30	18.30	H
17247.050	50.06	-26.90	40.91	36.06	68.30	18.24	H

Channel 40

Frequency (MHz)	Measurement Result (dBuV/m)	Cable Loss (dB)	Antenna Factor (dB/m)	Receiver Reading (dBuV)	Limit (dBuV/m)	Margin (dB)	Antenna Pol. (H/V)
5166.000	60.07	-25.74	34.13	51.68	68.30	8.23	H
5229.400	60.87	-25.75	34.20	52.42	68.30	7.43	H
10400.000	44.90	-33.17	37.70	40.38	68.30	23.40	V
15599.800	46.78	-28.71	39.90	35.59	74.00	27.22	H
16754.250	50.67	-27.36	41.25	36.78	68.30	17.63	V
17198.650	50.27	-26.92	41.00	36.19	68.30	18.03	V

©Copyright. All rights reserved by CTTL.

Channel 48

Frequency (MHz)	Measurement Result (dBuV/m)	Cable Loss (dB)	Antenna Factor (dB/m)	Receiver Reading (dBuV)	Limit (dBuV/m)	Margin (dB)	Antenna Pol. (H/V)
5198.600	59.03	-25.79	34.20	50.62	68.30	9.27	V
5270.200	60.25	-25.78	34.28	51.75	68.30	8.05	H
10479.850	44.62	-33.11	37.78	39.95	68.30	23.68	V
15720.250	46.76	-28.48	40.06	35.18	74.00	27.24	V
16815.300	50.14	-27.28	41.32	36.11	68.30	18.16	V
17196.450	50.42	-26.92	41.00	36.35	68.30	17.88	H

Channel 52

Frequency (MHz)	Measurement Result (dBuV/m)	Cable Loss (dB)	Antenna Factor (dB/m)	Receiver Reading (dBuV)	Limit (dBuV/m)	Margin (dB)	Antenna Pol. (H/V)
5229.000	59.61	-25.75	34.20	51.16	68.30	8.69	H
5286.800	61.43	-25.80	34.35	52.88	68.30	6.87	H
10520.000	47.71	-33.11	37.82	43.00	68.30	20.59	V
15780.200	46.48	-28.38	40.24	34.62	74.00	27.52	V
16816.400	49.26	-27.28	41.32	35.22	68.30	19.04	V
17226.700	50.16	-26.91	40.95	36.12	68.30	18.14	V

Channel 56

Frequency (MHz)	Measurement Result (dBuV/m)	Cable Loss (dB)	Antenna Factor (dB/m)	Receiver Reading (dBuV)	Limit (dBuV/m)	Margin (dB)	Antenna Pol. (H/V)
5250.400	63.47	-25.76	34.20	55.03	68.30	4.83	V
5309.000	61.06	-25.79	34.38	52.47	68.30	7.24	H
10566.200	48.05	-33.22	37.87	43.39	68.30	20.25	H
15840.150	46.93	-28.18	40.30	34.81	68.30	21.37	H
17225.050	49.65	-26.91	40.95	35.61	68.30	18.65	V
17251.450	50.19	-26.90	40.90	36.19	68.30	18.11	V

©Copyright. All rights reserved by CTTL.

Channel 64

Frequency (MHz)	Measurement Result (dBuV/m)	Cable Loss (dB)	Antenna Factor (dB/m)	Receiver Reading (dBuV)	Limit (dBuV/m)	Margin (dB)	Antenna Pol. (H/V)
5350.434	61.30	-25.76	34.30	52.75	74.00	12.70	H
5351.865	61.42	-25.76	34.30	52.87	74.00	12.58	H
10636.050	47.80	-33.31	37.90	43.20	74.00	26.20	H
15960.050	48.31	-27.65	40.30	35.66	74.00	25.69	V
16836.750	50.31	-27.26	41.34	36.23	68.30	17.99	V
17520.400	50.33	-26.72	40.76	36.29	68.30	17.97	V

Channel 100

Frequency (MHz)	Measurement Result (dBuV/m)	Cable Loss (dB)	Antenna Factor (dB/m)	Receiver Reading (dBuV)	Limit (dBuV/m)	Margin (dB)	Antenna Pol. (H/V)
5468.219	63.75	-25.29	34.44	54.60	68.30	4.55	V
5469.156	63.62	-25.28	34.44	54.46	68.30	4.68	V
11000.150	45.90	-32.68	37.90	40.68	74.00	28.10	V
16500.150	48.52	-27.61	41.00	35.13	68.30	19.78	V
16796.600	50.89	-27.30	41.30	36.89	68.30	17.41	H
17550.100	50.78	-26.71	40.70	36.79	68.30	17.52	V

Channel 120

Frequency (MHz)	Measurement Result (dBuV/m)	Cable Loss (dB)	Antenna Factor (dB/m)	Receiver Reading (dBuV)	Limit (dBuV/m)	Margin (dB)	Antenna Pol. (H/V)
5567.400	58.52	-25.11	34.50	49.13	68.30	9.78	V
5635.800	59.58	-24.80	34.50	49.89	68.30	8.72	V
11199.800	44.87	-32.08	38.00	38.95	74.00	29.13	V
16799.900	48.72	-27.30	41.30	34.72	68.30	19.58	V
17163.450	50.85	-26.93	40.96	36.82	68.30	17.45	H
17420.850	51.36	-26.78	40.80	37.34	68.30	16.94	V

©Copyright. All rights reserved by CTTL.

Channel 140

Frequency (MHz)	Measurement Result (dBuV/m)	Cable Loss (dB)	Antenna Factor (dB/m)	Receiver Reading (dBuV)	Limit (dBuV/m)	Margin (dB)	Antenna Pol. (H/V)
5725.175	61.71	-24.80	34.65	51.86	68.30	6.59	V
5725.275	61.26	-24.80	34.65	51.41	68.30	7.04	V
11400.100	45.13	-32.34	38.00	39.47	74.00	28.87	V
17100.200	47.62	-26.96	40.90	33.68	68.30	20.68	V
17274.550	50.88	-26.89	40.85	36.93	68.30	17.42	V
17556.150	50.83	-26.71	40.69	36.85	68.30	17.47	V

Channel 144

Frequency (MHz)	Measurement Result (dBuV/m)	Cable Loss (dB)	Antenna Factor (dB/m)	Receiver Reading (dBuV)	Limit (dBuV/m)	Margin (dB)	Antenna Pol. (H/V)
5685.600	61.3	-24.7	34.6	51.46	68.30	7.0	V
5761.200	61.1	-24.8	34.7	51.13	68.30	7.3	V
11440.150	45.1	-32.4	38.0	39.56	74.00	28.9	H
17160.150	49.4	-26.9	41.0	35.34	68.30	18.9	H
17250.900	50.2	-26.9	40.9	36.18	68.30	18.1	V
17640.850	49.3	-26.7	40.5	35.43	68.30	19.0	V

802.11ac-HT40

Channel 38

Frequency (MHz)	Measurement Result (dBuV/m)	Cable Loss (dB)	Antenna Factor (dB/m)	Receiver Reading (dBuV)	Limit (dBuV/m)	Margin (dB)	Antenna Pol. (H/V)
5147.927	69.78	-25.69	34.10	61.38	74.00	4.22	V
5149.188	69.78	-25.70	34.10	61.38	74.00	4.22	V
10379.750	44.22	-33.12	37.66	39.68	68.30	24.08	V
15570.100	47.17	-28.78	39.90	36.05	74.00	26.83	V
17246.500	50.44	-26.90	40.91	36.44	68.30	17.86	H
17538.550	50.60	-26.72	40.72	36.60	68.30	17.70	H

©Copyright. All rights reserved by CTTL.

Channel 46

Frequency (MHz)	Measurement Result (dBuV/m)	Cable Loss (dB)	Antenna Factor (dB/m)	Receiver Reading (dBuV)	Limit (dBuV/m)	Margin (dB)	Antenna Pol. (H/V)
5182.000	62.20	-25.79	34.16	53.82	68.30	6.10	H
5279.400	62.54	-25.79	34.32	54.01	68.30	5.76	V
10460.050	45.08	-33.13	37.76	40.46	68.30	23.22	V
15690.000	46.02	-28.53	39.99	34.56	74.00	27.98	V
16866.450	50.25	-27.22	41.37	36.10	68.30	18.05	H
17492.350	50.43	-26.74	40.80	36.37	68.30	17.87	V

Channel 54

Frequency (MHz)	Measurement Result (dBuV/m)	Cable Loss (dB)	Antenna Factor (dB/m)	Receiver Reading (dBuV)	Limit (dBuV/m)	Margin (dB)	Antenna Pol. (H/V)
5222.800	60.73	-25.76	34.20	52.29	68.30	7.57	V
5316.000	60.12	-25.78	34.37	51.54	68.30	8.18	H
10539.800	45.35	-33.15	37.84	40.67	68.30	22.95	H
15809.900	48.17	-28.32	40.30	36.19	74.00	25.83	H
16764.700	50.70	-27.34	41.26	36.78	68.30	17.59	V
17250.900	50.79	-26.90	40.90	36.80	68.30	17.51	V

Channel 62

Frequency (MHz)	Measurement Result (dBuV/m)	Cable Loss (dB)	Antenna Factor (dB/m)	Receiver Reading (dBuV)	Limit (dBuV/m)	Margin (dB)	Antenna Pol. (H/V)
5350.920	69.51	-25.76	34.30	60.97	74.00	4.49	H
5351.406	67.18	-25.76	34.30	58.64	74.00	6.82	V
10620.100	43.15	-33.33	37.90	38.58	74.00	30.85	H
15929.800	48.24	-27.78	40.30	35.72	74.00	25.76	H
16739.950	50.49	-27.38	41.24	36.64	68.30	17.81	H
16931.900	49.55	-27.15	41.30	35.40	68.30	18.75	V

©Copyright. All rights reserved by CTTL.

Channel 102

Frequency (MHz)	Measurement Result (dBuV/m)	Cable Loss (dB)	Antenna Factor (dB/m)	Receiver Reading (dBuV)	Limit (dBuV/m)	Margin (dB)	Antenna Pol. (H/V)
5467.769	64.53	-25.29	34.44	55.38	68.30	3.77	V
5469.531	63.43	-25.28	34.44	54.27	68.30	4.87	V
11019.950	45.10	-32.62	37.92	39.80	74.00	28.90	H
16529.850	49.04	-27.61	41.03	35.62	68.30	19.26	H
17115.050	51.46	-26.95	40.92	37.49	68.30	16.84	H
17490.700	51.16	-26.74	40.80	37.10	68.30	17.14	V

Channel 118

Frequency (MHz)	Measurement Result (dBuV/m)	Cable Loss (dB)	Antenna Factor (dB/m)	Receiver Reading (dBuV)	Limit (dBuV/m)	Margin (dB)	Antenna Pol. (H/V)
5542.400	59.70	-25.14	34.50	50.34	68.30	8.60	H
5646.200	59.42	-24.78	34.50	49.71	68.30	8.88	V
11180.000	44.94	-32.10	38.00	39.04	74.00	29.06	V
16770.200	48.54	-27.34	41.27	34.61	68.30	19.76	V
17247.600	50.49	-26.90	40.90	36.49	68.30	17.81	H
17584.200	49.69	-26.69	40.63	35.75	68.30	18.61	H

Channel 134

Frequency (MHz)	Measurement Result (dBuV/m)	Cable Loss (dB)	Antenna Factor (dB/m)	Receiver Reading (dBuV)	Limit (dBuV/m)	Margin (dB)	Antenna Pol. (H/V)
5726.150	63.68	-24.80	34.65	53.83	68.30	4.62	H
5728.125	61.49	-24.80	34.66	51.64	68.30	6.81	H
11340.050	45.53	-32.19	38.00	39.72	74.00	28.47	H
17010.000	46.55	-27.06	41.08	32.53	68.30	21.75	V
17229.450	50.58	-26.91	40.94	36.55	68.30	17.72	H
17444.500	49.58	-26.76	40.80	35.54	68.30	18.72	H

©Copyright. All rights reserved by CTTL.

Channel 142

Frequency (MHz)	Measurement Result (dBuV/m)	Cable Loss (dB)	Antenna Factor (dB/m)	Receiver Reading (dBuV)	Limit (dBuV/m)	Margin (dB)	Antenna Pol. (H/V)
5662.000	60.1	-24.7	34.5	50.28	68.30	8.2	V
5765.200	59.3	-24.8	34.7	49.40	68.30	9.0	V
11419.800	46.0	-32.4	38.0	40.39	74.00	28.0	V
17129.900	47.3	-26.9	40.9	33.35	68.30	21.0	V
17288.300	49.3	-26.9	40.8	35.38	68.30	19.0	H
17553.400	49.0	-26.7	40.7	34.97	68.30	19.3	V

802.11ac-HT80

Channel 42

Frequency (MHz)	Measurement Result (dBuV/m)	Cable Loss (dB)	Antenna Factor (dB/m)	Receiver Reading (dBuV)	Limit (dBuV/m)	Margin (dB)	Antenna Pol. (H/V)
5146.738	70.05	-25.69	34.09	61.64	74.00	3.95	V
5149.415	69.86	-25.70	34.10	61.46	74.00	4.14	V
10419.900	46.37	-33.18	37.72	41.83	68.30	21.93	V
15630.000	47.47	-28.64	39.93	36.18	74.00	26.53	H
17056.200	51.35	-27.01	40.99	37.38	68.30	16.95	V
17278.950	51.08	-26.89	40.84	37.13	68.30	17.22	H

Channel 58

Frequency (MHz)	Measurement Result (dBuV/m)	Cable Loss (dB)	Antenna Factor (dB/m)	Receiver Reading (dBuV)	Limit (dBuV/m)	Margin (dB)	Antenna Pol. (H/V)
5350.798	68.24	-25.76	34.30	59.70	74.00	5.76	V
5353.660	68.67	-25.76	34.31	60.12	74.00	5.33	V
10579.950	44.74	-33.25	37.88	40.11	68.30	23.56	V
15869.850	48.97	-28.05	40.30	36.72	74.00	25.03	H
16813.650	50.73	-27.28	41.31	36.70	68.30	17.57	V
17230.000	51.05	-26.91	40.94	37.02	68.30	17.25	H

©Copyright. All rights reserved by CTTL.

Channel 106

Frequency (MHz)	Measurement Result (dBuV/m)	Cable Loss (dB)	Antenna Factor (dB/m)	Receiver Reading (dBuV)	Limit (dBuV/m)	Margin (dB)	Antenna Pol. (H/V)
5468.105	63.13	-25.29	34.44	53.98	68.30	5.17	V
5469.625	63.71	-25.28	34.44	54.55	68.30	4.59	V
11060.100	44.66	-32.49	37.96	39.18	74.00	29.34	V
16589.800	46.88	-27.60	41.09	33.38	68.30	21.42	H
17151.900	49.74	-26.94	40.95	35.73	68.30	18.55	H
17226.700	49.69	-26.91	40.95	35.65	68.30	18.61	V

Channel 122

Frequency (MHz)	Measurement Result (dBuV/m)	Cable Loss (dB)	Antenna Factor (dB/m)	Receiver Reading (dBuV)	Limit (dBuV/m)	Margin (dB)	Antenna Pol. (H/V)
5725.425	58.61	-24.80	34.65	48.76	68.30	9.69	V
5727.762	58.88	-24.80	34.66	49.03	68.30	9.41	V
11200.150	48.30	-32.08	38.00	42.38	74.00	25.70	H
16830.150	46.55	-27.26	41.33	32.48	68.30	21.75	H
17254.750	49.97	-26.90	40.89	35.98	68.30	18.33	H
17544.600	49.19	-26.71	40.71	35.19	68.30	19.11	H

Channel 138

Frequency (MHz)	Measurement Result (dBuV/m)	Cable Loss (dB)	Antenna Factor (dB/m)	Receiver Reading (dBuV)	Limit (dBuV/m)	Margin (dB)	Antenna Pol. (H/V)
5602.000	62.4	-24.9	34.5	52.80	68.30	5.9	H
5797.000	60.7	-24.8	34.6	50.93	68.30	7.6	H
11380.200	45.4	-32.3	38.0	39.70	74.00	28.6	H
17069.950	46.2	-27.0	41.0	32.28	68.30	22.1	H
17377.400	49.5	-26.8	40.8	35.52	68.30	18.8	H
17510.500	49.6	-26.7	40.8	35.57	68.30	18.7	V

Note:

1. The spurious emission above 18G is noise only.
2. All emissions below 30MHz are more than 20 dB below the limit

©Copyright. All rights reserved by CTTL.

A.7. AC Powerline Conducted Emission (150kHz- 30MHz)

Method of Measurement:

See Clause 6.2 of ANSI C63.10-2013 specifically.

See Clause 4 and Clause 5 of ANSI C63.10-2013 generally.

The conducted emissions from the AC port of the EUT are measured in a shielding room. The EUT is connected to a Line Impedance Stabilization Network (LISN). An overview sweep with peak detection was performed. The measurements were performed with a quasi-peak detector and if required, an average detector.

The conducted emission measurements were made with the following detector of the test receiver: Quasi-Peak / Average Detector.

The measurement bandwidth is:

Frequency of Emission (MHz)	RBW/IF bandwidth
0.15-30	9kHz

Test Condition:

Voltage（V）	Frequency（Hz）
120	60

Measurement Setup

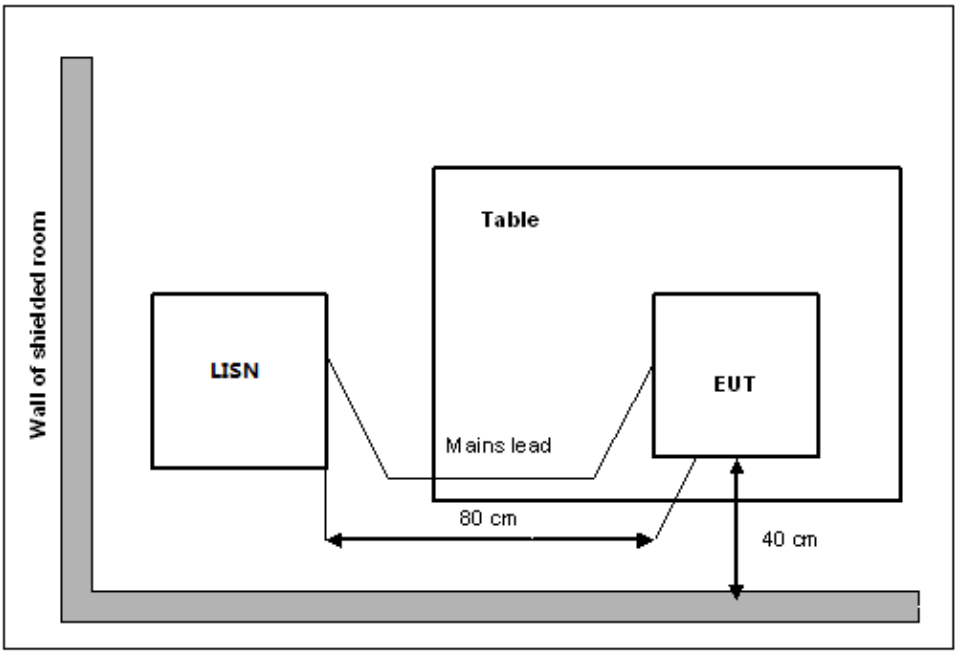

©Copyright. All rights reserved by CTTL.

Measurement Result and limit:

WLAN (Quasi-peak Limit)

Frequency range (MHz)	Quasi-peak Limit (dBμV)	Result (dBμV) With charger 802.11a	Result (dBμV) With charger Idle	Conclusion
0.15 to 0.5	66 to 56	Fig.58	Fig.59	**P**
0.5 to 5	56			
5 to 30	60			
NOTE: The limit decreases linearly with the logarithm of the frequency in the range 0.15 MHz to 0.5 MHz.				

WLAN (Average Limit)

Frequency range (MHz)	Average Limit (dBμV)	Result (dBμV) With charger 802.11a	Result (dBμV) With charger Idle	Conclusion
0.15 to 0.5	67 56 to 46	Fig.58	Fig.59	**P**
0.5 to 5	46			
5 to 30	50			
NOTE: The limit decreases linearly with the logarithm of the frequency in the range 0.15 MHz to 0.5 MHz.				

Conclusion: PASS

Test graphs as below:

Traffic:

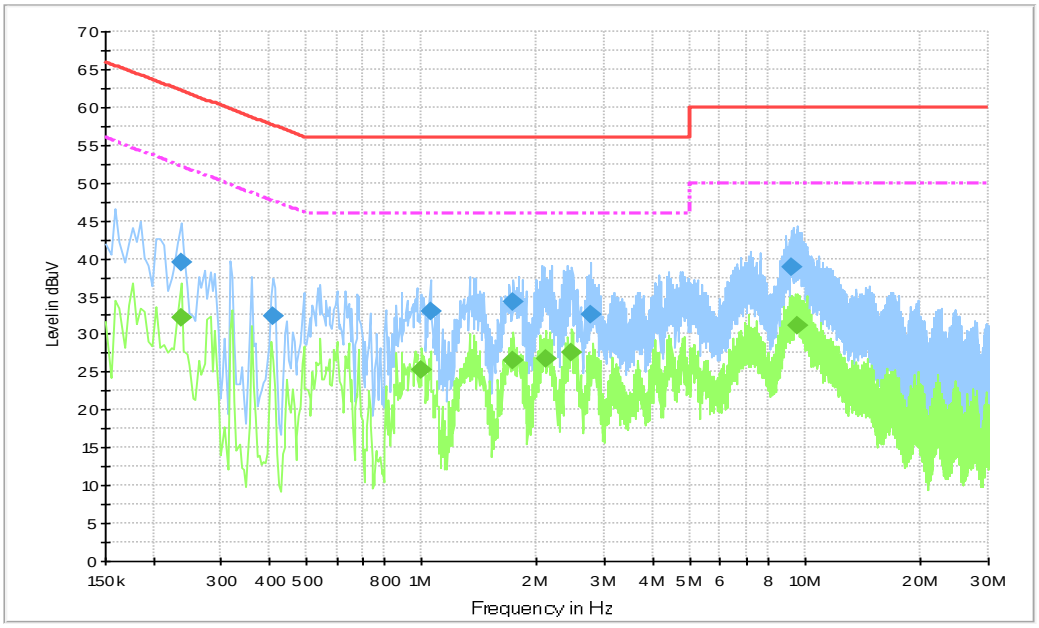

Fig.58 AC Powerline Conducted Emission-Traffic

Note1: The graphic result above is the maximum of the measurements for both phase line and neutral line.

©Copyright. All rights reserved by CTTL.

Final Result 1

Frequency (MHz)	QuasiPeak (dBµV)	Meas. Time (ms)	Bandwidth (kHz)	Line	Corr. (dB)	Margin (dB)	Limit (dBµV)
0.235500	39.4	3000.	9.000	L1	19.8	22.8	62.3
0.411000	32.4	3000.	9.000	N	19.8	25.2	57.6
1.054500	33.0	3000.	9.000	N	19.7	23.0	56.0
1.738500	34.4	3000.	9.000	N	19.6	21.6	56.0
2.751000	32.6	3000.	9.000	N	19.6	23.4	56.0
9.253500	38.9	3000.	9.000	N	19.8	21.1	60.0

Final Result 2

Frequency (MHz)	Average (dBµV)	Meas. Time (ms)	Bandwidth (kHz)	Line	Corr. (dB)	Margin (dB)	Limit (dBµV)
0.235500	32.1	3000.0	9.000	N	19.8	20.1	52.3
1.000500	25.3	3000.0	9.000	N	19.7	20.7	46.0
1.738500	26.5	3000.0	9.000	N	19.6	19.5	46.0
2.112000	26.7	3000.0	9.000	N	19.6	19.3	46.0
2.467500	27.5	3000.0	9.000	N	19.6	18.5	46.0
9.514500	31.1	3000.0	9.000	L1	19.8	18.9	50.0

©Copyright. All rights reserved by CTTL.

Idle

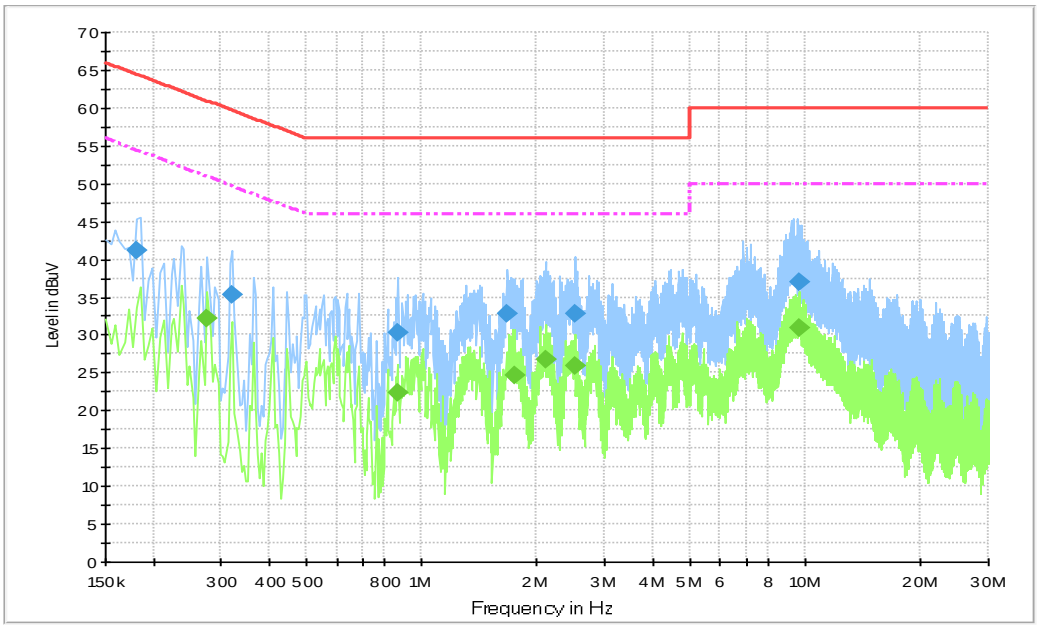

Fig.59 AC Powerline Conducted Emission-Idle

Note1: The graphic result above is the maximum of the measurements for both phase line and neutral line.

Final Result 1

Frequency (MHz)	QuasiPeak (dBμV)	Meas. Time (ms)	Bandwidth (kHz)	Line	Corr. (dB)	Margin (dB)	Limit (dBμV)
0.181500	41.1	3000.	9.000	L1	19.8	23.3	64.4
0.321000	35.2	3000.	9.000	L1	19.8	24.4	59.7
0.870000	30.4	3000.	9.000	L1	19.7	25.6	56.0
1.675500	32.8	3000.	9.000	N	19.6	23.2	56.0
2.517000	32.8	3000.	9.000	L1	19.6	23.2	56.0
9.640500	37.0	3000.	9.000	L1	19.8	23.0	60.0

Final Result 2

Frequency (MHz)	Average (dBμV)	Meas. Time (ms)	Bandwidth (kHz)	Line	Corr. (dB)	Margin (dB)	Limit (dBμV)
0.276000	32.2	3000.0	9.000	N	19.8	18.7	50.9
0.865500	22.4	3000.0	9.000	N	19.7	23.6	46.0
1.743000	24.7	3000.0	9.000	L1	19.6	21.3	46.0
2.112000	26.7	3000.0	9.000	N	19.6	19.3	46.0
2.517000	25.9	3000.0	9.000	N	19.6	20.1	46.0
9.640500	31.0	3000.0	9.000	L1	19.8	19.0	50.0

Note: The measurement results showed here are worst cases of the combination of different AE.

©Copyright. All rights reserved by CTTL.

A.8. 99% Occupied bandwidth

Method of Measurement: See ANSI C63.10-2013-clause 12.4.2.

a) The instrument center frequency is set to the nominal EUT channel center frequency. The frequency span for the spectrum analyzer shall be between 1.5 times and 5.0 times the OBW.

b) The nominal IF filter bandwidth (3 dB RBW) shall be in the range of 1% to 5% of the OBW, and VBW shall be approximately three times the RBW, unless otherwise specified by the applicable requirement.

c) Set the reference level of the instrument as required, keeping the signal from exceeding the maximum input mixer level for linear operation. In general, the peak of the spectral envelope shall be more than [10 log (OBW/RBW)] below the reference level. Specific guidance is given in 4.1.5.2.

d) Step a) through step c) might require iteration to adjust within the specified range.

e) Video averaging is not permitted. Where practical, a sample detection and single sweep mode shall be used. Otherwise, peak detection and max hold mode (until the trace stabilizes) shall be used.

f) Use the 99% power bandwidth function of the instrument (if available) and report the measured bandwidth.

g) If the instrument does not have a 99% power bandwidth function, then the trace data points are recovered and directly summed in linear power terms. The recovered amplitude data points, beginning at the lowest frequency, are placed in a running sum until 0.5% ofthe total is reached; that frequency is recorded as the lower frequency. The process is repeated until 99.5% of the total is reached; that frequency is recorded as the upper frequency. The 99% power bandwidth is the difference between these two frequencies.

h) The occupied bandwidth shall be reported by providing plot(s) of the measuring instrument display; the plot axes and the scale units per division shall be clearly labeled. Tabular data may be reported in addition to the plot(s).

Measurement Uncertainty:

Measurement Uncertainty	60.80Hz

Measurement Result:

Mode	Frequency	99% Occupied bandwidth (MHz)		conclusion
802.11a	5180 MHz	Fig.60	17.92	P
	5200 MHz	Fig.61	17.92	P
	5240 MHz	Fig.62	18.08	P
802.11n HT20	5180 MHz	Fig.63	17.84	P
	5200 MHz	Fig.64	18.68	P
	5240 MHz	Fig.65	18.36	P
802.11ac HT40	5190 MHz	Fig.66	36.24	P
	5230 MHz	Fig.67	36.24	P
802.11ac HT80	5210 MHz	Fig.68	75.20	P

©Copyright. All rights reserved by CTTL.

Conclusion: PASS

Test graphs as below:

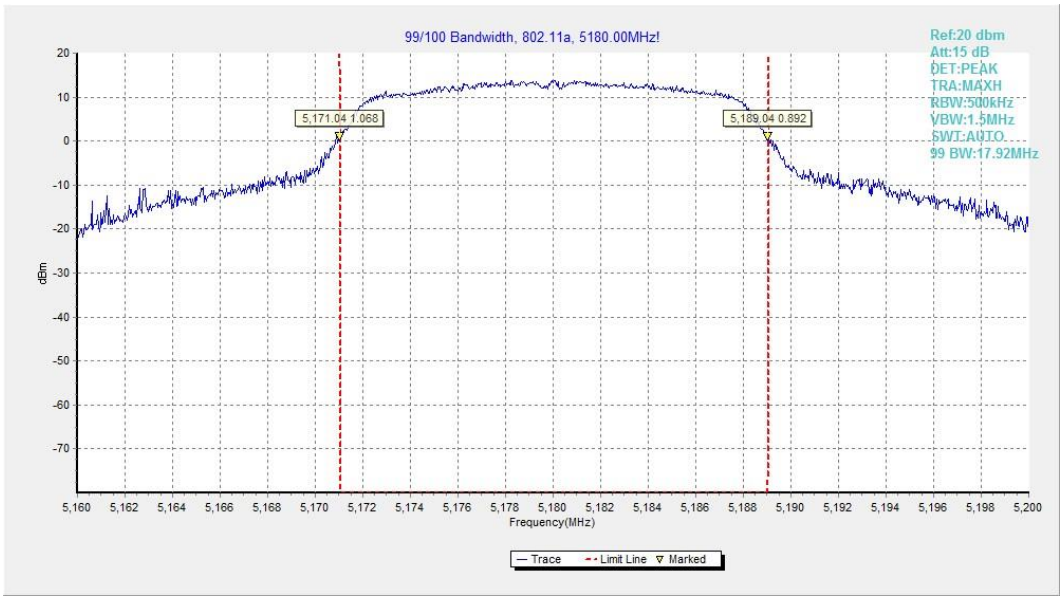

Fig.60 99% Occupied bandwidth (802.11a, 5180MHz)

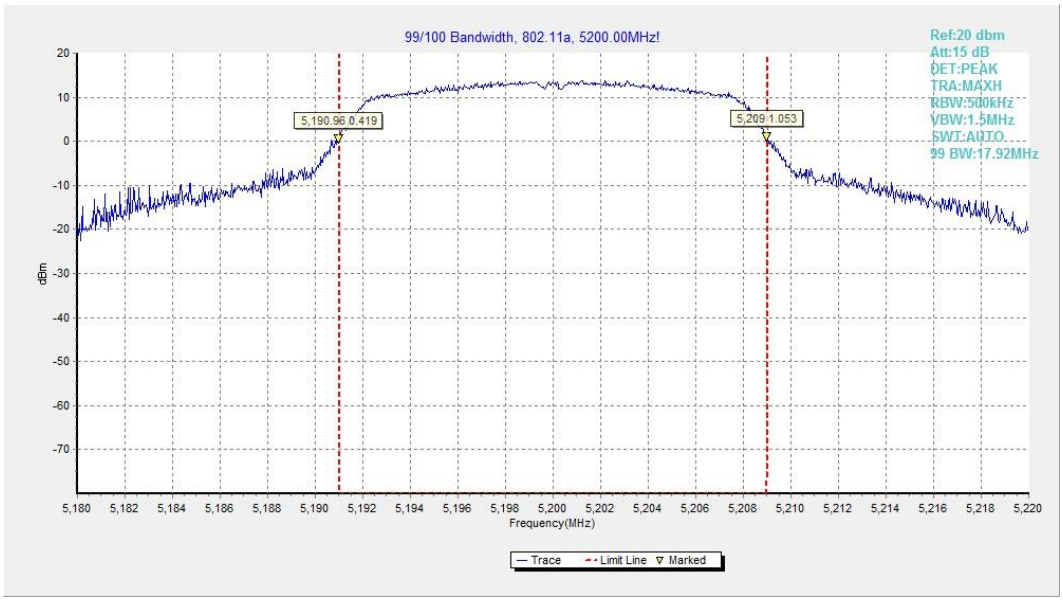

Fig.61 99% Occupied bandwidth (802.11a, 5200MHz)

©Copyright. All rights reserved by CTTL.

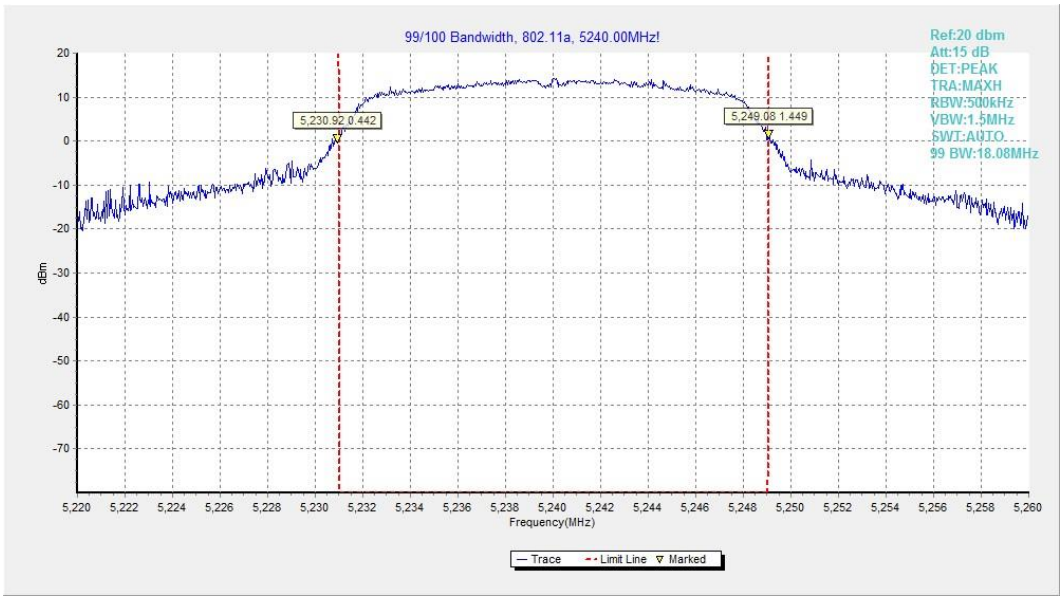

Fig.62 99% Occupied bandwidth (802.11a, 5240MHz)

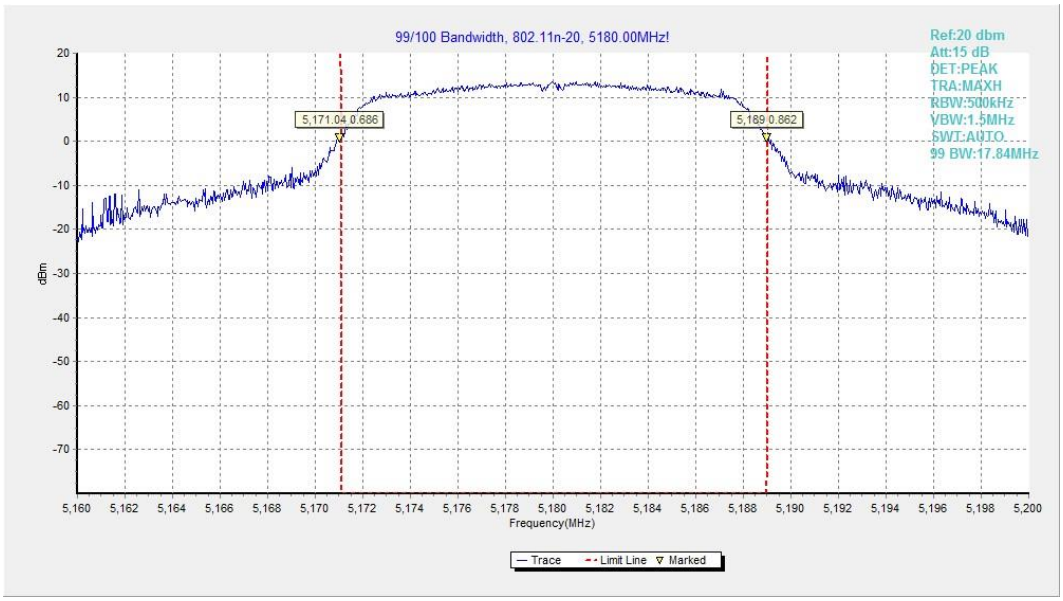

Fig.63 99% Occupied bandwidth (802.11n-HT20, 5180MHz)

©Copyright. All rights reserved by CTTL.

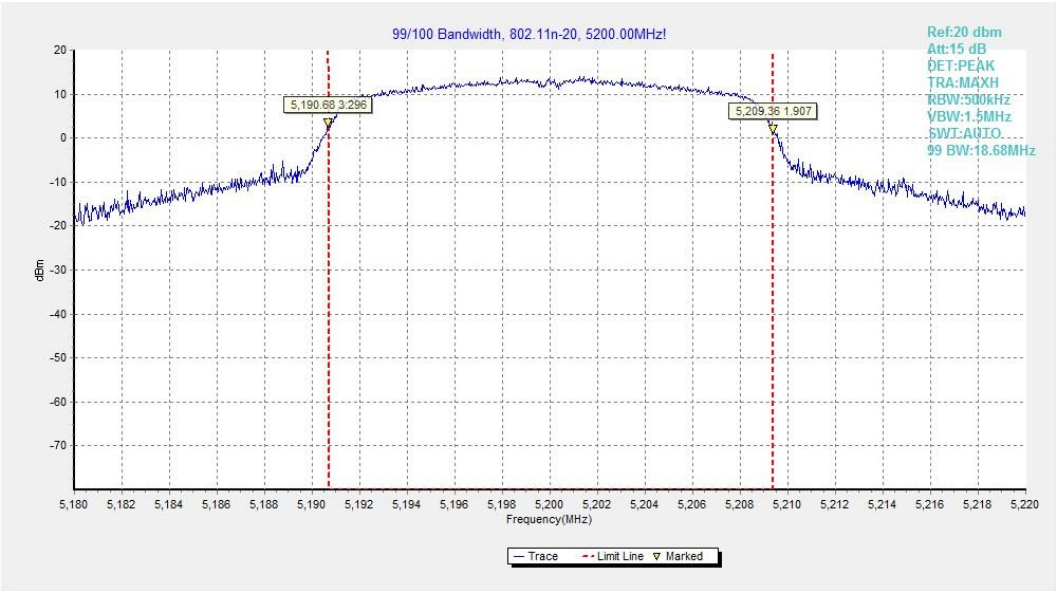

Fig.64 99% Occupied bandwidth (802.11n-HT20, 5200MHz)

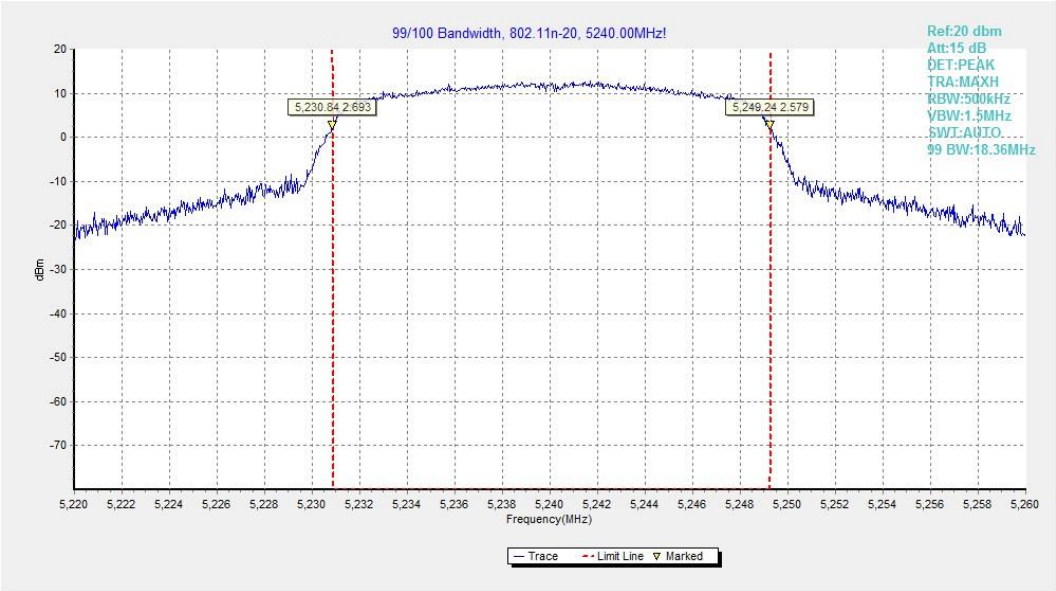

Fig.65 99% Occupied bandwidth (802.11n-HT20, 5240MHz)

©Copyright. All rights reserved by CTTL.

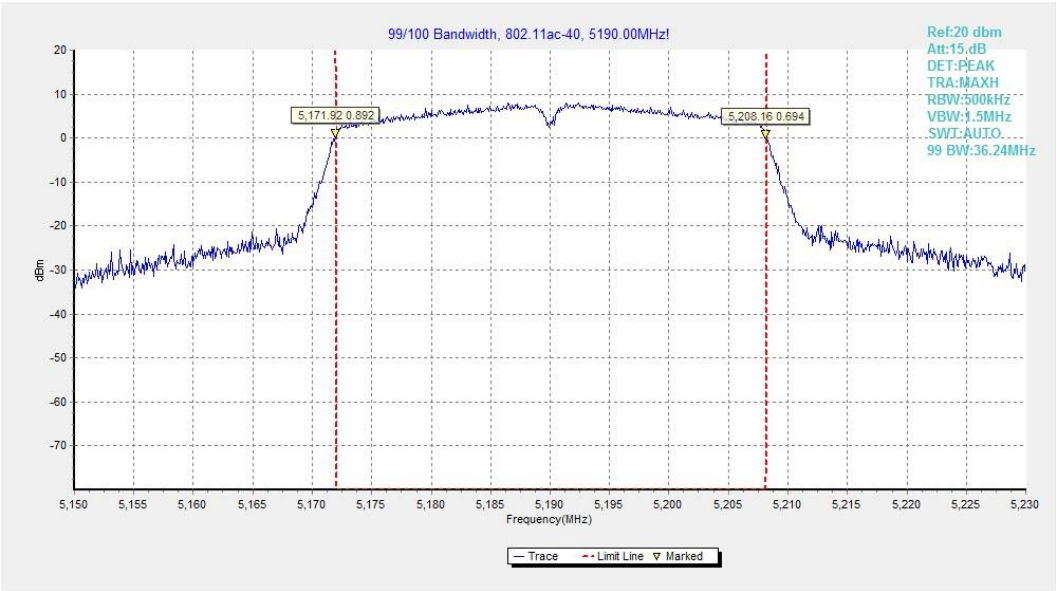

Fig.66 99% Occupied bandwidth (802.11ac-HT40, 5190MHz)

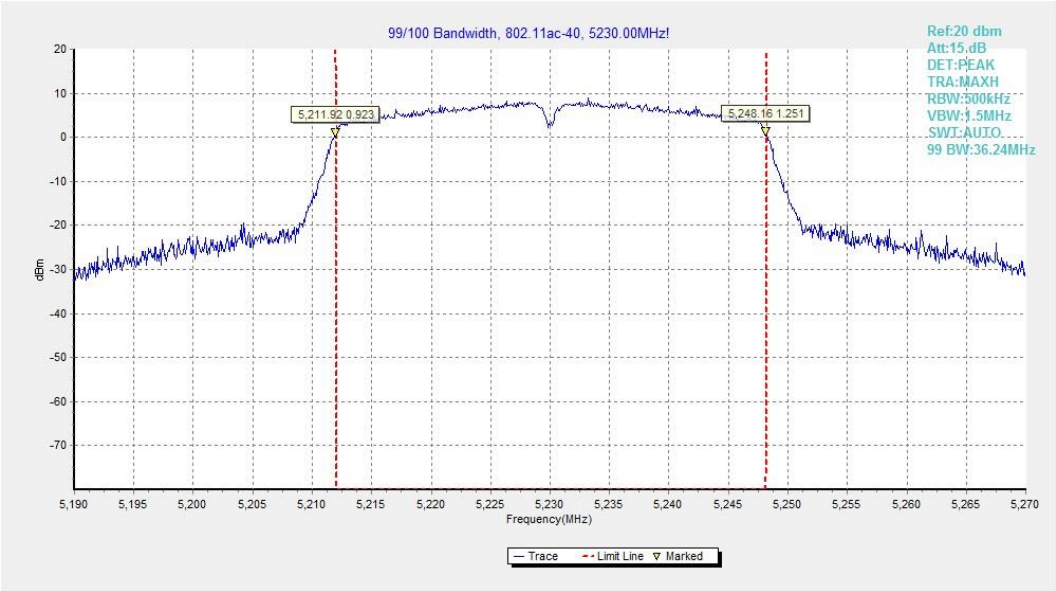

Fig.67 99% Occupied bandwidth (802.11ac-HT40, 5230MHz)

©Copyright. All rights reserved by CTTL.

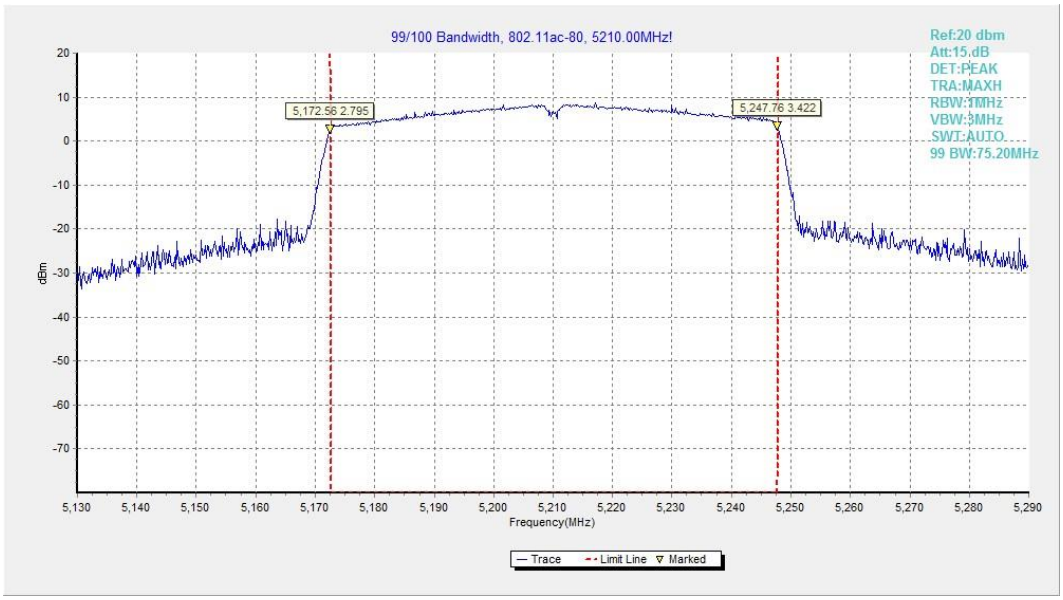

Fig.68 99% Occupied bandwidth (802.11ac-HT80, 5210MHz)

A.9. Power control

A Transmission Power Control mechanism is not required for systems with an e.i.r.p. of less than 27dBm (500 mW).

ANNEX B: EUT parameters

Disclaimer: The antenna gain provided by the client may affect the validity of the measurement results in this report, and the client shall bear the impact and consequences arising therefrom.

©Copyright. All rights reserved by CTTL.

ANNEX C: Accreditation Certificate

United States Department of Commerce
National Institute of Standards and Technology

NVLAP®

ilac-MRA

Certificate of Accreditation to ISO/IEC 17025:2017

NVLAP LAB CODE: 600118-0

Telecommunication Technology Labs, CAICT
Beijing
China

is accredited by the National Voluntary Laboratory Accreditation Program for specific services, listed on the Scope of Accreditation, for:

Electromagnetic Compatibility & Telecommunications

This laboratory is accredited in accordance with the recognized International Standard ISO/IEC 17025:2017. This accreditation demonstrates technical competence for a defined scope and the operation of a laboratory quality management system (refer to joint ISO-ILAC-IAF Communique dated January 2009).

2022-10-01 through 2023-09-30
Effective Dates

For the National Voluntary Laboratory Accreditation Program

***** END OF REPORT BODY *****

©Copyright. All rights reserved by CTTL.