TEST REPORT

No. I20Z70001-WMD03

for

Samsung Electronics. Co., Ltd.

Mobile phone

Model Name: SM-M115M/DS, SM-M115M

FCC ID: ZCASMM115M

with

Hardware Version: REV1.0

Software Version: M115M.001(M115MUBE0ATA8)

Issued Date: 2020-02-14

Note:

The test results in this test report relate only to the devices specified in this report. This report shall not be reproduced except in full without the written approval of CTTL.

The report must not be used by the client to claim product certification, approval, or endorsement by NVLAP, NIST, or any agency of the U.S.Government.

Test Laboratory:

CTTL, Telecommunication Technology Labs, CAICT

No. 52, Huayuan North Road, Haidian District, Beijing, P. R. China 100191.

Tel: +86(0)10-62304633-2512, Fax: +86(0)10-62304633-2504

Email: cttl_terminals@caict.ac.cn, website: www.caict.ac.cn

©Copyright. All rights reserved by CTTL

REPORT HISTORY

Report Number	Revision	Description	Issue Date
I20Z70001-WMD03	Rev.0	1st edition	2020-02-14

Note: the latest revision of the test report supersedes all previous version.

©Copyright. All rights reserved by CTTL.

CONTENTS

1. TEST LABORATORY 4
1.1. INTRODUCTION & ACCREDITATION 4
1.2. TESTING LOCATION 4
1.3. TESTING ENVIRONMENT 5
1.4. PROJECT DATA 5
1.5. SIGNATURE 5
2. CLIENT INFORMATION 6
2.1. APPLICANT INFORMATION 6
2.2. MANUFACTURER INFORMATION 6
3. EQUIPMENT UNDER TEST (EUT) AND ANCILLARY EQUIPMENT (AE) 7
3.1. ABOUT EUT 7
3.2. INTERNAL IDENTIFICATION OF EUT USED DURING THE TEST 7
3.3. INTERNAL IDENTIFICATION OF AE USED DURING THE TEST 7
4. REFERENCE DOCUMENTS 8
4.1. REFERENCE DOCUMENTS FOR TESTING 8
5. LABORATORY ENVIRONMENT 9
6. SUMMARY OF TEST RESULT 10
6.1. SUMMARY OF TEST RESULTS 10
6.2. EXPLANATION OF RE-USE OF TEST DATA 12
7. TEST EQUIPMENT UTILIZED 12
ANNEX A: MEASUREMENT RESULTS 13
A.1 OUTPUT POWER 13
A.2 EMISSION LIMIT 42
A.3 FREQUENCY STABILITY 51
A.4 OCCUPIED BANDWIDTH 55
A.5 EMISSION BANDWIDTH 104
A.6 BAND EDGE COMPLIANCE 153
A.7 CONDUCTED SPURIOUS EMISSION 172
A.8 PEAK-TO-AVERAGE POWER RATIO 177
ANNEX B: ACCREDITATION CERTIFICATE 178

©Copyright. All rights reserved by CTTL.

1. Test Laboratory

1.1. Introduction & Accreditation

Telecommunication Technology Labs, CAICT is an ISO/IEC 17025:2005 accredited test laboratory under NATIONAL VOLUNTARY LABORATORY ACCREDITATION PROGRAM (NVLAP) with lab code 600118-0 and is also an FCC accredited test laboratory (CN5017), and ISED accredited test laboratory (CN0066). The detail accreditation scope can be found on NVLAP website.

1.2. Testing Location

Location 1: CTTL (huayuan North Road)

Address: No. 52, Huayuan North Road, Haidian District, Beijing, P. R. China 100191

Location 2: CTTL (Shouxiang)

Address: No. 51 Shouxiang Science Building, Xueyuan Road, Haidian District, Beijing, P. R. China 100191

Location 3: CTTL (BDA)

Address: No.18A, Kangding Street, Beijing Economic-Technology Development Area, Beijing, P. R. China 100176

©Copyright. All rights reserved by CTTL.

1.3. Testing Environment

Normal Temperature: 15-35℃

Relative Humidity: 20-75%

1.4. Project data

Testing Start Date: 2019-12-20

Testing End Date: 2020-02-14

1.5. Signature

Dong Yuan

(Prepared this test report)

Zhou Yu

(Reviewed this test report)

Zhao Hui Lin

Deputy Director of the laboratory

(Approved this test report)

©Copyright. All rights reserved by CTTL.

2. Client Information

2.1. Applicant Information

Company Name:	Samsung Electronics. Co., Ltd.
Address /Post:	R5, A Tower 22 Floor A-1, (Maetan dong) 129, Samsung-ro, Yeongtong-gu, Suwon-Si, Gyeonggi-do 16677, Korea
Contact:	JP KIM
Email:	jp426.kim@samsung.com
Telephone:	+82-10-4376-0326

2.2. Manufacturer Information

Company Name:	Samsung Electronics. Co., Ltd.
Address /Post:	R5, A Tower 22 Floor A-1, (Maetan dong) 129, Samsung-ro,Yeongtong-gu, Suwon-Si, Gyeonggi-do 16677, Korea
Contact:	JP KIM
Email:	jp426.kim@samsung.com
Telephone:	+82-10-4376-0326

©Copyright. All rights reserved by CTTL.

3. Equipment Under Test (EUT) and Ancillary Equipment (AE)

3.1. About EUT

Description	Mobile phone
Model Name	SM-M115M/DS, SM-M115M
FCC ID	ZCASMM115M
Antenna	Embedded
Output power	23.87dBm maximum EIRP measured for LTE Band 7
Extreme vol. Limits	3.6VDC to 4.2VDC (nominal: 3.82VDC)
Extreme temp. Tolerance	-10°C to +55°C

Note: Components list, please refer to documents of the manufacturer; it is also included in the original test record of CTTL.

3.2. Internal Identification of EUT used during the test

EUT ID*	IMEI	HW Version	SW Version	Date of receipt
UT10a	353691110106696/ 353692110106694	REV1.0	M115M.001(M115MUBE0ATA8)	2020-01-13

*EUT ID: is used to identify the test sample in the lab internally.

3.3. Internal Identification of AE used during the test

AE ID*	Description
AE1	Battery
AE2	Battery

AE1

Model	Secondary Li-ion Battery
Manufacturer	SCUD(Fujian) Electronics Co., Ltd
Capacitance	4900mAh

AE2

Model	Secondary Li-ion Battery
Manufacturer	Ningde Amperex Technology Limited
Capacitance	4900mAh

*AE ID: is used to identify the test sample in the lab internally.

©Copyright. All rights reserved by CTTL.

4. Reference Documents

4.1. Reference Documents for testing

The following documents listed in this section are referred for testing.

Reference	Title	Version
FCC Part 24	PERSONAL COMMUNICATIONS SERVICES	10-1-18 Edition
FCC Part 22	PUBLIC MOBILE SERVICES	10-1-18 Edition
FCC Part 27	MISCELLANEOUS WIRELESS COMMUNICATIONS SERVICES	10-1-18 Edition
ANSI/TIA-603-E	Land Mobile FM or PM Communications Equipment Measurement and Performance Standards	2016
ANSI C63.26	American National Standard for Compliance Testing of Transmitters Used in Licensed Radio Services	2015
KDB 971168 D01	MEASUREMENT GUIDANCE FOR CERTIFICATION OF LICENSED DIGITAL TRANSMITTERS	v03r01

©Copyright. All rights reserved by CTTL.

5. LABORATORY ENVIRONMENT

Control room / conducted chamber did not exceed following limits along the EMC testing:

Temperature	Min. = 15 ˚C, Max. = 35 ˚C
Relative humidity	Min. =20 %, Max. = 80 %
Shielding effectiveness	> 110 dB
Electrical insulation	>2 M
Ground system resistance	< 0.5

Fully-anechoic chamber 2 (8.6 meters×6.1 meters×3.85 meters) did not exceed following limits along the EMC testing:

Temperature	Min. = 15 ˚C, Max. = 30 ˚C
Relative humidity	Min. = 35 %, Max. = 60 %
Shielding effectiveness	> 110 dB
Electrical insulation	>2 M
Ground system resistance	< 1
Site voltage standing-wave ratio (S_{VSWR})	Between 0 and 6 dB, from 1GHz to 18GHz
Uniformity of field strength	Between 0 and 6 dB, from 80 to 4000 MHz

Semi-anechoic chamber 2 / Fully-anechoic chamber 3 (10 meters×6.7 meters×6.15 meters) did not exceed following limits along the EMC testing:

Temperature	Min. = 15 ˚C, Max. = 30 ˚C
Relative humidity	Min. = 35 %, Max. = 60 %
Shielding effectiveness	> 100 dB
Electrical insulation	>2 M
Ground system resistance	< 0.5
Normalised site attenuation (NSA)	<±3.5 dB, 3 m distance
Site voltage standing-wave ratio (S_{VSWR})	Between 0 and 6 dB, from 1GHz to 18GHz
Uniformity of field strength	Between 0 and 6 dB, from 80 to 3000 MHz

©Copyright. All rights reserved by CTTL.

6. SUMMARY OF TEST RESULT

6.1. Summary of test results

LTE Band 2

Items	Test Name	Clause in FCC rules	Verdict
1	Output Power	24.232	BR
2	Emission Limit	2.1051/24.238	BR
3	Frequency Stability	2.1055	BR
4	Occupied Bandwidth	2.1049	BR
5	Emission Bandwidth	24.238	BR
6	Band Edge Compliance	24.238	BR
7	Conducted Spurious Emission	24.238	BR
8	Peak-to-Average Power Ratio	24.232	BR

LTE Band 4

Items	Test Name	Clause in FCC rules	Verdict
1	Output Power	27.50	BR
2	Emission Limit	2.1051/27.53	BR
3	Frequency Stability	2.1055	BR
4	Occupied Bandwidth	2.1049	BR
5	Emission Bandwidth	27.53	BR
6	Band Edge Compliance	27.53	BR
7	Conducted Spurious Emission	27.53	BR
8	Peak-to-Average Power Ratio	27.50	BR

LTE Band 5

Items	Test Name	Clause in FCC rules	Verdict
1	Output Power	22.913	BR
2	Emission Limit	2.1051/22.917	BR
3	Frequency Stability	2.1055	BR
4	Occupied Bandwidth	2.1049	BR
5	Emission Bandwidth	22.917	BR
6	Band Edge Compliance	22.917	BR
7	Conducted Spurious Emission	22.917	BR

©Copyright. All rights reserved by CTTL.

LTE Band 7

Items	Test Name	Clause in FCC rules	Verdict
1	Output Power	27.50	P
2	Emission Limit	2.1051/27.53	P
3	Frequency Stability	2.1055	BR
4	Occupied Bandwidth	2.1049	BR
5	Emission Bandwidth	27.53	BR
6	Band Edge Compliance	27.53	BR
7	Conducted Spurious Emission	27.53	BR
8	Peak-to-Average Power Ratio	27.50	BR

LTE Band 12

Items	Test Name	Clause in FCC rules	Verdict
1	Output Power	27.50	BR
2	Emission Limit	2.1051/27.53	BR
3	Frequency Stability	2.1055	BR
4	Occupied Bandwidth	2.1049	BR
5	Emission Bandwidth	27.53	BR
6	Band Edge Compliance	27.53	BR
7	Conducted Spurious Emission	27.53	BR
8	Peak-to-Average Power Ratio	27.50	BR

Terms used in Verdict column

P	Pass. The EUT complies with the essential requirements in the standard.
NP	Not Performed. The test was not performed by CTTL.
NA	Not Applicable. The test was not applicable.
BR	Re-use test data from basic model report.
F	Fail. The EUT does not comply with the essential requirements in the standard.

Explanation of worst-case configuration

The worst-case scenario for all measurements is based on the conducted output power measurement investigation results. Output power was measured on QPSK, 16QAM and 64QAM modulations. It was found that QPSK was the worst case. All testing was performed using QPSK modulations to represent the worst case unless otherwise stated. The test results shown in the following sections represent the worst case emission.

©Copyright. All rights reserved by CTTL.

6.2. Explanation of re-use of test data

The Equipment Under Test (EUT) model SM-M115M/DS, SM-M115M (FCC ID: ZCASMM115M) is a variant product of SM-A115M/DS, SM-A115M (FCC ID: ZCASMA115M), according to the declaration of changes provided by the applicant and FCC KDB publication 484596 D01, spot check measurements were performed on this device, all the test results are derived from test report No.I19Z70342-WMD02. Please refer Annex A for detail spot check verification data and reference data. The spot check test results are consistent with basic model.

For detail differences between two models please refer the Declaration of Changes document.

7. Test Equipment Utilized

NO.	Description	Type	Series Number	Manufacture	Cal Due Date	Calibration Interval
1	EMI Antenna	VULB9163	9163-301	Schwarzbeck	2020-02-29	1 year
2	EMI Antenna	3117	00058889	ETS-Lindgren	2020-11-18	1 year
3	EMI Antenna	3117	00119024	ETS-Lindgren	2020-02-25	1 year
4	Universal Radio Communication Tester	CMW500	159082	R&S	2020-12-24	1 year
5	Spectrum Analyzer	FSU26	200030	R&S	2020-06-03	1 year
6	EMI Antenna	9117	167	Schwarzbeck	2020-05-27	1 year
7	Signal Generator	N5183A	MY49060052	Agilent	2020-06-24	1 year
8	Climate chamber	SH-242	93008556	ESPEC	2020-12-21	3 year
9	Test Receiver	E4440A	MY48250642	Agilent	2020-03-18	1 year
10	Universal Radio Communication Tester	CMW500	143008	R&S	2020-11-26	1 year
11	Power Amplifier	5S1G4	0341863	AR	/	
12	Radio Communication Analyzer	MT8821C	6201763159	Anritsu	2020-07-23	1 year

©Copyright. All rights reserved by CTTL.

ANNEX A: MEASUREMENT RESULTS

A.1 OUTPUT POWER

A.1.1 Summary

During the process of testing, the EUT was controlled via Rhode & Schwarz Universal Radio Communication Tester (CMW500) or Anritsu Radio Communication Analyzer (MT8821C) to ensure max power transmission and proper modulation.

In all cases, output power is within the specified limits.

A.1.2 Conducted

A.1.2.1 Method of Measurements

The EUT was set up for the max output power with pseudo random data modulation.

These measurements were done at 3 frequencies (bottom, middle and top of operational frequency range) for each bandwidth.

A.1.2.2 Measurement result

LTE band 2

Bandwidth	RB size/offset	Frequency (MHz)	Power (dBm)		
			QPSK	16QAM	64QAM
1.4MHz	1 RB high	1909.3	22.72	22.10	20.98
		1880.0	23.10	22.15	20.99
		1850.7	22.65	21.82	21.01
	1 RB low	1909.3	22.58	22.11	21.15
		1880.0	22.99	22.15	21.31
		1850.7	22.64	21.98	20.99
	50% RB mid	1909.3	22.92	22.27	21.36
		1880.0	23.14	22.47	21.46
		1850.7	22.81	22.05	20.89
	100% RB	1909.3	22.05	21.03	20.07
		1880.0	22.40	21.40	20.36
		1850.7	22.04	20.84	20.28
3MHz	1 RB high	1908.5	22.49	21.98	20.95
		1880.0	22.86	22.26	21.37
		1851.5	22.84	21.96	21.15
	1 RB low	1908.5	22.80	22.01	20.89
		1880.0	22.96	22.09	21.24
		1851.5	22.90	21.67	21.08
	50% RB mid	1908.5	22.06	21.31	19.94
		1880.0	22.48	21.43	20.48

©Copyright. All rights reserved by CTTL.

		1851.5	22.27	21.25	20.04
	100% RB	1908.5	22.09	21.15	20.13
		1880.0	22.37	21.42	20.48
		1851.5	22.19	21.13	20.18
5MHz	1 RB high	1907.5	22.56	21.90	20.91
		1880.0	22.87	21.78	21.30
		1852.5	22.52	21.67	21.14
	1 RB low	1907.5	22.70	21.41	20.85
		1880.0	22.87	21.60	21.36
		1852.5	22.56	21.67	20.87
	50% RB mid	1907.5	22.15	21.09	20.30
		1880.0	22.35	21.36	20.26
		1852.5	22.20	21.09	20.43
	100% RB	1907.5	22.13	21.00	20.18
		1880.0	22.31	21.41	20.37
		1852.5	22.19	21.08	20.26
10MHz	1 RB high	1905.0	22.63	22.02	21.01
		1880.0	23.11	22.09	21.34
		1855.0	22.86	22.09	21.27
	1 RB low	1905.0	22.71	22.18	21.17
		1880.0	22.84	22.14	21.40
		1855.0	22.79	21.55	21.21
	50% RB mid	1905.0	22.16	21.22	20.41
		1880.0	22.42	21.41	20.49
		1855.0	22.24	21.42	20.40
	100% RB	1905.0	22.08	21.08	20.17
		1880.0	22.31	21.33	20.47
		1855.0	22.19	21.09	20.23
15MHz	1 RB high	1902.5	22.55	22.10	21.09
		1880.0	23.08	22.07	21.18
		1857.5	22.76	22.06	21.25
	1 RB low	1902.5	22.75	22.43	21.26
		1880.0	22.96	22.22	21.31
		1857.5	22.69	21.87	21.15
	50% RB mid	1902.5	22.21	21.20	20.36
		1880.0	22.40	21.24	20.49
		1857.5	22.21	21.26	20.46
	100% RB	1902.5	22.05	21.14	20.09
		1880.0	22.29	21.33	20.36

©Copyright. All rights reserved by CTTL.

		1857.5	22.17	21.07	20.25
20MHz	1 RB high	1900.0	22.11	21.93	21.00
		1880.0	23.05	22.23	21.22
		1860.0	22.61	21.99	21.22
	1 RB low	1900.0	22.38	21.72	21.19
		1880.0	22.88	21.62	21.28
		1860.0	22.41	21.86	21.17
	50% RB mid	1900.0	22.13	21.13	20.23
		1880.0	22.32	21.48	20.44
		1860.0	22.29	21.15	20.38
	100% RB	1900.0	22.19	21.13	20.27
		1880.0	22.33	21.41	20.41
		1860.0	22.26	21.19	20.43

©Copyright. All rights reserved by CTTL.

LTE band 4

Bandwidth	RB size/offset	Frequency (MHz)	Power (dBm)		
			QPSK	16QAM	64QAM
1.4MHz	1 RB high	1754.3	22.67	22.00	20.89
		1732.5	22.79	21.84	20.77
		1710.7	23.08	22.17	21.12
	1 RB low	1754.3	22.78	21.81	20.98
		1732.5	22.64	21.69	20.79
		1710.7	22.90	22.03	21.09
	50% RB mid	1754.3	22.89	21.98	20.84
		1732.5	22.76	21.82	20.62
		1710.7	23.16	21.95	21.23
	100% RB	1754.3	21.99	21.23	19.82
		1732.5	22.02	20.63	19.90
		1710.7	22.27	21.34	20.11
3MHz	1 RB high	1753.5	22.98	21.54	21.08
		1732.5	22.68	21.79	20.94
		1711.5	22.97	21.60	20.76
	1 RB low	1753.5	22.61	21.63	20.82
		1732.5	22.59	21.69	20.88
		1711.5	22.91	21.65	20.74
	50% RB mid	1753.5	21.96	20.90	20.01
		1732.5	22.00	20.69	19.73
		1711.5	22.24	20.86	19.89
	100% RB	1753.5	22.09	20.97	19.91
		1732.5	21.94	20.95	19.82
		1711.5	22.18	21.08	20.09
5MHz	1 RB high	1752.5	22.83	21.62	21.29
		1732.5	22.37	22.00	20.47
		1712.5	22.67	21.98	21.18
	1 RB low	1752.5	22.62	21.34	20.86
		1732.5	22.40	21.84	20.72
		1712.5	22.73	21.72	20.70
	50% RB mid	1752.5	21.91	20.93	20.04
		1732.5	21.86	21.05	19.81
		1712.5	22.24	21.26	20.17
	100% RB	1752.5	21.94	21.07	20.11
		1732.5	21.91	21.02	19.73
		1712.5	22.19	21.25	20.02
10MHz	1 RB high	1750	22.62	22.06	21.04
		1732.5	22.80	21.75	20.83

©Copyright. All rights reserved by CTTL.

		1715	22.65	21.93	20.81
	1 RB low	1750	22.64	21.96	20.80
		1732.5	22.70	21.77	20.82
		1715	22.90	21.61	21.01
	50% RB mid	1750	21.85	21.13	19.98
		1732.5	21.90	20.81	19.76
		1715	22.25	21.33	20.17
	100% RB	1750	21.93	20.92	20.00
		1732.5	21.90	20.85	19.85
		1715	22.21	21.22	20.15
15MHz	1 RB high	1747.5	22.71	21.99	21.03
		1732.5	22.60	21.73	20.80
		1717.5	22.71	22.20	21.26
	1 RB low	1747.5	23.03	22.14	20.97
		1732.5	22.70	21.45	20.86
		1717.5	22.86	22.46	21.05
	50% RB mid	1747.5	22.01	21.07	19.93
		1732.5	21.98	20.96	19.85
		1717.5	22.12	21.09	19.95
	100% RB	1747.5	21.98	20.99	19.94
		1732.5	21.92	20.95	19.84
		1717.5	22.10	21.02	20.19
20MHz	1 RB high	1745	22.77	22.47	21.08
		1732.5	22.86	21.80	20.88
		1720	22.42	21.67	21.05
	1 RB low	1745	22.79	21.82	21.13
		1732.5	22.72	21.83	20.85
		1720	22.43	21.74	20.95
	50% RB mid	1745	22.10	20.99	20.25
		1732.5	21.98	20.87	19.86
		1720	22.08	21.27	19.98
	100% RB	1745	22.01	21.01	19.99
		1732.5	21.96	20.96	20.03
		1720	22.14	21.12	20.13

©Copyright. All rights reserved by CTTL.

LTE band 5

Bandwidth	RB size/offset	Frequency (MHz)	Power (dBm)		
			QPSK	16QAM	64QAM
1.4MHz	1 RB high	848.3	22.71	22.07	21.54
		836.5	22.59	22.26	21.26
		824.7	22.09	21.56	20.87
	1 RB low	848.3	22.79	21.97	21.50
		836.5	22.72	22.27	21.47
		824.7	22.21	21.69	20.91
	50% RB mid	848.3	22.60	22.17	21.72
		836.5	22.68	22.38	21.65
		824.7	22.17	21.47	20.87
	100% RB	848.3	22.37	21.51	20.31
		836.5	22.51	21.68	20.43
		824.7	22.13	21.18	20.18
3MHz	1 RB high	847.5	22.49	22.63	21.52
		836.5	22.89	21.86	21.38
		825.5	22.85	21.98	20.86
	1 RB low	847.5	22.60	22.32	21.40
		836.5	22.77	22.30	21.75
		825.5	22.01	21.20	20.67
	50% RB mid	847.5	22.35	21.88	20.46
		836.5	22.43	21.62	20.45
		825.5	22.10	21.28	20.26
	100% RB	847.5	22.51	21.70	20.64
		836.5	22.43	21.52	20.42
		825.5	22.06	21.15	20.46
5MHz	1 RB high	846.5	22.68	22.00	21.41
		836.5	22.22	22.07	21.53
		826.5	22.01	21.15	20.83
	1 RB low	846.5	22.49	21.62	21.41
		836.5	22.40	21.81	21.34
		826.5	22.67	21.83	20.34
	50% RB mid	846.5	22.51	21.57	20.67
		836.5	22.47	21.51	20.42
		826.5	22.12	21.27	20.50
	100% RB	846.5	22.41	21.61	20.39
		836.5	22.37	21.45	20.45
		826.5	22.04	21.12	20.37
10MHz	1 RB high	844.0	22.61	22.43	21.47
		836.5	22.34	21.47	21.29

©Copyright. All rights reserved by CTTL.

		829.0	22.96	22.57	21.18
	1 RB low	844.0	22.60	21.85	21.41
		836.5	22.78	22.19	21.41
		829.0	22.42	21.45	20.17
	50% RB mid	844.0	22.44	21.77	20.39
		836.5	22.49	21.61	20.80
		829.0	22.43	21.54	20.73
	100% RB	844.0	22.50	21.55	20.52
		836.5	22.47	21.36	20.51
		829.0	22.68	21.81	20.47

©Copyright. All rights reserved by CTTL.

LTE band 7

Bandwidth	RB size/offset	Frequency (MHz)	Power (dBm)		
			QPSK	16QAM	64QAM
5MHz	1 RB high	2567.5	22.62	21.30	20.57
		2535	22.98	21.55	20.89
		2502.5	22.73	21.89	21.04
	1 RB low	2567.5	22.62	21.30	20.30
		2535	22.86	21.18	20.85
		2502.5	22.72	21.41	20.96
	50% RB mid	2567.5	21.91	20.82	19.85
		2535	22.06	20.95	20.08
		2502.5	22.04	20.96	19.97
	100% RB	2567.5	21.81	20.67	19.74
		2535	22.02	21.04	19.97
		2502.5	21.97	20.87	19.94
10MHz	1 RB high	2565	22.68	21.92	20.60
		2535	23.14	21.80	20.86
		2505	22.77	21.64	21.07
	1 RB low	2565	22.90	21.66	20.77
		2535	22.97	21.81	21.02
		2505	22.94	21.35	21.08
	50% RB mid	2565	21.89	21.01	20.03
		2535	22.04	20.99	20.03
		2505	21.99	21.05	20.14
	100% RB	2565	21.95	20.94	19.90
		2535	22.04	20.96	20.13
		2505	21.99	20.83	20.12
15MHz	1 RB high	2562.5	22.58	21.66	20.52
		2535	22.90	21.30	20.95
		2507.5	22.77	21.31	20.96
	1 RB low	2562.5	22.78	21.77	20.65
		2535	22.92	21.31	21.04
		2507.5	22.90	21.47	21.09
	50% RB mid	2562.5	22.03	20.76	19.94
		2535	22.02	21.15	20.15
		2507.5	21.92	20.85	20.11
	100% RB	2562.5	21.91	20.98	19.92
		2535	22.04	20.96	20.08
		2507.5	21.92	20.84	20.01

©Copyright. All rights reserved by CTTL.

20MHz	1 RB high	2560	22.76	21.39	20.62
		2535	22.54	21.27	20.67
		2510	22.78	22.05	20.69
	1 RB low	2560	23.01	21.58	20.76
		2535	22.69	21.75	20.93
		2510	22.41	21.38	20.94
	50% RB mid	2560	21.92	20.95	19.95
		2535	22.03	20.81	20.12
		2510	21.92	20.97	20.16
	100% RB	2560	21.96	20.67	19.84
		2535	22.01	20.92	20.19
		2510	21.91	20.88	20.19

©Copyright. All rights reserved by CTTL.

LTE band 12

Bandwidth	RB size/offset	Frequency (MHz)	Power (dBm)		
			QPSK	16QAM	64QAM
1.4MHz	1 RB high	715.3	23.89	22.72	21.26
		707.5	23.82	22.72	21.94
		699.7	23.81	22.84	21.05
	1 RB low	715.3	23.84	22.66	21.45
		707.5	23.92	22.60	21.87
		699.7	23.92	22.76	21.64
	50% RB mid	715.3	23.98	22.60	21.13
		707.5	23.92	22.95	21.79
		699.7	23.91	22.56	21.31
	100% RB	715.3	22.84	21.64	20.51
		707.5	22.84	21.81	20.57
		699.7	22.99	21.86	20.47
3MHz	1 RB high	714.5	23.85	22.71	21.69
		707.5	23.69	22.50	21.67
		700.5	23.59	22.56	21.14
	1 RB low	714.5	23.80	22.75	21.68
		707.5	23.99	22.65	21.28
		700.5	23.75	22.48	21.21
	50% RB mid	714.5	22.89	21.62	20.63
		707.5	22.82	21.93	20.58
		700.5	22.90	21.77	20.51
	100% RB	714.5	22.84	21.63	20.55
		707.5	22.83	21.82	20.53
		700.5	22.78	21.98	20.48
5MHz	1 RB high	713.5	23.56	22.57	21.41
		707.5	23.72	22.24	21.43
		701.5	23.76	22.71	21.65
	1 RB low	713.5	23.80	21.96	21.17
		707.5	23.88	22.00	21.26
		701.5	23.64	22.75	21.56
	50% RB mid	713.5	22.84	21.90	20.43
		707.5	22.79	21.86	20.91
		701.5	22.82	21.87	20.51
	100% RB	713.5	22.79	21.76	20.53
		707.5	22.78	21.95	20.56
		701.5	22.81	21.88	20.69
10MHz	1 RB high	711.0	23.58	22.44	21.42
		707.5	23.61	22.66	21.29

©Copyright. All rights reserved by CTTL.

		704.0	23.82	22.58	21.39
	1 RB low	711.0	23.69	22.04	21.65
		707.5	23.59	22.59	21.37
		704.0	23.78	22.49	21.41
	50% RB mid	711.0	22.84	21.97	20.70
		707.5	22.71	21.94	20.44
		704.0	22.85	21.83	20.72
	100% RB	711.0	22.76	21.91	20.54
		707.5	22.74	21.73	20.48
		704.0	22.85	21.80	20.49

©Copyright. All rights reserved by CTTL.

A.1.3 Radiated

A.1.3.1 Description

This is the test for the maximum radiated power from the EUT.

Rule Part 22.913(a) specifies "Mobile stations are limited to 2.0 watts EIRP.".

Rule Part 24.232(b) specifies, "Mobile/portable stations are limited to 2 watts e.i.r.p. Peak power" and 24.232(c) specifies that "Peak transmit power must be measured over any interval of continuous transmission using instrumentation calibrated in terms of an rms-equivalent voltage."

Rule Part 27.50(d) specifies "Fixed, mobile, and portable (handheld) stations operating in the 1710–1755 MHz band are limited to 1 watt EIRP".

Rule Part 27.50(h)(2) specifies "Mobile stations are limited to 2.0 watts EIRP.".

Rule Part 27.50(c) specifies "Portable stations (hand-held de-vices) are limited to 3 watts ERP.".

A.1.3.2 Method of Measurement

The measurements procedures in TIA-603E-2016 are used.

1. EUT was placed on a 1.5-meter-high non-conductive stand at a 3-meter test distance from the receive antenna. A receiving antenna was placed on the antenna mast 3 meters from the EUT for emission measurements. The height of receiving antenna is 1.5m. The test setup refers to figure below. Detected emissions were maximized at each frequency by rotating the EUT through 360 and adjusting the receiving antenna polarization. The radiated emission measurements of all transmit frequencies in three channels (High, Middle, Low) were measured with rms detector.

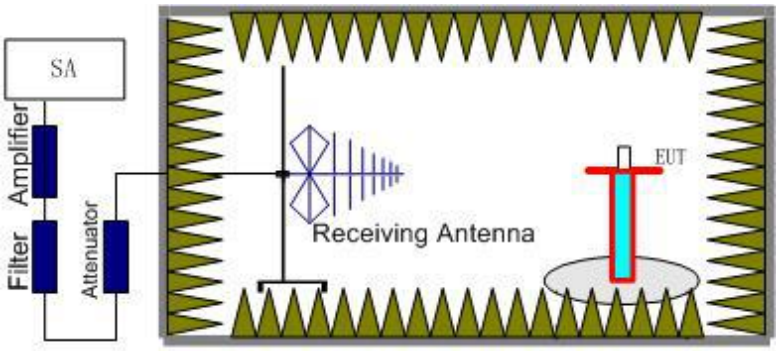

2. The EUT is then put into continuously transmitting mode at its maximum power level during the test. And the maximum value of the receiver should be recorded as (Pr).
3. The EUT shall be replaced by a substitution antenna. The test setup refers to figure below.

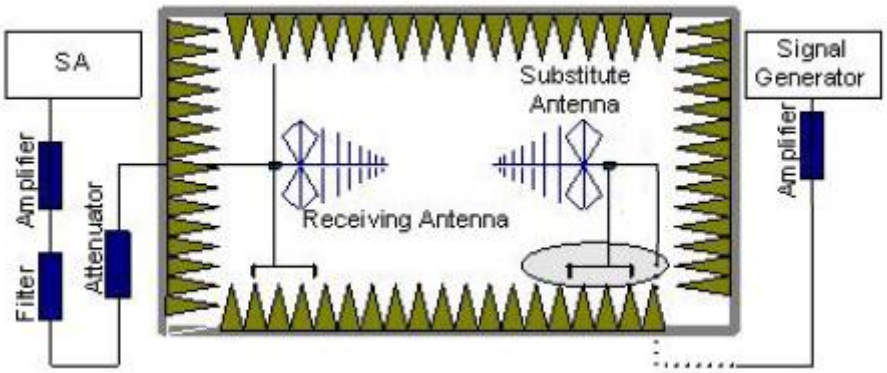

©Copyright. All rights reserved by CTTL.

In the chamber, a substitution antenna for the frequency band of interest is placed at the reference point of the chamber. An RF signal source for the frequency band of interest is connected to the substitution antenna with a cable that has been constructed to not interfere with the radiation pattern of the antenna. A power (P_{Mea}) is applied to the input of the substitution antenna. Adjust the level of the signal generator output until the value of the receiver reaches the previously recorded (P_r). The power of signal source (P_{Mea}) is recorded. The test should be performed by rotating the test item and adjusting the receiving antenna polarization.

4. An amplifier should be connected to the Signal Source output port. And the cable should be connected between the amplifier and the substitution antenna.
   The cable loss (P_{cl}), the substitution antenna Gain (G_a) and the amplifier Gain (P_{Ag}) should be recorded after test.
   The measurement results are obtained as described below:
   Power (EIRP) = P_{Mea} - P_{Ag} - P_{cl} - G_a
5. This value is EIRP since the measurement is calibrated using an antenna of known gain (unit dBi) and known input power.
6. ERP can be calculated from EIRP by subtracting the gain of the dipole, ERP = EIRP - 2.15.

©Copyright. All rights reserved by CTTL.

A.1.3.3 Measurement result

Spot Check Measurement Results:

LTE Band 7- EIRP

Limits: ≤33 dBm (2W)

LTE Band 7_5MHz_QPSK

Frequency (MHz)	P_{Mea} (dBm)	P_{cl} (dB)	P_{Ag} (dB)	G_a (dBi)	EIRP (dBm)	Limit (dBm)	Margin (dB)	Polarization
2502.50	-26.76	3.58	45.68	6.10	21.44	33.00	11.56	H
2535.00	-24.26	3.63	44.82	6.16	23.09	33.00	9.91	H
2567.50	-23.90	3.65	44.92	6.22	23.59	33.00	9.41	H

LTE Band 7_10MHz_QPSK

Frequency (MHz)	P_{Mea} (dBm)	P_{cl} (dB)	P_{Ag} (dB)	G_a (dBi)	EIRP (dBm)	Limit (dBm)	Margin (dB)	Polarization
2505.00	-26.75	3.59	45.64	6.11	21.41	33.00	11.59	H
2535.00	-24.31	3.63	44.82	6.16	23.04	33.00	9.96	H
2565.00	-24.16	3.65	44.97	6.22	23.38	33.00	9.62	H

LTE Band 7_15MHz_QPSK

Frequency (MHz)	P_{Mea} (dBm)	P_{cl} (dB)	P_{Ag} (dB)	G_a (dBi)	EIRP (dBm)	Limit (dBm)	Margin (dB)	Polarization
2507.50	-25.40	3.59	44.92	6.11	22.04	33.00	10.96	V
2535.00	-24.22	3.63	44.82	6.16	23.13	33.00	9.87	H
2562.50	-24.62	3.65	45.67	6.21	23.61	33.00	9.39	H

LTE Band 7_20 MHz_QPSK

Frequency (MHz)	P_{Mea} (dBm)	P_{cl} (dB)	P_{Ag} (dB)	G_a (dBi)	EIRP (dBm)	Limit (dBm)	Margin (dB)	Polarization
2510.00	-26.60	3.58	45.36	6.12	21.30	33.00	11.70	H
2535.00	-24.01	3.63	44.82	6.16	23.34	33.00	9.66	H
2560.00	-24.68	3.64	45.98	6.21	23.87	33.00	9.13	H

©Copyright. All rights reserved by CTTL.

Reference Measurement Results from basic model:

LTE Band 2- EIRP

Limits: ≤33dBm (2W)

LTE Band 2_1.4MHz_QPSK

Frequency (MHz)	P_{Mea} (dBm)	P_{cl} (dB)	P_{Ag} (dB)	G_a (dBi)	EIRP (dBm)	Limit (dBm)	Margin (dB)	Polarization
1850.70	-27.38	2.92	43.75	4.87	18.32	33.00	14.68	H
1880.00	-28.06	2.85	43.75	4.82	17.66	33.00	15.34	H
1909.30	-27.76	2.87	43.77	4.76	17.90	33.00	15.10	H

LTE Band 2_3MHz_QPSK

Frequency (MHz)	P_{Mea} (dBm)	P_{cl} (dB)	P_{Ag} (dB)	G_a (dBi)	EIRP (dBm)	Limit (dBm)	Margin (dB)	Polarization
1851.50	-27.66	2.87	43.75	4.87	18.09	33.00	14.91	H
1880.00	-28.10	2.85	43.75	4.82	17.62	33.00	15.38	H
1908.50	-28.23	2.89	43.78	4.76	17.42	33.00	15.58	H

LTE Band 2_5MHz_QPSK

Frequency (MHz)	P_{Mea} (dBm)	P_{cl} (dB)	P_{Ag} (dB)	G_a (dBi)	EIRP (dBm)	Limit (dBm)	Margin (dB)	Polarization
1852.50	-27.76	2.87	43.75	4.87	17.99	33.00	15.01	H
1880.00	-28.15	2.85	43.75	4.82	17.57	33.00	15.43	V
1907.50	-28.44	2.84	43.77	4.77	17.26	33.00	15.74	H

LTE Band 2_10MHz_QPSK

Frequency (MHz)	P_{Mea} (dBm)	P_{cl} (dB)	P_{Ag} (dB)	G_a (dBi)	EIRP (dBm)	Limit (dBm)	Margin (dB)	Polarization
1855.00	-27.68	2.88	43.74	4.86	18.04	33.00	14.96	H
1880.00	-27.89	2.85	43.75	4.82	17.83	33.00	15.17	H
1905.00	-28.60	2.87	43.77	4.77	17.07	33.00	15.93	H

LTE Band 2_15MHz_QPSK

Frequency (MHz)	P_{Mea} (dBm)	P_{cl} (dB)	P_{Ag} (dB)	G_a (dBi)	EIRP (dBm)	Limit (dBm)	Margin (dB)	Polarization
1857.50	-27.91	2.87	43.75	4.86	17.83	33.00	15.17	H
1880.00	-28.08	2.85	43.75	4.82	17.64	33.00	15.36	V
1902.50	-28.73	2.86	43.77	4.78	16.96	33.00	16.04	V

LTE Band 2_20 MHz_QPSK

Frequency (MHz)	P_{Mea} (dBm)	P_{cl} (dB)	P_{Ag} (dB)	G_a (dBi)	EIRP (dBm)	Limit (dBm)	Margin (dB)	Polarization
1860.00	-27.67	2.86	43.75	4.85	18.07	33.00	14.93	H
1880.00	-27.81	2.85	43.75	4.82	17.91	33.00	15.09	V
1900.00	-28.30	2.87	43.77	4.78	17.38	33.00	15.62	V

©Copyright. All rights reserved by CTTL.

LTE Band 2_1.4MHz_16QAM

Frequency (MHz)	P_{Mea} (dBm)	P_{cl} (dB)	P_{Ag} (dB)	G_a (dBi)	EIRP (dBm)	Limit (dBm)	Margin (dB)	Polarization
1850.70	-28.04	2.92	43.75	4.87	17.66	33.00	15.34	H
1880.00	-28.83	2.85	43.75	4.82	16.89	33.00	16.11	V
1909.30	-28.35	2.87	43.77	4.76	17.31	33.00	15.69	H

LTE Band 2_3MHz_16QAM

Frequency (MHz)	P_{Mea} (dBm)	P_{cl} (dB)	P_{Ag} (dB)	G_a (dBi)	EIRP (dBm)	Limit (dBm)	Margin (dB)	Polarization
1851.50	-28.26	2.87	43.75	4.87	17.49	33.00	15.51	H
1880.00	-28.93	2.85	43.75	4.82	16.79	33.00	16.21	H
1908.50	-28.96	2.89	43.78	4.76	16.69	33.00	16.31	H

LTE Band 2_5MHz_16QAM

Frequency (MHz)	P_{Mea} (dBm)	P_{cl} (dB)	P_{Ag} (dB)	G_a (dBi)	EIRP (dBm)	Limit (dBm)	Margin (dB)	Polarization
1852.50	-28.49	2.87	43.75	4.87	17.26	33.00	15.74	H
1880.00	-28.95	2.85	43.75	4.82	16.77	33.00	16.23	H
1907.50	-29.47	2.84	43.77	4.77	16.23	33.00	16.77	V

LTE Band 2_10MHz_16QAM

Frequency (MHz)	P_{Mea} (dBm)	P_{cl} (dB)	P_{Ag} (dB)	G_a (dBi)	EIRP (dBm)	Limit (dBm)	Margin (dB)	Polarization
1855.00	-28.62	2.88	43.74	4.86	17.10	33.00	15.90	H
1880.00	-28.88	2.85	43.75	4.82	16.84	33.00	16.16	H
1905.00	-29.44	2.87	43.77	4.77	16.23	33.00	16.77	V

LTE Band 2_15MHz_16QAM

Frequency (MHz)	P_{Mea} (dBm)	P_{cl} (dB)	P_{Ag} (dB)	G_a (dBi)	EIRP (dBm)	Limit (dBm)	Margin (dB)	Polarization
1857.50	-28.60	2.87	43.75	4.86	17.14	33.00	15.86	H
1880.00	-29.09	2.85	43.75	4.82	16.63	33.00	16.37	V
1902.50	-29.82	2.86	43.77	4.78	15.87	33.00	17.13	V

LTE Band 2_20 MHz_16QAM

Frequency (MHz)	P_{Mea} (dBm)	P_{cl} (dB)	P_{Ag} (dB)	G_a (dBi)	EIRP (dBm)	Limit (dBm)	Margin (dB)	Polarization
1860.00	-29.02	2.86	43.75	4.85	16.72	33.00	16.28	H
1880.00	-28.54	2.85	43.75	4.82	17.18	33.00	15.82	V
1900.00	-29.70	2.87	43.77	4.78	15.98	33.00	17.02	V

©Copyright. All rights reserved by CTTL.

LTE Band 2_1.4MHz_64QAM

Frequency (MHz)	P_{Mea} (dBm)	P_{cl} (dB)	P_{Ag} (dB)	G_a (dBi)	EIRP (dBm)	Limit (dBm)	Margin (dB)	Polarization
1850.70	-29.32	2.92	43.75	4.87	16.38	33.00	16.62	H
1880.00	-29.28	2.85	43.75	4.82	16.44	33.00	16.56	V
1909.30	-29.67	2.87	43.77	4.76	15.99	33.00	17.01	H

LTE Band 2_3MHz_64QAM

Frequency (MHz)	P_{Mea} (dBm)	P_{cl} (dB)	P_{Ag} (dB)	G_a (dBi)	EIRP (dBm)	Limit (dBm)	Margin (dB)	Polarization
1851.50	-29.41	2.87	43.75	4.87	16.34	33.00	16.66	H
1880.00	-29.49	2.85	43.75	4.82	16.23	33.00	16.77	H
1908.50	-29.48	2.89	43.78	4.76	16.17	33.00	16.83	H

LTE Band 2_5MHz_64QAM

Frequency (MHz)	P_{Mea} (dBm)	P_{cl} (dB)	P_{Ag} (dB)	G_a (dBi)	EIRP (dBm)	Limit (dBm)	Margin (dB)	Polarization
1852.50	-29.57	2.87	43.75	4.87	16.18	33.00	16.82	H
1880.00	-29.43	2.85	43.75	4.82	16.29	33.00	16.71	H
1907.50	-30.03	2.84	43.77	4.77	15.67	33.00	17.33	V

LTE Band 2_10MHz_64QAM

Frequency (MHz)	P_{Mea} (dBm)	P_{cl} (dB)	P_{Ag} (dB)	G_a (dBi)	EIRP (dBm)	Limit (dBm)	Margin (dB)	Polarization
1855.00	-29.49	2.88	43.74	4.86	16.23	33.00	16.77	H
1880.00	-29.34	2.85	43.75	4.82	16.38	33.00	16.62	V
1905.00	-29.85	2.87	43.77	4.77	15.82	33.00	17.18	H

LTE Band 2_15MHz_64QAM

Frequency (MHz)	P_{Mea} (dBm)	P_{cl} (dB)	P_{Ag} (dB)	G_a (dBi)	EIRP (dBm)	Limit (dBm)	Margin (dB)	Polarization
1857.50	-29.87	2.87	43.75	4.86	15.87	33.00	17.13	H
1880.00	-29.41	2.85	43.75	4.82	16.31	33.00	16.69	H
1902.50	-30.13	2.86	43.77	4.78	15.56	33.00	17.44	V

LTE Band 2_20 MHz_64QAM

Frequency (MHz)	P_{Mea} (dBm)	P_{cl} (dB)	P_{Ag} (dB)	G_a (dBi)	EIRP (dBm)	Limit (dBm)	Margin (dB)	Polarization
1860.00	-29.47	2.86	43.75	4.85	16.27	33.00	16.73	H
1880.00	-29.10	2.85	43.75	4.82	16.62	33.00	16.38	H
1900.00	-29.85	2.87	43.77	4.78	15.83	33.00	17.17	V

©Copyright. All rights reserved by CTTL.

LTE Band 4- EIRP

Limits: ≤30dBm (1W)

LTE Band 4_1.4MHz_QPSK

Frequency (MHz)	P_{Mea} (dBm)	P_{cl} (dB)	P_{Ag} (dB)	G_a (dBi)	EIRP (dBm)	Limit (dBm)	Margin (dB)	Polarization
1710.70	-28.57	3.17	44.10	5.12	17.48	30.00	12.52	H
1732.50	-26.96	3.33	44.14	5.08	18.93	30.00	11.07	H
1754.30	-25.66	3.76	44.14	5.04	19.76	30.00	10.24	H

LTE Band 4_3MHz_QPSK

Frequency (MHz)	P_{Mea} (dBm)	P_{cl} (dB)	P_{Ag} (dB)	G_a (dBi)	EIRP (dBm)	Limit (dBm)	Margin (dB)	Polarization
1711.50	-28.44	3.40	44.10	5.12	17.38	30.00	12.62	H
1732.50	-26.94	3.33	44.14	5.08	18.95	30.00	11.05	H
1753.50	-25.98	3.80	44.13	5.04	19.39	30.00	10.61	H

LTE Band 4_5MHz_QPSK

Frequency (MHz)	P_{Mea} (dBm)	P_{cl} (dB)	P_{Ag} (dB)	G_a (dBi)	EIRP (dBm)	Limit (dBm)	Margin (dB)	Polarization
1712.50	-28.16	3.66	44.10	5.12	17.40	30.00	12.60	H
1732.50	-27.09	3.33	44.14	5.08	18.80	30.00	11.20	H
1752.50	-25.97	3.82	44.14	5.05	19.40	30.00	10.60	H

LTE Band 4_10MHz_QPSK

Frequency (MHz)	P_{Mea} (dBm)	P_{cl} (dB)	P_{Ag} (dB)	G_a (dBi)	EIRP (dBm)	Limit (dBm)	Margin (dB)	Polarization
1715.00	-27.88	3.56	44.10	5.11	17.77	30.00	12.23	H
1732.50	-26.92	3.33	44.14	5.08	18.97	30.00	11.03	H
1750.00	-26.93	3.00	44.15	5.05	19.27	30.00	10.73	H

LTE Band 4_15MHz_QPSK

Frequency (MHz)	P_{Mea} (dBm)	P_{cl} (dB)	P_{Ag} (dB)	G_a (dBi)	EIRP (dBm)	Limit (dBm)	Margin (dB)	Polarization
1717.50	-28.18	3.47	44.11	5.11	17.57	30.00	12.43	H
1732.50	-27.03	3.33	44.14	5.08	18.86	30.00	11.14	H
1747.50	-27.28	3.34	44.15	5.05	18.58	30.00	11.42	H

LTE Band 4_20 MHz_QPSK

Frequency (MHz)	P_{Mea} (dBm)	P_{cl} (dB)	P_{Ag} (dB)	G_a (dBi)	EIRP (dBm)	Limit (dBm)	Margin (dB)	Polarization
1720.00	-28.03	3.37	44.11	5.10	17.81	30.00	12.19	H
1732.50	-27.19	3.33	44.14	5.08	18.70	30.00	11.30	H
1745.00	-26.81	3.68	44.16	5.06	18.73	30.00	11.27	H

©Copyright. All rights reserved by CTTL.

LTE Band 4_1.4MHz_16QAM

Frequency (MHz)	P_{Mea} (dBm)	P_{cl} (dB)	P_{Ag} (dB)	G_a (dBi)	EIRP (dBm)	Limit (dBm)	Margin (dB)	Polarization
1710.70	-29.35	3.17	44.10	5.12	16.70	30.00	13.30	H
1732.50	-28.03	3.33	44.14	5.08	17.86	30.00	12.14	H
1754.30	-26.39	3.76	44.14	5.04	19.03	30.00	10.97	H

LTE Band 4_3MHz_16QAM

Frequency (MHz)	P_{Mea} (dBm)	P_{cl} (dB)	P_{Ag} (dB)	G_a (dBi)	EIRP (dBm)	Limit (dBm)	Margin (dB)	Polarization
1711.50	-29.26	3.40	44.10	5.12	16.56	30.00	13.44	H
1732.50	-28.12	3.33	44.14	5.08	17.77	30.00	12.23	H
1753.50	-26.66	3.80	44.13	5.04	18.71	30.00	11.29	H

LTE Band 4_5MHz_16QAM

Frequency (MHz)	P_{Mea} (dBm)	P_{cl} (dB)	P_{Ag} (dB)	G_a (dBi)	EIRP (dBm)	Limit (dBm)	Margin (dB)	Polarization
1712.50	-29.11	3.66	44.10	5.12	16.45	30.00	13.55	H
1732.50	-27.84	3.33	44.14	5.08	18.05	30.00	11.95	H
1752.50	-26.56	3.82	44.14	5.05	18.81	30.00	11.19	H

LTE Band 4_10MHz_16QAM

Frequency (MHz)	P_{Mea} (dBm)	P_{cl} (dB)	P_{Ag} (dB)	G_a (dBi)	EIRP (dBm)	Limit (dBm)	Margin (dB)	Polarization
1715.00	-28.76	3.56	44.10	5.11	16.89	30.00	13.11	H
1732.50	-27.74	3.33	44.14	5.08	18.15	30.00	11.85	H
1750.00	-28.23	3.00	44.15	5.05	17.97	30.00	12.03	H

LTE Band 4_15MHz_16QAM

Frequency (MHz)	P_{Mea} (dBm)	P_{cl} (dB)	P_{Ag} (dB)	G_a (dBi)	EIRP (dBm)	Limit (dBm)	Margin (dB)	Polarization
1717.50	-28.79	3.47	44.11	5.11	16.96	30.00	13.04	H
1732.50	-27.94	3.33	44.14	5.08	17.95	30.00	12.05	H
1747.50	-28.23	3.34	44.15	5.05	17.63	30.00	12.37	H

LTE Band 4_20 MHz_16QAM

Frequency (MHz)	P_{Mea} (dBm)	P_{cl} (dB)	P_{Ag} (dB)	G_a (dBi)	EIRP (dBm)	Limit (dBm)	Margin (dB)	Polarization
1720.00	-29.13	3.37	44.11	5.10	16.71	30.00	13.29	H
1732.50	-27.36	3.33	44.14	5.08	18.53	30.00	11.47	H
1745.00	-27.72	3.68	44.16	5.06	17.82	30.00	12.18	H

©Copyright. All rights reserved by CTTL.

LTE Band 4_1.4MHz_64QAM

Frequency (MHz)	P_{Mea} (dBm)	P_{cl} (dB)	P_{Ag} (dB)	G_a (dBi)	EIRP (dBm)	Limit (dBm)	Margin (dB)	Polarization
1710.70	-30.55	3.17	44.10	5.12	15.50	30.00	14.50	H
1732.50	-28.54	3.33	44.14	5.08	17.35	30.00	12.65	H
1754.30	-27.21	3.76	44.14	5.04	18.21	30.00	11.79	H

LTE Band 4_3MHz_64QAM

Frequency (MHz)	P_{Mea} (dBm)	P_{cl} (dB)	P_{Ag} (dB)	G_a (dBi)	EIRP (dBm)	Limit (dBm)	Margin (dB)	Polarization
1711.50	-30.27	3.40	44.10	5.12	15.55	30.00	14.45	H
1732.50	-28.59	3.33	44.14	5.08	17.30	30.00	12.70	H
1753.50	-26.86	3.80	44.13	5.04	18.51	30.00	11.49	H

LTE Band 4_5MHz_64QAM

Frequency (MHz)	P_{Mea} (dBm)	P_{cl} (dB)	P_{Ag} (dB)	G_a (dBi)	EIRP (dBm)	Limit (dBm)	Margin (dB)	Polarization
1712.50	-30.08	3.66	44.10	5.12	15.48	30.00	14.52	H
1732.50	-28.23	3.33	44.14	5.08	17.66	30.00	12.34	H
1752.50	-27.04	3.82	44.14	5.05	18.33	30.00	11.67	H

LTE Band 4_10MHz_64QAM

Frequency (MHz)	P_{Mea} (dBm)	P_{cl} (dB)	P_{Ag} (dB)	G_a (dBi)	EIRP (dBm)	Limit (dBm)	Margin (dB)	Polarization
1715.00	-29.65	3.56	44.10	5.11	16.00	30.00	14.00	H
1732.50	-28.32	3.33	44.14	5.08	17.57	30.00	12.43	H
1750.00	-28.95	3.00	44.15	5.05	17.25	30.00	12.75	H

LTE Band 4_15MHz_64QAM

Frequency (MHz)	P_{Mea} (dBm)	P_{cl} (dB)	P_{Ag} (dB)	G_a (dBi)	EIRP (dBm)	Limit (dBm)	Margin (dB)	Polarization
1717.50	-29.83	3.47	44.11	5.11	15.92	30.00	14.08	H
1732.50	-28.40	3.33	44.14	5.08	17.49	30.00	12.51	H
1747.50	-28.34	3.34	44.15	5.05	17.52	30.00	12.48	H

LTE Band 4_20 MHz_64QAM

Frequency (MHz)	P_{Mea} (dBm)	P_{cl} (dB)	P_{Ag} (dB)	G_a (dBi)	EIRP (dBm)	Limit (dBm)	Margin (dB)	Polarization
1720.00	-30.22	3.37	44.11	5.10	15.62	30.00	14.38	H
1732.50	-28.07	3.33	44.14	5.08	17.82	30.00	12.18	H
1745.00	-27.93	3.68	44.16	5.06	17.61	30.00	12.39	H

©Copyright. All rights reserved by CTTL.

LTE Band 5- ERP

Limits: ≤38.45dBm (7W)

LTE Band 5_1.4MHz_QPSK

Frequency (MHz)	P_{Mea} (dBm)	P_{cl} (dB)	P_{Ag} (dB)	G_a (dBi)	Correction (dB)	ERP (dBm)	Limit (dBm)	Margin (dB)	Polarization
824.70	-21.59	2.26	45.79	0.95	2.15	20.74	38.45	17.71	H
836.50	-21.02	2.26	45.66	0.82	2.15	21.05	38.45	17.40	H
848.30	-22.46	2.27	45.55	0.80	2.15	19.47	38.45	18.98	V

LTE Band 5_3MHz_QPSK

Frequency (MHz)	P_{Mea} (dBm)	P_{cl} (dB)	P_{Ag} (dB)	G_a (dBi)	Correction (dB)	ERP (dBm)	Limit (dBm)	Margin (dB)	Polarization
825.50	-21.50	2.26	45.79	0.94	2.15	20.82	38.45	17.63	H
836.50	-21.44	2.26	45.66	0.82	2.15	20.63	38.45	17.82	H
847.50	-22.51	2.27	45.56	0.81	2.15	19.44	38.45	19.01	H

LTE Band 5_5MHz_QPSK

Frequency (MHz)	P_{Mea} (dBm)	P_{cl} (dB)	P_{Ag} (dB)	G_a (dBi)	Correction (dB)	ERP (dBm)	Limit (dBm)	Margin (dB)	Polarization
826.50	-21.77	2.25	45.77	0.93	2.15	20.53	38.45	17.92	H
836.50	-21.27	2.26	45.66	0.82	2.15	20.80	38.45	17.65	H
846.50	-22.42	2.26	45.56	0.82	2.15	19.55	38.45	18.90	H

LTE Band 5_10MHz_QPSK

Frequency (MHz)	P_{Mea} (dBm)	P_{cl} (dB)	P_{Ag} (dB)	G_a (dBi)	Correction (dB)	ERP (dBm)	Limit (dBm)	Margin (dB)	Polarization
829.00	-22.06	2.13	45.74	0.90	2.15	20.30	38.45	18.15	H
836.50	-21.05	2.26	45.66	0.82	2.15	21.02	38.45	17.43	H
844.00	-22.61	2.26	45.59	0.82	2.15	19.39	38.45	19.06	H

©Copyright. All rights reserved by CTTL.

LTE Band 5_1.4MHz_16QAM

Frequency (MHz)	P_{Mea} (dBm)	P_{cl} (dB)	P_{Ag} (dB)	G_a (dBi)	Correction (dB)	ERP (dBm)	Limit (dBm)	Margin (dB)	Polarization
824.70	-21.61	2.26	45.79	0.95	2.15	20.72	38.45	17.73	H
836.50	-21.64	2.26	45.66	0.82	2.15	20.43	38.45	18.02	H
848.30	-22.95	2.27	45.55	0.80	2.15	18.98	38.45	19.47	H

LTE Band 5_3MHz_16QAM

Frequency (MHz)	P_{Mea} (dBm)	P_{cl} (dB)	P_{Ag} (dB)	G_a (dBi)	Correction (dB)	ERP (dBm)	Limit (dBm)	Margin (dB)	Polarization
825.50	-22.52	2.26	45.79	0.94	2.15	19.80	38.45	18.65	H
836.50	-21.77	2.26	45.66	0.82	2.15	20.30	38.45	18.15	H
847.50	-23.35	2.27	45.56	0.81	2.15	18.60	38.45	19.85	H

LTE Band 5_5MHz_16QAM

Frequency (MHz)	P_{Mea} (dBm)	P_{cl} (dB)	P_{Ag} (dB)	G_a (dBi)	Correction (dB)	ERP (dBm)	Limit (dBm)	Margin (dB)	Polarization
826.50	-21.79	2.25	45.77	0.93	2.15	20.51	38.45	17.94	H
836.50	-21.78	2.26	45.66	0.82	2.15	20.29	38.45	18.16	H
846.50	-23.59	2.26	45.56	0.82	2.15	18.38	38.45	20.07	H

LTE Band 5_10MHz_16QAM

Frequency (MHz)	P_{Mea} (dBm)	P_{cl} (dB)	P_{Ag} (dB)	G_a (dBi)	Correction (dB)	ERP (dBm)	Limit (dBm)	Margin (dB)	Polarization
829.00	-22.75	2.13	45.74	0.90	2.15	19.61	38.45	18.84	H
836.50	-22.48	2.26	45.66	0.82	2.15	19.59	38.45	18.86	H
844.00	-23.36	2.26	45.59	0.82	2.15	18.64	38.45	19.81	H

©Copyright. All rights reserved by CTTL.

LTE Band 5_1.4MHz_64QAM

Frequency (MHz)	P_{Mea} (dBm)	P_{cl} (dB)	P_{Ag} (dB)	G_a (dBi)	Correction (dB)	ERP (dBm)	Limit (dBm)	Margin (dB)	Polarization
824.70	-22.41	2.26	45.79	0.95	2.15	19.92	38.45	18.53	H
836.50	-21.97	2.26	45.66	0.82	2.15	20.10	38.45	18.35	H
848.30	-23.08	2.27	45.55	0.80	2.15	18.85	38.45	19.60	H

LTE Band 5_3MHz_64QAM

Frequency (MHz)	P_{Mea} (dBm)	P_{cl} (dB)	P_{Ag} (dB)	G_a (dBi)	Correction (dB)	ERP (dBm)	Limit (dBm)	Margin (dB)	Polarization
825.50	-22.37	2.26	45.79	0.94	2.15	19.95	38.45	18.50	H
836.50	-22.17	2.26	45.66	0.82	2.15	19.90	38.45	18.55	H
847.50	-23.50	2.27	45.56	0.81	2.15	18.45	38.45	20.00	H

LTE Band 5_5MHz_64QAM

Frequency (MHz)	P_{Mea} (dBm)	P_{cl} (dB)	P_{Ag} (dB)	G_a (dBi)	Correction (dB)	ERP (dBm)	Limit (dBm)	Margin (dB)	Polarization
826.50	-22.65	2.25	45.77	0.93	2.15	19.65	38.45	18.80	H
836.50	-22.21	2.26	45.66	0.82	2.15	19.86	38.45	18.59	H
846.50	-23.64	2.26	45.56	0.82	2.15	18.33	38.45	20.12	H

LTE Band 5_10MHz_64QAM

Frequency (MHz)	P_{Mea} (dBm)	P_{cl} (dB)	P_{Ag} (dB)	G_a (dBi)	Correction (dB)	ERP (dBm)	Limit (dBm)	Margin (dB)	Polarization
829.00	-23.51	2.13	45.74	0.90	2.15	18.85	38.45	19.60	H
836.50	-21.87	2.26	45.66	0.82	2.15	20.20	38.45	18.25	H
844.00	-23.47	2.26	45.59	0.82	2.15	18.53	38.45	19.92	H

©Copyright. All rights reserved by CTTL.

LTE Band 7- EIRP

Limits: ≤33 dBm (2W)

LTE Band 7_5MHz_QPSK

Frequency (MHz)	P_{Mea} (dBm)	P_{cl} (dB)	P_{Ag} (dB)	G_a (dBi)	EIRP (dBm)	Limit (dBm)	Margin (dB)	Polarization
2502.50	-30.40	3.58	45.68	6.10	17.80	33.00	15.20	H
2535.00	-27.76	3.63	44.82	6.16	19.59	33.00	13.41	H
2567.50	-27.65	3.65	44.92	6.22	19.84	33.00	13.16	H

LTE Band 7_10MHz_QPSK

Frequency (MHz)	P_{Mea} (dBm)	P_{cl} (dB)	P_{Ag} (dB)	G_a (dBi)	EIRP (dBm)	Limit (dBm)	Margin (dB)	Polarization
2505.00	-29.85	3.59	45.64	6.11	18.31	33.00	14.69	H
2535.00	-27.88	3.63	44.82	6.16	19.47	33.00	13.53	H
2565.00	-27.15	3.65	44.97	6.22	20.39	33.00	12.61	H

LTE Band 7_15MHz_QPSK

Frequency (MHz)	P_{Mea} (dBm)	P_{cl} (dB)	P_{Ag} (dB)	G_a (dBi)	EIRP (dBm)	Limit (dBm)	Margin (dB)	Polarization
2507.50	-29.37	3.59	44.92	6.11	18.07	33.00	14.93	H
2535.00	-27.88	3.63	44.82	6.16	19.47	33.00	13.53	H
2562.50	-28.25	3.65	45.67	6.21	19.98	33.00	13.02	H

LTE Band 7_20 MHz_QPSK

Frequency (MHz)	P_{Mea} (dBm)	P_{cl} (dB)	P_{Ag} (dB)	G_a (dBi)	EIRP (dBm)	Limit (dBm)	Margin (dB)	Polarization
2510.00	-29.47	3.58	45.36	6.12	18.43	33.00	14.57	H
2535.00	-27.58	3.63	44.82	6.16	19.77	33.00	13.23	H
2560.00	-28.24	3.64	45.98	6.21	20.31	33.00	12.69	H

©Copyright. All rights reserved by CTTL.

LTE Band 7_5MHz_16QAM

Frequency (MHz)	P_{Mea} (dBm)	P_{cl} (dB)	P_{Ag} (dB)	G_a (dBi)	EIRP (dBm)	Limit (dBm)	Margin (dB)	Polarization
2502.50	-30.95	3.58	45.68	6.10	17.25	33.00	15.75	H
2535.00	-28.83	3.63	44.82	6.16	18.52	33.00	14.48	H
2567.50	-28.29	3.65	44.92	6.22	19.20	33.00	13.80	H

LTE Band 7_10MHz_16QAM

Frequency (MHz)	P_{Mea} (dBm)	P_{cl} (dB)	P_{Ag} (dB)	G_a (dBi)	EIRP (dBm)	Limit (dBm)	Margin (dB)	Polarization
2505.00	-30.69	3.59	45.64	6.11	17.47	33.00	15.53	H
2535.00	-28.63	3.63	44.82	6.16	18.72	33.00	14.28	H
2565.00	-28.80	3.65	44.97	6.22	18.74	33.00	14.26	H

LTE Band 7_15MHz_16QAM

Frequency (MHz)	P_{Mea} (dBm)	P_{cl} (dB)	P_{Ag} (dB)	G_a (dBi)	EIRP (dBm)	Limit (dBm)	Margin (dB)	Polarization
2507.50	-29.78	3.59	44.92	6.11	17.66	33.00	15.34	H
2535.00	-28.79	3.63	44.82	6.16	18.56	33.00	14.44	H
2562.50	-29.36	3.65	45.67	6.21	18.87	33.00	14.13	H

LTE Band 7_20 MHz_16QAM

Frequency (MHz)	P_{Mea} (dBm)	P_{cl} (dB)	P_{Ag} (dB)	G_a (dBi)	EIRP (dBm)	Limit (dBm)	Margin (dB)	Polarization
2510.00	-30.62	3.58	45.36	6.12	17.28	33.00	15.72	H
2535.00	-28.23	3.63	44.82	6.16	19.12	33.00	13.88	H
2560.00	-29.75	3.64	45.98	6.21	18.80	33.00	14.20	H

©Copyright. All rights reserved by CTTL.

LTE Band 7_5MHz_64QAM

Frequency (MHz)	P_{Mea} (dBm)	P_{cl} (dB)	P_{Ag} (dB)	G_a (dBi)	EIRP (dBm)	Limit (dBm)	Margin (dB)	Polarization
2502.50	-32.25	3.58	45.68	6.10	15.95	33.00	17.05	H
2535.00	-29.87	3.63	44.82	6.16	17.48	33.00	15.52	H
2567.50	-29.98	3.65	44.92	6.22	17.51	33.00	15.49	H

LTE Band 7_10MHz_64QAM

Frequency (MHz)	P_{Mea} (dBm)	P_{cl} (dB)	P_{Ag} (dB)	G_a (dBi)	EIRP (dBm)	Limit (dBm)	Margin (dB)	Polarization
2505.00	-31.94	3.59	45.64	6.11	16.22	33.00	16.78	H
2535.00	-29.59	3.63	44.82	6.16	17.76	33.00	15.24	H
2565.00	-29.96	3.65	44.97	6.22	17.58	33.00	15.42	H

LTE Band 7_15MHz_64QAM

Frequency (MHz)	P_{Mea} (dBm)	P_{cl} (dB)	P_{Ag} (dB)	G_a (dBi)	EIRP (dBm)	Limit (dBm)	Margin (dB)	Polarization
2507.50	-31.00	3.59	44.92	6.11	16.44	33.00	16.56	H
2535.00	-29.66	3.63	44.82	6.16	17.69	33.00	15.31	H
2562.50	-30.68	3.65	45.67	6.21	17.55	33.00	15.45	H

LTE Band 7_20 MHz_64QAM

Frequency (MHz)	P_{Mea} (dBm)	P_{cl} (dB)	P_{Ag} (dB)	G_a (dBi)	EIRP (dBm)	Limit (dBm)	Margin (dB)	Polarization
2510.00	-31.79	3.58	45.36	6.12	16.11	33.00	16.89	H
2535.00	-29.44	3.63	44.82	6.16	17.91	33.00	15.09	H
2560.00	-30.96	3.64	45.98	6.21	17.59	33.00	15.41	H

©Copyright. All rights reserved by CTTL.

LTE Band 12 - ERP

Limits: ≤34.77dBm (3W)

LTE Band 12_1.4MHz_QPSK

Frequency (MHz)	P_{Mea} (dBm)	P_{cl} (dB)	P_{Ag} (dB)	G_a (dBi)	Correction (dB)	ERP (dBm)	Limit (dBm)	Margin (dB)	Polarization
699.70	-25.15	1.90	44.66	0.77	2.15	16.23	34.77	18.54	H
707.50	-24.43	1.91	44.94	0.62	2.15	17.07	34.77	17.70	H
715.30	-23.65	1.92	45.26	0.50	2.15	18.04	34.77	16.73	H

LTE Band 12_3MHz_QPSK

Frequency (MHz)	P_{Mea} (dBm)	P_{cl} (dB)	P_{Ag} (dB)	G_a (dBi)	Correction (dB)	ERP (dBm)	Limit (dBm)	Margin (dB)	Polarization
700.50	-25.03	1.90	44.68	0.76	2.15	16.36	34.77	18.41	H
707.50	-24.69	1.91	44.94	0.62	2.15	16.81	34.77	17.96	H
714.50	-23.78	1.92	45.26	0.50	2.15	17.91	34.77	16.86	H

LTE Band 12_5MHz_QPSK

Frequency (MHz)	P_{Mea} (dBm)	P_{cl} (dB)	P_{Ag} (dB)	G_a (dBi)	Correction (dB)	ERP (dBm)	Limit (dBm)	Margin (dB)	Polarization
701.50	-25.28	1.90	44.81	0.74	2.15	16.22	34.77	18.55	H
707.50	-24.81	1.91	44.94	0.62	2.15	16.69	34.77	18.08	H
713.50	-24.07	1.92	45.22	0.50	2.15	17.58	34.77	17.19	H

LTE Band 12_10MHz_QPSK

Frequency (MHz)	P_{Mea} (dBm)	P_{cl} (dB)	P_{Ag} (dB)	G_a (dBi)	Correction (dB)	ERP (dBm)	Limit (dBm)	Margin (dB)	Polarization
704.00	-24.99	1.91	44.93	0.70	2.15	16.58	34.77	18.19	H
707.50	-24.43	1.91	44.94	0.62	2.15	17.07	34.77	17.70	H
711.00	-24.36	1.92	45.19	0.53	2.15	17.29	34.77	17.48	H

©Copyright. All rights reserved by CTTL.

LTE Band 12_1.4MHz_16QAM

Frequency (MHz)	P_{Mea} (dBm)	P_{cl} (dB)	P_{Ag} (dB)	G_a (dBi)	Correction (dB)	ERP (dBm)	Limit (dBm)	Margin (dB)	Polarization
699.70	-24.76	1.90	44.66	0.77	2.15	16.62	34.77	18.15	H
707.50	-24.37	1.91	44.94	0.62	2.15	17.13	34.77	17.64	H
715.30	-23.92	1.92	45.26	0.50	2.15	17.77	34.77	17.00	H

LTE Band 12_3MHz_16QAM

Frequency (MHz)	P_{Mea} (dBm)	P_{cl} (dB)	P_{Ag} (dB)	G_a (dBi)	Correction (dB)	ERP (dBm)	Limit (dBm)	Margin (dB)	Polarization
700.50	-24.72	1.90	44.68	0.76	2.15	16.67	34.77	18.10	H
707.50	-24.83	1.91	44.94	0.62	2.15	16.67	34.77	18.10	H
714.50	-23.85	1.92	45.26	0.50	2.15	17.84	34.77	16.93	H

LTE Band 12_5MHz_16QAM

Frequency (MHz)	P_{Mea} (dBm)	P_{cl} (dB)	P_{Ag} (dB)	G_a (dBi)	Correction (dB)	ERP (dBm)	Limit (dBm)	Margin (dB)	Polarization
701.50	-25.17	1.90	44.81	0.74	2.15	16.33	34.77	18.44	H
707.50	-25.17	1.91	44.94	0.62	2.15	16.33	34.77	18.44	H
713.50	-23.85	1.92	45.22	0.50	2.15	17.80	34.77	16.97	H

LTE Band 12_10MHz_16QAM

Frequency (MHz)	P_{Mea} (dBm)	P_{cl} (dB)	P_{Ag} (dB)	G_a (dBi)	Correction (dB)	ERP (dBm)	Limit (dBm)	Margin (dB)	Polarization
704.00	-24.74	1.91	44.93	0.70	2.15	16.83	34.77	17.94	H
707.50	-24.35	1.91	44.94	0.62	2.15	17.15	34.77	17.62	H
711.00	-24.44	1.92	45.19	0.53	2.15	17.21	34.77	17.56	V

©Copyright. All rights reserved by CTTL.

LTE Band 12_1.4MHz_64QAM

Frequency (MHz)	P_{Mea} (dBm)	P_{cl} (dB)	P_{Ag} (dB)	G_a (dBi)	Correction (dB)	ERP (dBm)	Limit (dBm)	Margin (dB)	Polarization
699.70	-26.27	1.90	44.66	0.77	2.15	15.11	34.77	19.66	H
707.50	-25.35	1.91	44.94	0.62	2.15	16.15	34.77	18.62	H
715.30	-25.08	1.92	45.26	0.50	2.15	16.61	34.77	18.16	H

LTE Band 12_3MHz_64QAM

Frequency (MHz)	P_{Mea} (dBm)	P_{cl} (dB)	P_{Ag} (dB)	G_a (dBi)	Correction (dB)	ERP (dBm)	Limit (dBm)	Margin (dB)	Polarization
700.50	-26.15	1.90	44.68	0.76	2.15	15.24	34.77	19.53	H
707.50	-25.80	1.91	44.94	0.62	2.15	15.70	34.77	19.07	H
714.50	-25.12	1.92	45.26	0.50	2.15	16.57	34.77	18.20	H

LTE Band 12_5MHz_64QAM

Frequency (MHz)	P_{Mea} (dBm)	P_{cl} (dB)	P_{Ag} (dB)	G_a (dBi)	Correction (dB)	ERP (dBm)	Limit (dBm)	Margin (dB)	Polarization
701.50	-26.53	1.90	44.81	0.74	2.15	14.97	34.77	19.80	H
707.50	-25.92	1.91	44.94	0.62	2.15	15.58	34.77	19.19	V
713.50	-25.12	1.92	45.22	0.50	2.15	16.53	34.77	18.24	V

LTE Band 12_10MHz_64QAM

Frequency (MHz)	P_{Mea} (dBm)	P_{cl} (dB)	P_{Ag} (dB)	G_a (dBi)	Correction (dB)	ERP (dBm)	Limit (dBm)	Margin (dB)	Polarization
704.00	-26.21	1.91	44.93	0.70	2.15	15.36	34.77	19.41	H
707.50	-25.20	1.91	44.94	0.62	2.15	16.30	34.77	18.47	H
711.00	-25.78	1.92	45.19	0.53	2.15	15.87	34.77	18.90	V

Peak EIRP(dBm)=P_{Mea}(-24.68dBm)-G_a(-6.21dBi) - P_{Ag}(-45.98dB)-P_{cl} (3.64dB) = 23.87dBm

Note: Expanded measurement uncertainty is U = 2.84 dB, k = 2.

©Copyright. All rights reserved by CTTL.

A.2 EMISSION LIMIT

A.2.1 Measurement Method

The measurements procedures in TIA-603E-2016 are used. This measurement is carried out in fully anechoic chamber FAC-3.

The spectrum was scanned from 30 MHz to the 10th harmonic of the highest frequency generated within the equipment, which is the transmitted carrier. The resolution bandwidth is set 1MHz. The spectrum was scanned with the mobile station transmitting at carrier frequencies that pertain to low, mid and high channels of the LTE Bands 2,4,5,7,12.

The procedure of radiated spurious emissions is as follows:

1. EUT was placed on a 1.5-meter-high non-conductive stand at a 3-meter test distance from the receive antenna. A receiving antenna was placed on the antenna mast 3 meters from the EUT for emission measurements. The height of receiving antenna is 1.5m. The test setup refers to figure below. Detected emissions were maximized at each frequency by rotating the EUT through 360 and adjusting the receiving antenna polarization. The radiated emission measurements of all non-harmonic and harmonics of the transmit frequency through the 10th harmonic were measured with peak detector.

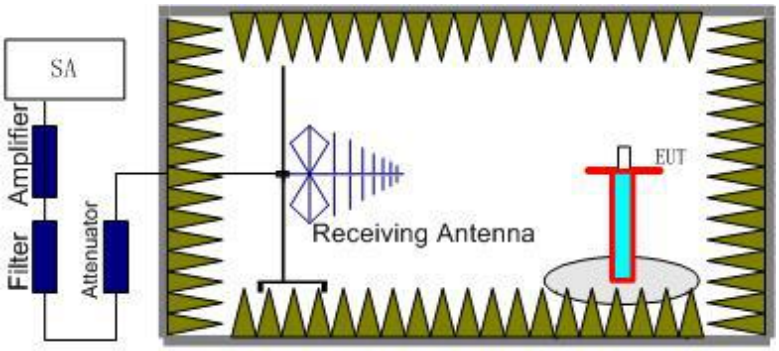

2. The EUT is then put into continuously transmitting mode at its maximum power level during the test. And the maximum value of the receiver should be recorded as (Pr).
3. The EUT shall be replaced by a substitution antenna. The test setup refers to figure below.

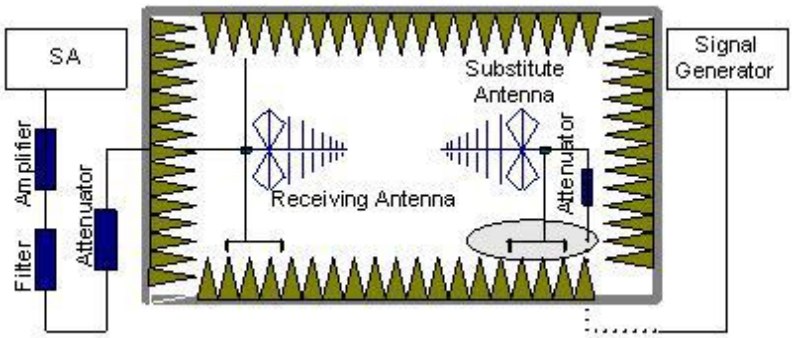

In the chamber, a substitution antenna for the frequency band of interest is placed at the reference point of the chamber. An RF Signal source for the frequency band of interest is connected to the substitution antenna with a cable that has been constructed to not interfere

©Copyright. All rights reserved by CTTL.

with the radiation pattern of the antenna. A power (P_{Mea}) is applied to the input of the substitution antenna. Adjust the level of the signal generator output until the value of the receiver reaches the previously recorded (P_r). The power of signal source (P_{Mea}) is recorded. The test should be performed by rotating the test item and adjusting the receiving antenna polarization.

4. The Path loss (P_{pl}) between the Signal Source with the Substitution Antenna and the Substitution Antenna Gain (G_a) should be recorded after test.
   An amplifier should be connected in for the test.
   The Path loss (P_{pl}) is the summation of the cable loss and the gain of the amplifier.
   The measurement results are obtained as described below:
   Power (EIRP)=P_{Mea}+ P_{pl} + G_a
5. This value is EIRP since the measurement is calibrated using an antenna of known gain (unit: dBi) and known input power.
6. ERP can be calculated from EIRP by subtracting the gain of the dipole, ERP = EIRP - 2.15dB.

A.2.2 Measurement Limit

Part 22.917, Part 24.238 and Part 27.53(h) specify that the power of any emission outside of the authorized operating frequency ranges must be attenuated below the transmitting power (P) by a factor of at least 43 + 10 log(P) dB.

The specification that emissions shall be attenuated below the transmitter power (P) by at least 43 + 10 log (P) dB, translates in the relevant power range (1 to 0.001 W) to -13 dBm. At 1 W the specified minimum attenuation becomes 43 dB and relative to a 30 dBm (1 W) carrier becomes a limit of -13 dBm. At 0.001 W (0 dBm) the minimum attenuation is 13 dB, which again yields a limit of -13 dBm. In this way a translation of the specification from relative to absolute terms is carried out.

Part 27.53(m)(4) specifies for mobile digital stations, the attenuation factor shall be not less than 40 + 10 log (P) dB on all frequencies between the channel edge and 5 megahertz from the channel edge, 43 + 10 log (P) dB on all frequencies between 5 megahertz and X megahertz from the channel edge, and 55 + 10 log (P) dB on all frequencies more than X megahertz from the channel edge, where X is the greater of 6 megahertz or the actual emission bandwidth as defined in paragraph (m)(6) of this section. In addition, the attenuation factor shall not be less that 43 + 10 log (P) dB on all frequencies between 2490.5 MHz and 2496 MHz and 55 + 10 log (P) dB at or below 2490.5 MHz. Mobile Satellite Service licensees operating on frequencies below 2495 MHz may also submit a documented interference complaint against BRS licensees operating on channel BRS Channel 1 on the same terms and conditions as adjacent channel BRS or EBS licensees.

Part 27.53(c) states for operations in the 746-758 MHz band and the 776-788 MHz band, the power of any emission outside the licensee's frequency band(s) of operation shall be attenuated below the transmitter power (P) within the licensed band(s) of operation, measured in watts, in accordance with the following:(1) On any frequency outside the 746-758 MHz band, the power of any emission shall be attenuated outside the band below the transmitter power (P) by at least 43 + 10 log (P) dB;(2) On any frequency outside the 776-788 MHz band, the power of any emission shall be attenuated outside the band below the transmitter power (P) by at least 43 + 10 log (P) dB;(4) On all frequencies between 763-775 MHz and 793-805 MHz, by a factor not less than 65 +

©Copyright. All rights reserved by CTTL.

10 log (P) dB in a 6.25 kHz band segment, for mobile and portable stations.

A.2.3 Measurement Results

Radiated emissions measurements were made only at the upper, middle, and lower carrier frequencies of the LTE Bands 2,4,5,7,12. It was decided that measurements at these three carrier frequencies would be sufficient to demonstrate compliance with emissions limits because it was seen that all the significant spurs occur well outside the band and no radiation was seen from a carrier in one block of the LTE Bands 2,4,5,7,12 into any of the other blocks. The equipment must still, however, meet emissions requirements with the carrier at all frequencies over which it is capable of operating and it is the manufacturer's responsibility to verify this. The range of evaluated frequency is from 30MHz to 26GHz.

©Copyright. All rights reserved by CTTL.

Spot Check Measurement Results:

LTE Band 7, 5 MHz, QPSK, Channel 20775

Frequency (MHz)	P_{Mea} (dBm)	Path Loss(dB)	Antenna Gain(dBi)	Peak EIRP (dBm)	Limit (dBm)	Margin (dB)	Polarization
5008.02	-57.80	6.59	9.91	-54.48	-25.00	29.48	V
7514.01	-53.27	8.34	12.21	-49.40	-25.00	24.40	H
10000.01	-53.73	9.18	12.90	-50.01	-25.00	25.01	H
12507.01	-50.35	10.19	13.20	-47.34	-25.00	22.34	H
15027.00	-46.86	11.25	13.98	-44.13	-25.00	19.13	H
17521.00	-43.46	12.80	14.93	-41.33	-25.00	16.33	H

LTE Band 7, 5 MHz, QPSK, Channel 21100

Frequency (MHz)	P_{Mea} (dBm)	Path Loss(dB)	Antenna Gain(dBi)	Peak EIRP (dBm)	Limit (dBm)	Margin (dB)	Polarization
5073.02	-53.32	6.70	10.00	-50.02	-25.00	25.02	H
7612.01	-48.35	8.03	12.29	-44.09	-25.00	19.09	H
10120.01	-53.15	9.43	12.95	-49.63	-25.00	24.63	H
12684.01	-50.16	10.33	13.31	-47.18	-25.00	22.18	V
15219.00	-45.94	11.38	13.87	-43.45	-25.00	18.45	V
17735.00	-44.34	12.38	15.23	-41.49	-25.00	16.49	H

LTE Band 7, 5 MHz, QPSK, Channel 21425

Frequency (MHz)	P_{Mea} (dBm)	Path Loss(dB)	Antenna Gain(dBi)	Peak EIRP (dBm)	Limit (dBm)	Margin (dB)	Polarization
5136.02	-54.52	6.86	10.09	-51.29	-25.00	26.29	V
7703.01	-47.49	8.42	12.36	-43.55	-25.00	18.55	H
10287.01	-53.39	9.60	13.01	-49.98	-25.00	24.98	V
12837.01	-50.01	10.67	13.40	-47.28	-25.00	22.28	V
15422.00	-46.79	11.42	13.75	-44.46	-25.00	19.46	V
17966.00	-43.71	12.89	15.55	-41.05	-25.00	16.05	H

©Copyright. All rights reserved by CTTL.

Reference Measurement Results from basic model:

LTE Band 2, 1.4MHz, QPSK, Channel 18607

Frequency (MHz)	P_{Mea} (dBm)	Path Loss(dB)	Antenna Gain(dBi)	Peak EIRP (dBm)	Limit (dBm)	Margin (dB)	Polarization
3680.02	-56.97	6.47	8.45	-54.99	-13.00	41.99	V
5555.02	-53.75	7.19	10.59	-50.35	-13.00	37.35	H
7367.01	-54.96	8.11	12.04	-51.03	-13.00	38.03	H
9228.01	-55.16	8.99	13.24	-50.91	-13.00	37.91	V
11138.01	-52.85	9.67	13.17	-49.35	-13.00	36.35	H
13004.01	-49.29	10.48	13.51	-46.26	-13.00	33.26	V

LTE Band 2, 1.4MHz, QPSK, Channel 18900

Frequency (MHz)	P_{Mea} (dBm)	Path Loss(dB)	Antenna Gain(dBi)	Peak EIRP (dBm)	Limit (dBm)	Margin (dB)	Polarization
3719.02	-51.99	6.38	8.51	-49.86	-13.00	36.86	H
5646.02	-49.37	7.27	10.57	-46.07	-13.00	33.07	H
7547.01	-55.60	8.20	12.24	-51.56	-13.00	38.56	H
9441.01	-54.96	9.24	13.36	-50.84	-13.00	37.84	H
11233.01	-52.15	9.60	13.15	-48.60	-13.00	35.60	V
13154.01	-48.41	10.70	13.72	-45.39	-13.00	32.39	H

LTE Band 2, 1.4MHz, QPSK, Channel 19193

Frequency (MHz)	P_{Mea} (dBm)	Path Loss(dB)	Antenna Gain(dBi)	Peak EIRP (dBm)	Limit (dBm)	Margin (dB)	Polarization
3826.02	-57.48	6.06	8.66	-54.88	-13.00	41.88	H
5728.02	-51.07	7.30	10.55	-47.82	-13.00	34.82	H
7601.01	-55.31	7.98	12.28	-51.01	-13.00	38.01	H
9556.01	-53.76	9.34	13.34	-49.76	-13.00	36.76	V
11505.01	-51.51	9.81	13.10	-48.22	-13.00	35.22	H
13405.01	-47.94	10.57	14.07	-44.44	-13.00	31.44	V

©Copyright. All rights reserved by CTTL.

LTE Band 4, 1.4MHz QPSK, Channel 19957

Frequency (MHz)	P_{Mea} (dBm)	Path Loss(dB)	Antenna Gain(dBi)	Peak EIRP (dBm)	Limit (dBm)	Margin (dB)	Polarization
3374.02	-57.59	5.34	7.90	-55.03	-13.00	42.03	V
5133.02	-55.65	6.86	10.09	-52.42	-13.00	39.42	V
6813.01	-54.54	7.88	11.38	-51.04	-13.00	38.04	H
8588.01	-55.17	8.51	13.02	-50.66	-13.00	37.66	H
10216.01	-52.44	9.36	12.99	-48.81	-13.00	35.81	H
11994.01	-50.20	10.08	13.00	-47.28	-13.00	34.28	H

LTE Band 4, 1.4MHz, QPSK, Channel 20175

Frequency (MHz)	P_{Mea} (dBm)	Path Loss(dB)	Antenna Gain(dBi)	Peak EIRP (dBm)	Limit (dBm)	Margin (dB)	Polarization
3509.02	-58.09	5.54	8.21	-55.42	-13.00	42.42	H
5203.02	-56.38	6.96	10.18	-53.16	-13.00	40.16	H
6965.01	-55.12	8.03	11.56	-51.59	-13.00	38.59	V
8634.01	-54.99	8.45	13.03	-50.41	-13.00	37.41	H
10348.01	-52.07	9.72	13.04	-48.75	-13.00	35.75	H
12122.01	-50.08	10.28	13.05	-47.31	-13.00	34.31	V

LTE Band 4, 1.4MHz, QPSK, Channel 20393

Frequency (MHz)	P_{Mea} (dBm)	Path Loss(dB)	Antenna Gain(dBi)	Peak EIRP (dBm)	Limit (dBm)	Margin (dB)	Polarization
3509.02	-57.44	5.54	8.21	-54.77	-13.00	41.77	H
5259.02	-55.93	7.00	10.26	-52.67	-13.00	39.67	H
7021.01	-55.16	8.27	11.63	-51.80	-13.00	38.80	V
8756.01	-55.05	8.53	13.05	-50.53	-13.00	37.53	H
10572.01	-51.78	9.38	13.11	-48.05	-13.00	35.05	V
12269.01	-49.46	10.01	13.11	-46.36	-13.00	33.36	H

©Copyright. All rights reserved by CTTL.

LTE Band 5, 1.4MHz, QPSK, Channel 20407

Frequency (MHz)	P_{Mea} (dBm)	Path Loss(dB)	Antenna Gain(dBi)	Correction (dB)	Peak ERP (dBm)	Limit (dBm)	Margin (dB)	Polarization
1650.01	-53.63	3.57	5.23	2.15	-54.12	-13.00	41.12	H
2474.00	-50.46	4.60	6.02	2.15	-51.19	-13.00	38.19	V
3302.02	-54.73	5.29	7.72	2.15	-54.45	-13.00	41.45	H
4129.02	-55.98	6.05	9.03	2.15	-55.15	-13.00	42.15	H
4958.01	-55.81	6.68	9.86	2.15	-54.78	-13.00	41.78	V
5772.01	-54.22	7.23	10.55	2.15	-53.05	-13.00	40.05	H

LTE Band 5, 1.4MHz, QPSK, Channel 20525

Frequency (MHz)	P_{Mea} (dBm)	Path Loss(dB)	Antenna Gain(dBi)	Correction (dB)	Peak ERP (dBm)	Limit (dBm)	Margin (dB)	Polarization
1673.01	-48.05	3.58	5.19	2.15	-48.59	-13.00	35.59	H
2510.00	-49.70	4.63	6.12	2.15	-50.36	-13.00	37.36	V
3348.02	-55.20	5.32	7.84	2.15	-54.83	-13.00	41.83	H
4172.02	-55.76	6.14	9.07	2.15	-54.98	-13.00	41.98	H
5028.01	-54.68	6.57	9.94	2.15	-53.46	-13.00	40.46	H
5843.01	-54.40	7.21	10.53	2.15	-53.23	-13.00	40.23	H

LTE Band 5, 1.4MHz, QPSK, Channel 20643

Frequency (MHz)	P_{Mea} (dBm)	Path Loss(dB)	Antenna Gain(dBi)	Correction (dB)	Peak ERP (dBm)	Limit (dBm)	Margin (dB)	Polarization
1697.01	-49.08	3.60	5.15	2.15	-49.68	-13.00	36.68	H
2545.00	-49.06	4.66	6.18	2.15	-49.69	-13.00	36.69	V
3396.02	-55.25	5.36	7.95	2.15	-54.81	-13.00	41.81	V
4240.02	-50.41	6.25	9.14	2.15	-49.67	-13.00	36.67	H
5104.01	-54.55	6.78	10.05	2.15	-53.43	-13.00	40.43	H
5947.01	-53.89	7.47	10.51	2.15	-53.00	-13.00	40.00	H

©Copyright. All rights reserved by CTTL.

LTE Band 7, 5 MHz, QPSK, Channel 20775

Frequency (MHz)	P_{Mea} (dBm)	Path Loss(dB)	Antenna Gain(dBi)	Peak EIRP (dBm)	Limit (dBm)	Margin (dB)	Polarization
5021.02	-57.47	6.57	9.93	-54.11	-25.00	29.11	V
7514.01	-52.75	8.34	12.21	-48.88	-25.00	23.88	V
10011.01	-53.65	9.21	12.90	-49.96	-25.00	24.96	V
12512.01	-50.16	10.21	13.21	-47.16	-25.00	22.16	H
15010.00	-46.09	11.23	13.99	-43.33	-25.00	18.33	H
17501.00	-43.23	12.73	14.90	-41.06	-25.00	16.06	V

LTE Band 7, 5 MHz, QPSK, Channel 21100

Frequency (MHz)	P_{Mea} (dBm)	Path Loss(dB)	Antenna Gain(dBi)	Peak EIRP (dBm)	Limit (dBm)	Margin (dB)	Polarization
5072.02	-51.94	6.69	10.00	-48.63	-25.00	23.63	H
7609.01	-49.67	8.01	12.29	-45.39	-25.00	20.39	V
10125.01	-52.76	9.42	12.95	-49.23	-25.00	24.23	V
12690.01	-49.76	10.31	13.31	-46.76	-25.00	21.76	V
15220.00	-46.41	11.37	13.87	-43.91	-25.00	18.91	V
17726.00	-44.57	12.33	15.22	-41.68	-25.00	16.68	H

LTE Band 7, 5 MHz, QPSK, Channel 21425

Frequency (MHz)	P_{Mea} (dBm)	Path Loss(dB)	Antenna Gain(dBi)	Peak EIRP (dBm)	Limit (dBm)	Margin (dB)	Polarization
5138.02	-54.61	6.86	10.09	-51.38	-25.00	26.38	V
7707.01	-43.58	8.42	12.37	-39.63	-25.00	14.63	V
10257.01	-52.86	9.50	13.00	-49.36	-25.00	24.36	H
12847.01	-49.71	10.64	13.41	-46.94	-25.00	21.94	V
15408.00	-45.83	11.40	13.76	-43.47	-25.00	18.47	V
17966.00	-43.56	12.89	15.55	-40.90	-25.00	15.90	H

©Copyright. All rights reserved by CTTL.

LTE Band 12, 1.4MHz, QPSK, Channel 23017

Frequency (MHz)	P_{Mea} (dBm)	Path Loss(dB)	Antenna Gain(dBi)	Correction (dB)	Peak ERP (dBm)	Limit (dBm)	Margin (dB)	Polarization
1400.01	-56.21	3.24	4.98	2.15	-56.62	-13.00	43.62	V
2099.00	-53.91	4.19	4.90	2.15	-55.35	-13.00	42.35	H
2790.00	-50.69	4.90	6.62	2.15	-51.12	-13.00	38.12	V
3503.02	-56.18	5.53	8.20	2.15	-55.66	-13.00	42.66	V
4190.02	-55.88	6.18	9.09	2.15	-55.12	-13.00	42.12	V
4910.01	-56.06	6.73	9.81	2.15	-55.13	-13.00	42.13	H

LTE Band 12, 1.4MHz, QPSK, Channel 23095

Frequency (MHz)	P_{Mea} (dBm)	Path Loss(dB)	Antenna Gain(dBi)	Correction (dB)	Peak ERP (dBm)	Limit (dBm)	Margin (dB)	Polarization
1415.01	-58.20	3.25	5.06	2.15	-58.54	-13.00	45.54	V
2120.00	-54.95	4.21	4.96	2.15	-56.35	-13.00	43.35	H
2835.00	-52.13	4.95	6.70	2.15	-52.53	-13.00	39.53	V
3542.02	-55.50	5.74	8.26	2.15	-55.13	-13.00	42.13	H
4242.02	-55.94	6.25	9.14	2.15	-55.20	-13.00	42.20	H
4951.01	-55.46	6.69	9.85	2.15	-54.45	-13.00	41.45	H

LTE Band 12, 1.4MHz, QPSK, Channel 23173

Frequency (MHz)	P_{Mea} (dBm)	Path Loss(dB)	Antenna Gain(dBi)	Correction (dB)	Peak ERP (dBm)	Limit (dBm)	Margin (dB)	Polarization
1431.01	-53.93	3.28	5.14	2.15	-54.22	-13.00	41.22	H
2149.00	-54.86	4.25	5.05	2.15	-56.21	-13.00	43.21	V
2856.00	-52.30	4.96	6.74	2.15	-52.67	-13.00	39.67	V
3563.02	-55.25	5.96	8.29	2.15	-55.07	-13.00	42.07	H
4304.02	-55.32	6.19	9.20	2.15	-54.46	-13.00	41.46	H
5021.01	-55.34	6.57	9.93	2.15	-54.13	-13.00	41.13	H

Note: The maximum value of expanded measurement uncertainty for this test item is U = 5.16 dB, k = 2.

©Copyright. All rights reserved by CTTL.

A.3 FREQUENCY STABILITY

A.3.1 Method of Measurement

In order to measure the carrier frequency under the condition of AFC lock, it is necessary to make measurements with the EUT in a “call mode”. This is accomplished with the use of R&S CMW500 DIGITAL RADIO COMMUNICATION TESTER and Anritsu MT8821C Radio Communication Analyzer.

1. Measure the carrier frequency at room temperature.
2. Subject the EUT to overnight soak at -30℃.
3. With the EUT, powered via nominal voltage, connected to the CMW500 or MT8821C, and in a simulated call on middle channel for LTE band 2,4,5,7,12 , measure the carrier frequency. These measurements should be made within 2 minutes of Powering up the EUT, to prevent significant self-warming.
4. Repeat the above measurements at 10℃ increments from -30℃ to +50℃. Allow at least 1.5 hours at each temperature, unpowered, before making measurements.
5. Re-measure carrier frequency at room temperature with nominal voltage. Vary supply voltage from minimum voltage to maximum voltage, in 0.1Volt increments re-measuring carrier frequency at each voltage. Pause at nominal voltage for 1.5 hours unpowered, to allow any self-heating to stabilize, before continuing.
6. Subject the EUT to overnight soak at +50℃.
7. With the EUT, powered via nominal voltage, connected to the CMW500 and in a simulated call on the center channel, measure the carrier frequency. These measurements should be made within 2 minutes of Powering up the EUT, to prevent significant self-warming.
8. Repeat the above measurements at 10 ℃increments from -30℃ to +50℃. Allow at least 1.5 hours at each temperature, unpowered, before making measurements.
9. At all temperature levels hold the temperature to +/- 0.5℃ during the measurement procedure.

The frequency stability shall be sufficient to ensure that the fundamental emission stays within the authorized frequency block. As this transceiver is considered "Hand carried, battery powered equipment" Section 2.1055(d)(2) applies. This requires that the lower voltage for frequency stability testing be specified by the manufacturer. This transceiver is specified to operate with an input voltage of between 3.6VDC and 4.2VDC, with a nominal voltage of 3.82VDC. Operation above or below these voltage limits is prohibited by transceiver software in order to prevent improper operation as well as to protect components from overstress.

©Copyright. All rights reserved by CTTL.

A.3.2 Measurement results

LTE Band 2, 20MHz bandwidth QPSK (worst case of all bandwidths)

Frequency Error vs Temperature

Temperature(℃)	Voltage(V)	F_L(MHz)	F_H(MHz)	Offset(Hz)	Frequency error(ppm)
20	3.82	1850.849	1909.167		
50				0.07	0.0000
40				-1.26	0.0007
30				-1.58	0.0008
10				2.70	0.0014
0				3.17	0.0017
-10				2.56	0.0014
-20				1.13	0.0006
-30				1.63	0.0009

Frequency Error vs Voltage

Voltage(V)	Temperature(℃)	F_L(MHz)	F_H(MHz)	Offset(Hz)	Frequency error(ppm)
3.6	20	1850.849	1909.167	0.80	0.0004
4.4				1.65	0.0009

LTE Band 4, 20MHz bandwidth QPSK (worst case of all bandwidths)

Frequency Error vs Temperature

Temperature(℃)	Voltage(V)	F_L(MHz)	F_H(MHz)	Offset(Hz)	Frequency error(ppm)
20	3.82	1710.833	1754.151		
50				-1.02	0.0006
40				7.64	0.0044
30				8.39	0.0048
10				-0.49	0.0003
0				0.05	0.0000
-10				7.82	0.0045
-20				-0.53	0.0003
-30				8.71	0.0050

Frequency Error vs Voltage

Voltage(V)	Temperature(℃)	F_L(MHz)	F_H(MHz)	Offset(Hz)	Frequency error(ppm)
3.6	20	1710.833	1754.151	8.61	0.0050
4.4				8.04	0.0046

©Copyright. All rights reserved by CTTL.

LTE Band 5, 10MHz bandwidth QPSK (worst case of all bandwidths)

Frequency Error vs Temperature

Temperature(℃)	Voltage(V)	F_L(MHz)	F_H(MHz)	Offset(Hz)	Frequency error(ppm)
20	3.82	824.433	848.583		
50				-0.38	0.0005
40				-0.10	0.0001
30				-0.41	0.0005
10				5.76	0.0069
0				5.47	0.0065
-10				-0.75	0.0009
-20				-0.12	0.0001
-30				-0.11	0.0001

Frequency Error vs Voltage

Voltage(V)	Temperature(℃)	F_L(MHz)	F_H(MHz)	Offset(Hz)	Frequency error(ppm)
3.6	20	824.433	848.583	0.02	0.0000
4.4				0.92	0.0011

LTE Band 7, 20MHz bandwidth QPSK (worst case of all bandwidths)

Frequency Error vs Temperature

Temperature(℃)	Voltage(V)	F_L(MHz)	F_H(MHz)	Offset(Hz)	Frequency error(ppm)
20	3.82	2500.577	2569.407		
50				0.27	0.0001
40				1.14	0.0004
30				2.52	0.0010
10				-1.73	0.0007
0				2.70	0.0011
-10				0.74	0.0003
-20				0.21	0.0001
-30				1.95	0.0008

Frequency Error vs Voltage

Voltage(V)	Temperature(℃)	F_L(MHz)	F_H(MHz)	Offset(Hz)	Frequency error(ppm)
3.6	20	2500.577	2569.407	1.09	0.0004
4.4				2.19	0.0009

©Copyright. All rights reserved by CTTL.

LTE Band 12, 10MHz bandwidth QPSK (worst case of all bandwidths)

Frequency Error vs Temperature

Temperature(℃)	Voltage(V)	F_L(MHz)	F_H(MHz)	Offset(Hz)	Frequency error(ppm)
20	3.82	699.497	715.503		
50				-0.44	0.0006
40				4.02	0.0057
30				-0.56	0.0008
10				-1.56	0.0022
0				-0.53	0.0007
-10				-0.89	0.0013
-20				-0.56	0.0008
-30				-0.77	0.0011

Frequency Error vs Voltage

Voltage(V)	Temperature(℃)	F_L(MHz)	F_H(MHz)	Offset(Hz)	Frequency error(ppm)
3.6	20	699.497	715.503	-1.41	0.0020
4.4				-1.51	0.0021

©Copyright. All rights reserved by CTTL.

A.4 OCCUPIED BANDWIDTH

A.4.1 Occupied Bandwidth Results

Occupied bandwidth measurements are only provided for selected frequencies in order to reduce the amount of submitted data. Data were taken at mid frequency. The table below lists the measured 99% BW. Spectrum analyzer plots are included on the following pages.

The measurement method is from ANSI C63.26:

a) The spectrum analyzer center frequency is set to the nominal EUT channel center frequency. The frequency span for the spectrum analyzer shall be set wide enough to capture all modulation products including the emission skirts.

b) The nominal IF filter 3 dB bandwidth (RBW) shall be in the range of 1% to 5% of the anticipated OBW, and the VBW shall be set ≥ 3 × RBW.

c) Set the reference level of the instrument as required to prevent the signal amplitude from exceeding the maximum spectrum analyzer input mixer level for linear operation.

d) Set the detection mode to peak, and the trace mode to max-hold.

©Copyright. All rights reserved by CTTL.

LTE band 2, 1.4MHz (99%)

Frequency (MHz)	Occupied Bandwidth (99%) (kHz)		
1880.0	QPSK	16QAM	64QAM
	1105.77	1089.74	1089.74

LTE band 2, 1.4MHz Bandwidth, QPSK (99% BW)

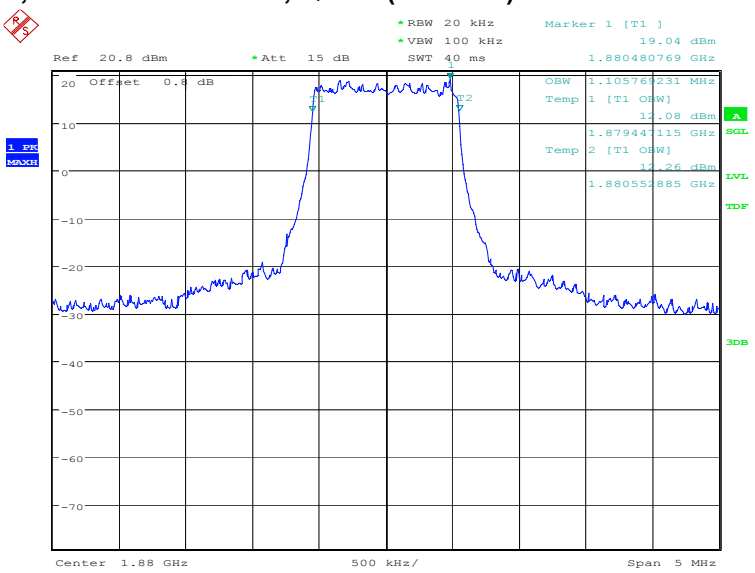

Date: 19.DEC.2019 19:58:57

LTE band 2, 1.4MHz Bandwidth, 16QAM (99% BW)

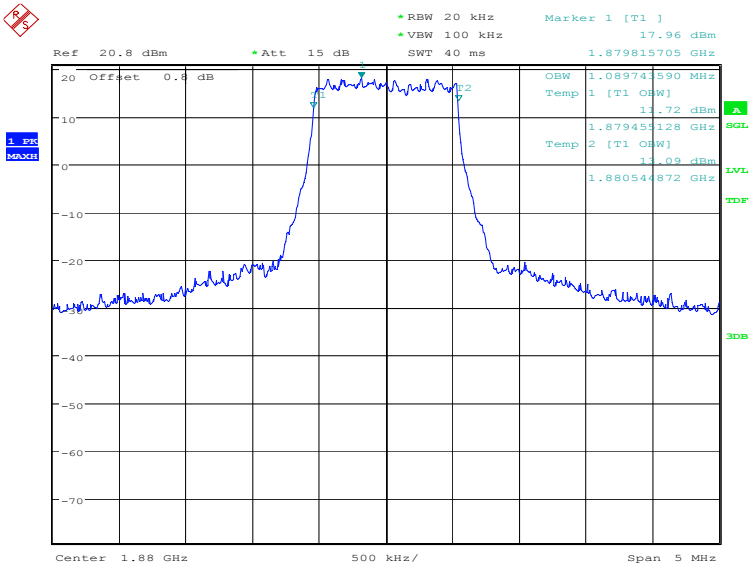

Date: 19.DEC.2019 20:00:21

©Copyright. All rights reserved by CTTL.

LTE band 2, 1.4MHz Bandwidth, 64QAM (99% BW)

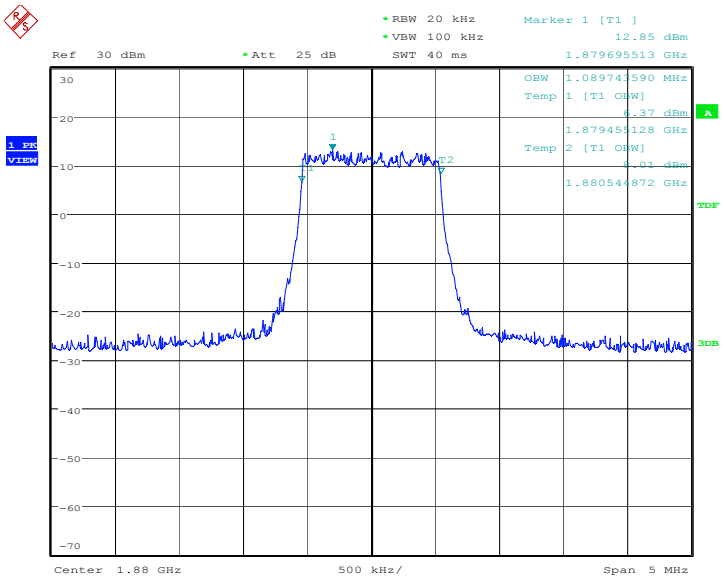

Date: 16.JAN.2020 15:55:12

©Copyright. All rights reserved by CTTL.

LTE band 2, 3MHz (99%)

Frequency (MHz)	Occupied Bandwidth (99%) (kHz)		
1880.0	QPSK	16QAM	64QAM
	2692.31	2708.33	2692.31

LTE band 2, 3MHz Bandwidth, QPSK (99% BW)

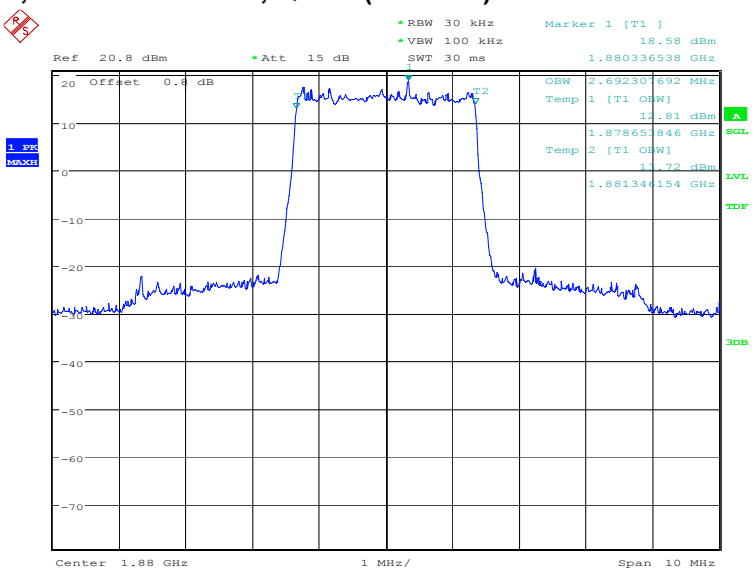

Date: 19.DEC.2019 20:01:47

LTE band 2, 3MHz Bandwidth, 16QAM (99% BW)

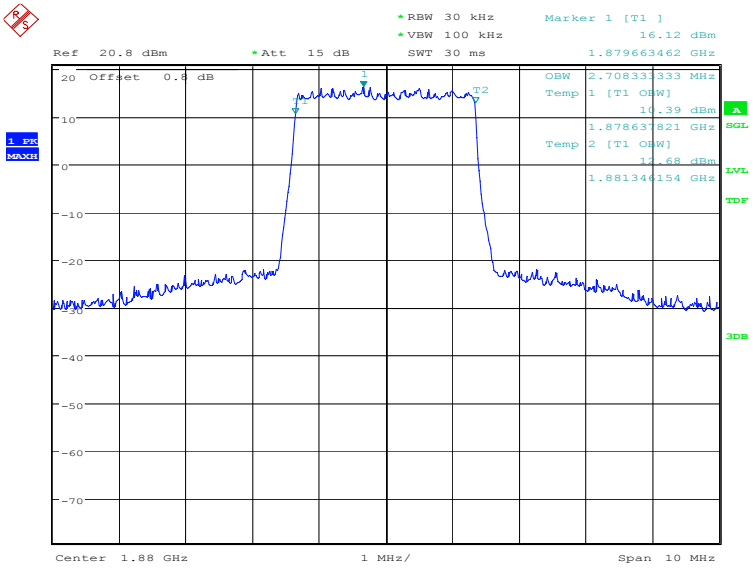

Date: 19.DEC.2019 20:03:12

©Copyright. All rights reserved by CTTL.

LTE band 2, 3MHz Bandwidth, 64QAM (99% BW)

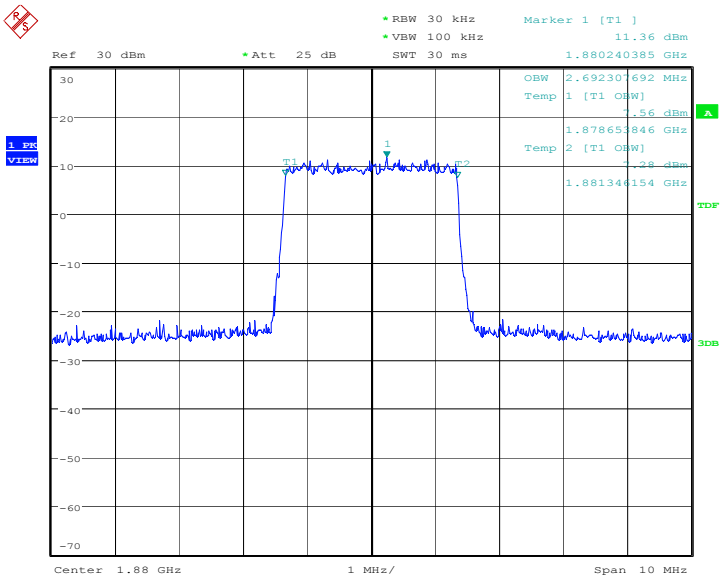

Date: 16.JAN.2020 15:56:20

©Copyright. All rights reserved by CTTL.

LTE band 2, 5MHz (99%)

Frequency (MHz)	Occupied Bandwidth (99%) (kHz)		
1880.0	QPSK	16QAM	64QAM
	4519.23	4519.23	4495.19

LTE band 2, 5MHz Bandwidth, QPSK (99% BW)

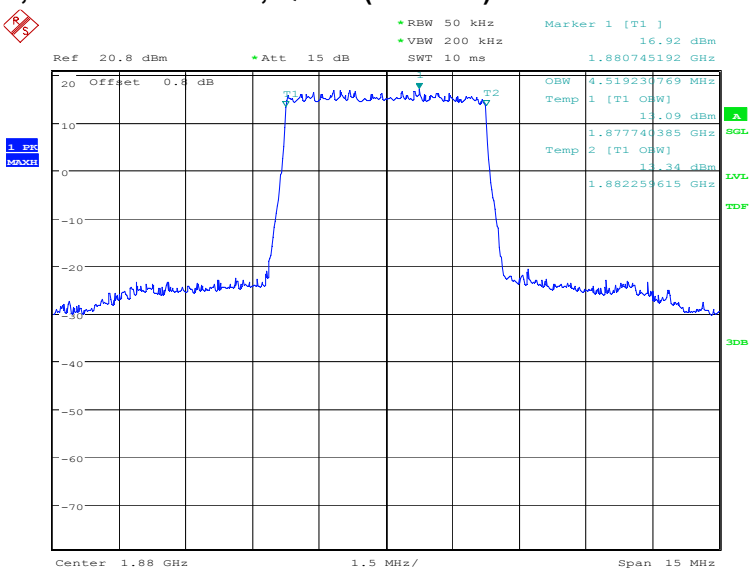

Date: 19.DEC.2019 20:04:38

LTE band 2, 5MHz Bandwidth, 16QAM (99% BW)

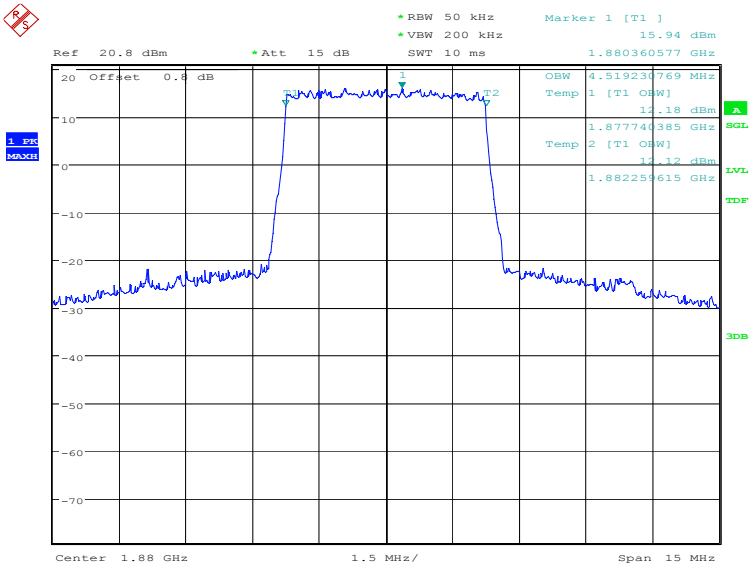

Date: 19.DEC.2019 20:06:02

©Copyright. All rights reserved by CTTL.

LTE band 2, 5MHz Bandwidth,64QAM (99% BW)

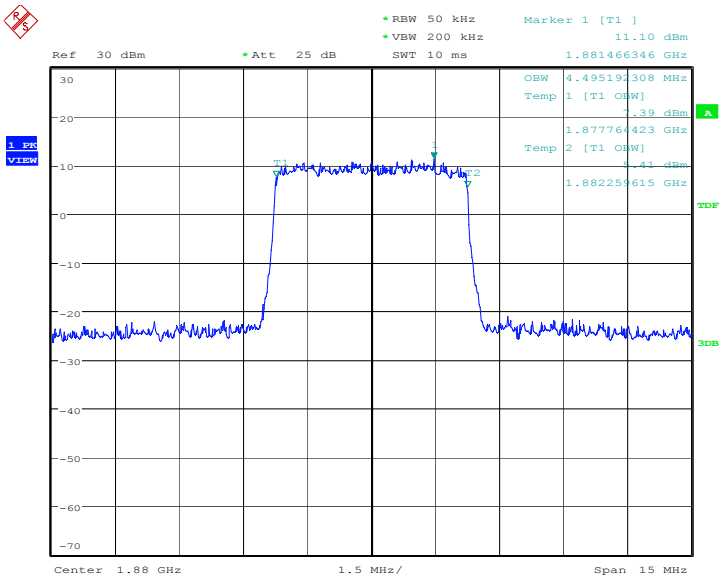

Date: 16.JAN.2020 15:57:31

©Copyright. All rights reserved by CTTL.

LTE band 2, 10MHz (99%)

Frequency (MHz)	Occupied Bandwidth (99%) (kHz)		
1880.0	QPSK	16QAM	64QAM
	8942.31	8990.38	8942.31

LTE band 2, 10MHz Bandwidth, QPSK (99% BW)

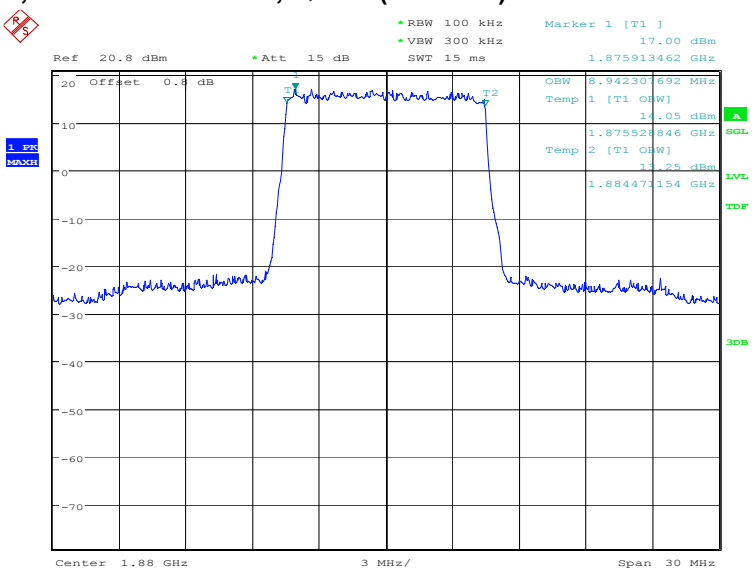

Date: 19.DEC.2019 20:07:28

LTE band 2, 10MHz Bandwidth, 16QAM (99% BW)

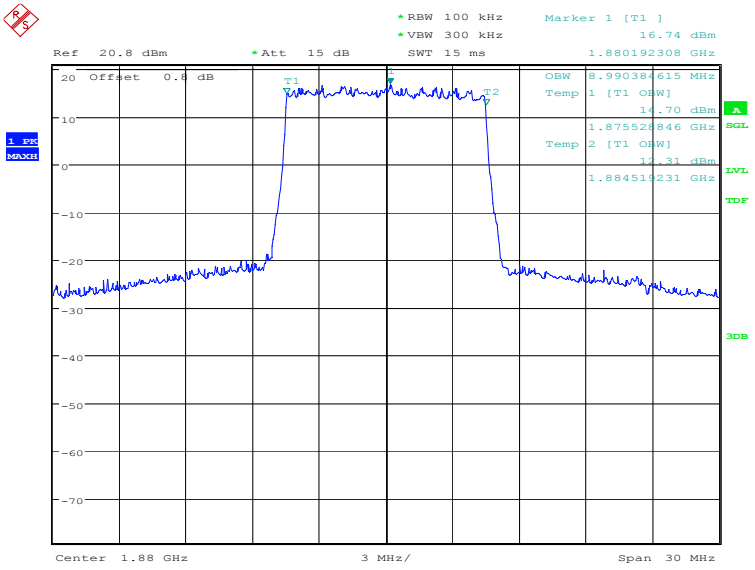

Date: 19.DEC.2019 20:08:53

©Copyright. All rights reserved by CTTL.

LTE band 2, 10MHz Bandwidth, 64QAM (99% BW)

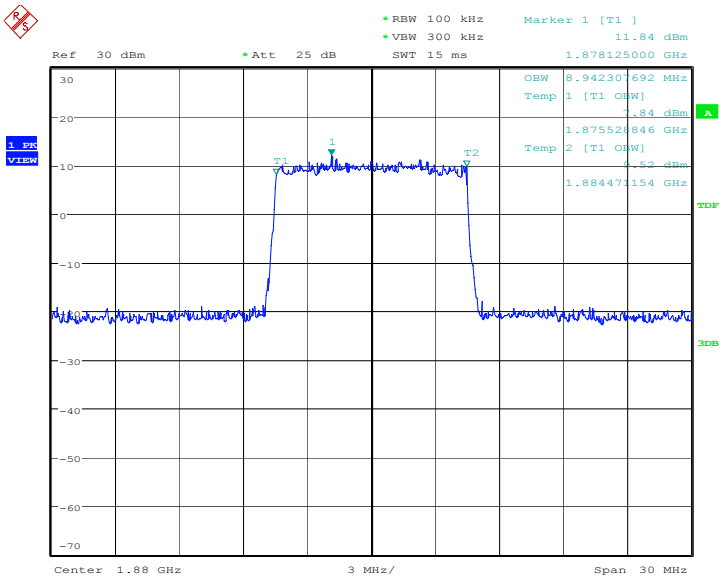

Date: 16.JAN.2020 15:59:36

©Copyright. All rights reserved by CTTL.

LTE band 2, 15MHz (99%)

Frequency (MHz)	Occupied Bandwidth (99%) (kHz)		
1880.0	QPSK	16QAM	64QAM
	13485.58	13413.46	13485.58

LTE band 2, 15MHz Bandwidth, QPSK (99% BW)

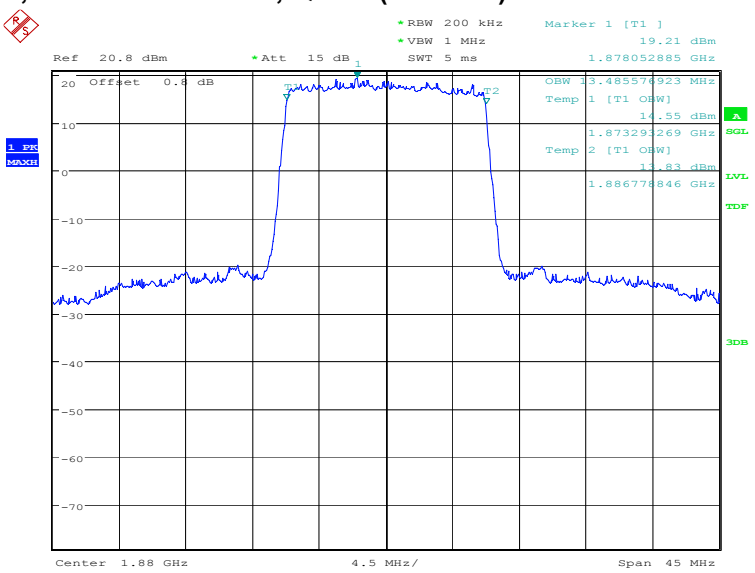

Date: 19.DEC.2019 20:10:19

LTE band 2, 15MHz Bandwidth, 16QAM (99% BW)

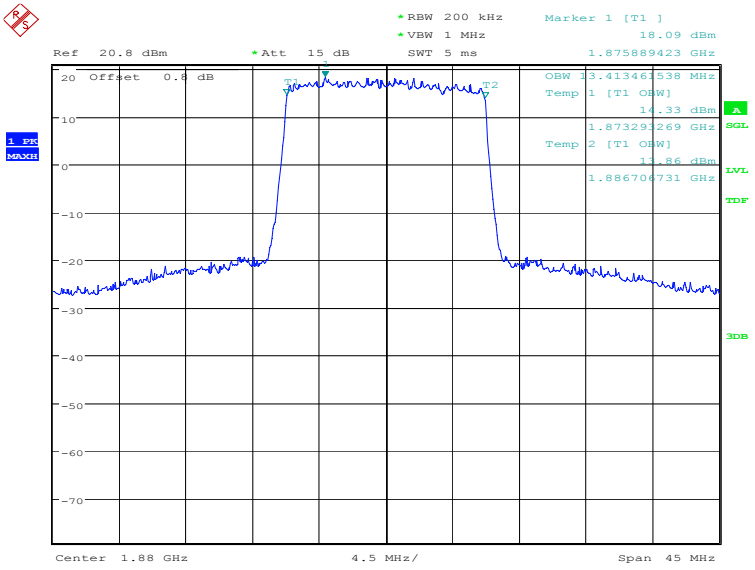

Date: 19.DEC.2019 20:11:43

©Copyright. All rights reserved by CTTL.

LTE band 2, 15MHz Bandwidth, 64QAM (99% BW)

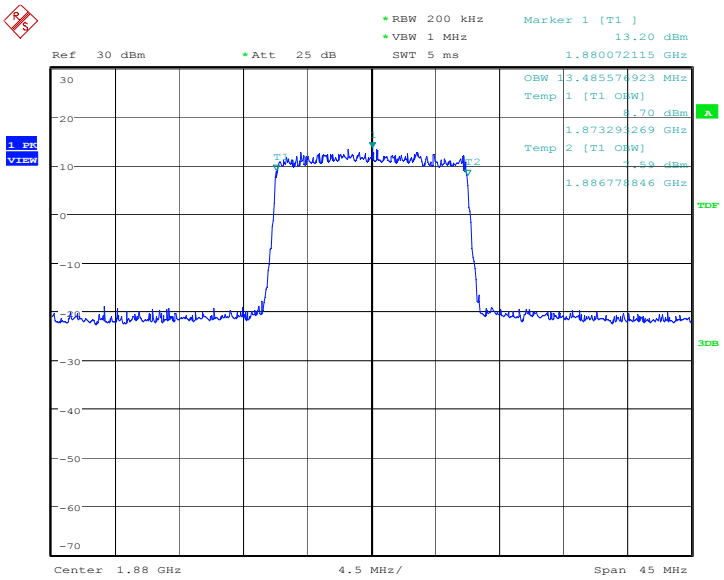

Date: 16.JAN.2020 16:00:43

©Copyright. All rights reserved by CTTL.

LTE band 2, 20MHz (99%)

Frequency (MHz)	Occupied Bandwidth (99%) (kHz)		
1880.0	QPSK	16QAM	64QAM
	17884.62	17884.62	17884.62

LTE band 2, 20MHz Bandwidth, QPSK (99% BW)

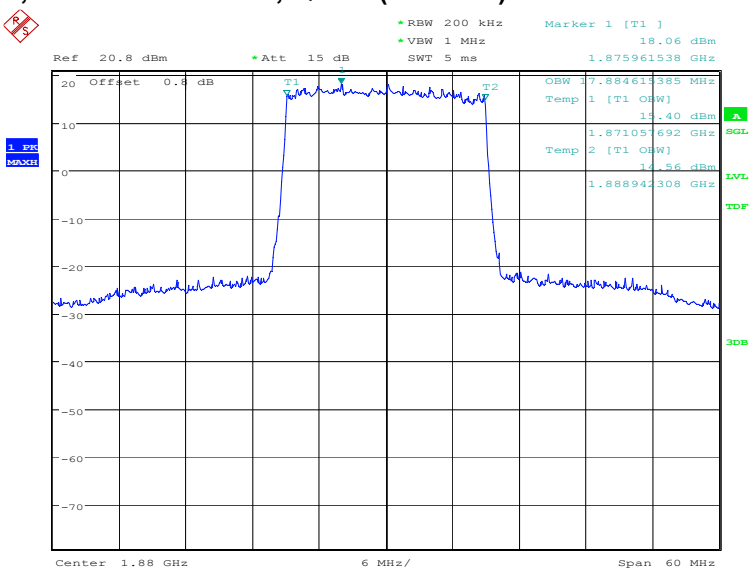

Date: 19.DEC.2019 20:13:09

LTE band 2, 20MHz Bandwidth, 16QAM (99% BW)

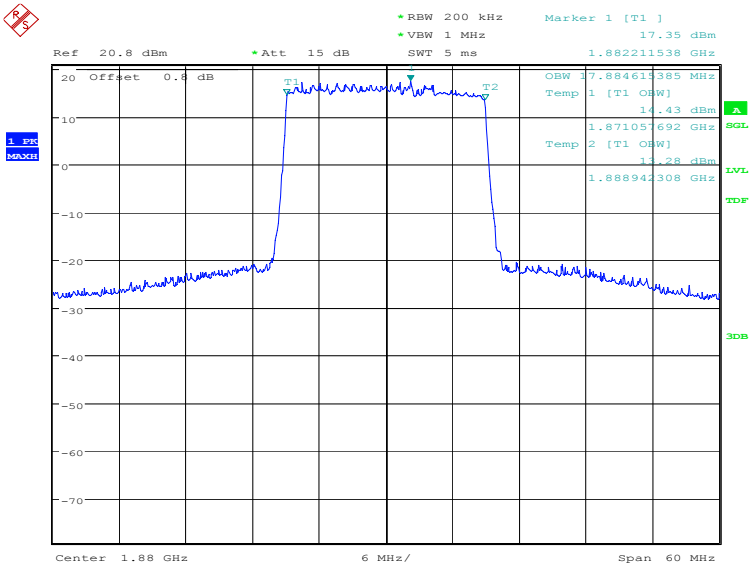

Date: 19.DEC.2019 20:14:34

©Copyright. All rights reserved by CTTL.

LTE band 2, 20MHz Bandwidth, 64QAM (99% BW)

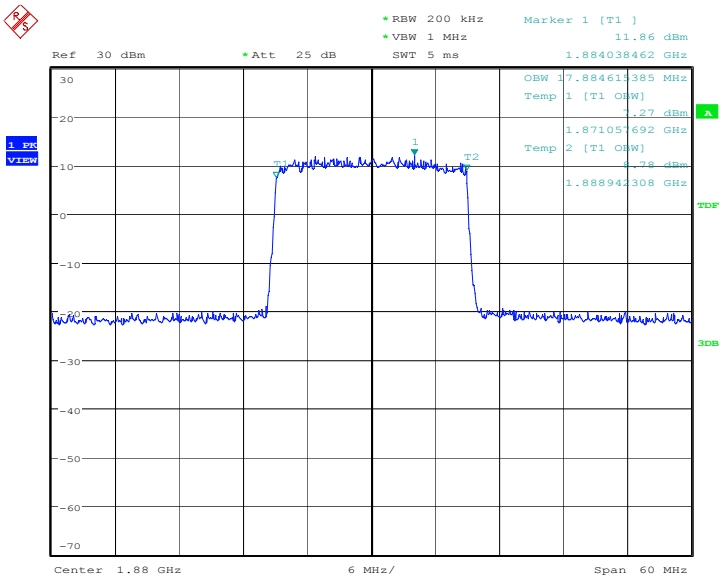

Date: 16.JAN.2020 16:01:56

©Copyright. All rights reserved by CTTL.

LTE band 4, 1.4MHz (99%)

Frequency (MHz)	Occupied Bandwidth (99%) (kHz)		
1732.5	QPSK	16QAM	64QAM
	1097.76	1105.77	1089.74

LTE band 4, 1.4MHz Bandwidth, QPSK (99% BW)

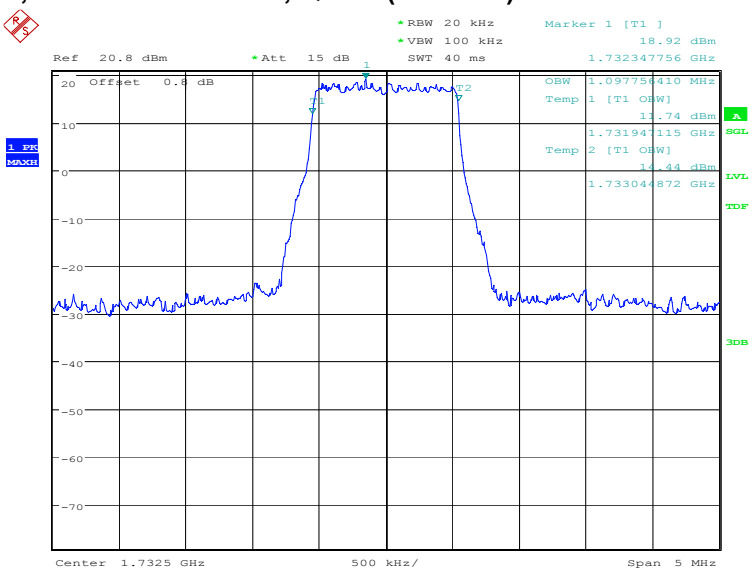

Date: 19.DEC.2019 20:16:04

LTE band 4, 1.4MHz Bandwidth, 16QAM (99% BW)

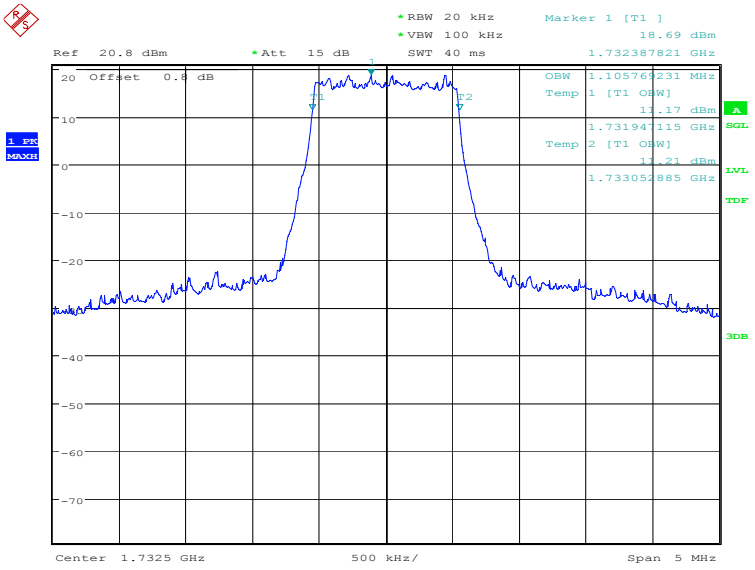

Date: 19.DEC.2019 20:17:28

©Copyright. All rights reserved by CTTL.

LTE band 4, 1.4MHz Bandwidth, 64QAM (99% BW)

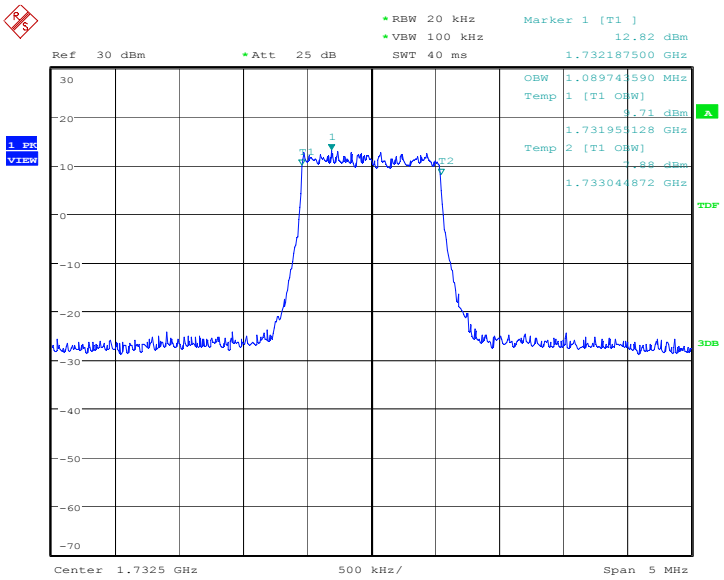

Date: 16.JAN.2020 16:04:56

©Copyright. All rights reserved by CTTL.

LTE band 4, 3MHz (99%)

Frequency (MHz)	Occupied Bandwidth (99%) (kHz)		
1732.5	QPSK	16QAM	64QAM
	2692.31	2692.31	2692.31

LTE band 4, 3MHz Bandwidth, QPSK (99% BW)

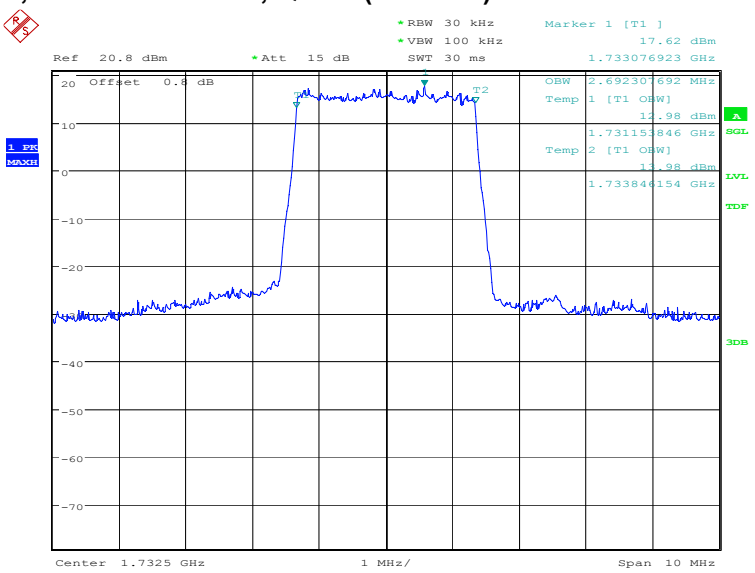

Date: 19.DEC.2019 20:18:55

LTE band 4, 3MHz Bandwidth, 16QAM (99% BW)

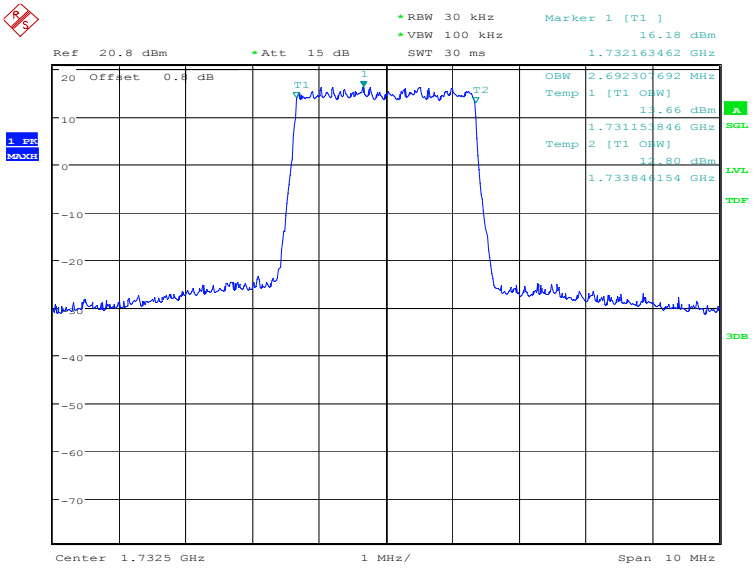

Date: 19.DEC.2019 20:20:19

©Copyright. All rights reserved by CTTL.

LTE band 4, 3MHz Bandwidth, 64QAM (99% BW)

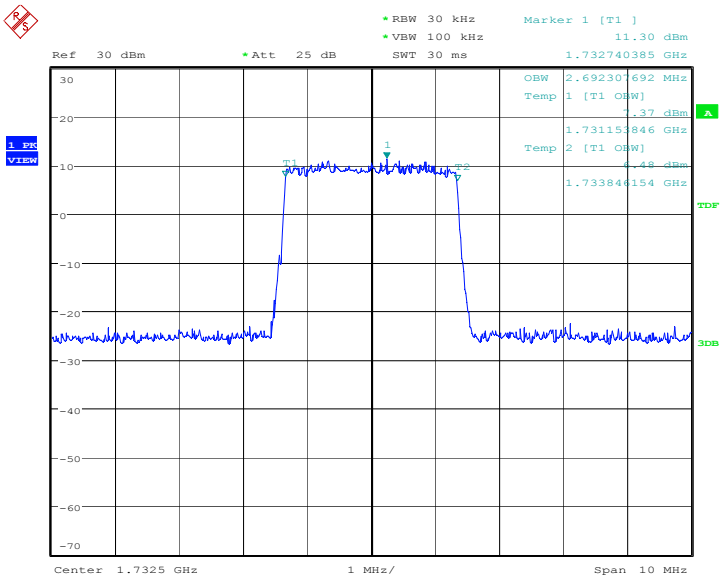

Date: 16.JAN.2020 16:06:02

©Copyright. All rights reserved by CTTL.

LTE band 4, 5MHz (99%)

Frequency (MHz)	Occupied Bandwidth (99%) (kHz)		
1732.5	QPSK	16QAM	64QAM
	4495.19	4495.19	4495.19

LTE band 4, 5MHz Bandwidth, QPSK (99% BW)

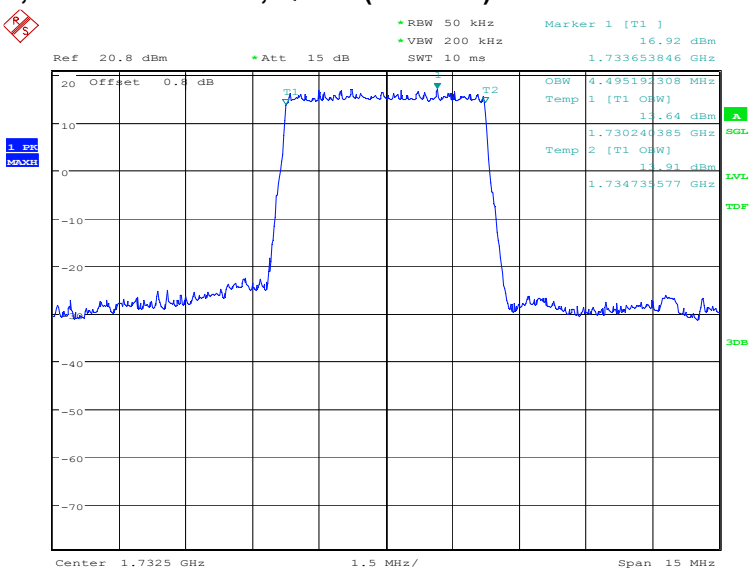

Date: 19.DEC.2019 20:21:45

LTE band 4, 5MHz Bandwidth, 16QAM (99% BW)

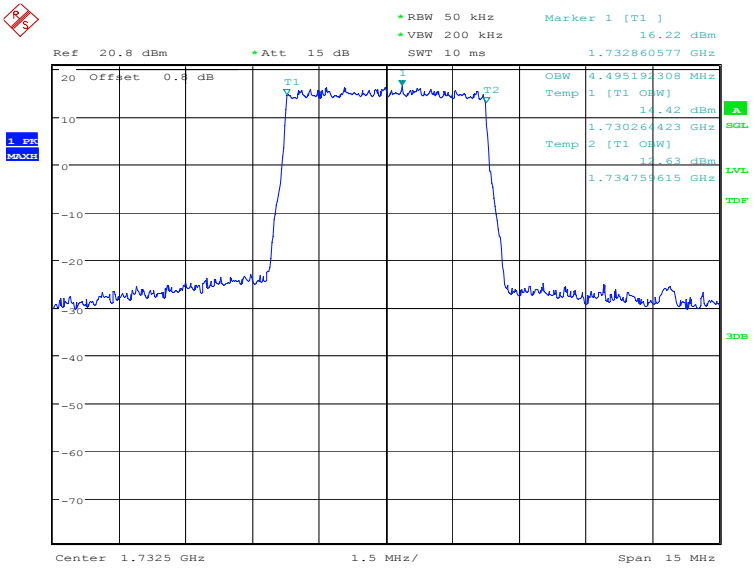

Date: 19.DEC.2019 20:23:10

©Copyright. All rights reserved by CTTL.

LTE band 4, 5MHz Bandwidth,64QAM (99% BW)

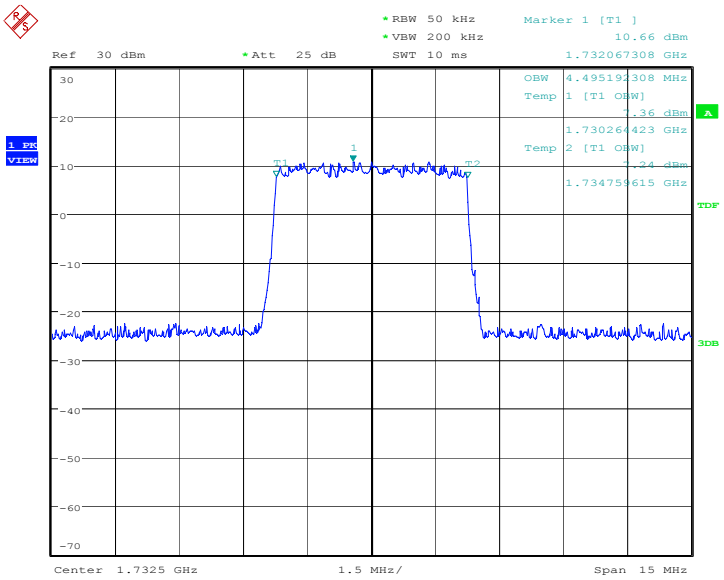

Date: 16.JAN.2020 16:07:21

©Copyright. All rights reserved by CTTL.

LTE band 4, 10MHz (99%)

Frequency (MHz)	Occupied Bandwidth (99%) (kHz)		
1732.5	QPSK	16QAM	64QAM
	8990.38	8990.38	8990.38

LTE band 4, 10MHz Bandwidth, QPSK (99% BW)

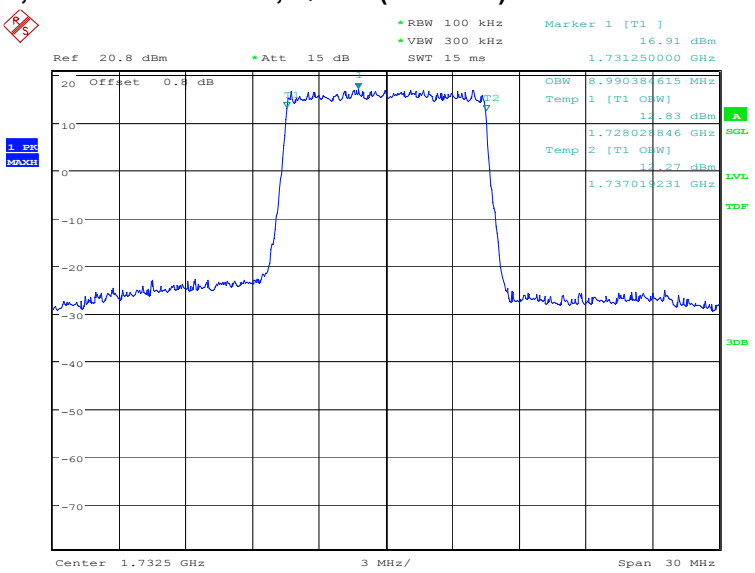

Date: 19.DEC.2019 20:24:36

LTE band 4, 10MHz Bandwidth, 16QAM (99% BW)

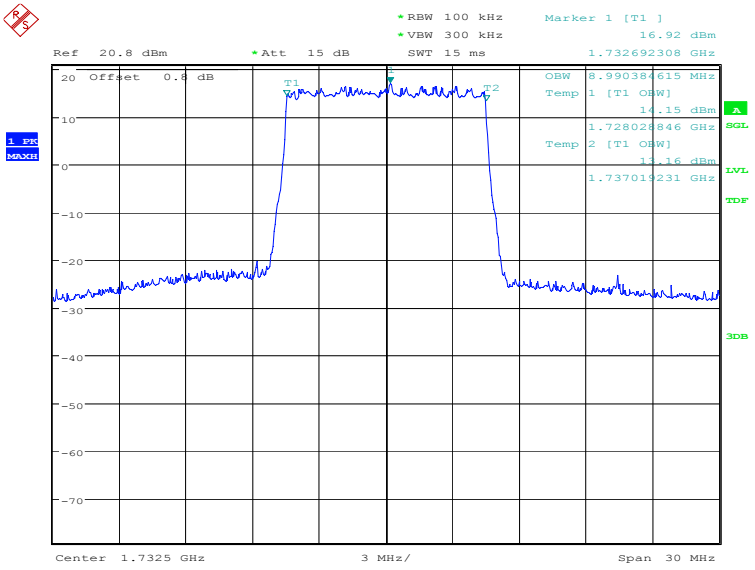

Date: 19.DEC.2019 20:26:00

©Copyright. All rights reserved by CTTL.

LTE band 4, 10MHz Bandwidth, 64QAM (99% BW)

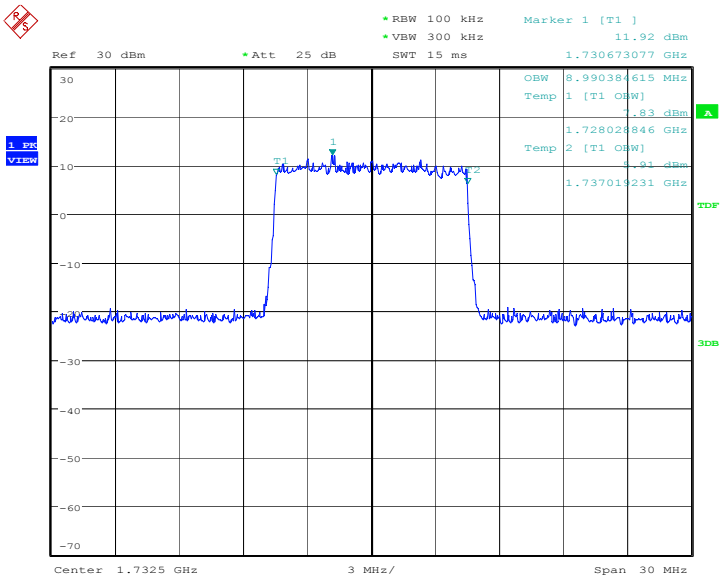

Date: 16.JAN.2020 16:08:36

©Copyright. All rights reserved by CTTL.

LTE band 4, 15MHz (99%)

Frequency (MHz)	Occupied Bandwidth (99%) (kHz)		
1732.5	QPSK	16QAM	64QAM
	13485.58	13485.58	13485.58

LTE band 4, 15MHz Bandwidth, QPSK (99% BW)

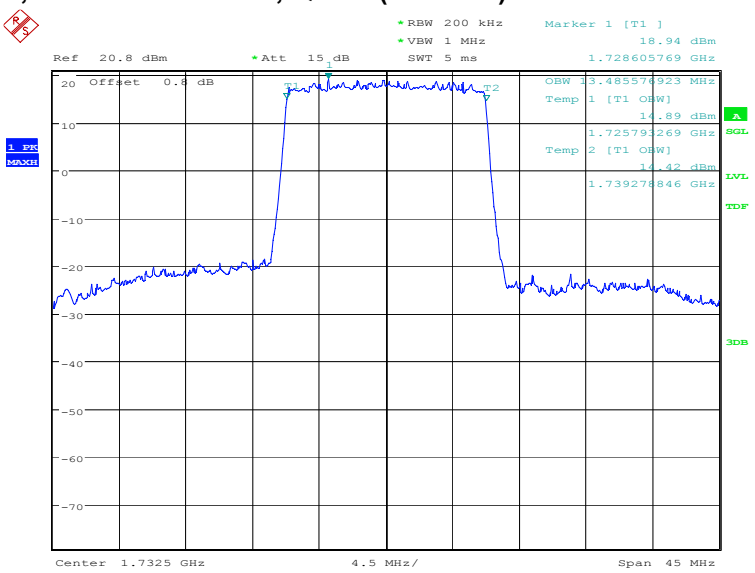

Date: 19.DEC.2019 20:27:26

LTE band 4, 15MHz Bandwidth, 16QAM (99% BW)

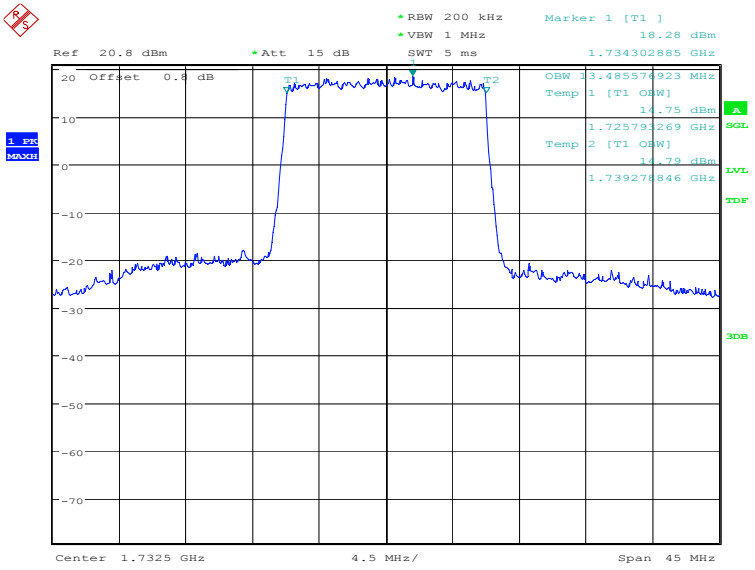

Date: 19.DEC.2019 20:28:51

©Copyright. All rights reserved by CTTL.

LTE band 4, 15MHz Bandwidth, 64QAM (99% BW)

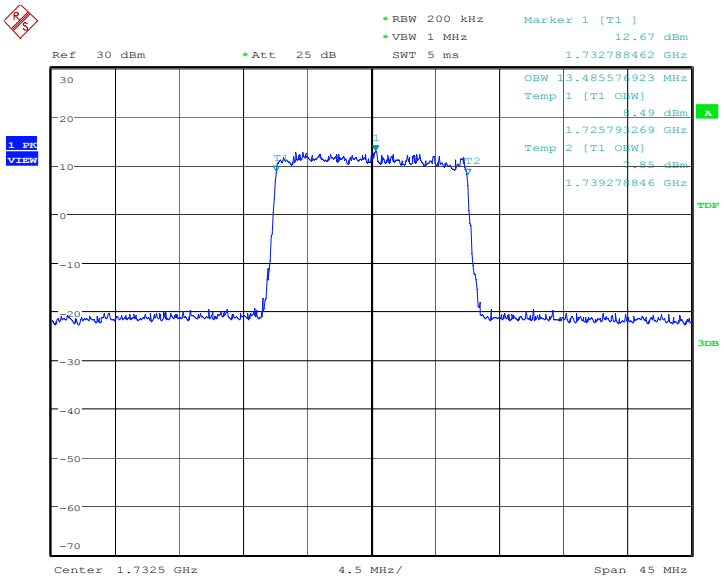

Date: 16.JAN.2020 16:09:46

©Copyright. All rights reserved by CTTL.

LTE band 4, 20MHz (99%)

Frequency (MHz)	Occupied Bandwidth (99%) (kHz)		
1732.5	QPSK	16QAM	64QAM
	17884.62	17884.62	17980.77

LTE band 4, 20MHz Bandwidth, QPSK (99% BW)

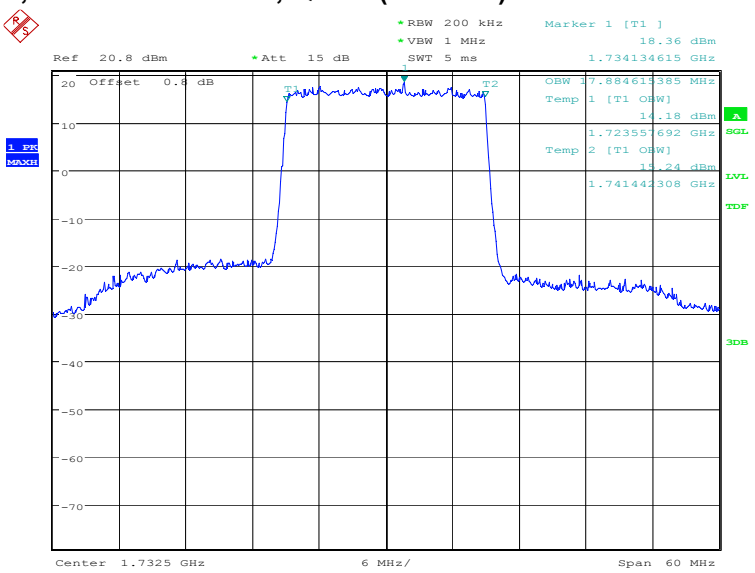

Date: 19.DEC.2019 20:30:17

LTE band 4, 20MHz Bandwidth, 16QAM (99% BW)

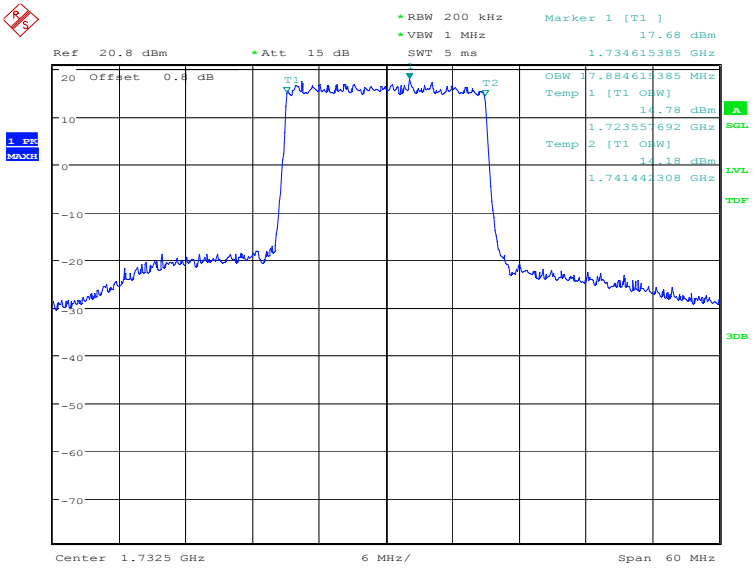

Date: 19.DEC.2019 20:31:42

©Copyright. All rights reserved by CTTL.

LTE band 4, 20MHz Bandwidth, 64QAM (99% BW)

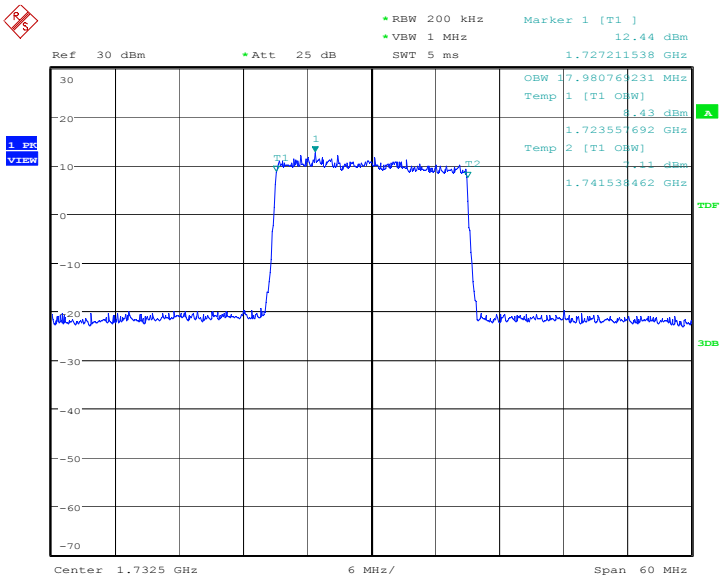

Date: 16.JAN.2020 16:10:52

©Copyright. All rights reserved by CTTL.

LTE band 5, 1.4MHz (99%)

Frequency (MHz)	Occupied Bandwidth (99%) (kHz)		
836.5	QPSK	16QAM	64QAM
	1089.74	1089.74	1089.74

LTE band 5, 1.4MHz Bandwidth, QPSK (99% BW)

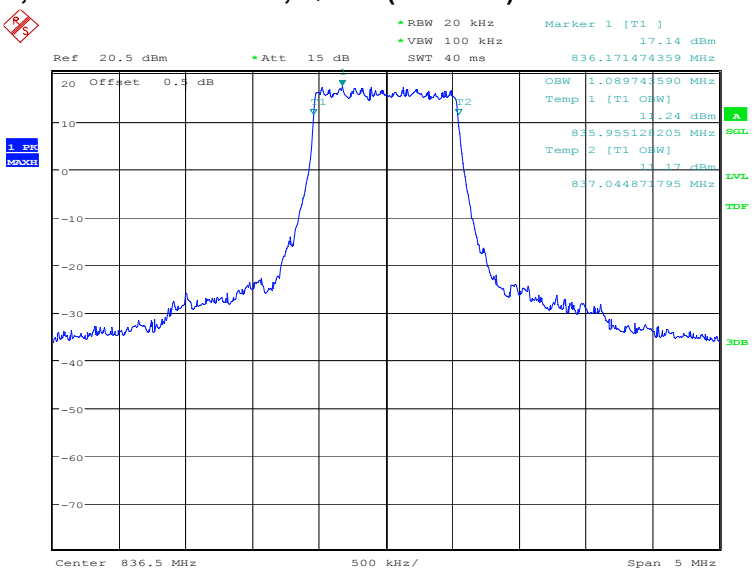

Date: 19.DEC.2019 20:34:38

LTE band 5, 1.4MHz Bandwidth, 16QAM (99% BW)

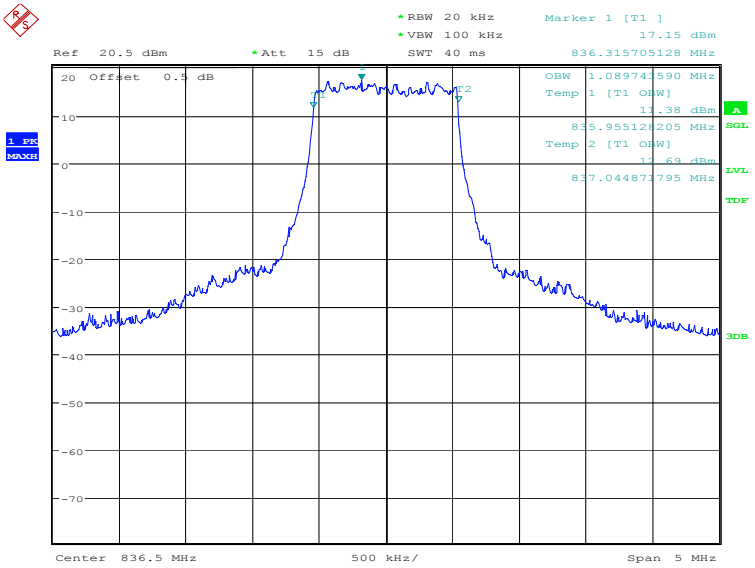

Date: 19.DEC.2019 20:36:02

©Copyright. All rights reserved by CTTL.

LTE band 5, 1.4MHz Bandwidth, 64QAM (99% BW)

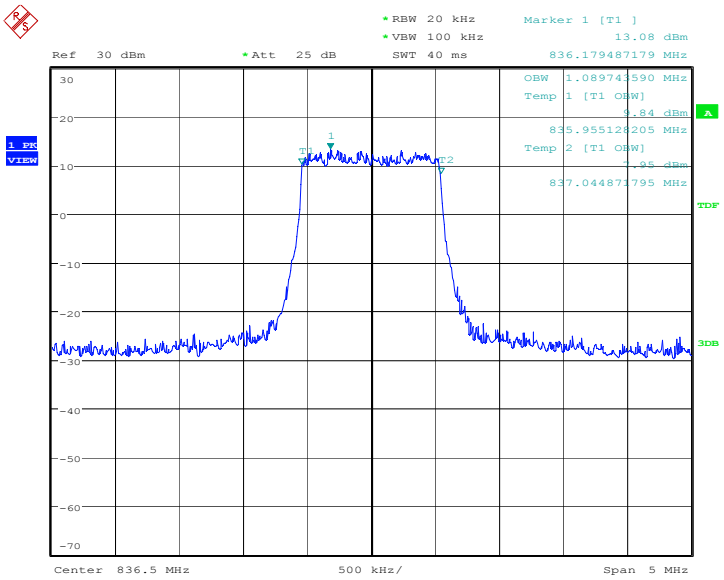

Date: 16.JAN.2020 15:48:33

©Copyright. All rights reserved by CTTL.

LTE band 5, 3MHz (99%)

Frequency (MHz)	Occupied Bandwidth (99%) (kHz)		
836.5	QPSK	16QAM	64QAM
	2692.31	2708.33	2692.31

LTE band 5, 3MHz Bandwidth, QPSK (99% BW)

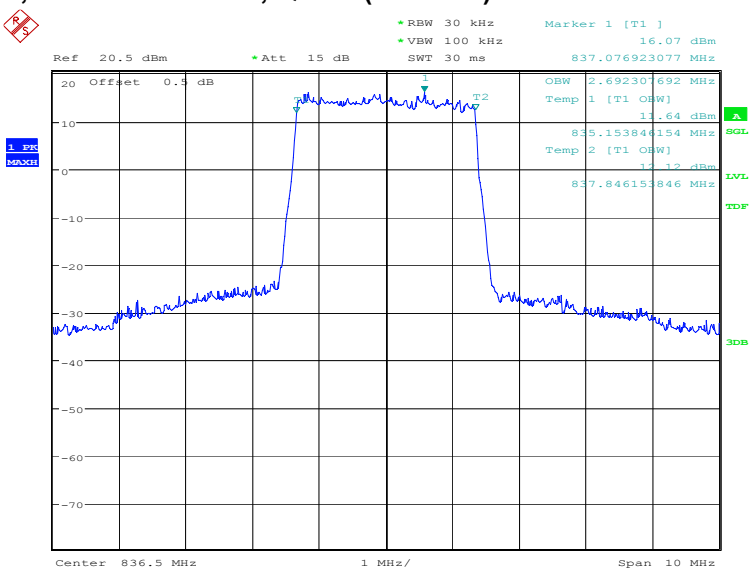

Date: 19.DEC.2019 20:37:29

LTE band 5, 3MHz Bandwidth, 16QAM (99% BW)

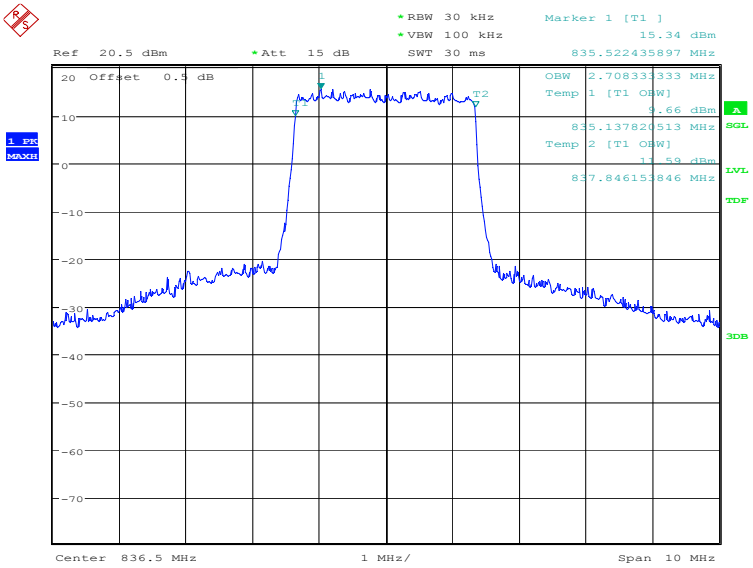

Date: 19.DEC.2019 20:38:53

©Copyright. All rights reserved by CTTL.

LTE band 5, 3MHz Bandwidth, 64QAM (99% BW)

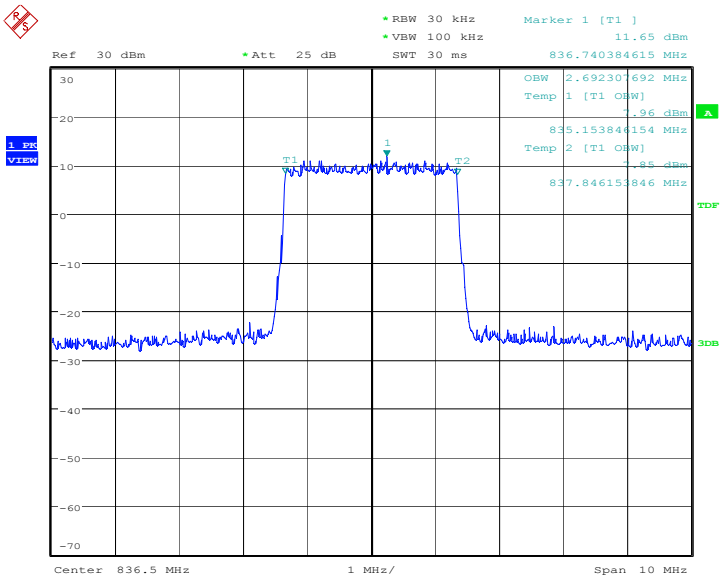

Date: 16.JAN.2020 16:20:19

©Copyright. All rights reserved by CTTL.

LTE band 5, 5MHz (99%)

Frequency (MHz)	Occupied Bandwidth (99%) (kHz)		
836.5	QPSK	16QAM	64QAM
	4495.19	4495.19	4495.19

LTE band 5, 5MHz Bandwidth, QPSK (99% BW)

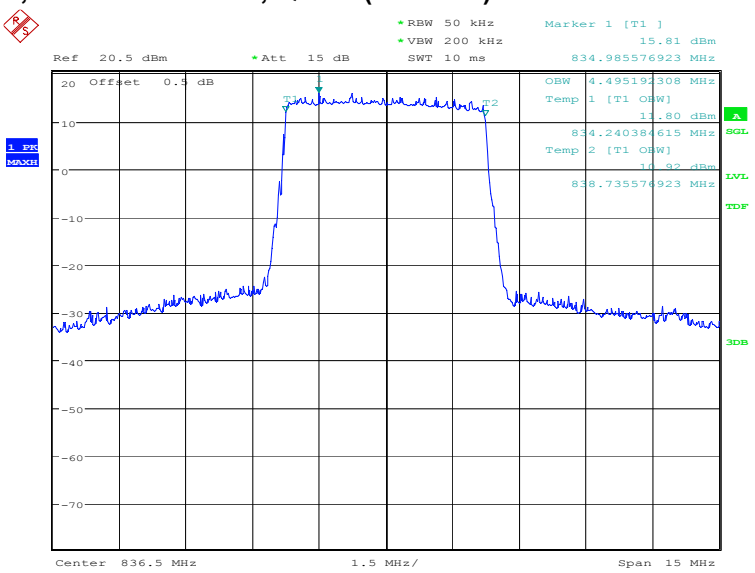

Date: 19.DEC.2019 20:40:19

LTE band 5, 5MHz Bandwidth, 16QAM (99% BW)

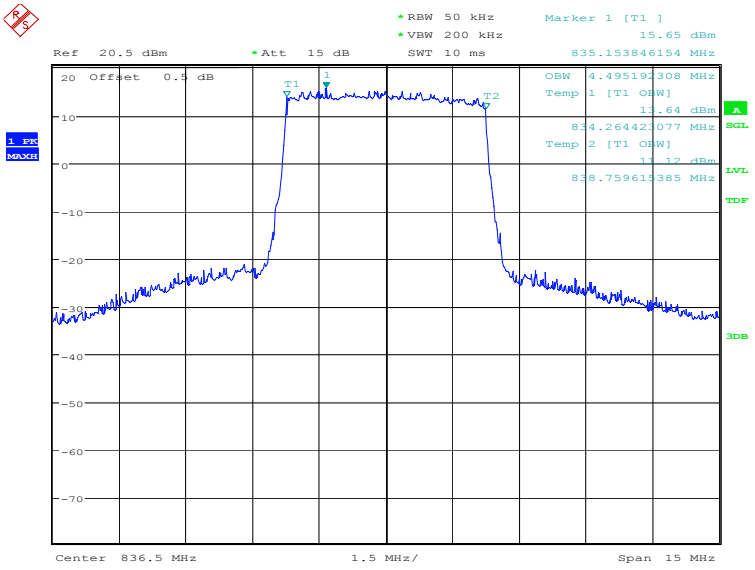

Date: 19.DEC.2019 20:41:44

©Copyright. All rights reserved by CTTL.

LTE band 5, 5MHz Bandwidth,64QAM (99% BW)

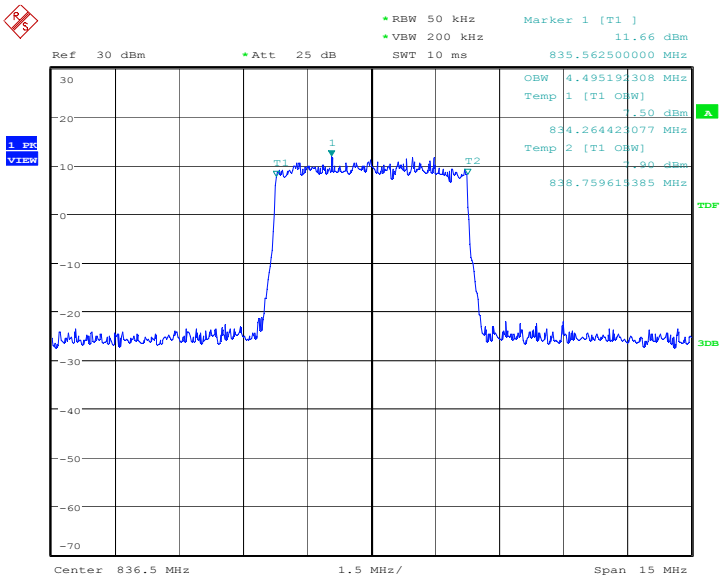

Date: 16.JAN.2020 15:51:20

©Copyright. All rights reserved by CTTL.

LTE band 5, 10MHz (99%)

Frequency (MHz)	Occupied Bandwidth (99%) (kHz)		
836.5	QPSK	16QAM	64QAM
	8942.31	8942.31	8942.31

LTE band 5, 10MHz Bandwidth, QPSK (99% BW)

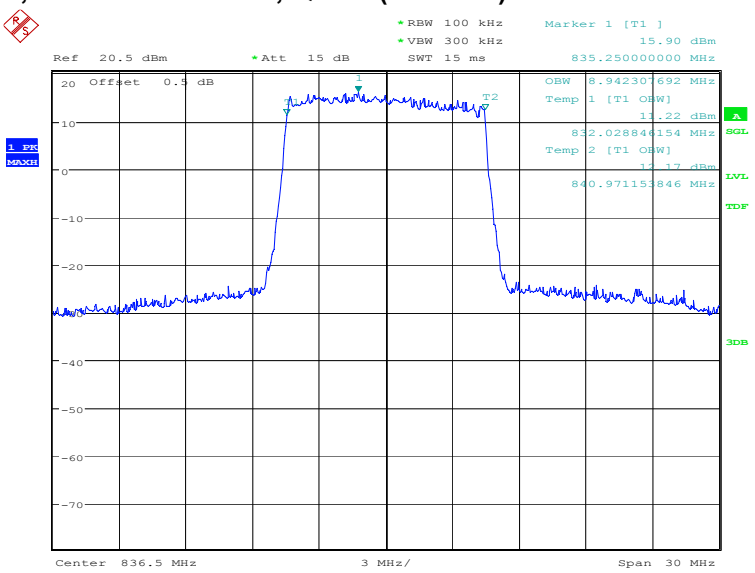

Date: 19.DEC.2019 20:43:10

LTE band 5, 10MHz Bandwidth, 16QAM (99% BW)

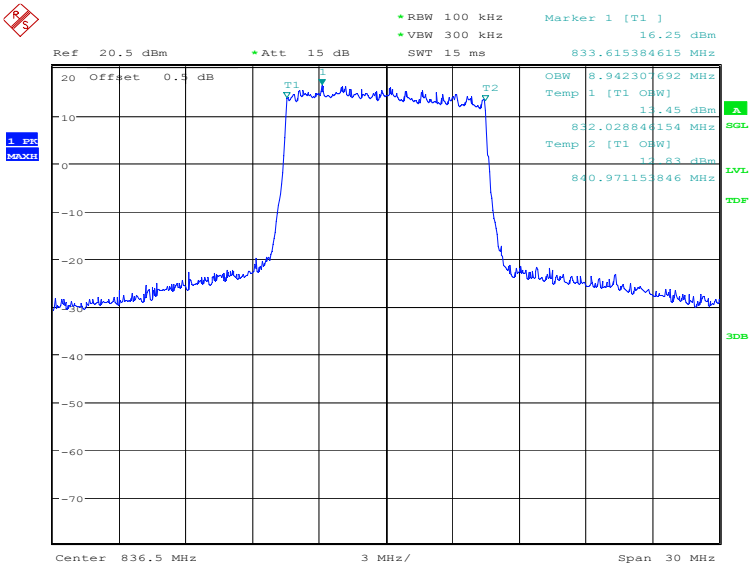

Date: 19.DEC.2019 20:44:35

©Copyright. All rights reserved by CTTL.

LTE band 5, 10MHz Bandwidth, 64QAM (99% BW)

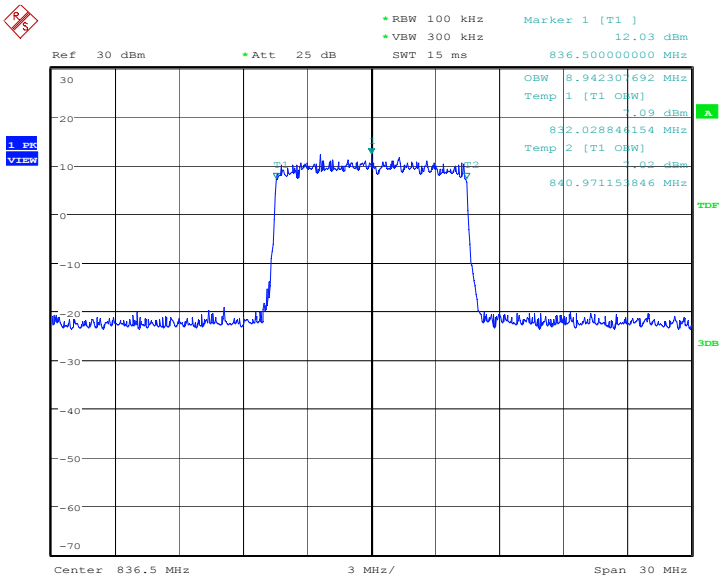

Date: 16.JAN.2020 15:52:26

©Copyright. All rights reserved by CTTL.

LTE band 7, 5MHz (99%)

Frequency (MHz)	Occupied Bandwidth (99%) (kHz)		
2535.0	QPSK	16QAM	64QAM
	4495.19	4495.19	4495.19

LTE band 7, 5MHz Bandwidth, QPSK (99% BW)

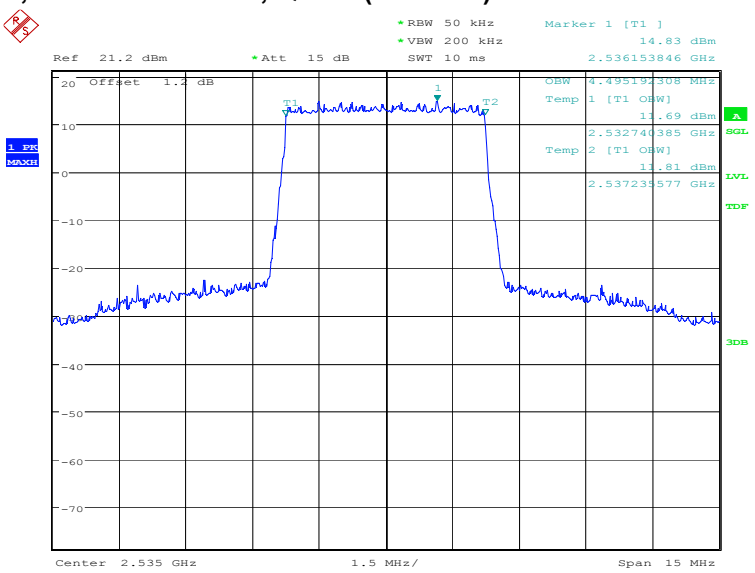

Date: 19.DEC.2019 20:46:02

LTE band 7, 5MHz Bandwidth, 16QAM (99% BW)

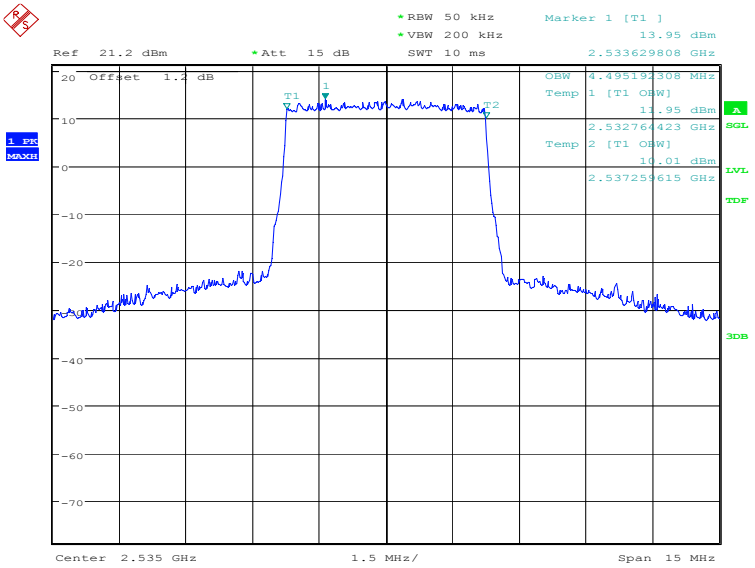

Date: 19.DEC.2019 20:47:27

©Copyright. All rights reserved by CTTL.

LTE band 7, 5MHz Bandwidth,64QAM (99% BW)

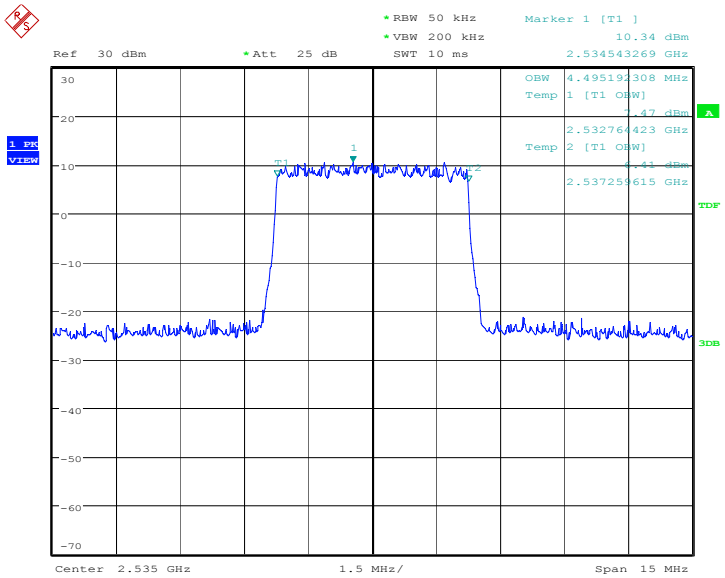

Date: 16.JAN.2020 15:39:00

©Copyright. All rights reserved by CTTL.

LTE band 7, 10MHz (99%)

Frequency (MHz)	Occupied Bandwidth (99%) (kHz)		
2535.0	QPSK	16QAM	64QAM
	8942.31	8990.38	8942.31

LTE band 7, 10MHz Bandwidth, QPSK (99% BW)

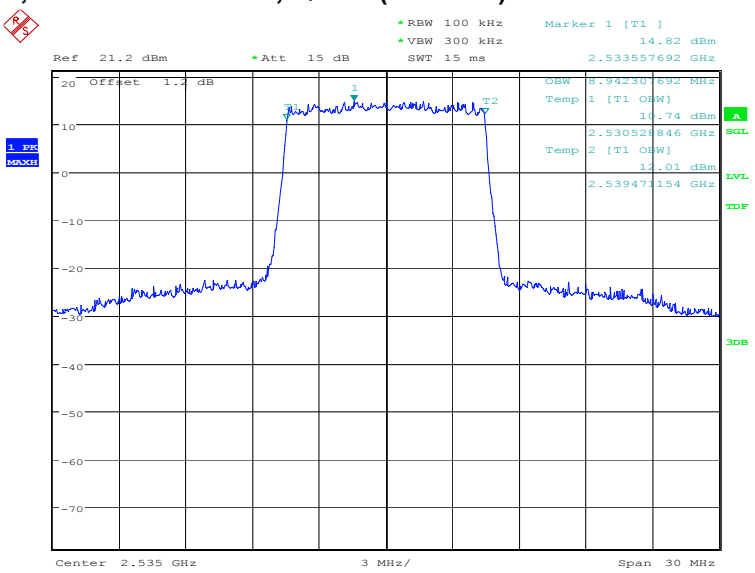

Date: 19.DEC.2019 20:48:53

LTE band 7, 10MHz Bandwidth, 16QAM (99% BW)

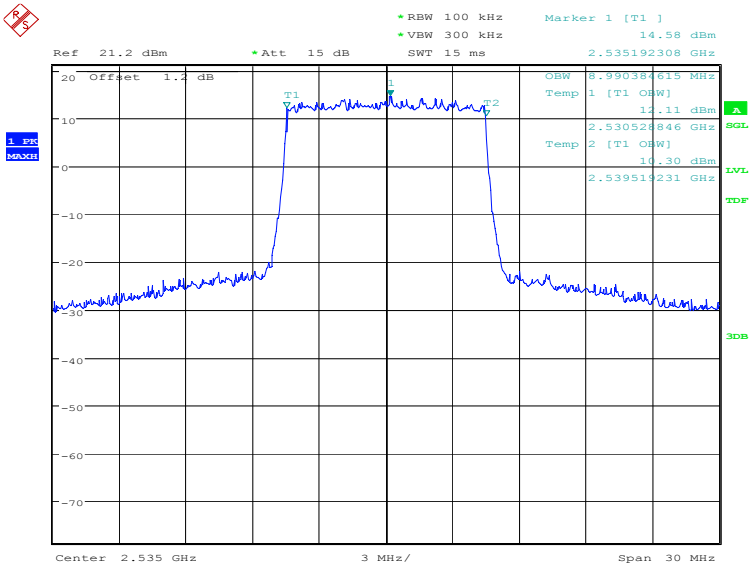

Date: 19.DEC.2019 20:50:18

©Copyright. All rights reserved by CTTL.

LTE band 7, 10MHz Bandwidth, 64QAM (99% BW)

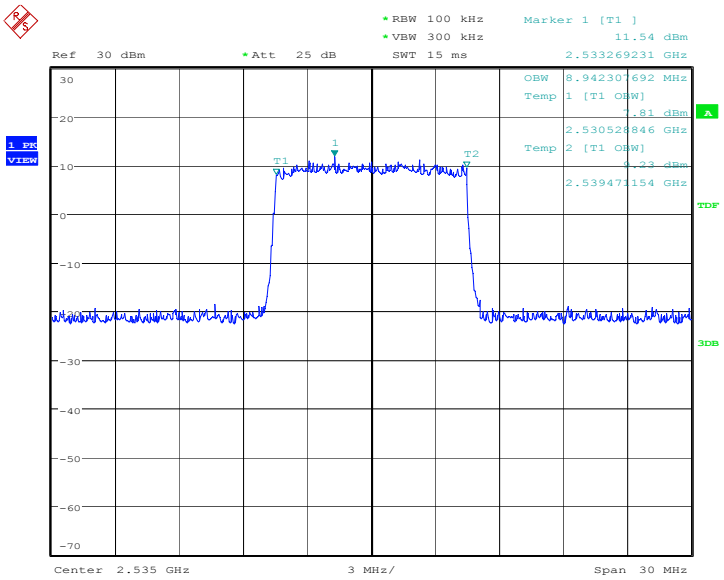

Date: 16.JAN.2020 15:41:47

©Copyright. All rights reserved by CTTL.

LTE band 7, 15MHz (99%)

Frequency (MHz)	Occupied Bandwidth (99%) (kHz)		
2535.0	QPSK	16QAM	64QAM
	13413.46	13413.46	13485.58

LTE band 7, 15MHz Bandwidth, QPSK (99% BW)

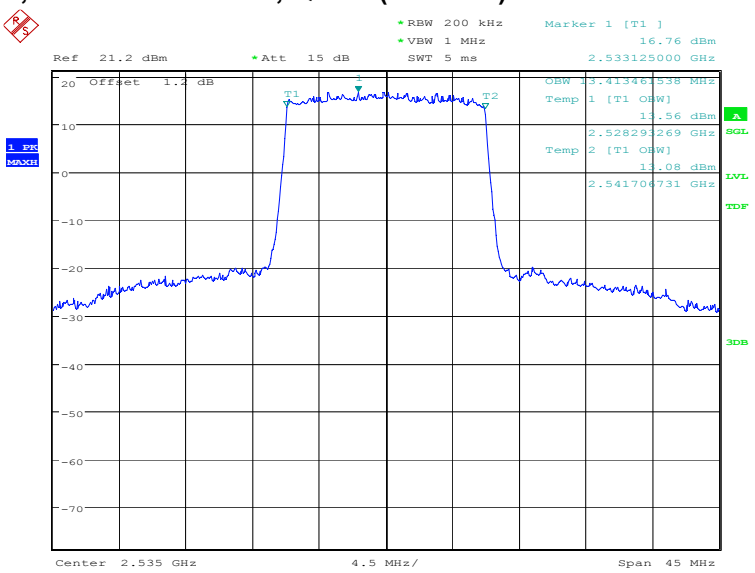

Date: 19.DEC.2019 20:51:44

LTE band 7, 15MHz Bandwidth, 16QAM (99% BW)

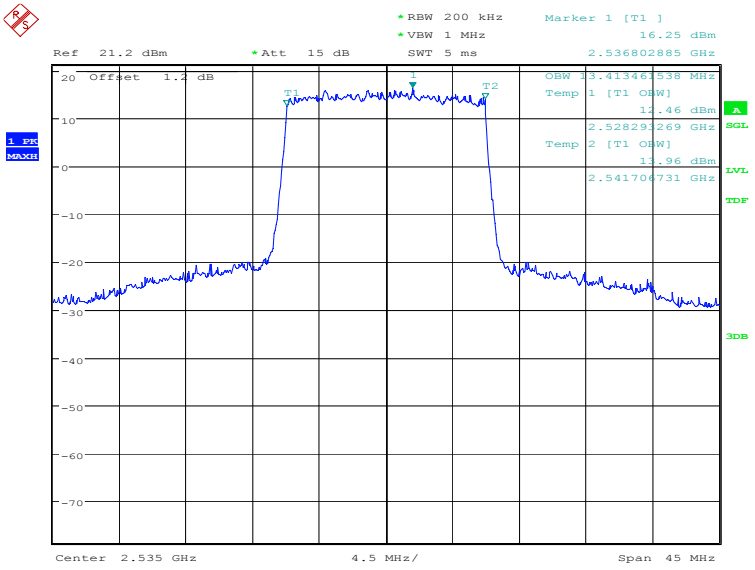

Date: 19.DEC.2019 20:53:08

©Copyright. All rights reserved by CTTL.

LTE band 7, 15MHz Bandwidth, 64QAM (99% BW)

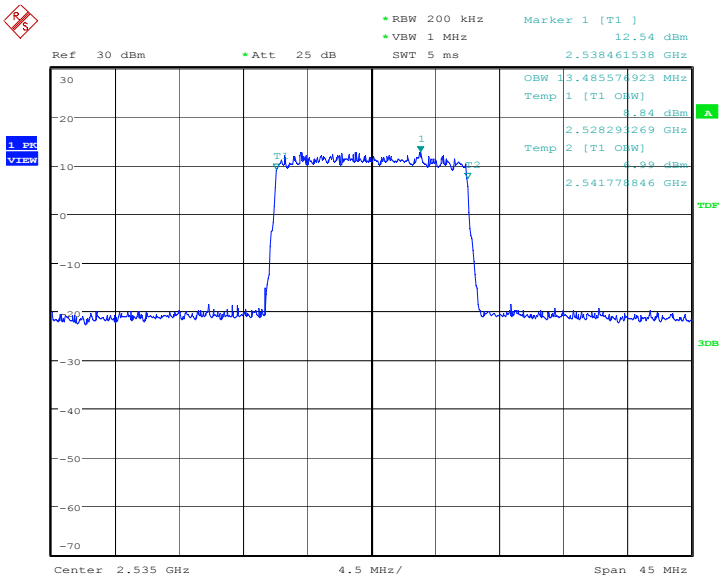

Date: 16.JAN.2020 15:43:03

©Copyright. All rights reserved by CTTL.

LTE band 7, 20MHz (99%)

Frequency (MHz)	Occupied Bandwidth (99%) (kHz)		
2535.0	QPSK	16QAM	64QAM
	17884.62	17884.62	17980.77

LTE band 7, 20MHz Bandwidth, QPSK (99% BW)

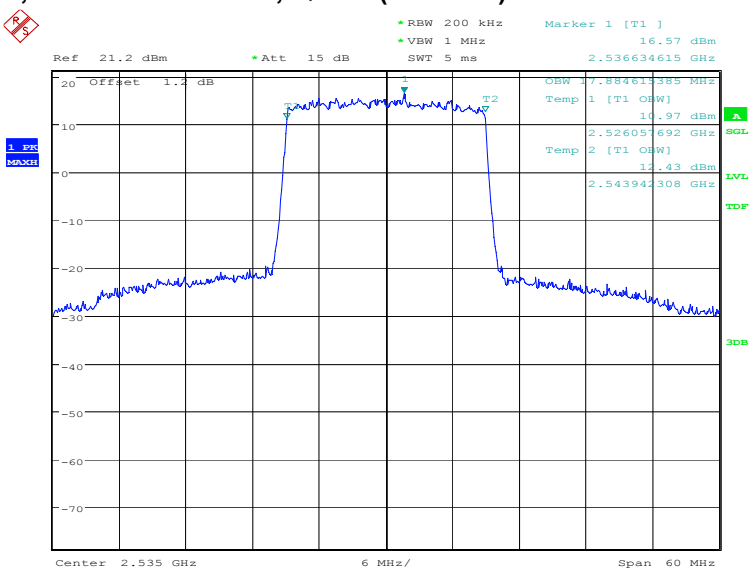

Date: 19.DEC.2019 20:54:35

LTE band 7, 20MHz Bandwidth, 16QAM (99% BW)

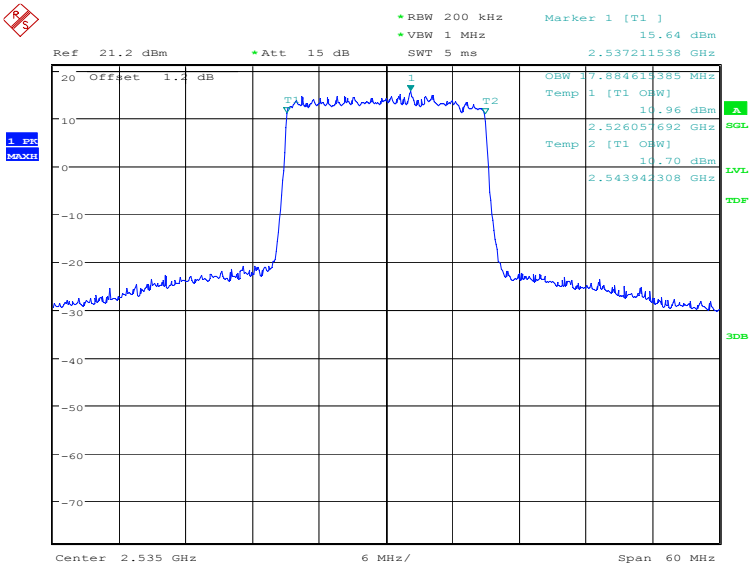

Date: 19.DEC.2019 20:55:59

©Copyright. All rights reserved by CTTL.

LTE band 7, 20MHz Bandwidth, 64QAM (99% BW)

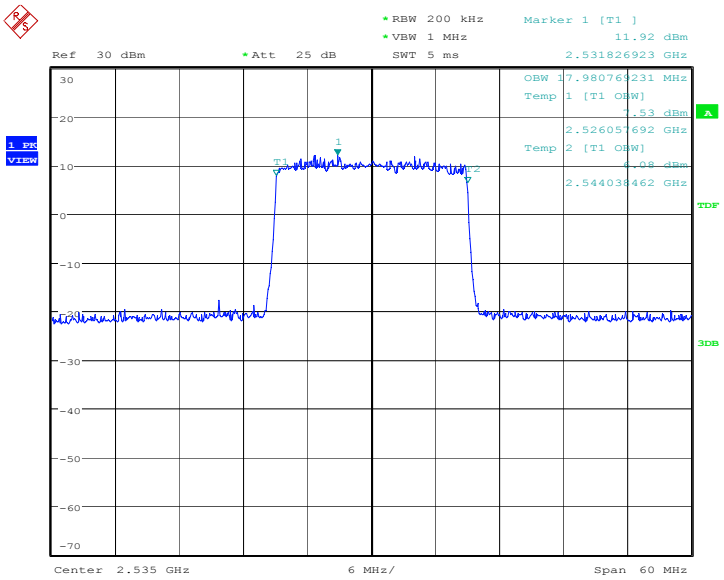

Date: 16.JAN.2020 15:44:12

©Copyright. All rights reserved by CTTL.

LTE band 12, 1.4MHz (99%)

Frequency (MHz)	Occupied Bandwidth (99%) (kHz)		
707.5	QPSK	16QAM	64QAM
	1089.74	1089.74	1089.74

LTE band 12, 1.4MHz Bandwidth, QPSK (99% BW)

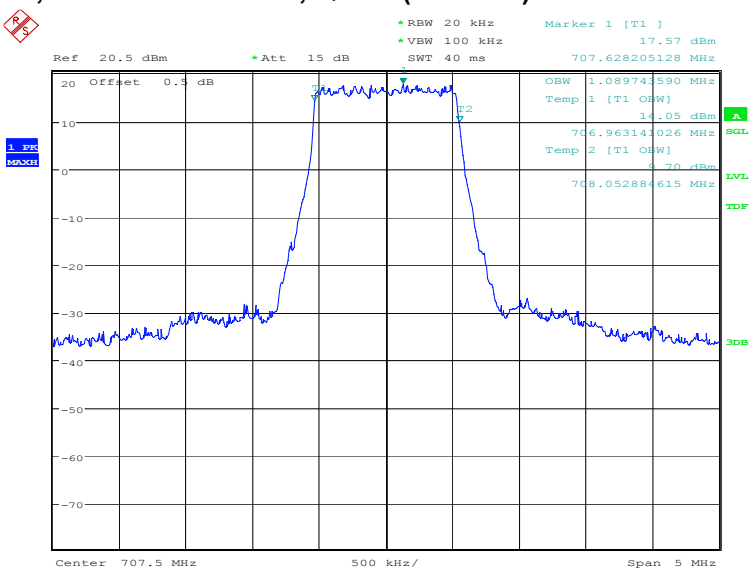

Date: 19.DEC.2019 20:59:09

LTE band 12, 1.4MHz Bandwidth, 16QAM (99% BW)

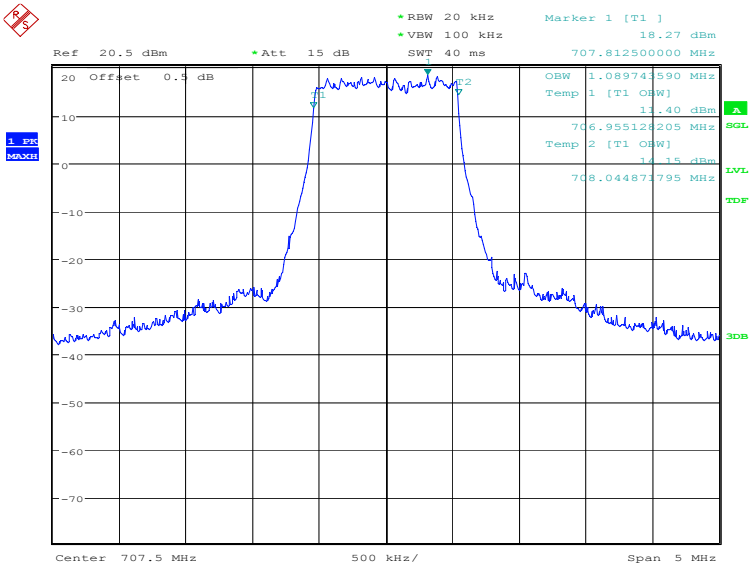

Date: 19.DEC.2019 21:00:34

©Copyright. All rights reserved by CTTL.

LTE band 12, 1.4MHz Bandwidth, 64QAM (99% BW)

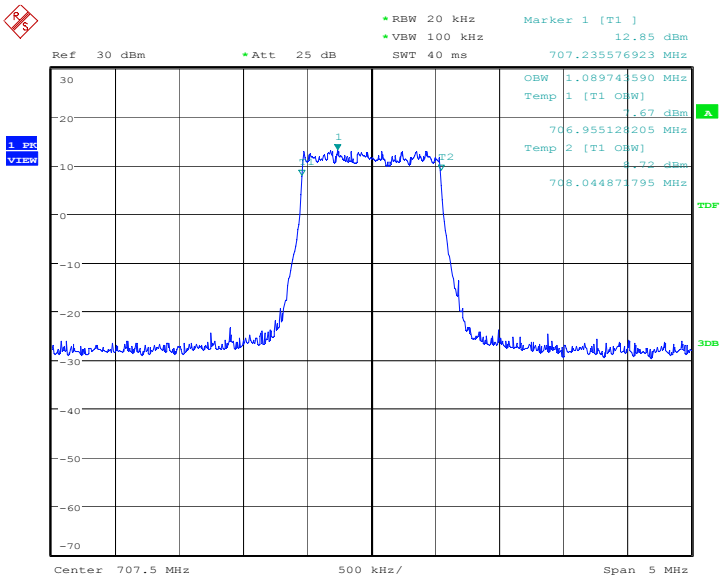

Date: 16.JAN.2020 16:13:58

©Copyright. All rights reserved by CTTL.

LTE band 12, 3MHz (99%)

Frequency (MHz)	Occupied Bandwidth (99%) (kHz)		
707.5	QPSK	16QAM	64QAM
	2692.31	2692.31	2692.31

LTE band 12, 3MHz Bandwidth, QPSK (99% BW)

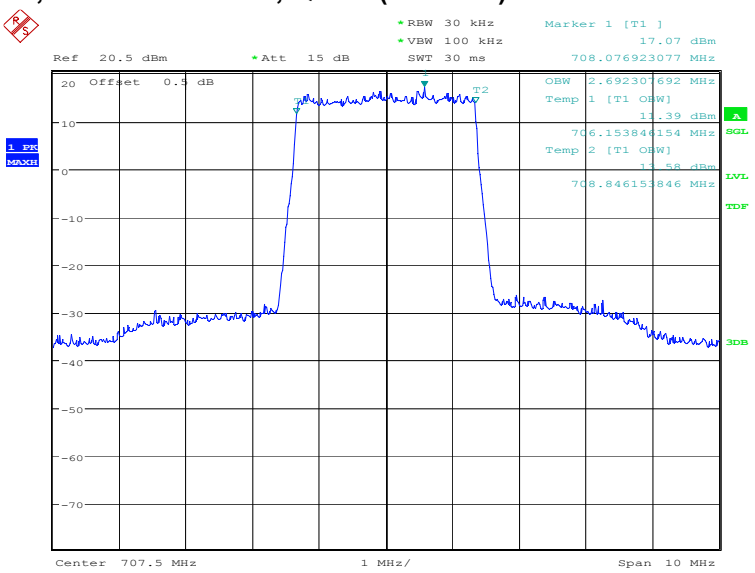

Date: 19.DEC.2019 21:02:00

LTE band 12, 3MHz Bandwidth, 16QAM (99% BW)

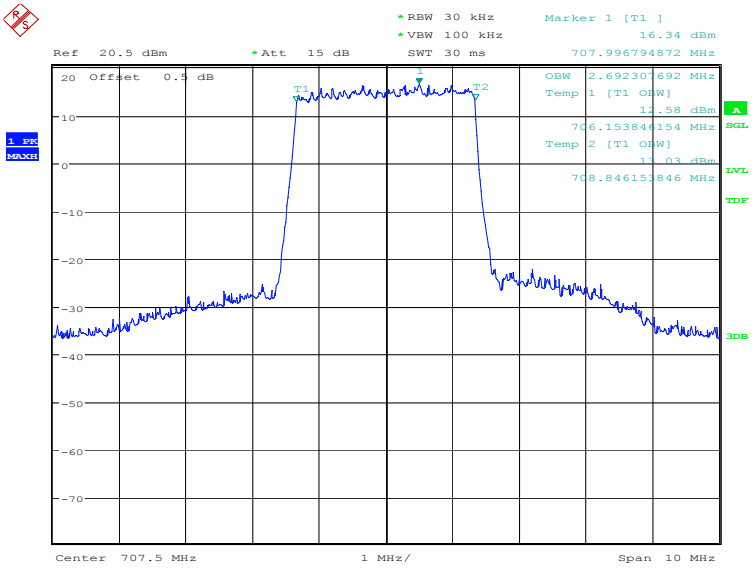

Date: 19.DEC.2019 21:03:24

©Copyright. All rights reserved by CTTL.

LTE band 12, 3MHz Bandwidth, 64QAM (99% BW)

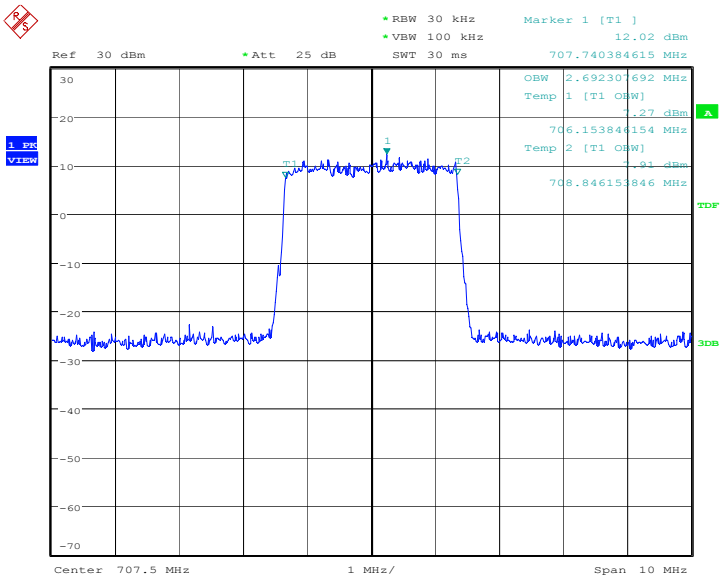

Date: 16.JAN.2020 16:15:31

©Copyright. All rights reserved by CTTL.

LTE band 12, 5MHz (99%)

Frequency (MHz)	Occupied Bandwidth (99%) (kHz)		
707.5	QPSK	16QAM	64QAM
	4471.15	4495.19	4471.15

LTE band 12, 5MHz Bandwidth, QPSK (99% BW)

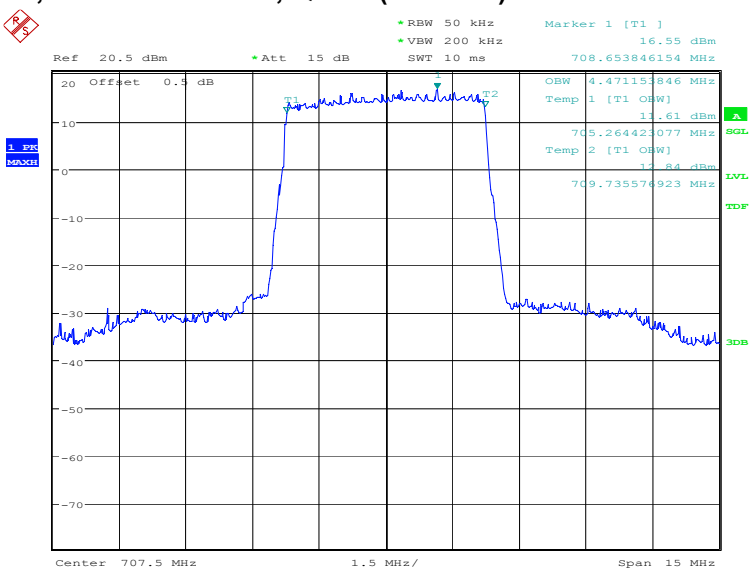

Date: 19.DEC.2019 21:04:51

LTE band 12, 5MHz Bandwidth, 16QAM (99% BW)

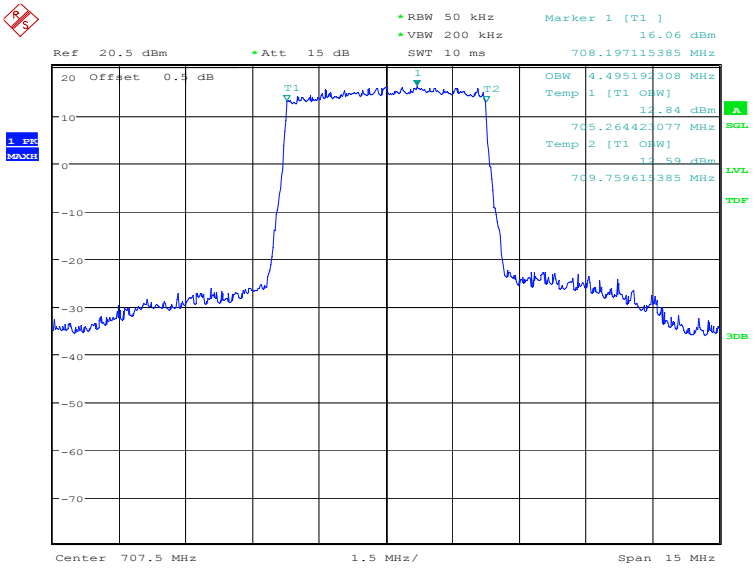

Date: 19.DEC.2019 21:06:15

©Copyright. All rights reserved by CTTL.

LTE band 12, 5MHz Bandwidth,64QAM (99% BW)

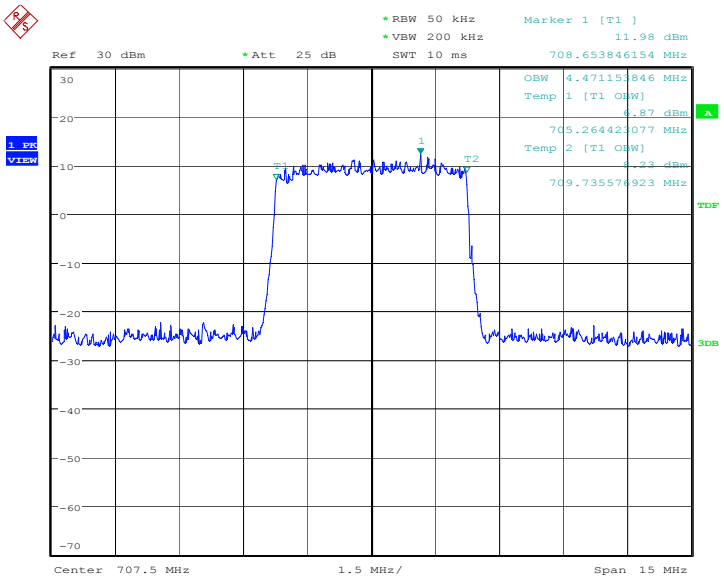

Date: 16.JAN.2020 16:16:38

©Copyright. All rights reserved by CTTL.

LTE band 12, 10MHz (99%)

Frequency (MHz)	Occupied Bandwidth (99%) (kHz)		
707.5	QPSK	16QAM	64QAM
	8894.23	8894.23	8942.31

LTE band 12, 10MHz Bandwidth, QPSK (99% BW)

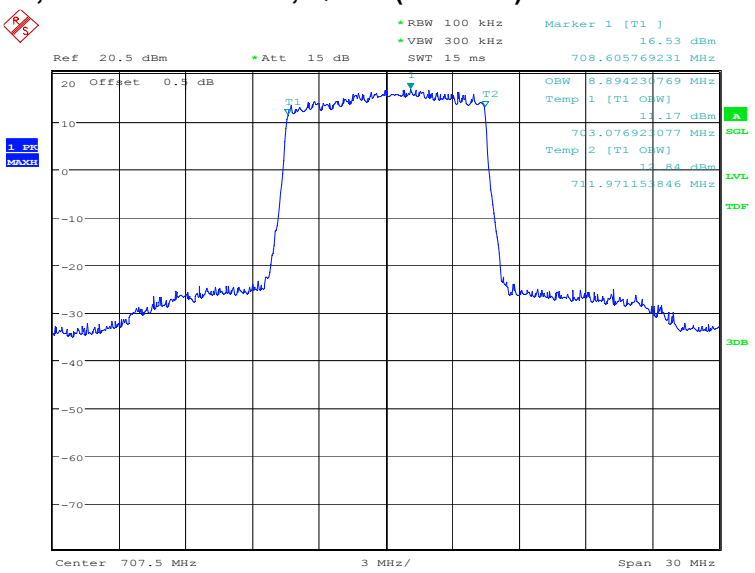

Date: 19.DEC.2019 21:07:42

LTE band 12, 10MHz Bandwidth, 16QAM (99% BW)

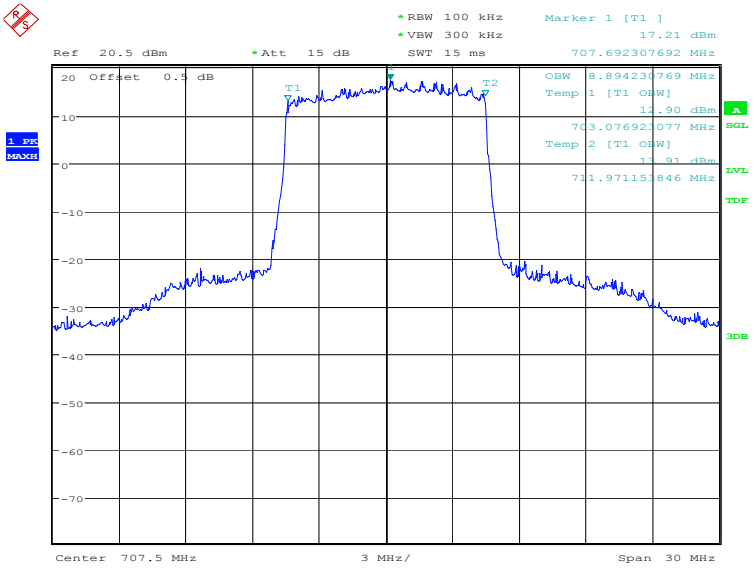

Date: 19.DEC.2019 21:09:06

©Copyright. All rights reserved by CTTL.

LTE band 12, 10MHz Bandwidth, 64QAM (99% BW)

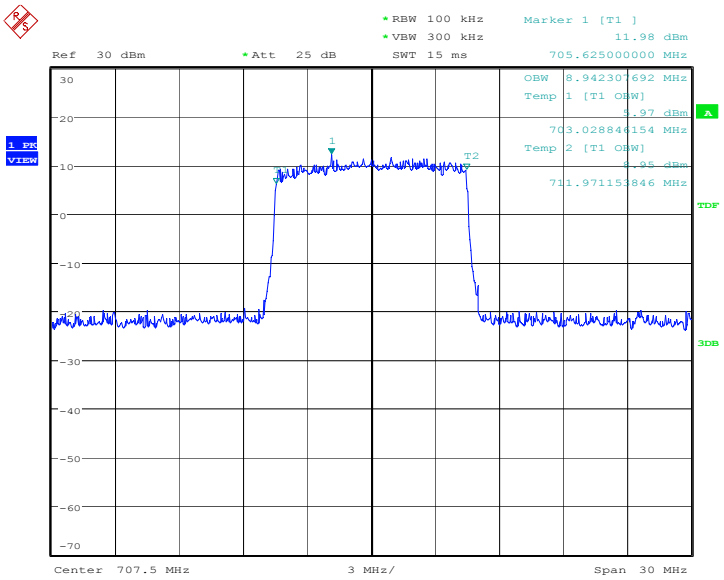

Date: 16.JAN.2020 16:18:12

©Copyright. All rights reserved by CTTL.

A.5 EMISSION BANDWIDTH

A.5.1Emission Bandwidth Results

The emission bandwidth is defined as the width of the signal between two points, one below the carrier center frequency and one above the carrier center frequency, outside of which all emissions are attenuated at least 26 dB below the transmitter power. Table below lists the measured -26dBc BW. Spectrum analyzer plots are included on the following pages.

The measurement method is from ANSI C63.26:

a) The spectrum analyzer center frequency is set to the nominal EUT channel center frequency. The span range for the spectrum analyzer shall be wide enough to see sufficient roll off of the signal to make the measurement.

b) The nominal RBW shall be in the range of 1% to 5% of the anticipated OBW, and the VBW shall be set ≥ 3 × RBW.

c) Set the reference level of the instrument as required to prevent the signal amplitude from exceeding the maximum spectrum analyzer input mixer level for linear operation.

d) The dynamic range of the spectrum analyzer at the selected RBW shall be more than 10 dB below the target "−X dB" requirement, i.e., if the requirement calls for measuring the −26 dB OBW, the spectrum analyzer noise floor at the selected RBW shall be at least 36 dB below the reference level.

e) Set spectrum analyzer detection mode to peak, and the trace mode to max hold.

©Copyright. All rights reserved by CTTL.

LTE band 2, 1.4MHz (-26dBc)

Frequency (MHz)	Occupied Bandwidth (-26dBc) (kHz)		
1880.0	QPSK	16QAM	64QAM
	1282.05	1322.12	1306.09

LTE band 2, 1.4MHz Bandwidth, QPSK (-26dBc BW)

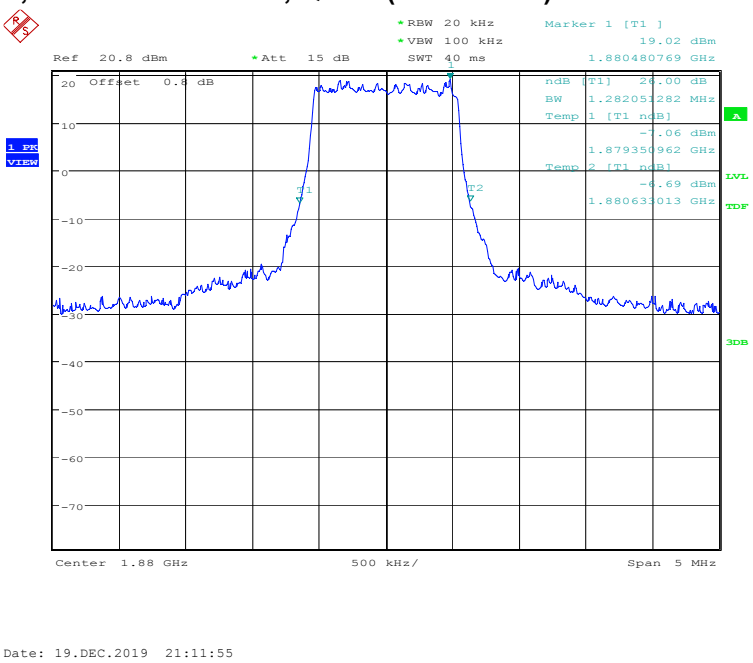

©Copyright. All rights reserved by CTTL.

LTE band 2, 1.4MHz Bandwidth, 16QAM (-26dBc BW)

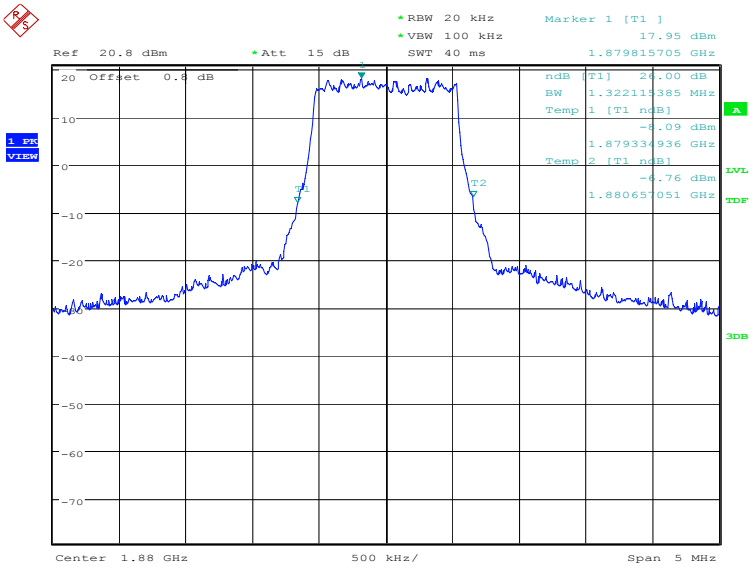

Date: 19.DEC.2019 21:13:20

LTE band 2, 1.4MHz Bandwidth, 64QAM (-26dBc BW)

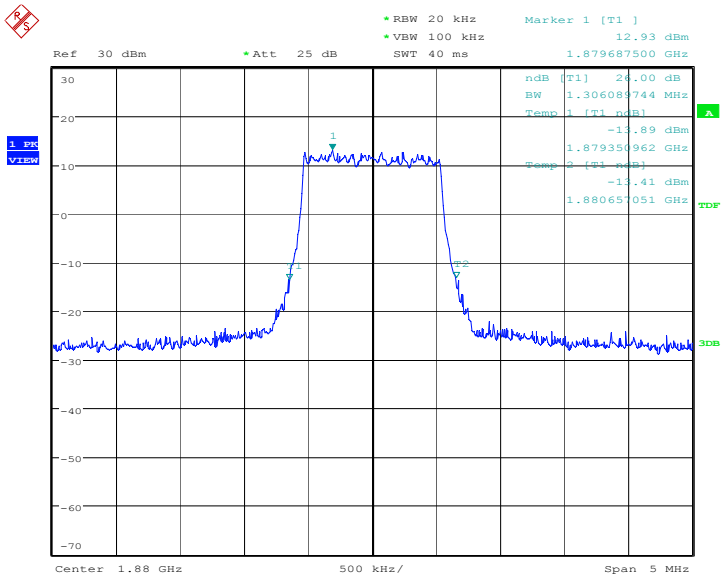

Date: 16.JAN.2020 15:55:31

©Copyright. All rights reserved by CTTL.

LTE band 2, 3MHz (-26dBc)

Frequency (MHz)	Occupied Bandwidth (-26dBc) (kHz)		
1880.0	QPSK	16QAM	64QAM
	2964.74	2980.77	2948.72

LTE band 2, 3MHz Bandwidth, QPSK (-26dBc BW)

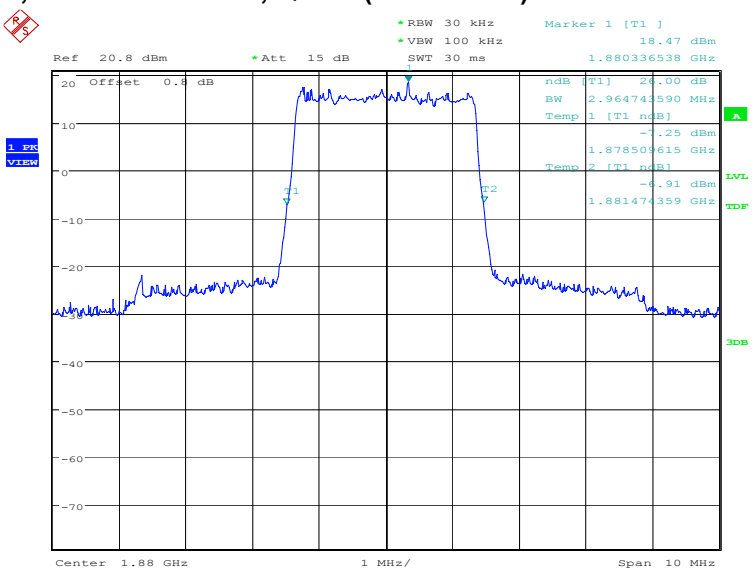

Date: 19.DEC.2019 21:14:47

LTE band 2, 3MHz Bandwidth, 16QAM (-26dBc BW)

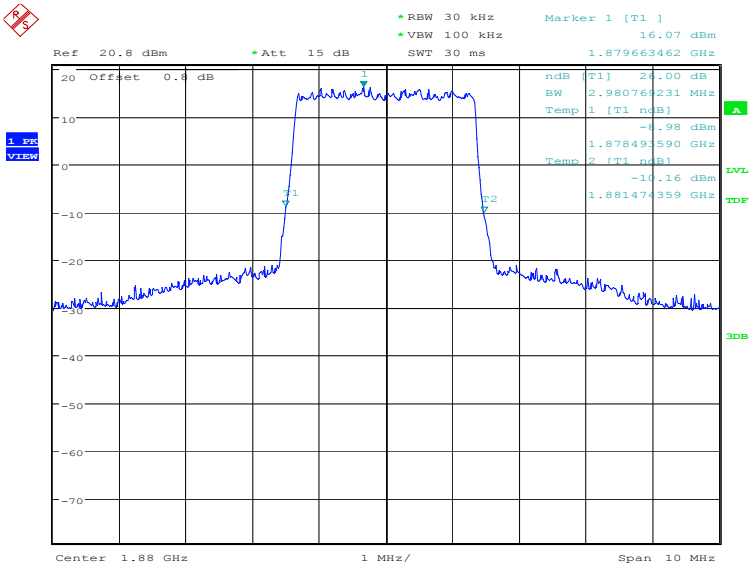

Date: 19.DEC.2019 21:16:12

©Copyright. All rights reserved by CTTL.

LTE band 2, 3MHz Bandwidth, 64QAM (-26dBc BW)

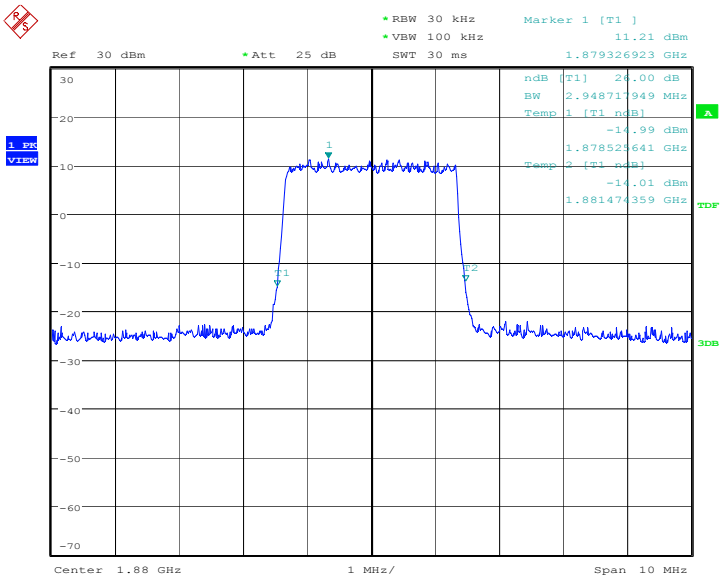

Date: 16.JAN.2020 15:56:40

©Copyright. All rights reserved by CTTL.

LTE band 2, 5MHz (-26dBc)

Frequency (MHz)	Occupied Bandwidth (-26dBc) (kHz)		
1880.0	QPSK	16QAM	64QAM
	4975.96	4975.96	4927.88

LTE band 2, 5MHz Bandwidth, QPSK (-26dBc BW)

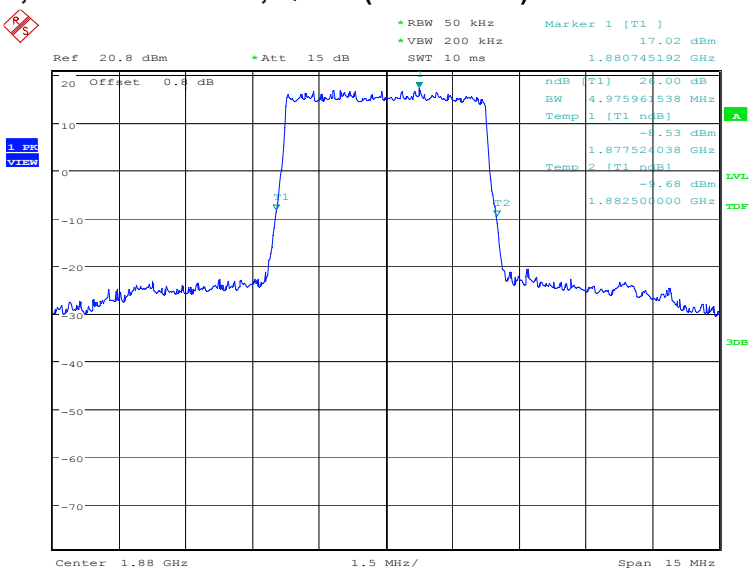

Date: 19.DEC.2019 21:17:38

LTE band 2, 5MHz Bandwidth, 16QAM (-26dBc BW)

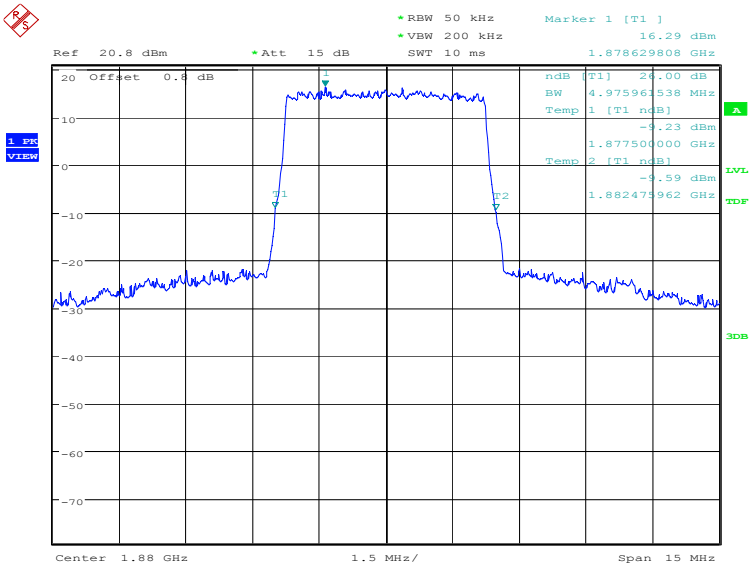

Date: 19.DEC.2019 21:19:03

©Copyright. All rights reserved by CTTL.

LTE band 2, 5MHz Bandwidth,64QAM (-26dBc BW)

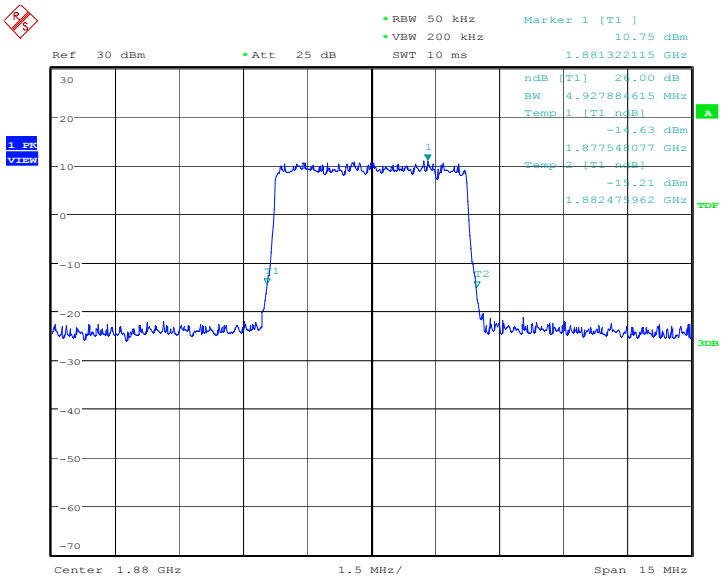

Date: 16.JAN.2020 15:58:43

©Copyright. All rights reserved by CTTL.

LTE band 2, 10MHz (-26dBc)

Frequency (MHz)	Occupied Bandwidth (-26dBc) (kHz)		
1880.0	QPSK	16QAM	64QAM
	9807.69	9807.69	9711.54

LTE band 2, 10MHz Bandwidth, QPSK (-26dBc BW)

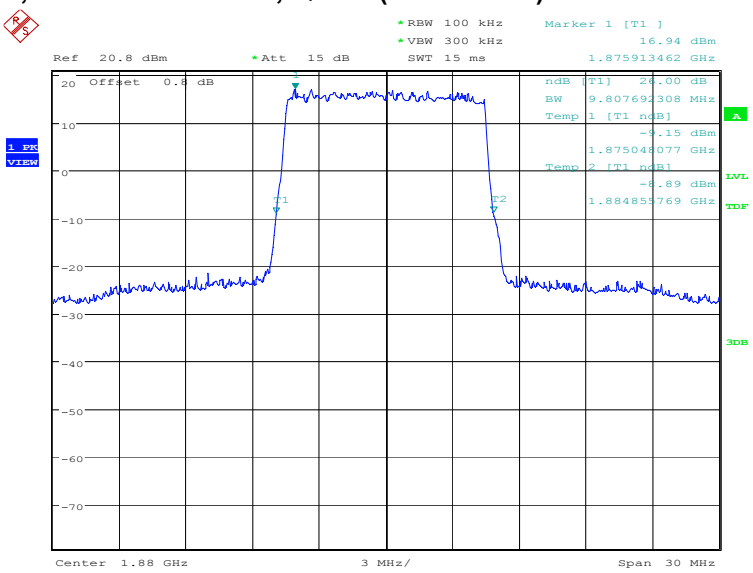

Date: 19.DEC.2019 21:20:30

LTE band 2, 10MHz Bandwidth, 16QAM (-26dBc BW)

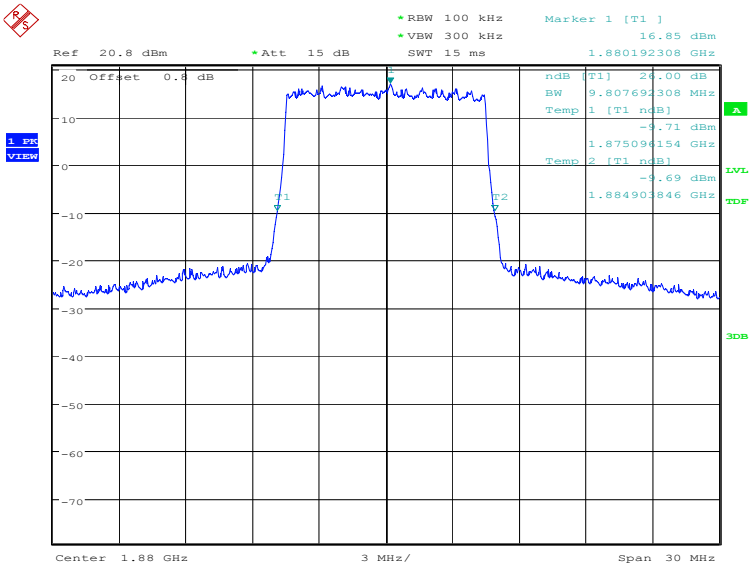

Date: 19.DEC.2019 21:21:55

©Copyright. All rights reserved by CTTL.

LTE band 2, 10MHz Bandwidth, 64QAM (-26dBc BW)

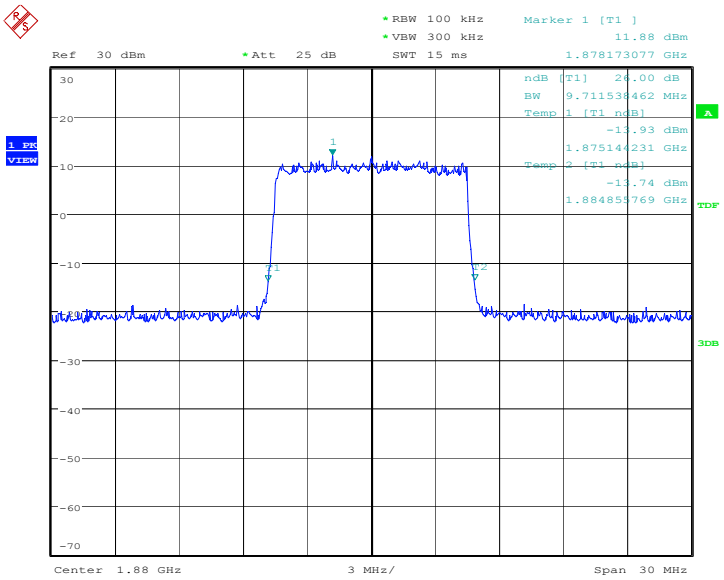

Date: 16.JAN.2020 15:59:56

©Copyright. All rights reserved by CTTL.

LTE band 2, 15MHz (-26dBc)

Frequency (MHz)	Occupied Bandwidth (-26dBc) (kHz)		
1880.0	QPSK	16QAM	64QAM
	14711.54	14639.42	14711.54

LTE band 2, 15MHz Bandwidth, QPSK (-26dBc BW)

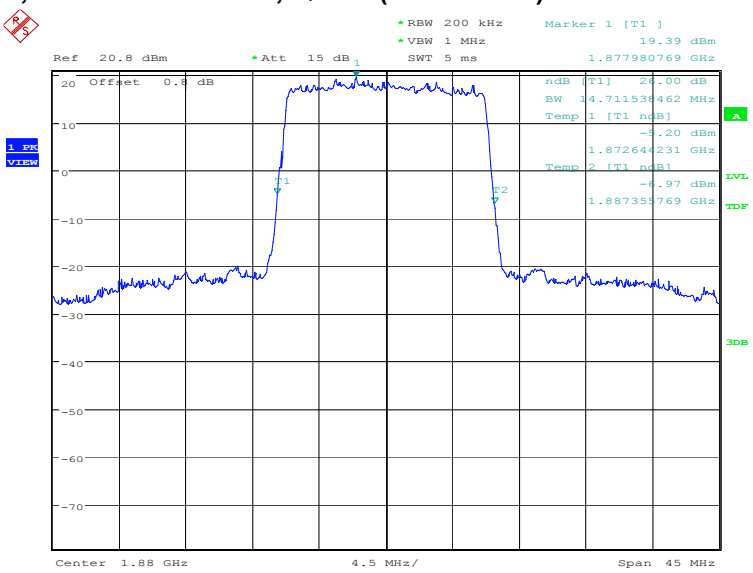

Date: 19.DEC.2019 21:23:21

LTE band 2, 15MHz Bandwidth, 16QAM (-26dBc BW)

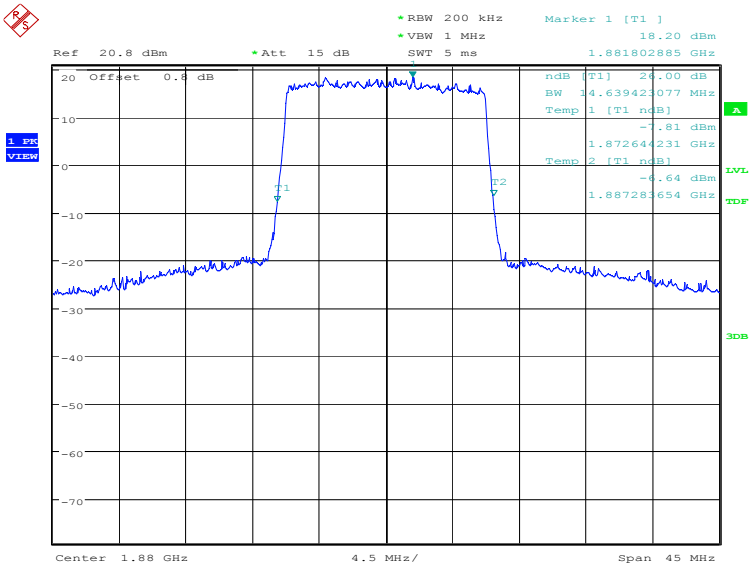

Date: 19.DEC.2019 21:24:46

©Copyright. All rights reserved by CTTL.

LTE band 2, 15MHz Bandwidth, 64QAM (-26dBc BW)

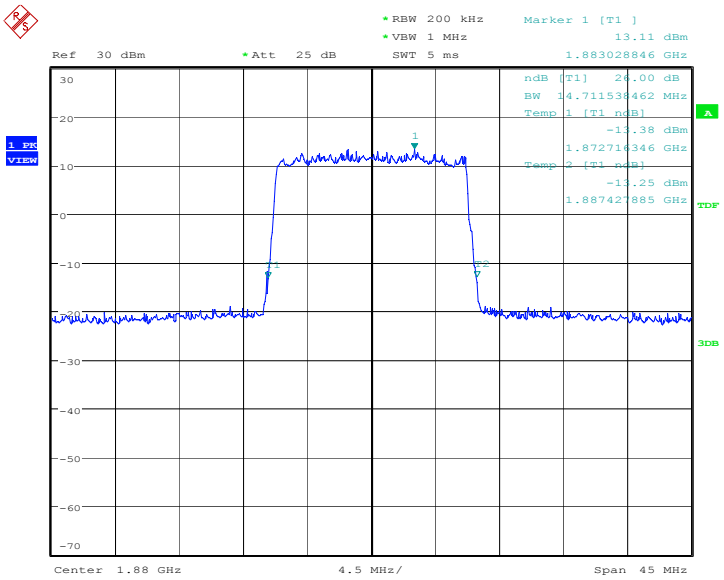

Date: 16.JAN.2020 16:01:04

©Copyright. All rights reserved by CTTL.

LTE band 2, 20MHz (-26dBc)

Frequency (MHz)	Occupied Bandwidth (-26dBc) (kHz)		
1880.0	QPSK	16QAM	64QAM
	19134.62	19134.62	19230.77

LTE band 2, 20MHz Bandwidth, QPSK (-26dBc BW)

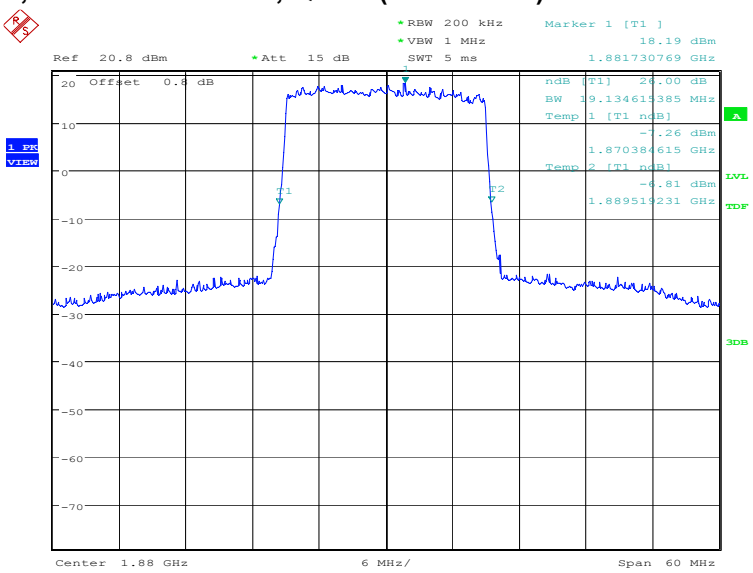

Date: 19.DEC.2019 21:26:13

LTE band 2, 20MHz Bandwidth, 16QAM (-26dBc BW)

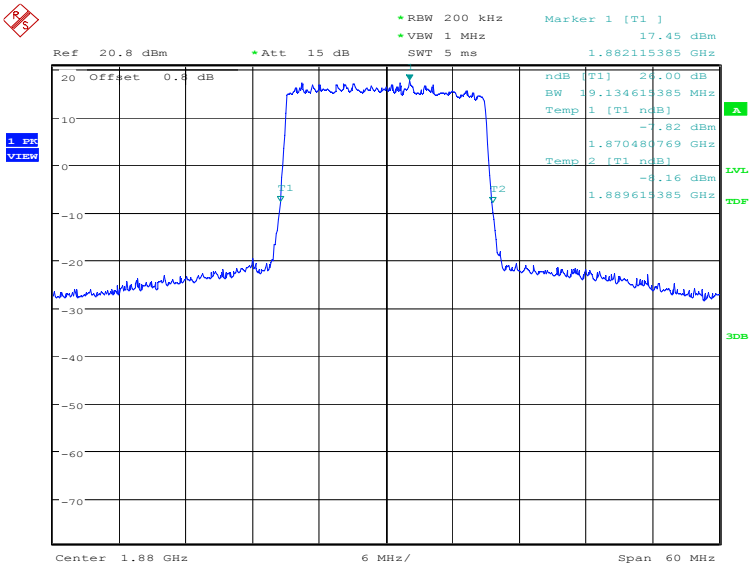

Date: 19.DEC.2019 21:27:38

©Copyright. All rights reserved by CTTL.

LTE band 2, 20MHz Bandwidth, 64QAM (-26dBc BW)

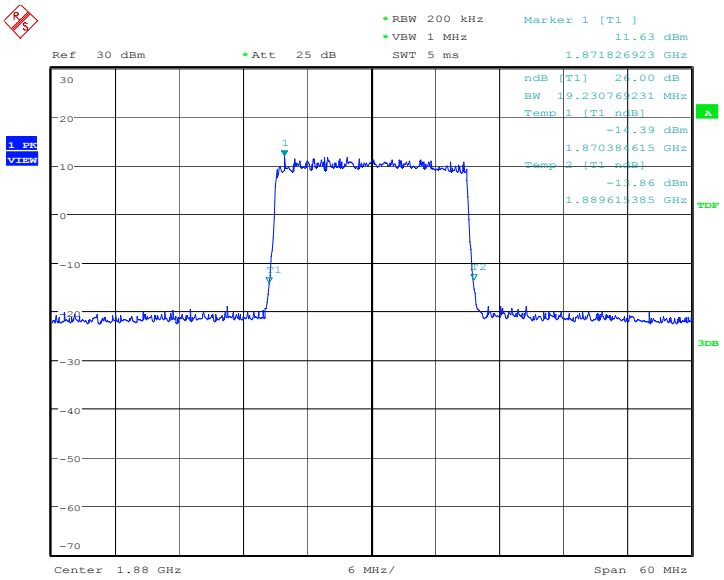

Date: 16.JAN.2020 16:02:18

©Copyright. All rights reserved by CTTL.

LTE band 4, 1.4MHz (-26dBc)

Frequency (MHz)	Occupied Bandwidth (-26dBc) (kHz)		
1732.5	QPSK	16QAM	64QAM
	1322.12	1322.12	1282.05

LTE band 4, 1.4MHz Bandwidth, QPSK (-26dBc BW)

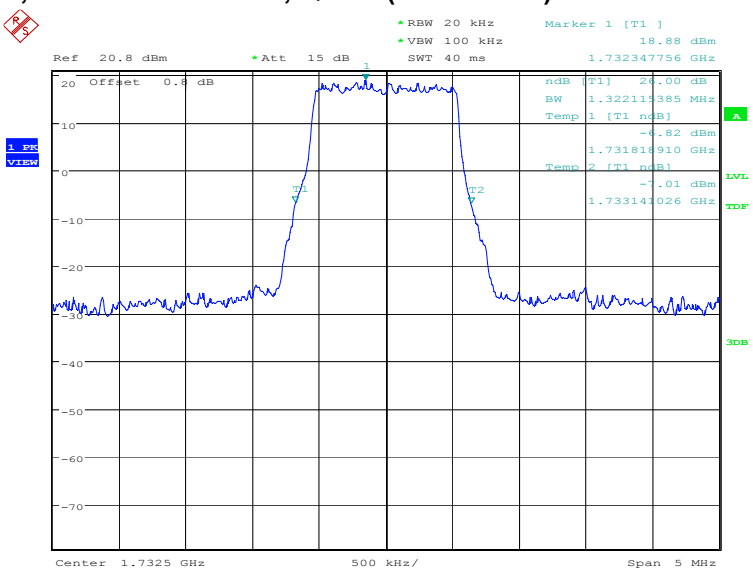

Date: 19.DEC.2019 21:29:06

LTE band 4, 1.4MHz Bandwidth, 16QAM (-26dBc BW)

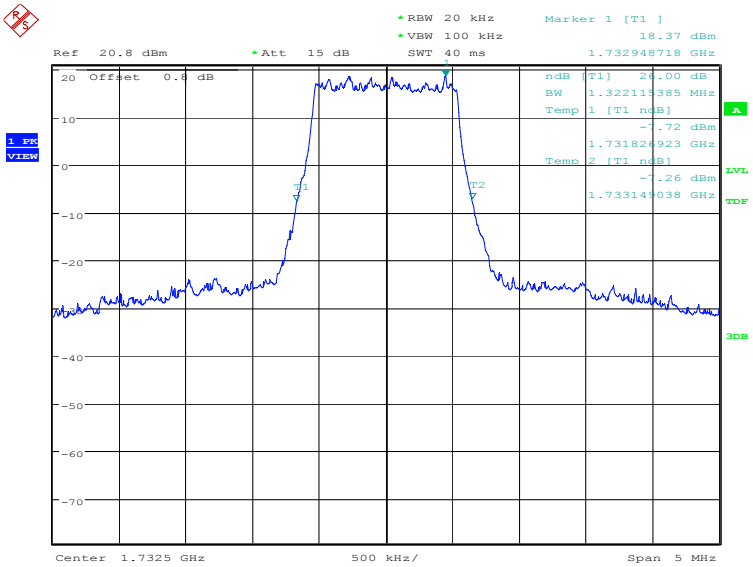

Date: 19.DEC.2019 21:30:32

©Copyright. All rights reserved by CTTL.

LTE band 4, 1.4MHz Bandwidth, 64QAM (-26dBc BW)

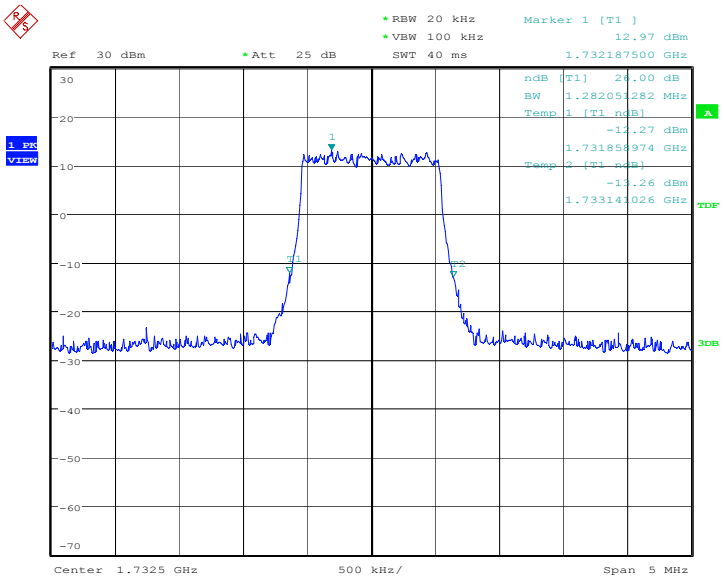

Date: 16.JAN.2020 16:05:17

©Copyright. All rights reserved by CTTL.

LTE band 4, 3MHz (-26dBc)

Frequency (MHz)	Occupied Bandwidth (-26dBc) (kHz)		
1732.5	QPSK	16QAM	64QAM
	2980.77	2980.77	2948.72

LTE band 4, 3MHz Bandwidth, QPSK (-26dBc BW)

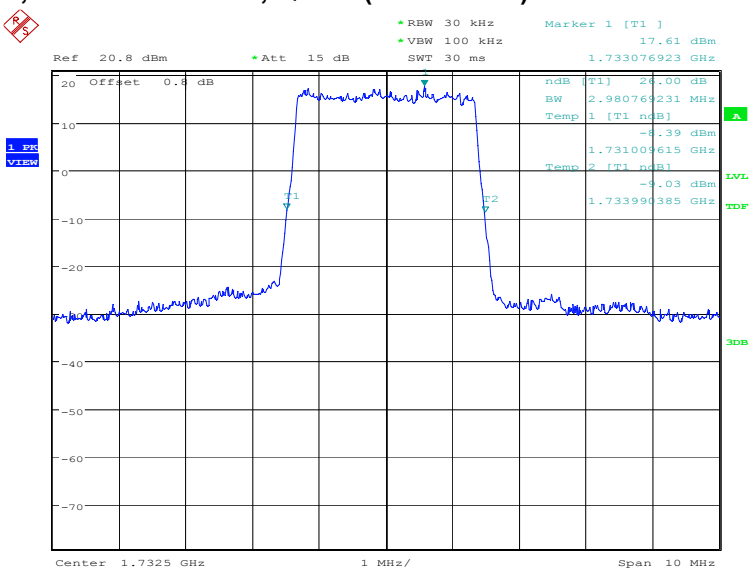

Date: 19.DEC.2019 21:31:58

LTE band 4, 3MHz Bandwidth, 16QAM (-26dBc BW)

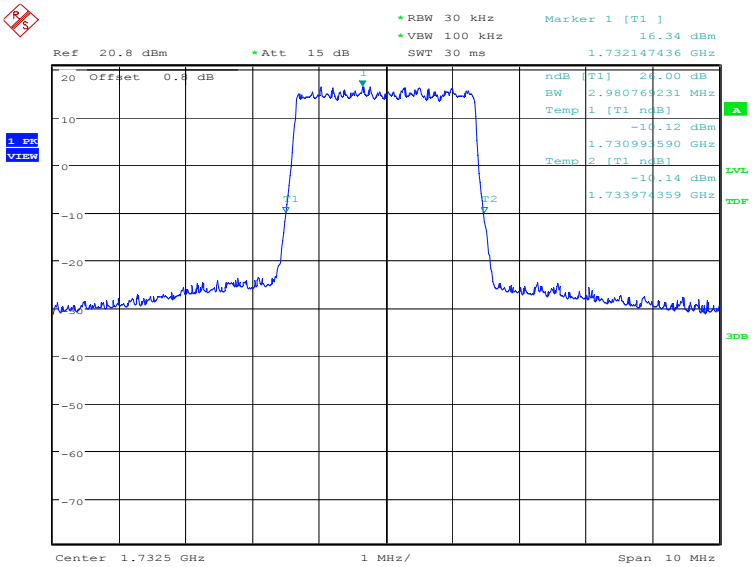

Date: 19.DEC.2019 21:33:23

©Copyright. All rights reserved by CTTL.

LTE band 4, 3MHz Bandwidth, 64QAM (-26dBc BW)

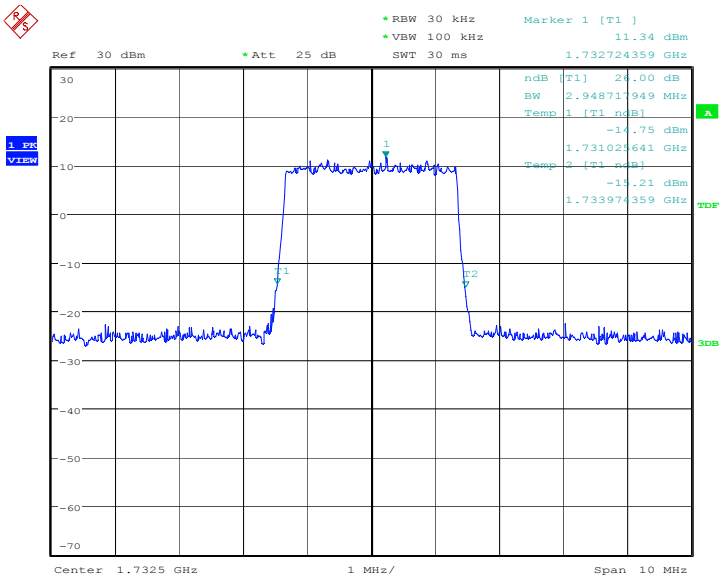

Date: 16.JAN.2020 16:06:24

©Copyright. All rights reserved by CTTL.

LTE band 4, 5MHz (-26dBc)

Frequency (MHz)	Occupied Bandwidth (-26dBc) (kHz)		
1732.5	QPSK	16QAM	64QAM
	4951.92	5000.00	4927.88

LTE band 4, 5MHz Bandwidth, QPSK (-26dBc BW)

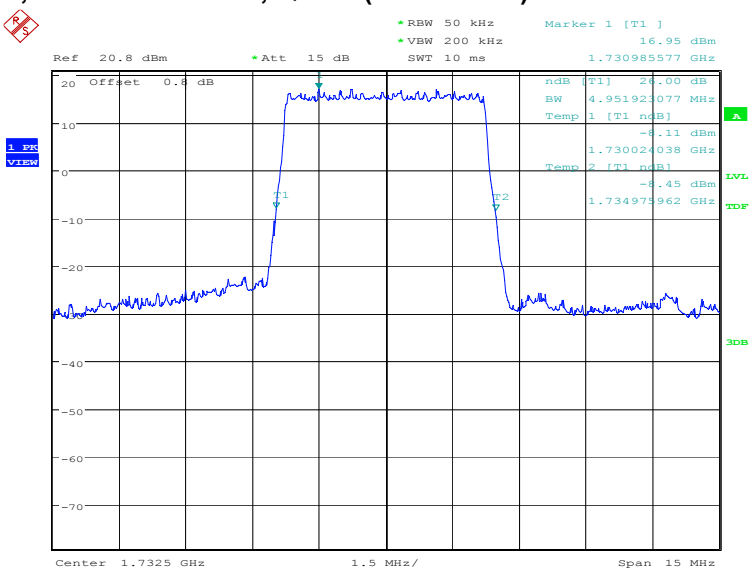

Date: 19.DEC.2019 21:34:50

LTE band 4, 5MHz Bandwidth, 16QAM (-26dBc BW)

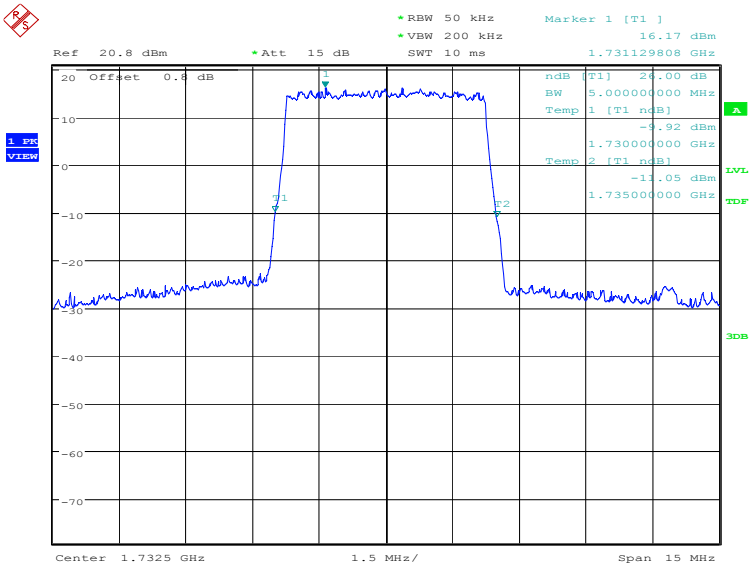

Date: 19.DEC.2019 21:36:14

©Copyright. All rights reserved by CTTL.

LTE band 4, 5MHz Bandwidth,64QAM (-26dBc BW)

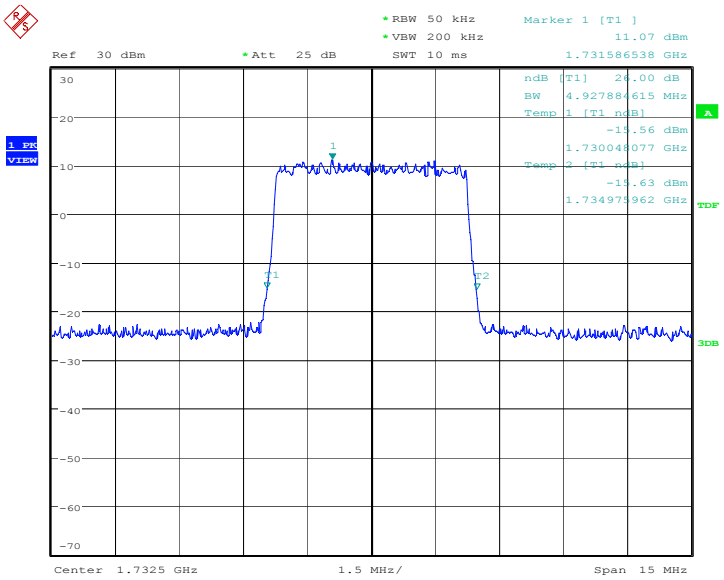

Date: 16.JAN.2020 16:07:43

©Copyright. All rights reserved by CTTL.

LTE band 4, 10MHz (-26dBc)

Frequency (MHz)	Occupied Bandwidth (-26dBc) (kHz)		
1732.5	QPSK	16QAM	64QAM
	9903.85	9807.69	9711.54

LTE band 4, 10MHz Bandwidth, QPSK (-26dBc BW)

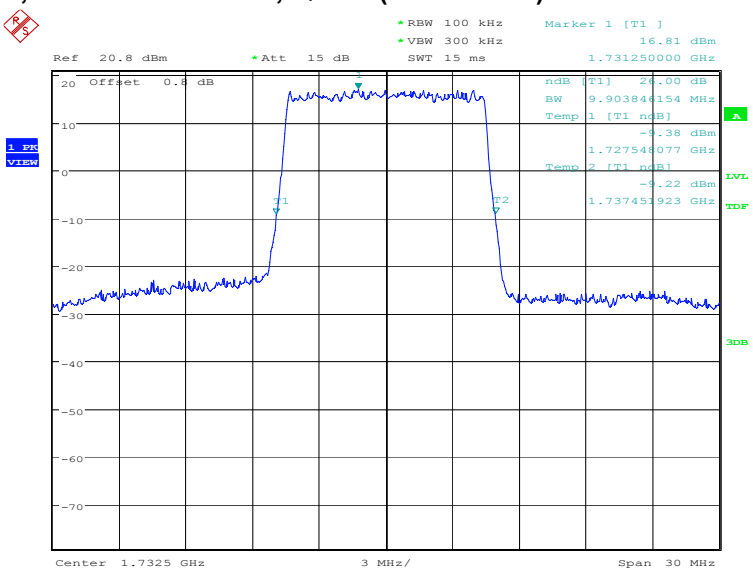

Date: 19.DEC.2019 21:37:40

LTE band 4, 10MHz Bandwidth, 16QAM (-26dBc BW)

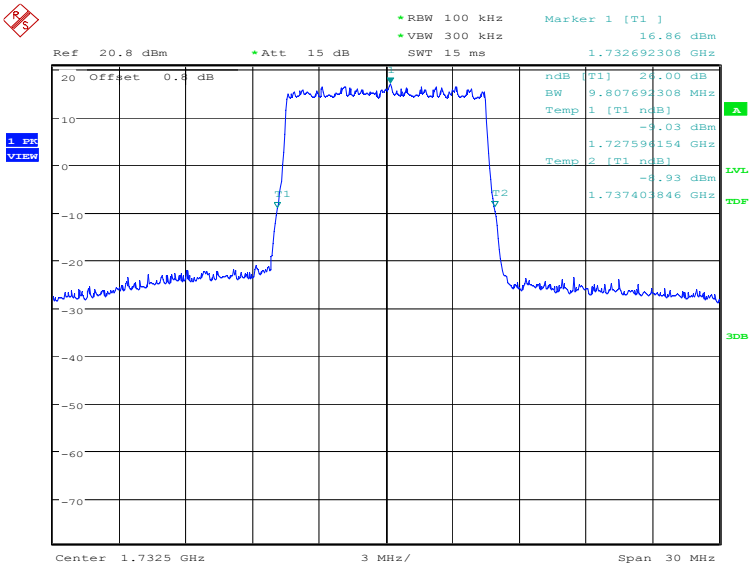

Date: 19.DEC.2019 21:39:05

©Copyright. All rights reserved by CTTL.

LTE band 4, 10MHz Bandwidth, 64QAM (-26dBc BW)

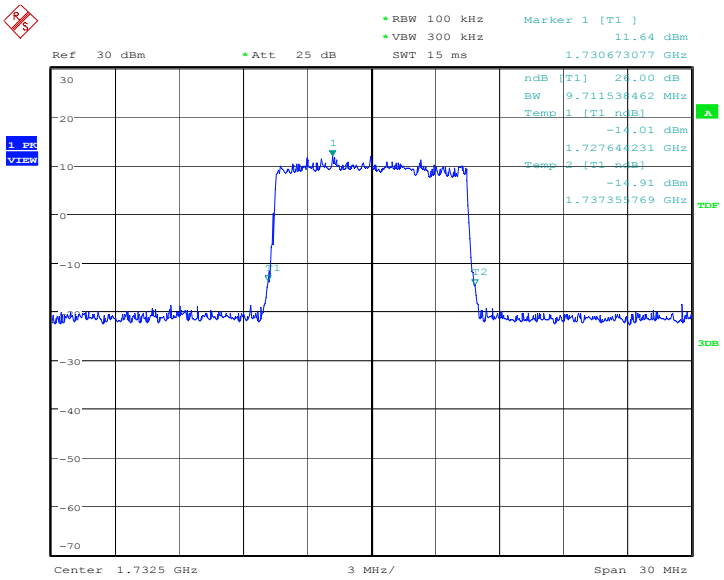

Date: 16.JAN.2020 16:08:56

©Copyright. All rights reserved by CTTL.

LTE band 4, 15MHz (-26dBc)

Frequency (MHz)	Occupied Bandwidth (-26dBc) (kHz)		
1732.5	QPSK	16QAM	64QAM
	14639.42	14711.54	14639.42

LTE band 4, 15MHz Bandwidth, QPSK (-26dBc BW)

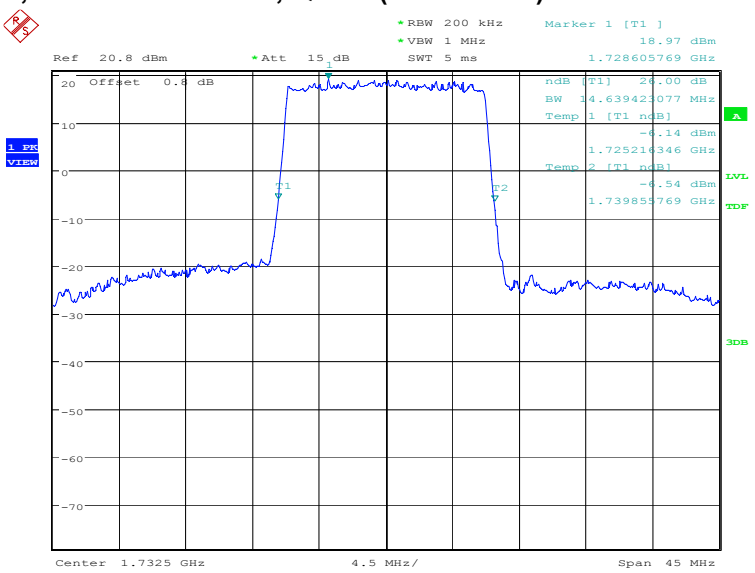

Date: 19.DEC.2019 21:40:31

LTE band 4, 15MHz Bandwidth, 16QAM (-26dBc BW)

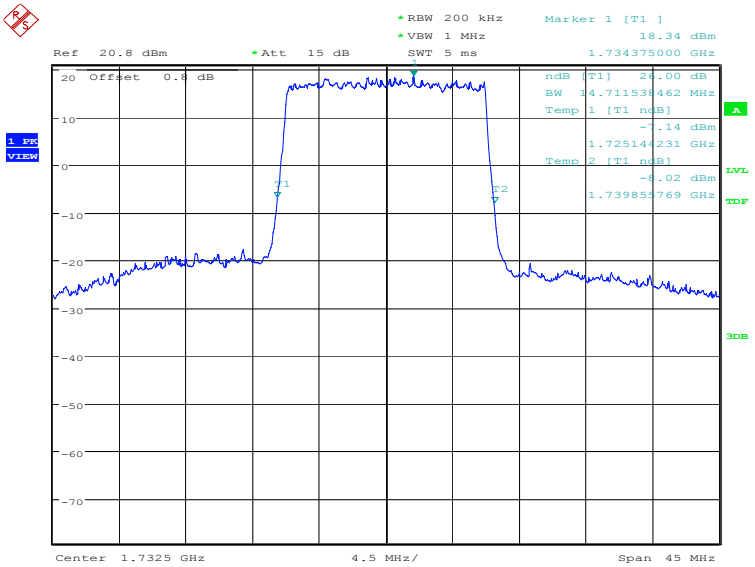

Date: 19.DEC.2019 21:41:56

©Copyright. All rights reserved by CTTL.

LTE band 4, 15MHz Bandwidth, 64QAM (-26dBc BW)

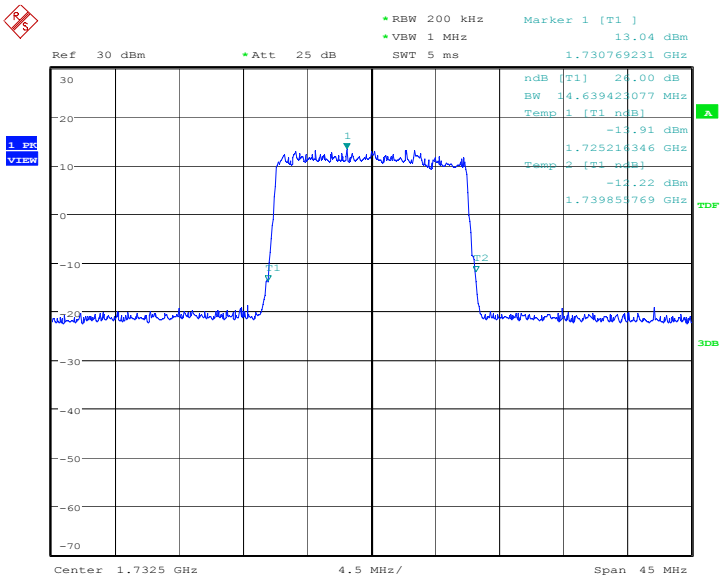

Date: 16.JAN.2020 16:10:07

©Copyright. All rights reserved by CTTL.

LTE band 4, 20MHz (-26dBc)

Frequency (MHz)	Occupied Bandwidth (-26dBc) (kHz)		
1732.5	QPSK	16QAM	64QAM
	19326.92	19230.77	19423.08

LTE band 4, 20MHz Bandwidth, QPSK (-26dBc BW)

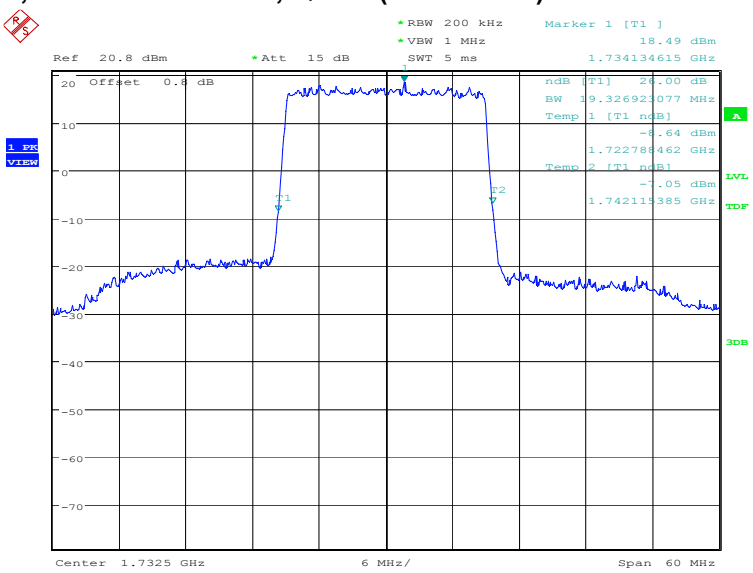

Date: 19.DEC.2019 21:43:22

LTE band 4, 20MHz Bandwidth, 16QAM (-26dBc BW)

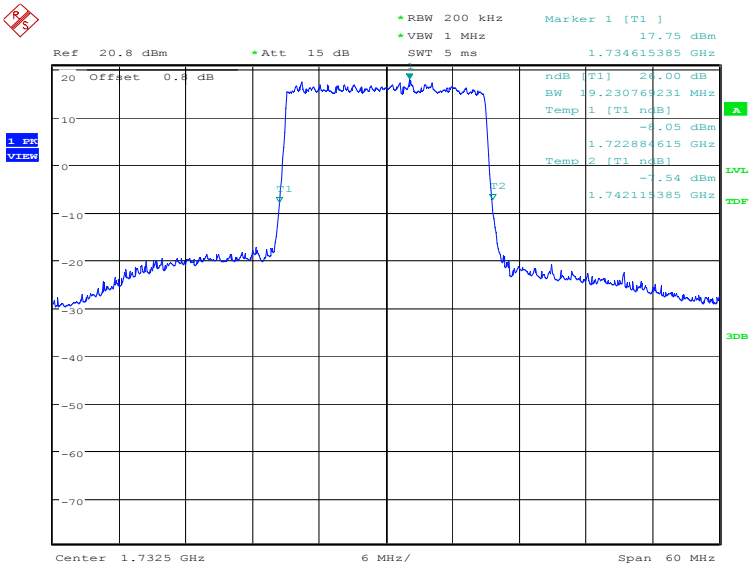

Date: 19.DEC.2019 21:44:46

©Copyright. All rights reserved by CTTL.

LTE band 4, 20MHz Bandwidth, 64QAM (-26dBc BW)

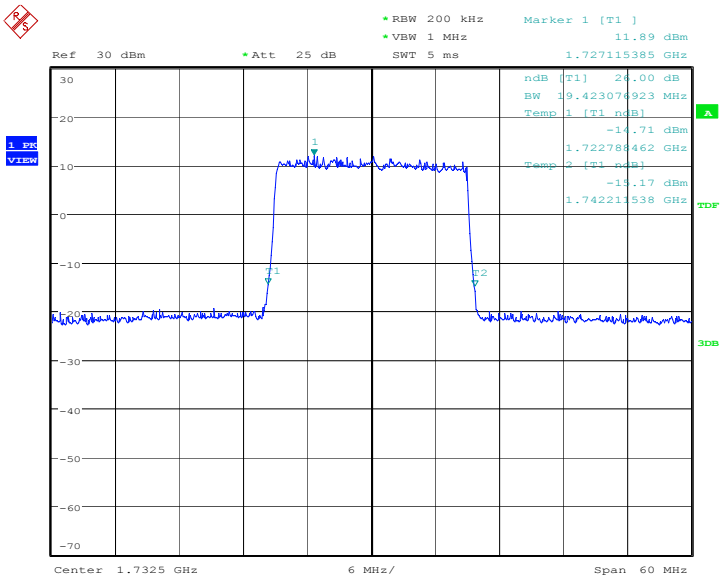

Date: 16.JAN.2020 16:11:12

©Copyright. All rights reserved by CTTL.

LTE band 5, 1.4MHz (-26dBc)

Frequency (MHz)	Occupied Bandwidth (-26dBc) (kHz)		
836.5	QPSK	16QAM	64QAM
	1290.06	1322.12	1290.06

LTE band 5, 1.4MHz Bandwidth, QPSK (-26dBc BW)

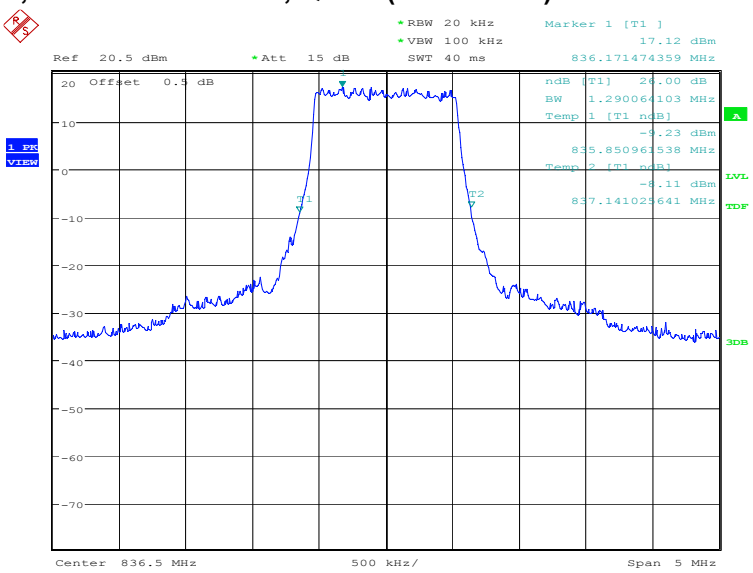

Date: 19.DEC.2019 21:47:36

LTE band 5, 1.4MHz Bandwidth, 16QAM (-26dBc BW)

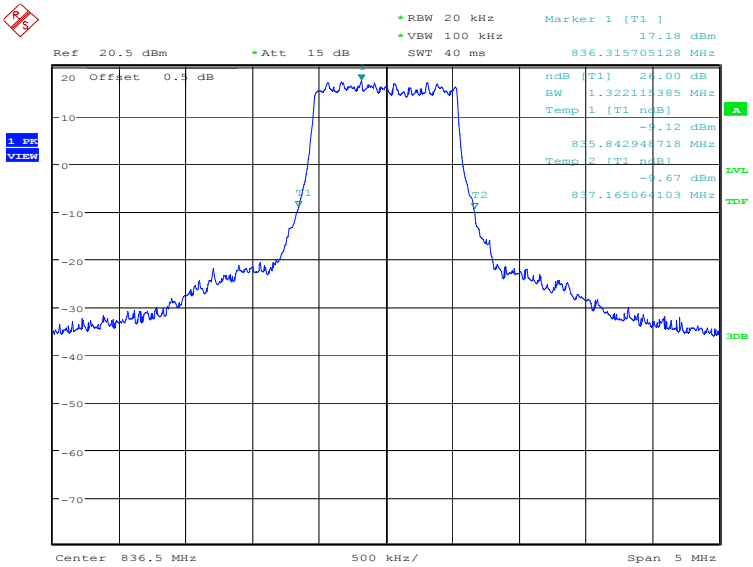

Date: 19.DEC.2019 21:49:00

©Copyright. All rights reserved by CTTL.

LTE band 5, 1.4MHz Bandwidth, 64QAM (-26dBc BW)

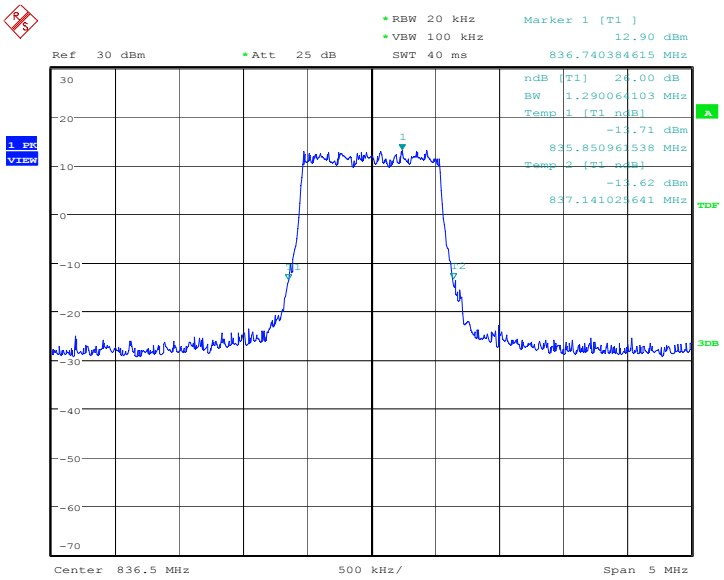

Date: 16.JAN.2020 15:49:23

©Copyright. All rights reserved by CTTL.

LTE band 5, 3MHz (-26dBc)

Frequency (MHz)	Occupied Bandwidth (-26dBc) (kHz)		
836.5	QPSK	16QAM	64QAM
	2964.74	2964.74	2948.72

LTE band 5, 3MHz Bandwidth, QPSK (-26dBc BW)

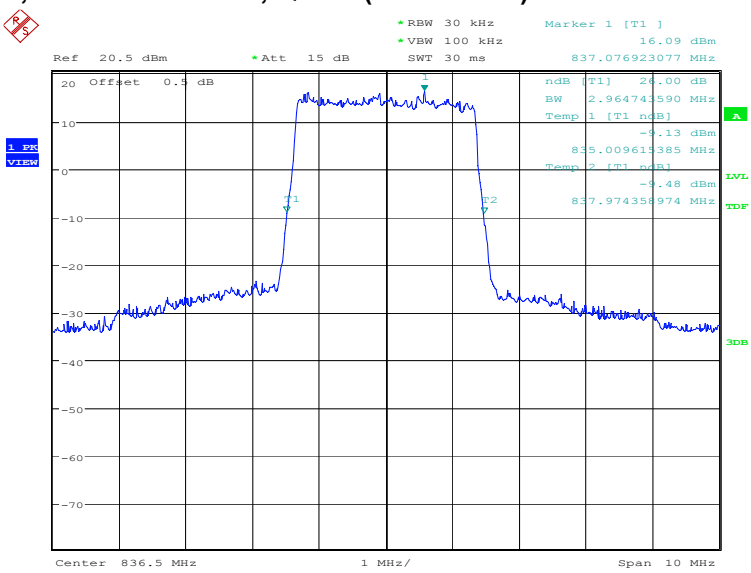

Date: 19.DEC.2019 21:50:26

LTE band 5, 3MHz Bandwidth, 16QAM (-26dBc BW)

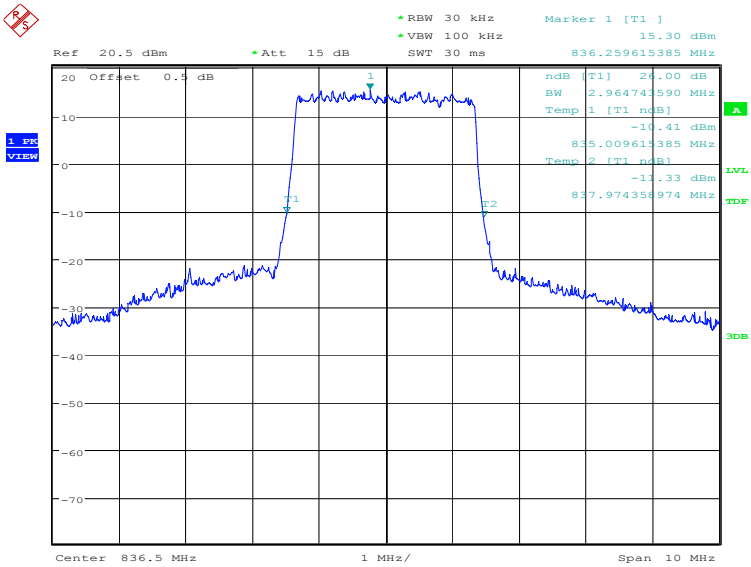

Date: 19.DEC.2019 21:51:51

©Copyright. All rights reserved by CTTL.

LTE band 5, 3MHz Bandwidth, 64QAM (-26dBc BW)

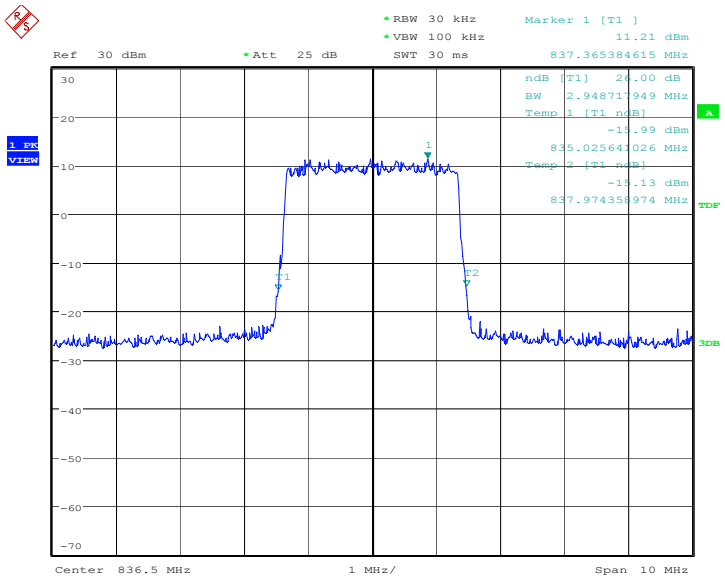

Date: 16.JAN.2020 15:50:31

©Copyright. All rights reserved by CTTL.

LTE band 5, 5MHz (-26dBc)

Frequency (MHz)	Occupied Bandwidth (-26dBc) (kHz)		
836.5	QPSK	16QAM	64QAM
	4927.88	4951.92	4903.85

LTE band 5, 5MHz Bandwidth, QPSK (-26dBc BW)

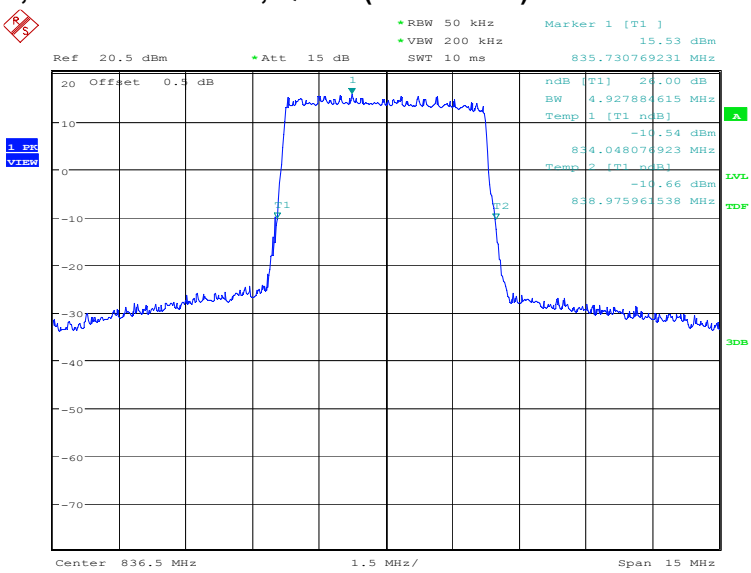

Date: 19.DEC.2019 21:53:17

LTE band 5, 5MHz Bandwidth, 16QAM (-26dBc BW)

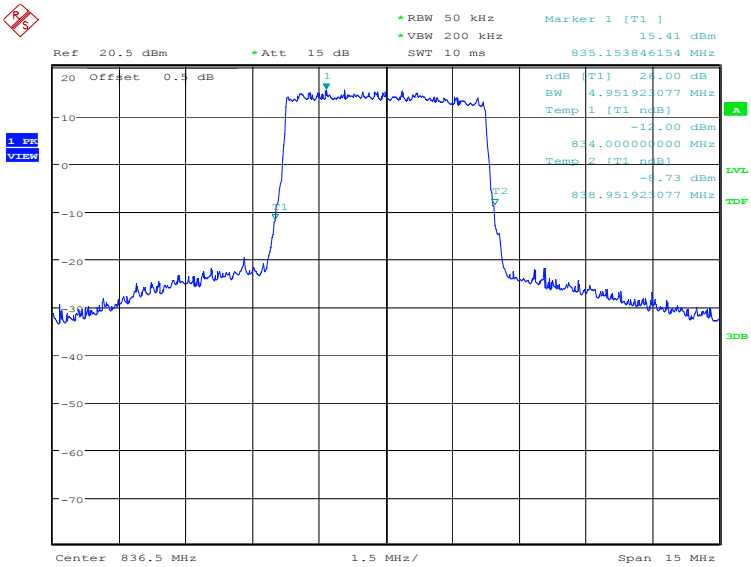

Date: 19.DEC.2019 21:54:42

©Copyright. All rights reserved by CTTL.

LTE band 5, 5MHz Bandwidth,64QAM (-26dBc BW)

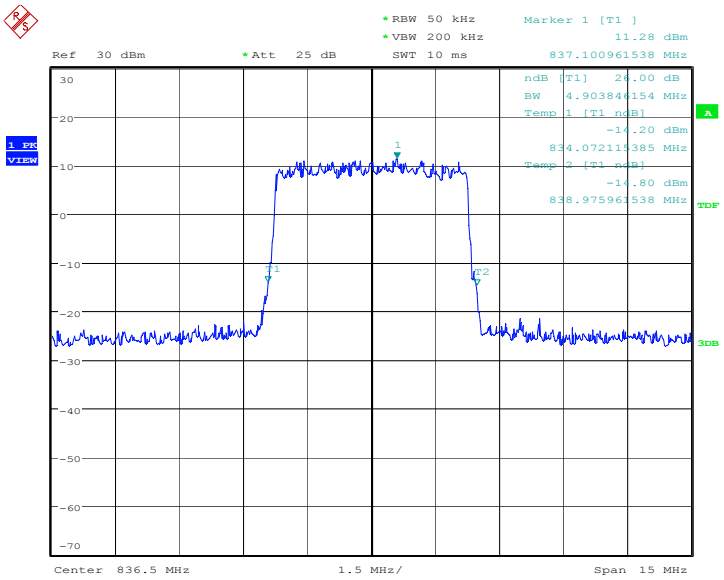

Date: 16.JAN.2020 15:51:43

©Copyright. All rights reserved by CTTL.

LTE band 5, 10MHz (-26dBc)

Frequency (MHz)	Occupied Bandwidth (-26dBc) (kHz)		
836.5	QPSK	16QAM	64QAM
	9807.69	9759.62	9615.38

LTE band 5, 10MHz Bandwidth, QPSK (-26dBc BW)

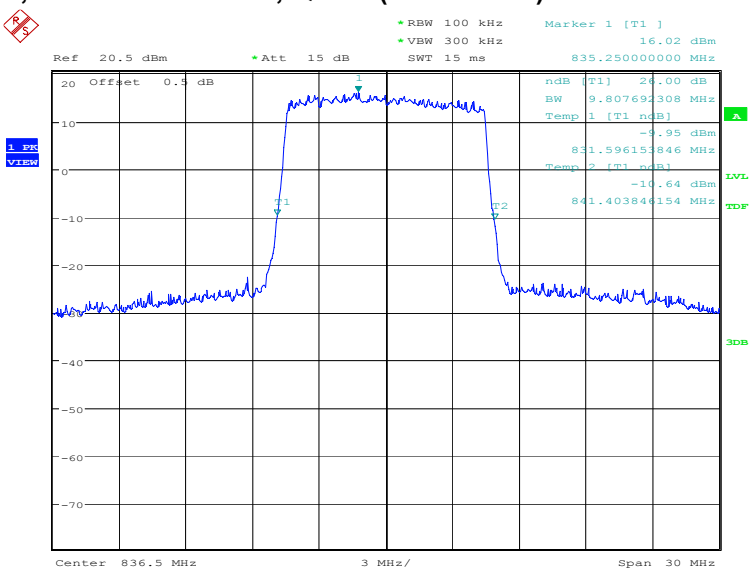

Date: 19.DEC.2019 21:56:08

LTE band 5, 10MHz Bandwidth, 16QAM (-26dBc BW)

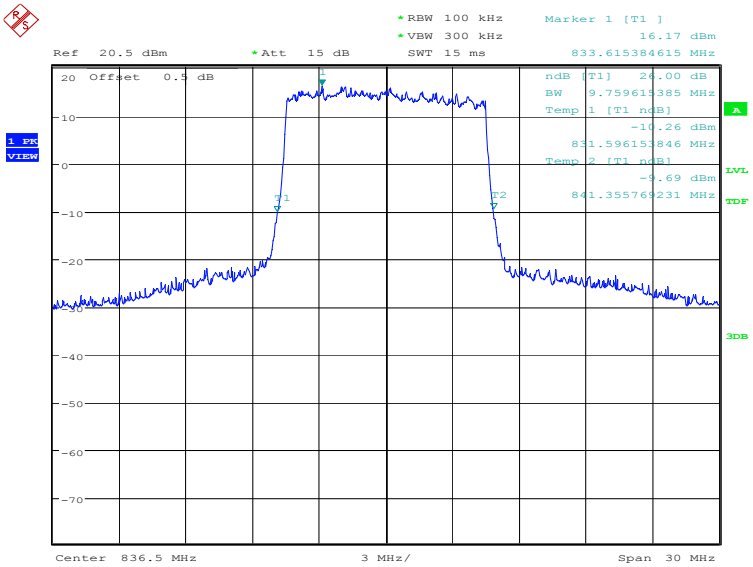

Date: 19.DEC.2019 21:57:33

©Copyright. All rights reserved by CTTL.

LTE band 5, 10MHz Bandwidth, 64QAM (-26dBc BW)

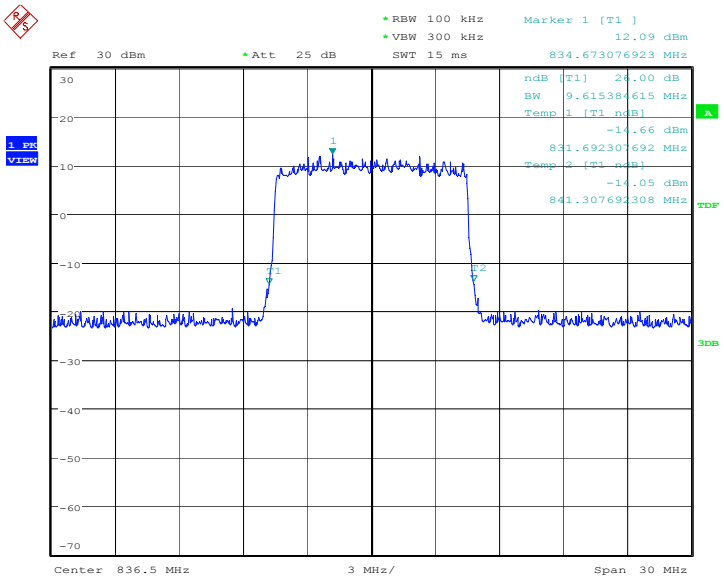

Date: 16.JAN.2020 15:52:45

©Copyright. All rights reserved by CTTL.

LTE band 7, 5MHz (-26dBc)

Frequency (MHz)	Occupied Bandwidth (-26dBc) (kHz)		
2535.0	QPSK	16QAM	64QAM
	5000.00	5000.00	4879.81

LTE band 7, 5MHz Bandwidth, QPSK (-26dBc BW)

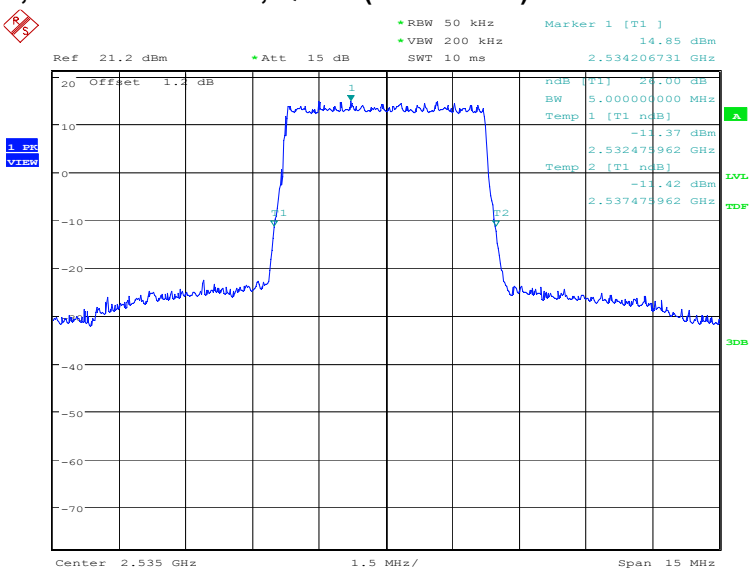

Date: 19.DEC.2019 21:59:00

LTE band 7, 5MHz Bandwidth,16QAM (-26dBc BW)

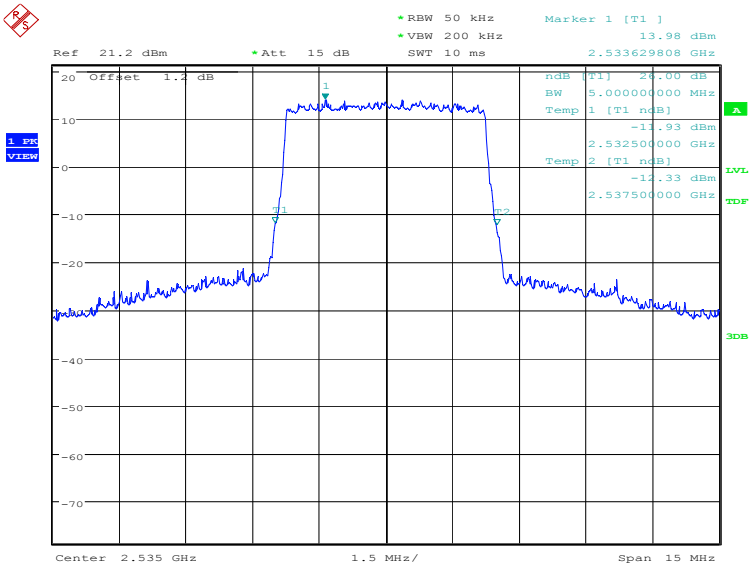

Date: 19.DEC.2019 22:00:25

©Copyright. All rights reserved by CTTL.

LTE band 7, 5MHz Bandwidth,64QAM (-26dBc BW)

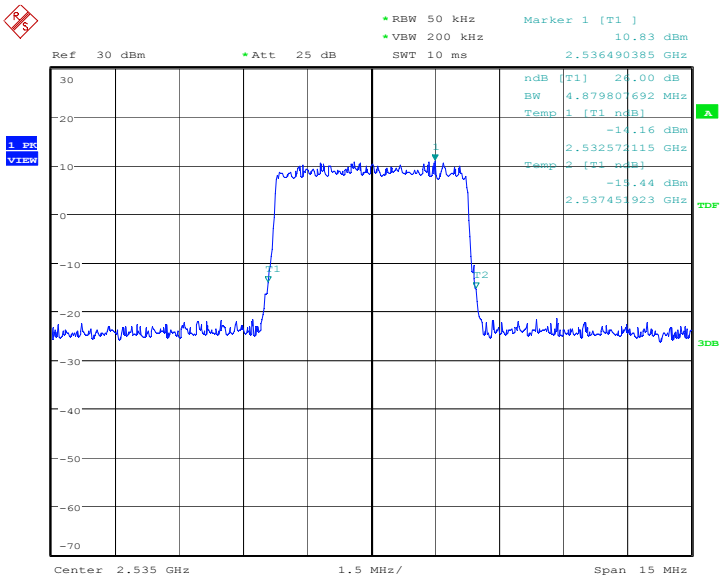

Date: 16.JAN.2020 15:39:32

©Copyright. All rights reserved by CTTL.

LTE band 7, 10MHz (-26dBc)

Frequency (MHz)	Occupied Bandwidth (-26dBc) (kHz)		
2535.0	QPSK	16QAM	64QAM
	9903.85	9807.69	9663.46

LTE band 7, 10MHz Bandwidth, QPSK (-26dBc BW)

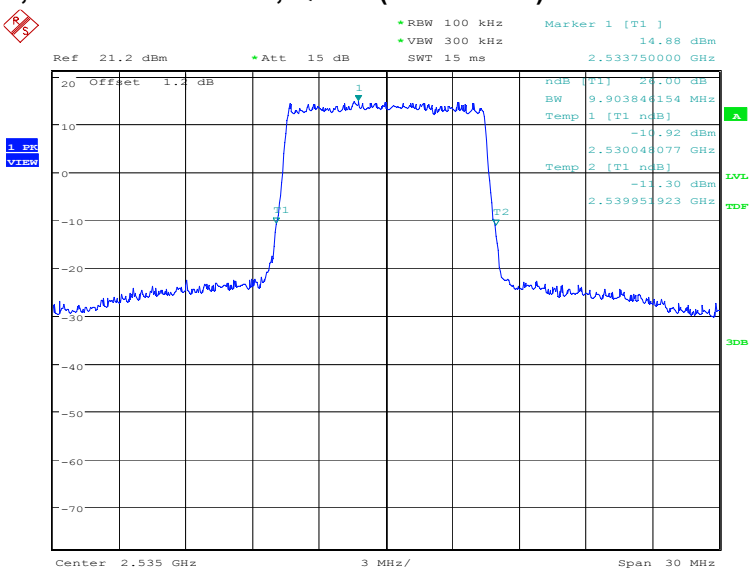

Date: 19.DEC.2019 22:01:51

LTE band 7, 10MHz Bandwidth,16QAM (-26dBc BW)

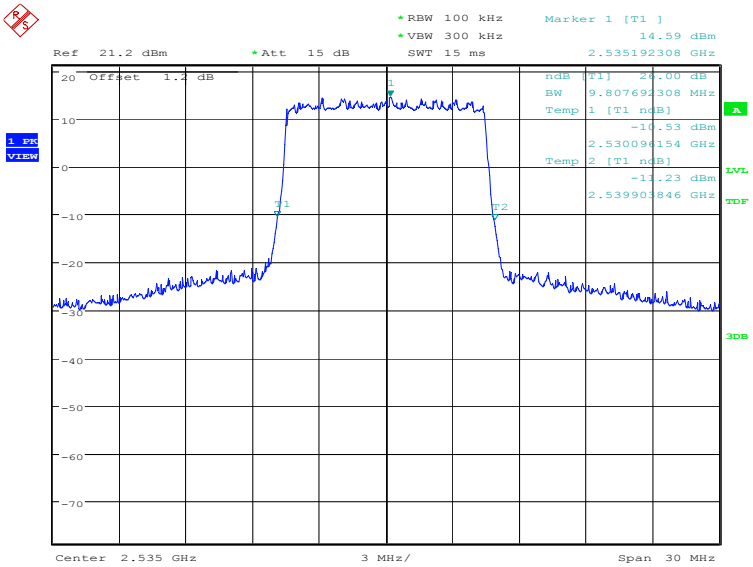

Date: 19.DEC.2019 22:03:16

©Copyright. All rights reserved by CTTL.

LTE band 7, 10MHz Bandwidth, 64QAM (-26dBc BW)

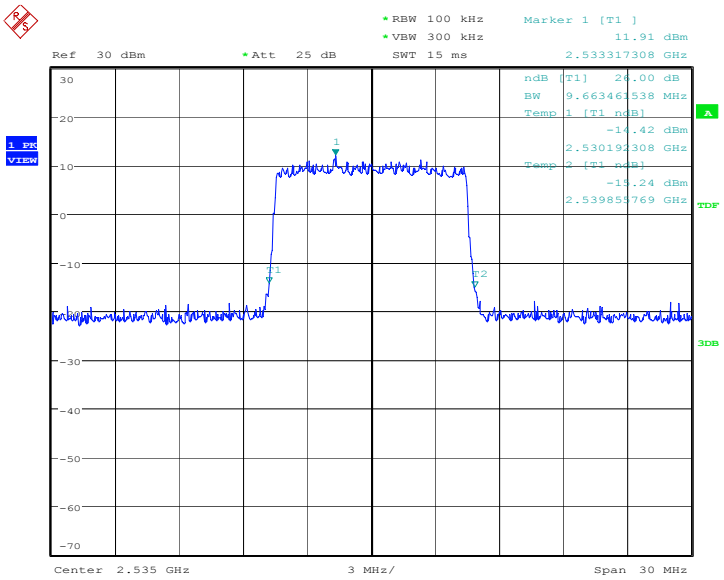

Date: 16.JAN.2020 15:42:08

©Copyright. All rights reserved by CTTL.

LTE band 7, 15MHz (-26dBc)

Frequency (MHz)	Occupied Bandwidth (-26dBc) (kHz)		
2535.0	QPSK	16QAM	64QAM
	14711.54	14711.54	14567.31

LTE band 7, 15MHz Bandwidth, QPSK (-26dBc BW)

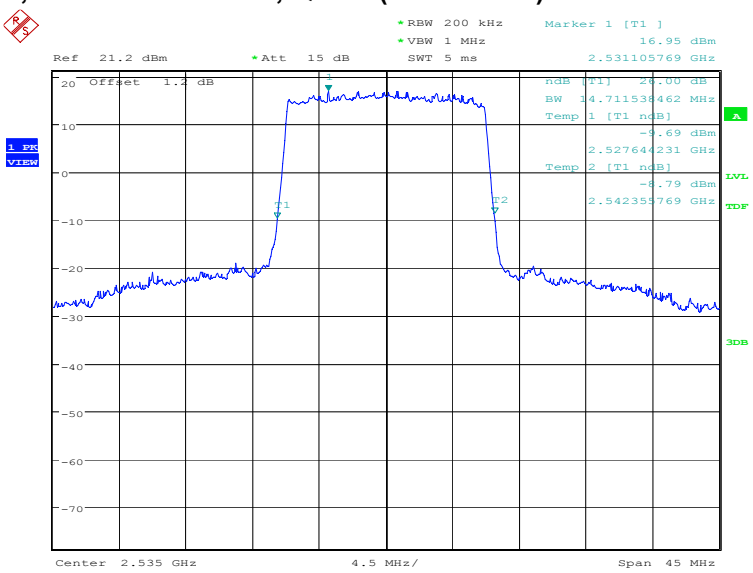

Date: 19.DEC.2019 22:04:42

LTE band 7, 15MHz Bandwidth,16QAM (-26dBc BW)

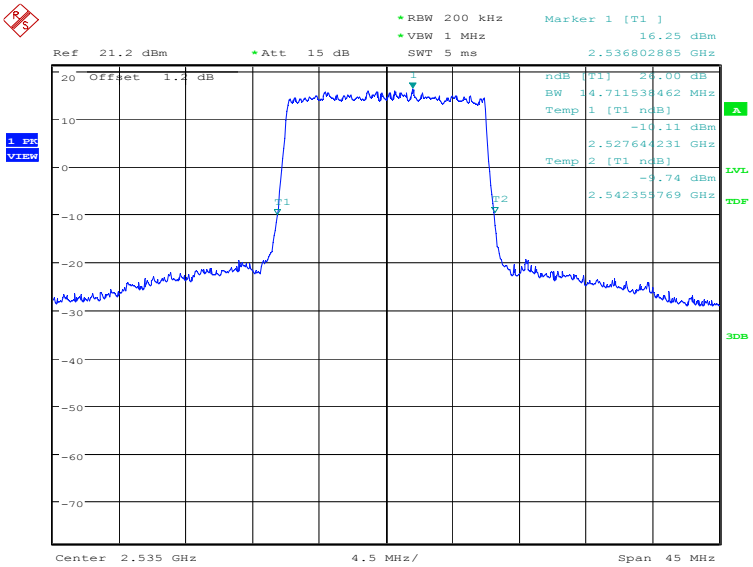

Date: 19.DEC.2019 22:06:06

©Copyright. All rights reserved by CTTL.

LTE band 7, 15MHz Bandwidth, 64QAM (-26dBc BW)

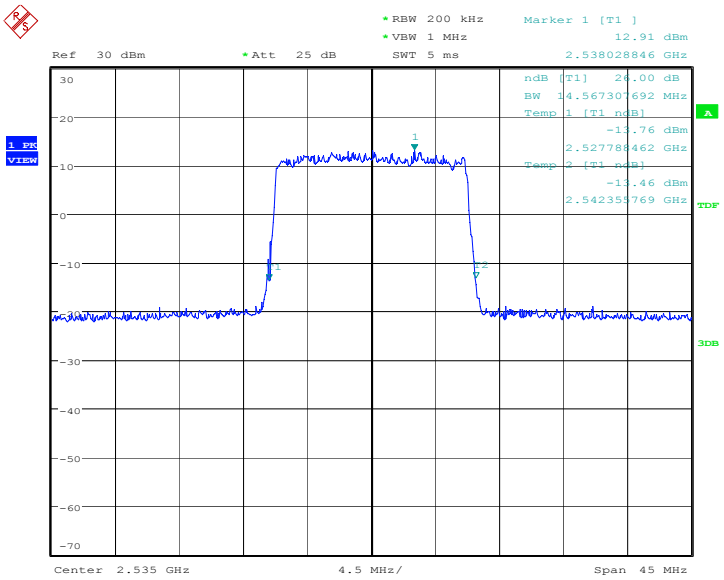

Date: 16.JAN.2020 15:43:24

©Copyright. All rights reserved by CTTL.

LTE band 7, 20MHz (-26dBc)

Frequency (MHz)	Occupied Bandwidth (-26dBc) (kHz)		
2535.0	QPSK	16QAM	64QAM
	19326.92	19230.77	19230.77

LTE band 7, 20MHz Bandwidth, QPSK (-26dBc BW)

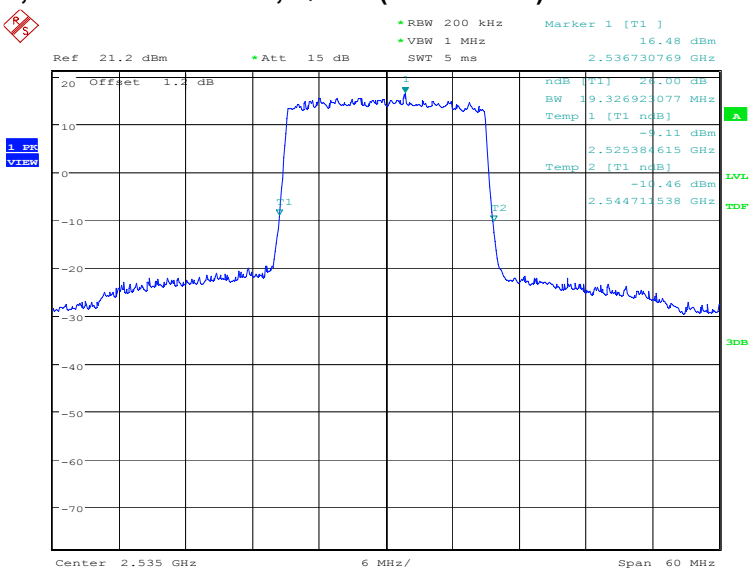

Date: 19.DEC.2019 22:07:33

LTE band 7, 20MHz Bandwidth,16QAM (-26dBc BW)

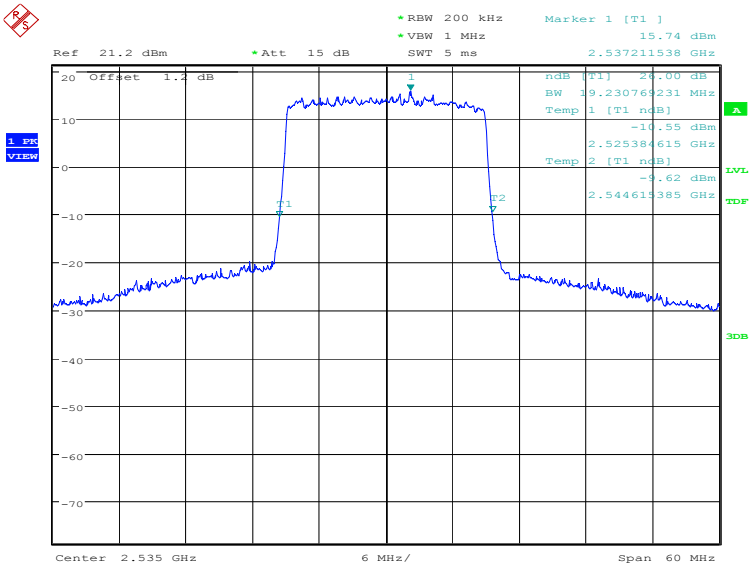

Date: 19.DEC.2019 22:08:57

©Copyright. All rights reserved by CTTL.

LTE band 7, 20MHz Bandwidth, 64QAM (-26dBc BW)

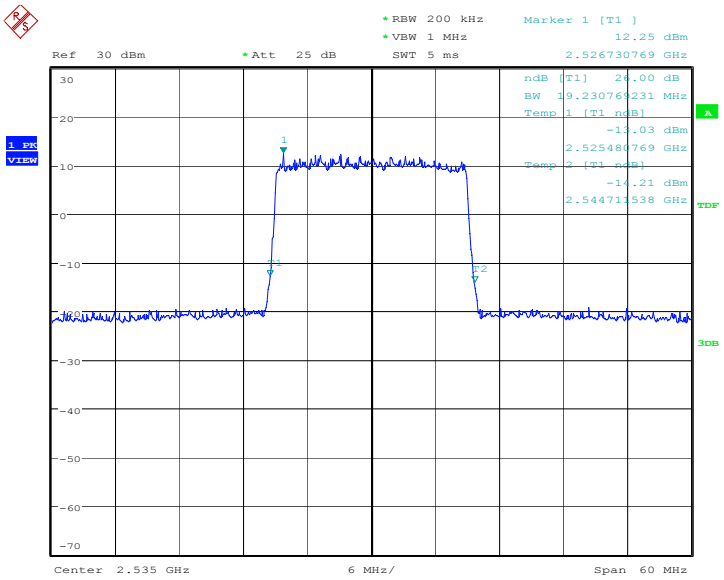

Date: 16.JAN.2020 15:44:41

©Copyright. All rights reserved by CTTL.

LTE band 12, 1.4MHz (-26dBc)

Frequency (MHz)	Occupied Bandwidth (-26dBc) (kHz)		
707.5	QPSK	16QAM	64QAM
	1298.08	1306.09	1290.06

LTE band 12, 1.4MHz Bandwidth, QPSK (-26dBc BW)

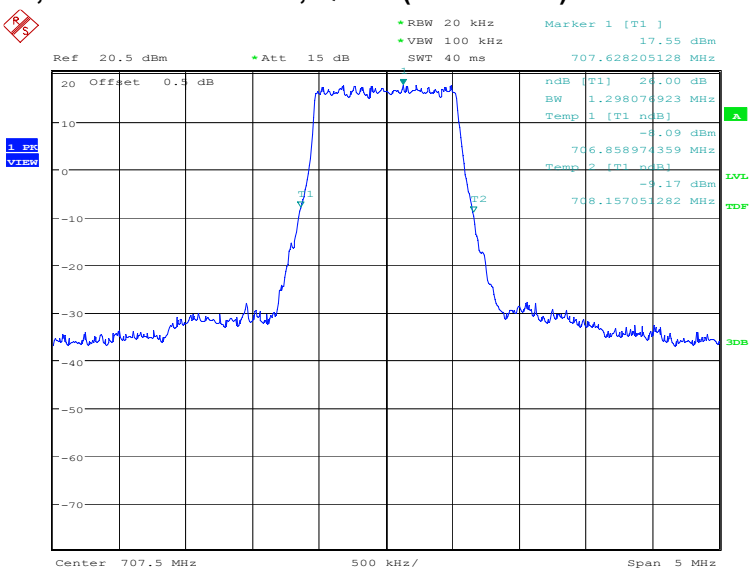

Date: 19.DEC.2019 22:12:04

LTE band 12, 1.4MHz Bandwidth, 16QAM (-26dBc BW)

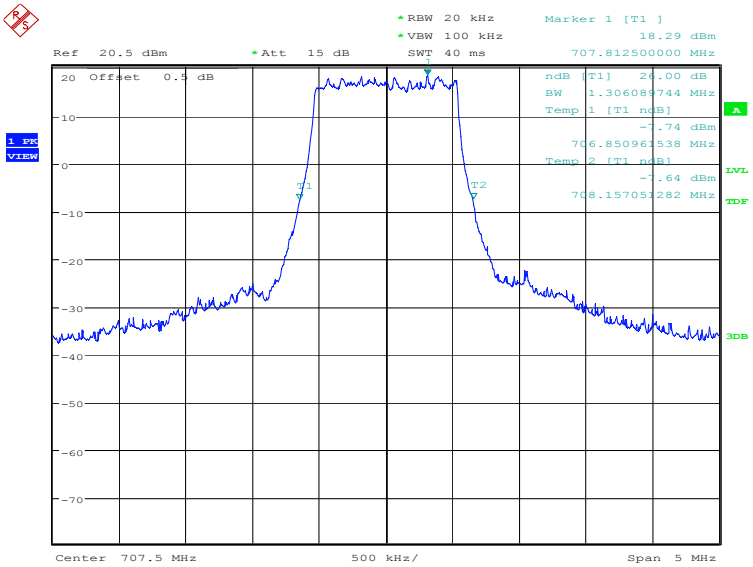

Date: 19.DEC.2019 22:13:29

©Copyright. All rights reserved by CTTL.

LTE band 12, 1.4MHz Bandwidth, 64QAM (-26dBc BW)

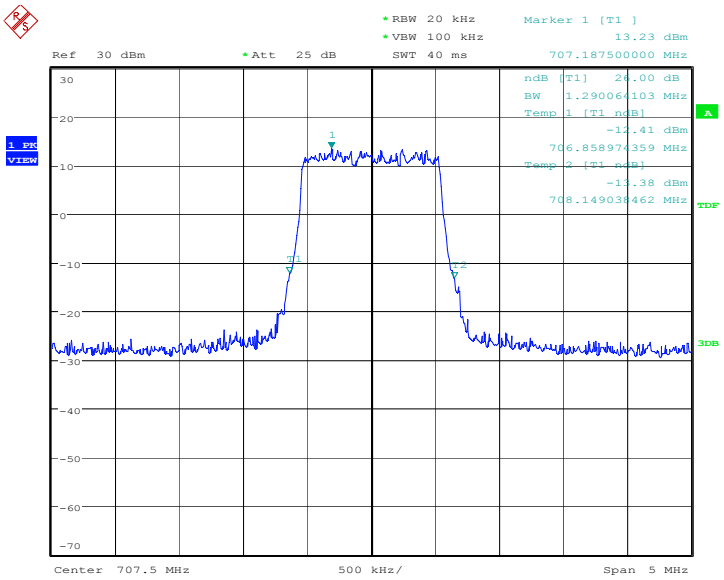

Date: 16.JAN.2020 16:14:38

©Copyright. All rights reserved by CTTL.

LTE band 12, 3MHz (-26dBc)

Frequency (MHz)	Occupied Bandwidth (-26dBc) (kHz)		
707.5	QPSK	16QAM	64QAM
	2964.74	2964.74	2964.74

LTE band 12, 3MHz Bandwidth, QPSK (-26dBc BW)

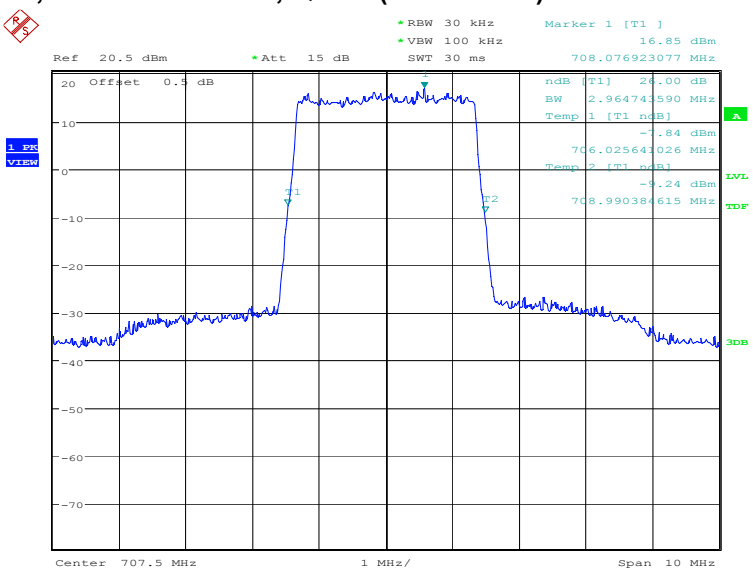

Date: 19.DEC.2019 22:14:55

LTE band 12, 3MHz Bandwidth, 16QAM (-26dBc BW)

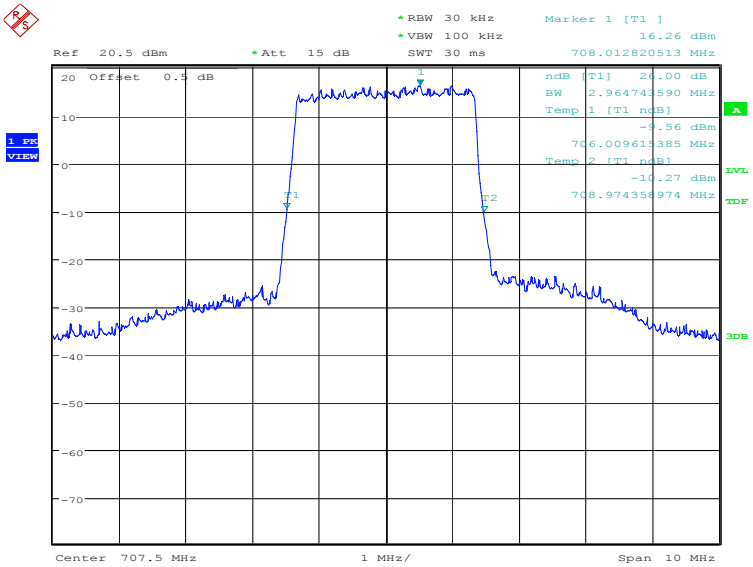

Date: 19.DEC.2019 22:16:20

©Copyright. All rights reserved by CTTL.

LTE band 12, 3MHz Bandwidth, 64QAM (-26dBc BW)

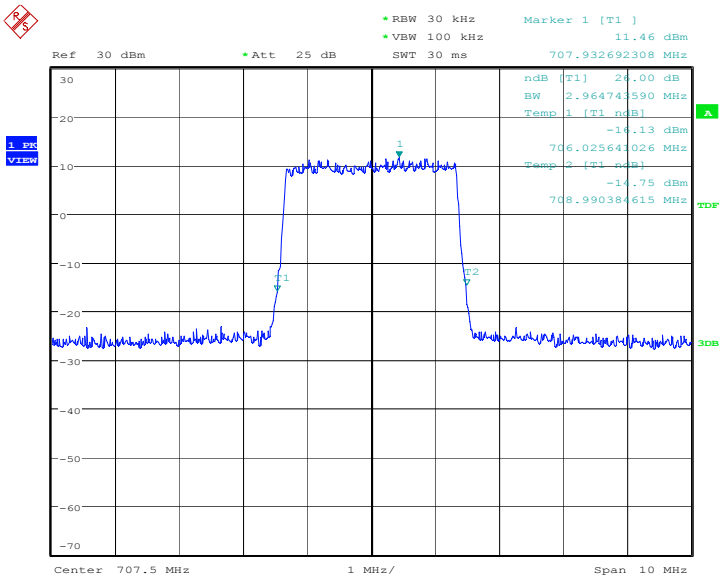

Date: 16.JAN.2020 16:15:52

©Copyright. All rights reserved by CTTL.

LTE band 12, 5MHz (-26dBc)

Frequency (MHz)	Occupied Bandwidth (-26dBc) (kHz)		
707.5	QPSK	16QAM	64QAM
	4951.92	4927.88	4879.81

LTE band 12, 5MHz Bandwidth, QPSK (-26dBc BW)

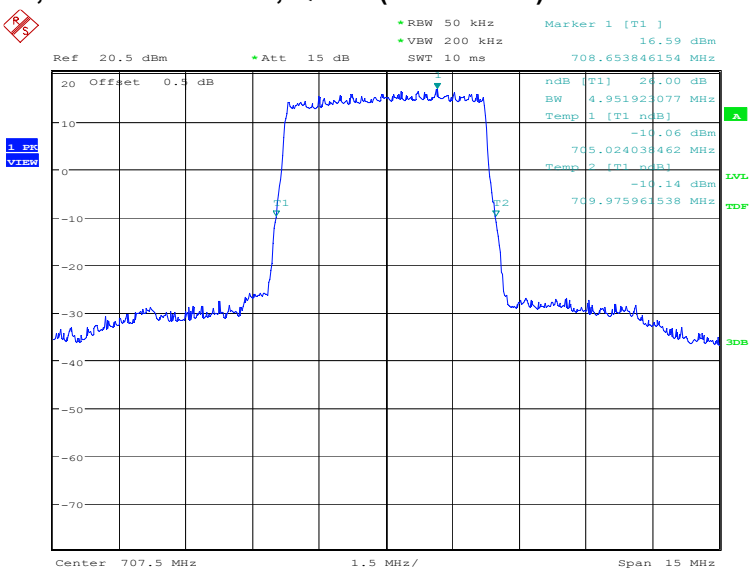

Date: 19.DEC.2019 22:17:46

LTE band 12, 5MHz Bandwidth, 16QAM (-26dBc BW)

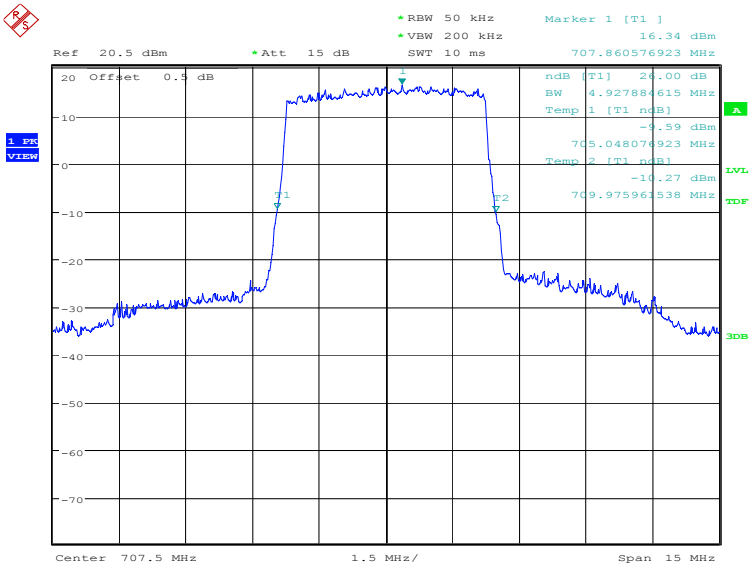

Date: 19.DEC.2019 22:19:11

©Copyright. All rights reserved by CTTL.

LTE band 12, 5MHz Bandwidth,64QAM (-26dBc BW)

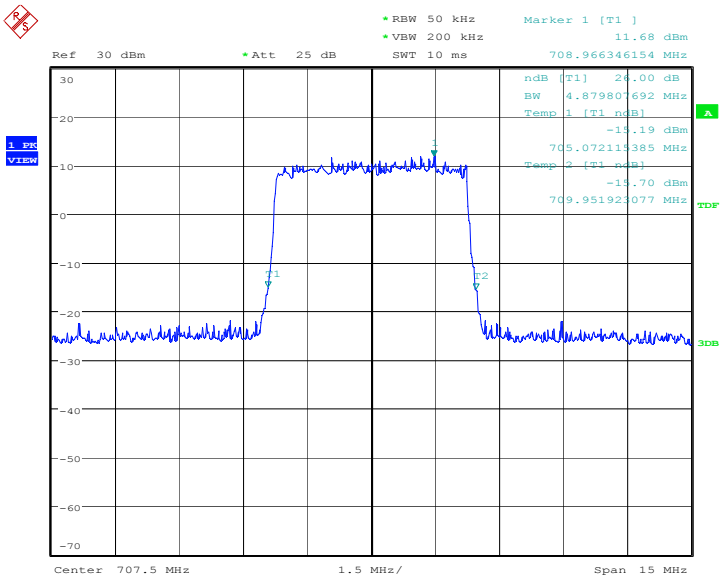

Date: 16.JAN.2020 16:16:58

©Copyright. All rights reserved by CTTL.

LTE band 12, 10MHz (-26dBc)

Frequency (MHz)	Occupied Bandwidth (-26dBc) (kHz)		
707.5	QPSK	16QAM	64QAM
	9759.62	9663.46	9759.62

LTE band 12, 10MHz Bandwidth, QPSK (-26dBc BW)

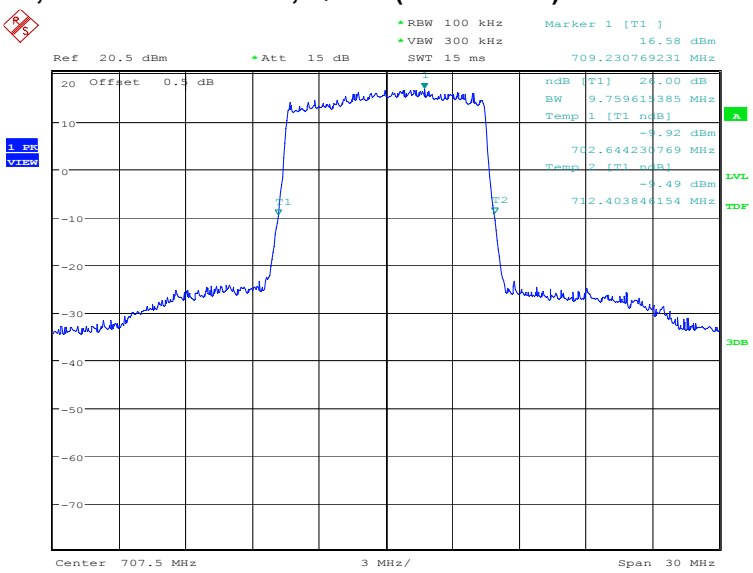

Date: 19.DEC.2019 22:20:37

LTE band 12, 10MHz Bandwidth, 16QAM (-26dBc BW)

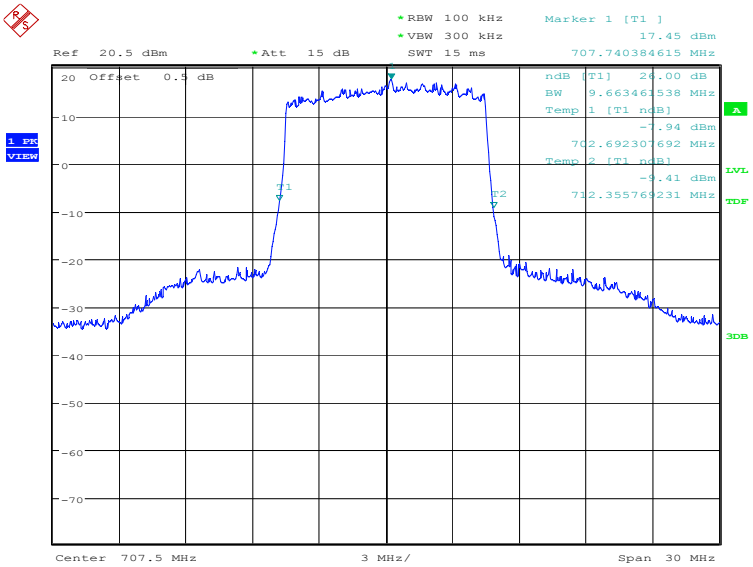

Date: 19.DEC.2019 22:22:02

©Copyright. All rights reserved by CTTL.

LTE band 12, 10MHz Bandwidth, 64QAM (-26dBc BW)

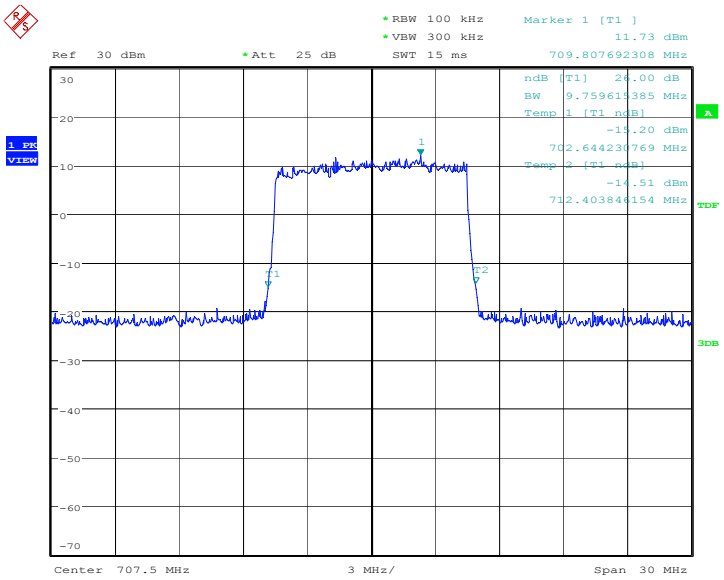

Date: 16.JAN.2020 16:18:31

©Copyright. All rights reserved by CTTL.

A.6 BAND EDGE COMPLIANCE

A.6.1 Measurement limit

Part 22.917, Part 24.238 and Part 27.53(h) specify that the power of any emission outside of the authorized operating frequency ranges must be attenuated below the transmitting power (P) by a factor of at least 43 + 10 log(P) dB.

According to KDB 971168, a relaxation of the reference bandwidth is often provided for measurements within a specified frequency range at the edge of the authorized frequency block/band. This is often implemented by permitting the use of a narrower RBW (typically limited to a minimum RBW of 1% of the OBW) for measuring the out-of-band emissions without a requirement to integrate the result over the full reference bandwidth.

The specification that emissions shall be attenuated below the transmitter power (P) by at least 43 + 10 log (P) dB, translates in the relevant power range (1 to 0.001 W) to -13 dBm. At 1 W the specified minimum attenuation becomes 43 dB and relative to a 30 dBm (1 W) carrier becomes a limit of -13 dBm. At 0.001 W (0 dBm) the minimum attenuation is 13 dB, which again yields a limit of -13 dBm. In this way a translation of the specification from relative to absolute terms is carried out.

Part 27.53(m)(4) specifies for mobile digital stations, the attenuation factor shall be not less than 40 + 10 log (P) dB on all frequencies between the channel edge and 5 megahertz from the channel edge, 43 + 10 log (P) dB on all frequencies between 5 megahertz and X megahertz from the channel edge, and 55 + 10 log (P) dB on all frequencies more than X megahertz from the channel edge, where X is the greater of 6 megahertz or the actual emission bandwidth as defined in paragraph (m)(6) of this section. In addition, the attenuation factor shall not be less that 43 + 10 log (P) dB on all frequencies between 2490.5 MHz and 2496 MHz and 55 + 10 log (P) dB at or below 2490.5 MHz. Mobile Satellite Service licensees operating on frequencies below 2495 MHz may also submit a documented interference complaint against BRS licensees operating on channel BRS Channel 1 on the same terms and conditions as adjacent channel BRS or EBS licensees.

Part 27.53(c) states for operations in the 746-758 MHz band and the 776-788 MHz band, the power of any emission outside the licensee's frequency band(s) of operation shall be attenuated below the transmitter power (P) within the licensed band(s) of operation, measured in watts, in accordance with the following:(1) On any frequency outside the 746-758 MHz band, the power of any emission shall be attenuated outside the band below the transmitter power (P) by at least 43 + 10 log (P) dB;(2) On any frequency outside the 776-788 MHz band, the power of any emission shall be attenuated outside the band below the transmitter power (P) by at least 43 + 10 log (P) dB;(4) On all frequencies between 763-775 MHz and 793-805 MHz, by a factor not less than 65 + 10 log (P) dB in a 6.25 kHz band segment, for mobile and portable stations.

©Copyright. All rights reserved by CTTL.

A.6.2 Measurement result

Only the worst case result is given below

LTE band 2

OBW: 1RB-low_offset

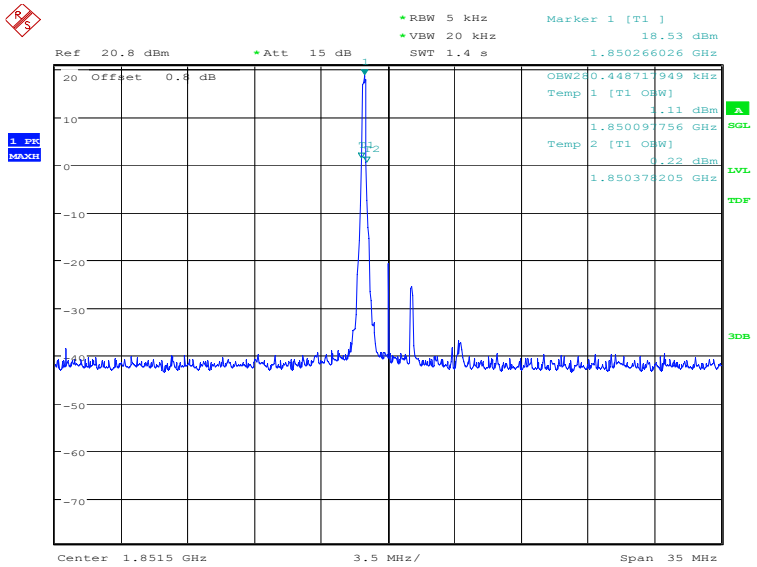

Date: 16.JAN.2020 08:42:17

LOW BAND EDGE BLOCK-1RB-low_offset

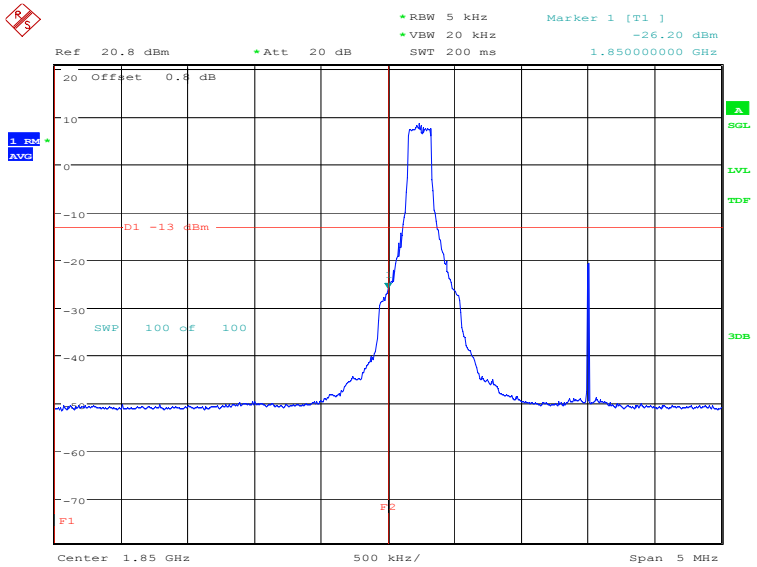

Date: 16.JAN.2020 08:43:56

©Copyright. All rights reserved by CTTL.

OBW: 1RB-high_offset

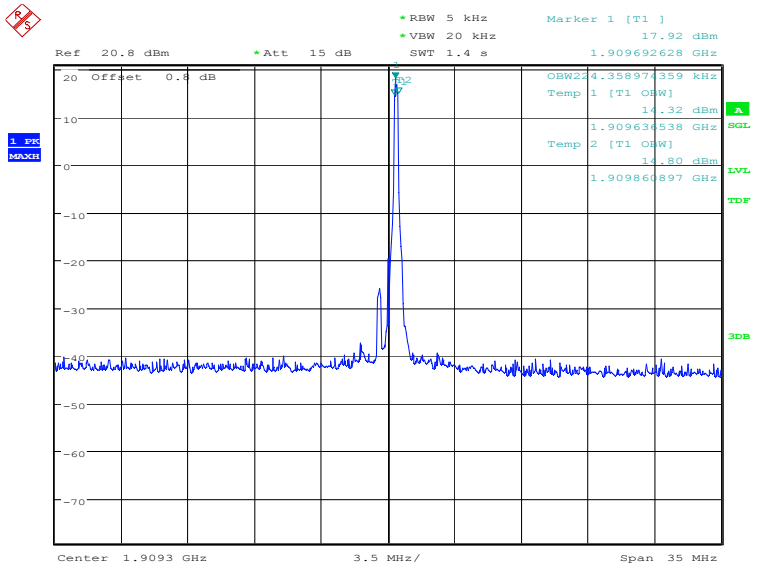

Date: 16.JAN.2020 08:47:50

HIGH BAND EDGE BLOCK-1RB-high_offset

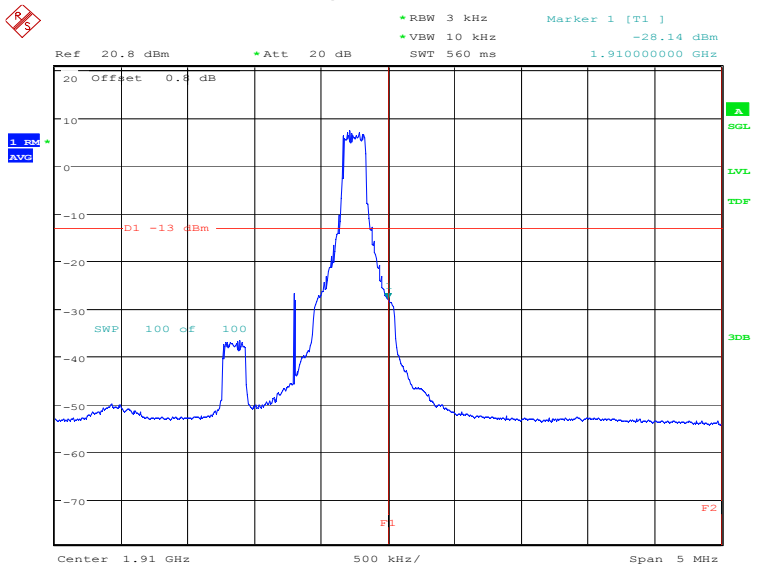

Date: 16.JAN.2020 08:49:28

©Copyright. All rights reserved by CTTL.

LOW BAND EDGE BLOCK-20MHz-100%RB

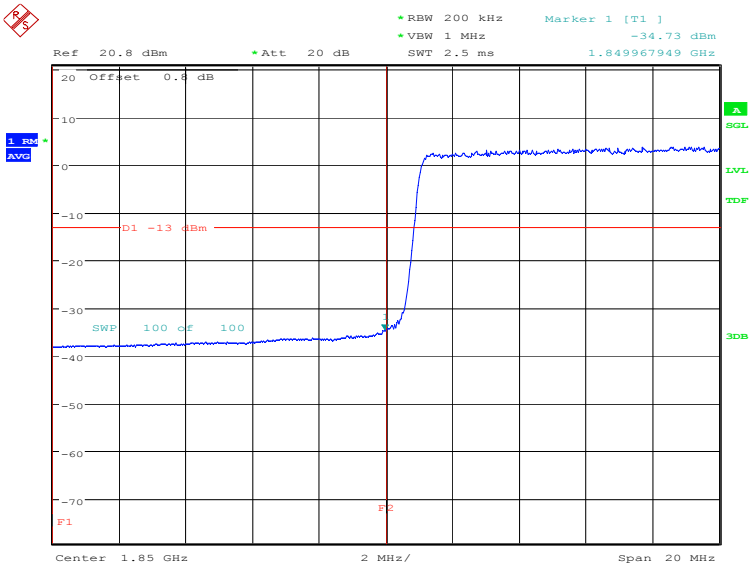

HIGH BAND EDGE BLOCK-20MHz-100%RB

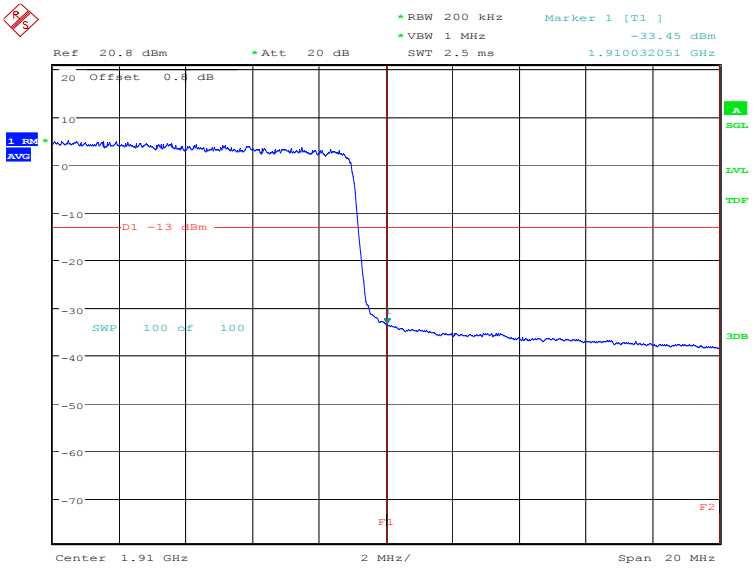

©Copyright. All rights reserved by CTTL.

LTE band 4

OBW: 1RB-low_offset

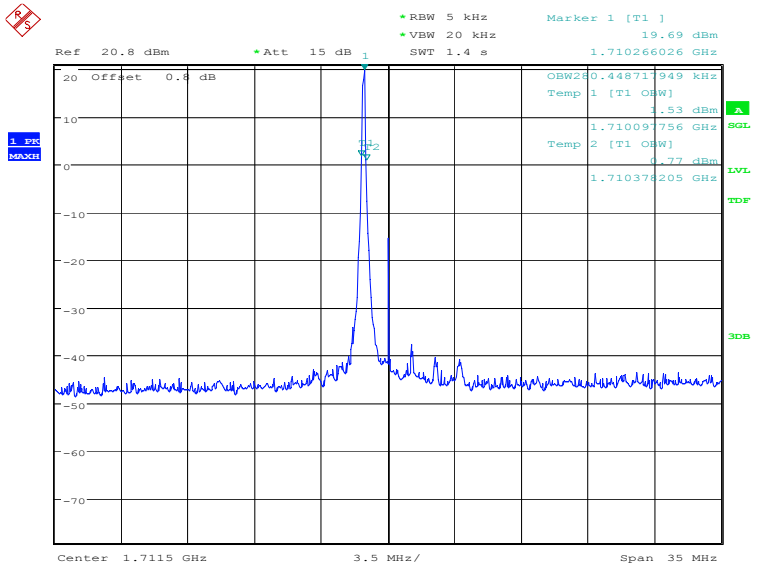

Date: 16.JAN.2020 08:55:03

LOW BAND EDGE BLOCK-1RB-low_offset

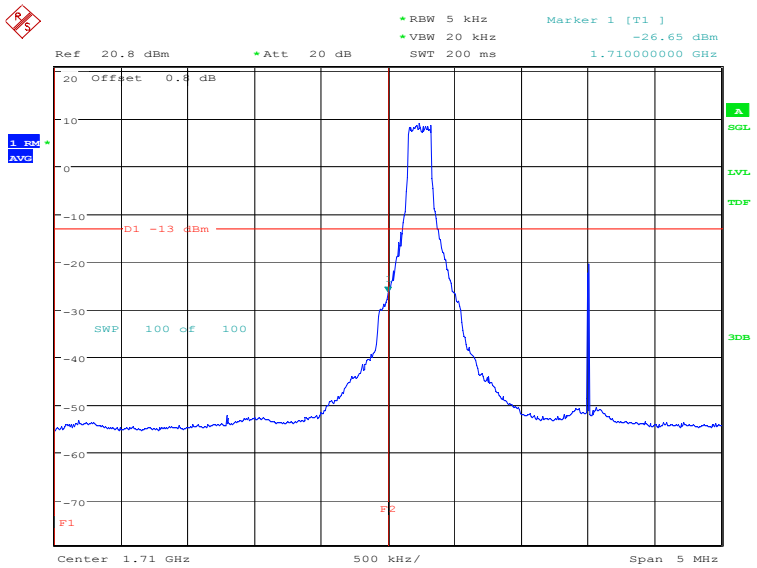

Date: 16.JAN.2020 08:56:41

©Copyright. All rights reserved by CTTL.

OBW: 1RB-high_offset

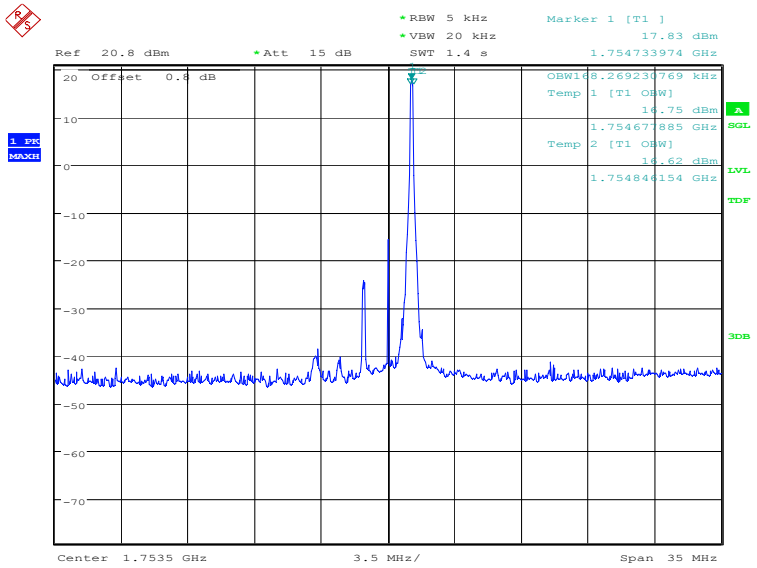

Date: 16.JAN.2020 09:02:14

HIGH BAND EDGE BLOCK-1RB-high_offset

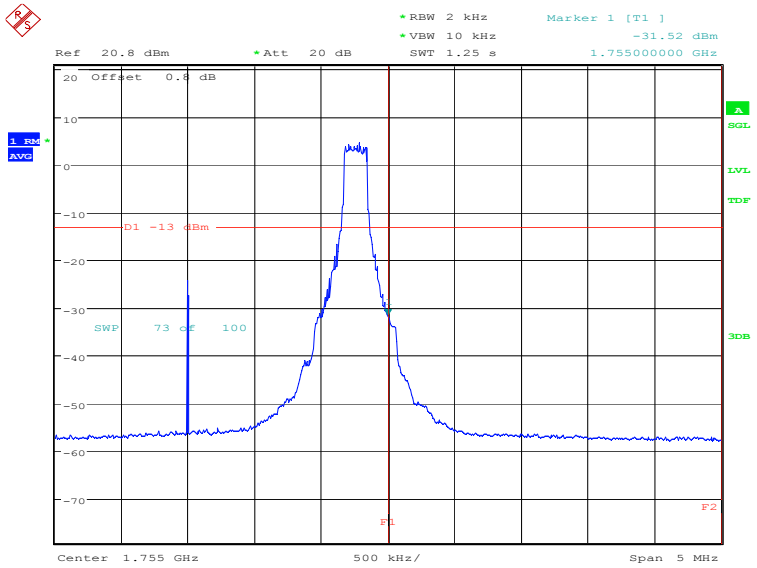

Date: 16.JAN.2020 09:03:53

©Copyright. All rights reserved by CTTL.

LOW BAND EDGE BLOCK-20MHz-100%RB

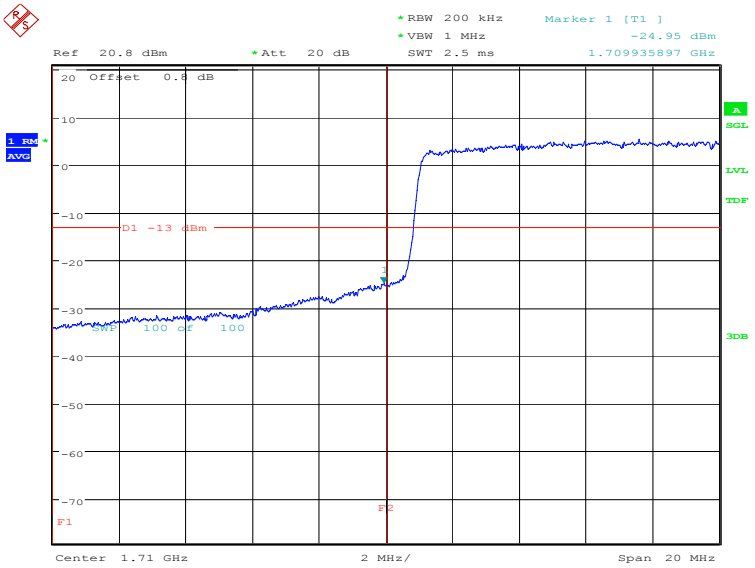

Date: 16.JAN.2020 08:58:36

HIGH BAND EDGE BLOCK-20MHz-100%RB

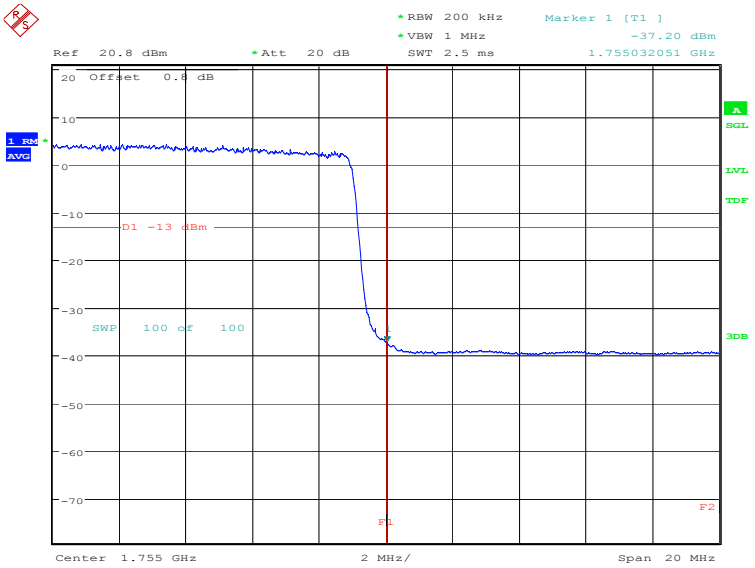

Date: 16.JAN.2020 09:05:48

©Copyright. All rights reserved by CTTL.

LTE band 5

OBW: 1RB-low_offset

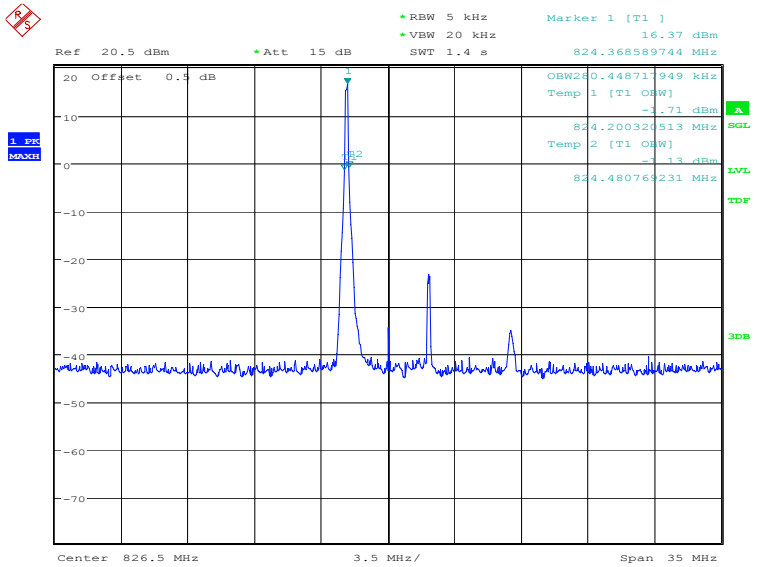

Date: 16.JAN.2020 09:09:36

LOW BAND EDGE BLOCK-1RB-low_offset

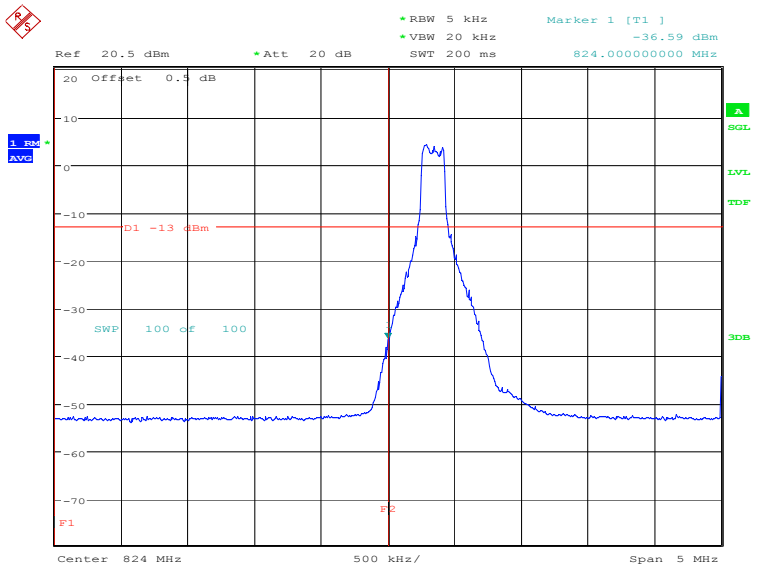

Date: 16.JAN.2020 09:11:15

©Copyright. All rights reserved by CTTL.

OBW: 1RB-high_offset

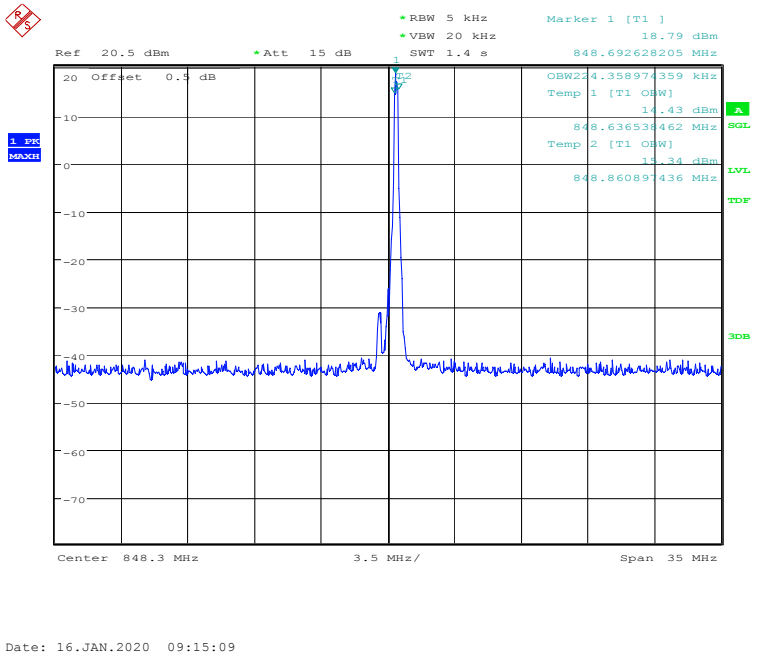

HIGH BAND EDGE BLOCK-1RB-high_offset

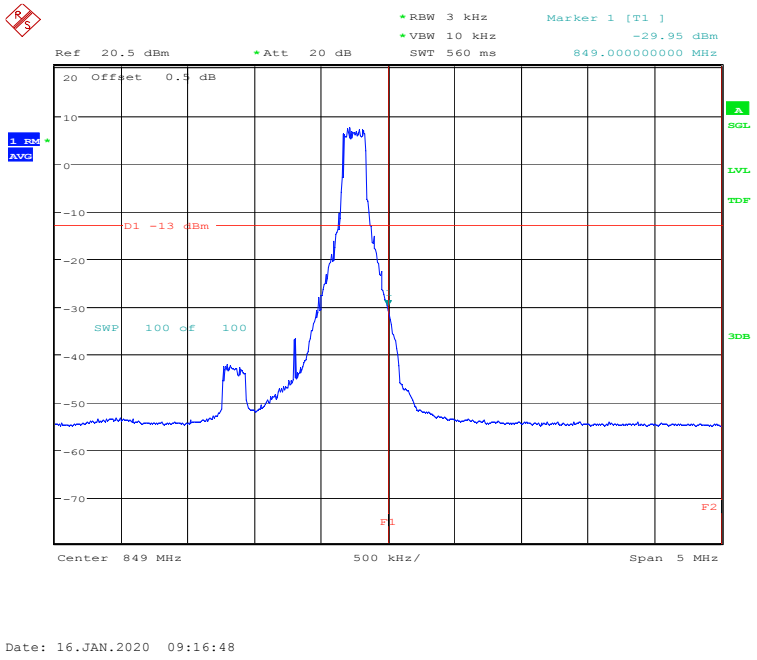

©Copyright. All rights reserved by CTTL.

LOW BAND EDGE BLOCK-10MHz-100%RB

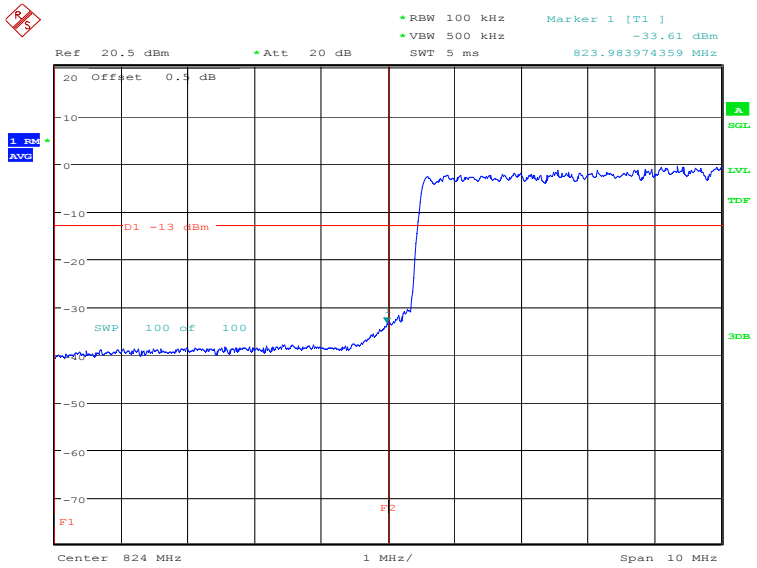

Date: 16.JAN.2020 09:13:10

HIGH BAND EDGE BLOCK-10MHz-100%RB

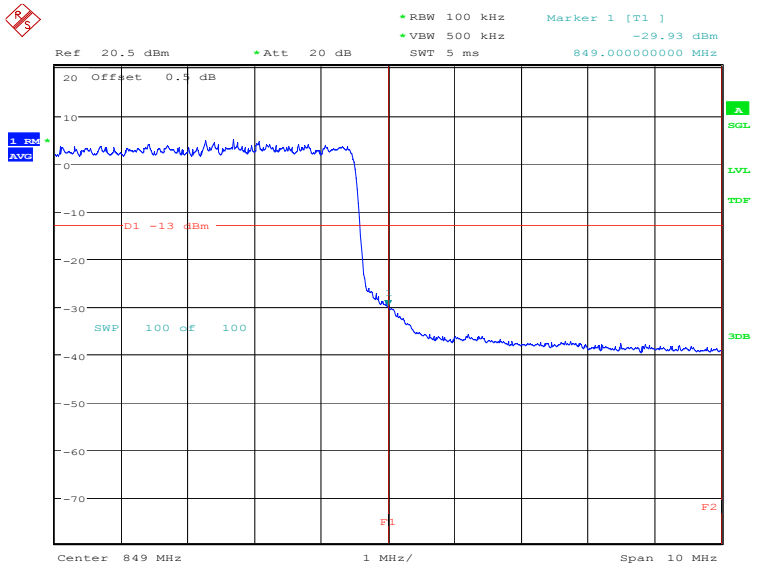

Date: 16.JAN.2020 09:18:42

©Copyright. All rights reserved by CTTL.

LTE band 7

OBW: 1RB-low_offset

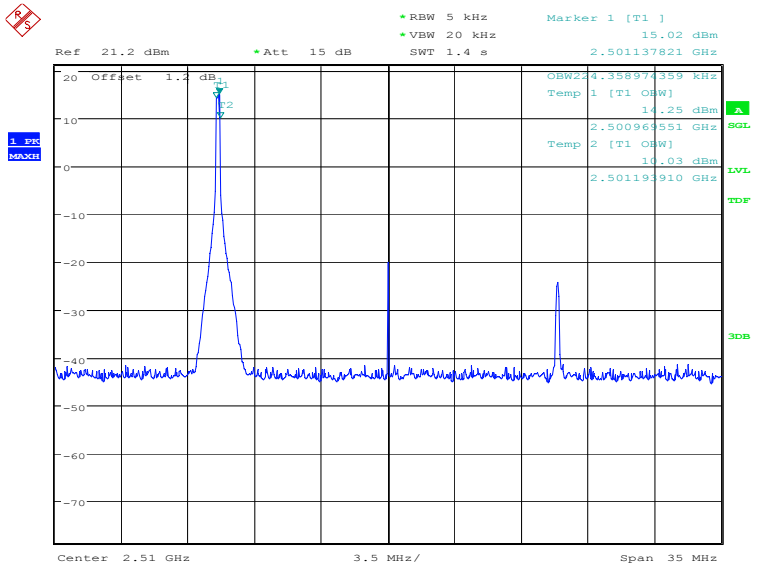

Date: 16.JAN.2020 09:20:05

LOW BAND EDGE BLOCK-1RB-low_offset

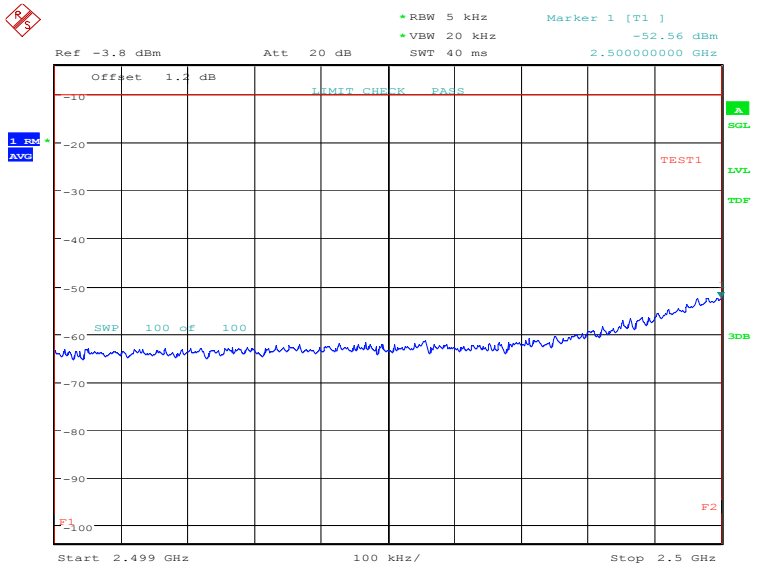

Date: 16.JAN.2020 09:21:50

©Copyright. All rights reserved by CTTL.

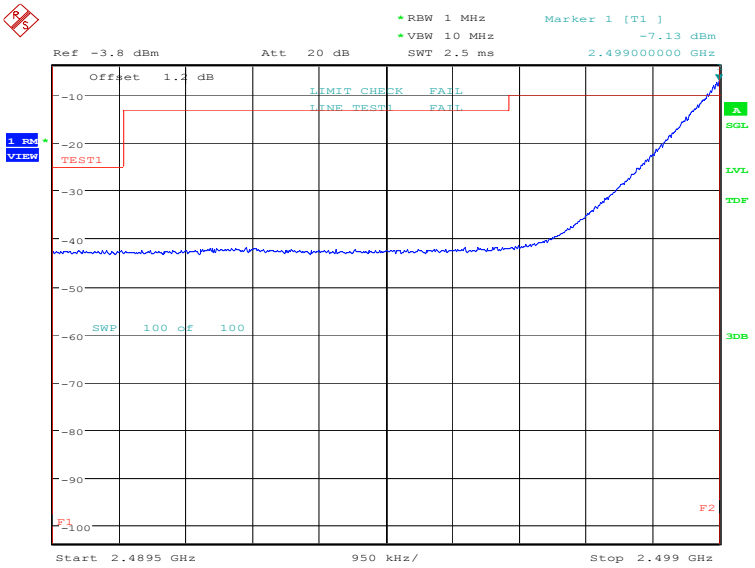

Date: 16.JAN.2020 09:23:33

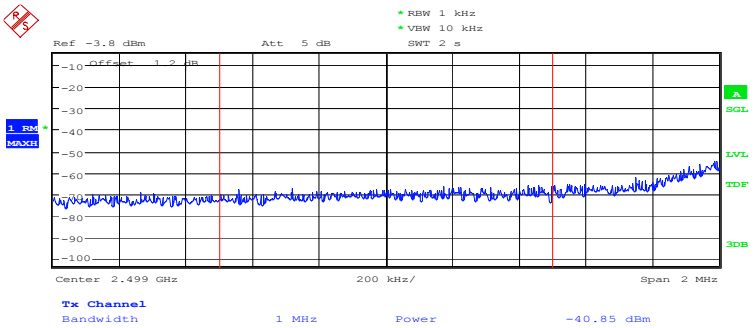

Date: 16.JAN.2020 09:23:45

©Copyright. All rights reserved by CTTL.

OBW: 1RB-high_offset

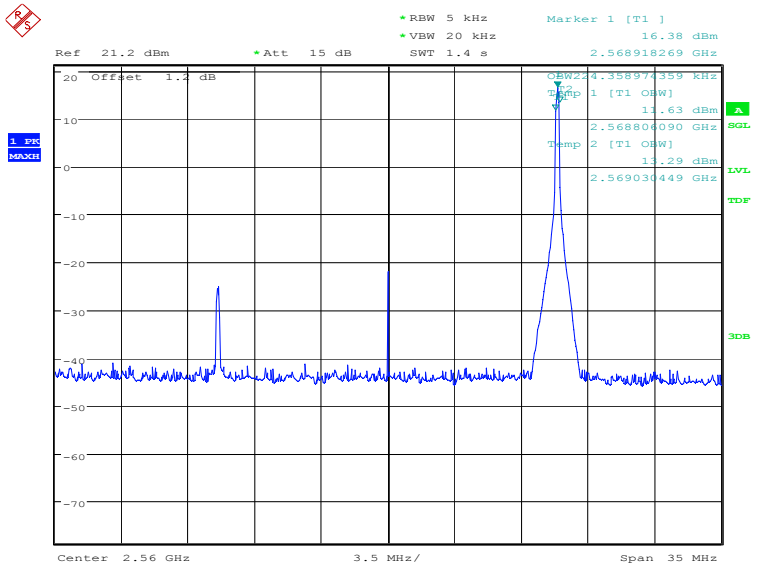

Date: 16.JAN.2020 09:28:43

HIGH BAND EDGE BLOCK-1RB-high_offset

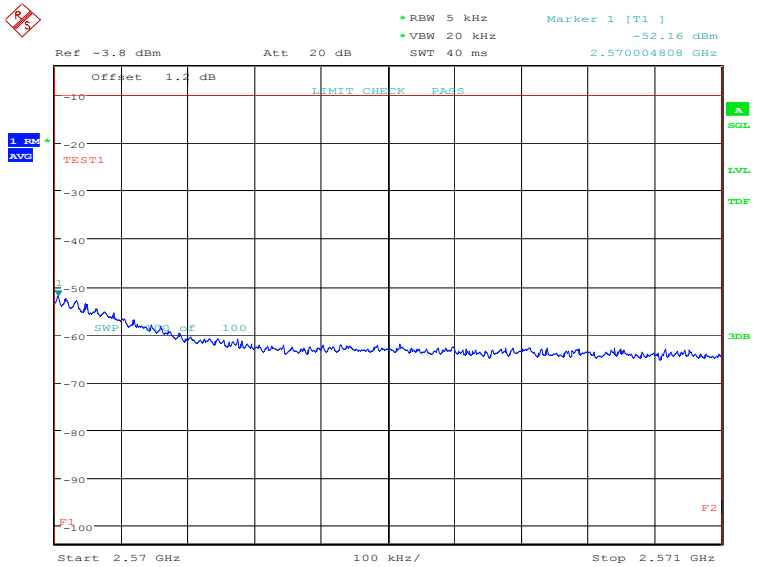

Date: 16.JAN.2020 09:30:29

©Copyright. All rights reserved by CTTL.

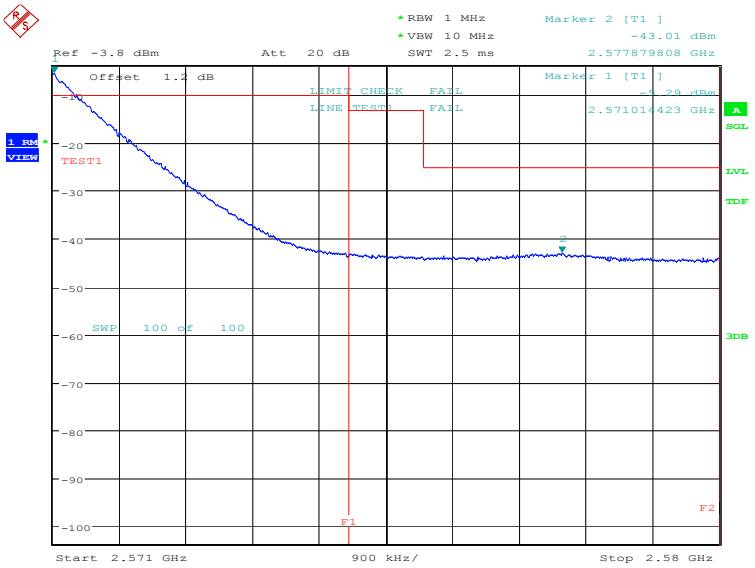

Date: 16.JAN.2020 09:32:14

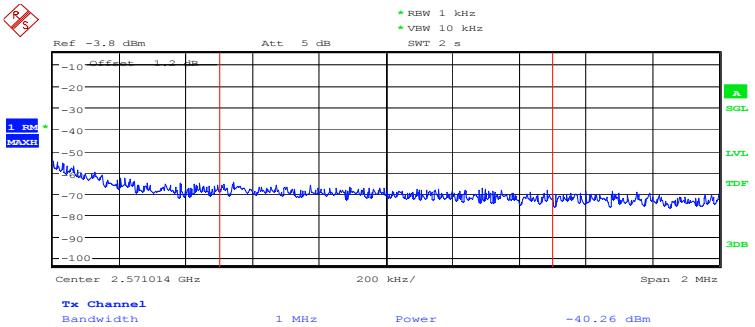

Date: 16.JAN.2020 09:32:26

©Copyright. All rights reserved by CTTL.

LOW BAND EDGE BLOCK-20MHz-100%RB

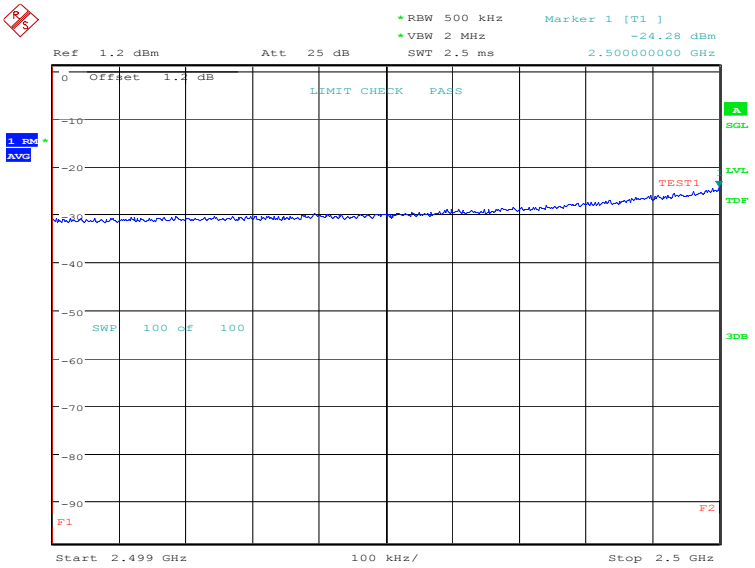

Date: 16.JAN.2020 09:25:41

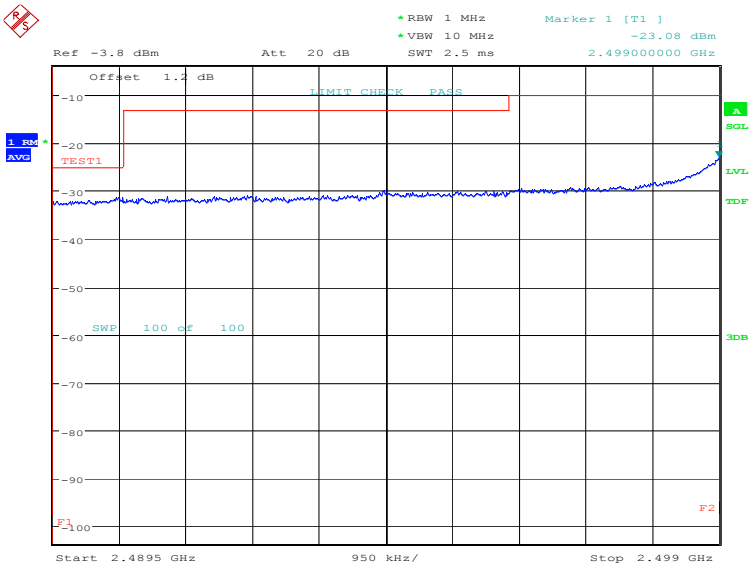

Date: 16.JAN.2020 09:27:21

©Copyright. All rights reserved by CTTL.

HIGH BAND EDGE BLOCK-20MHz-100%RB

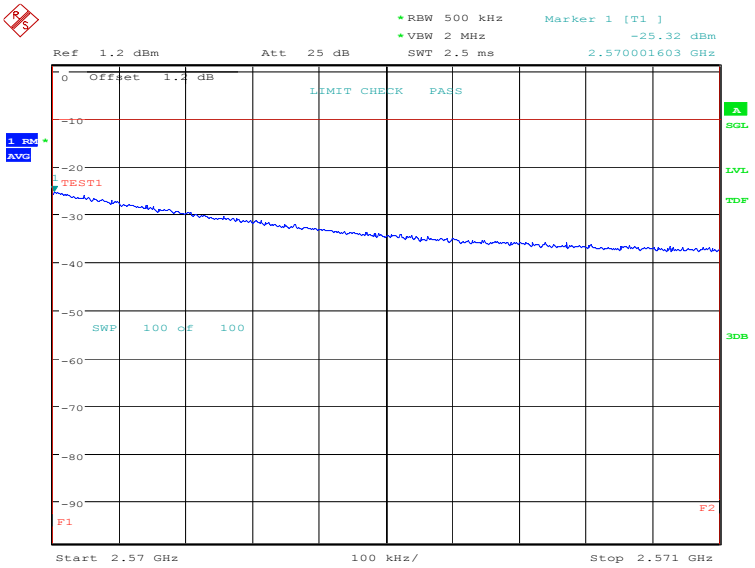

Date: 16.JAN.2020 09:34:22

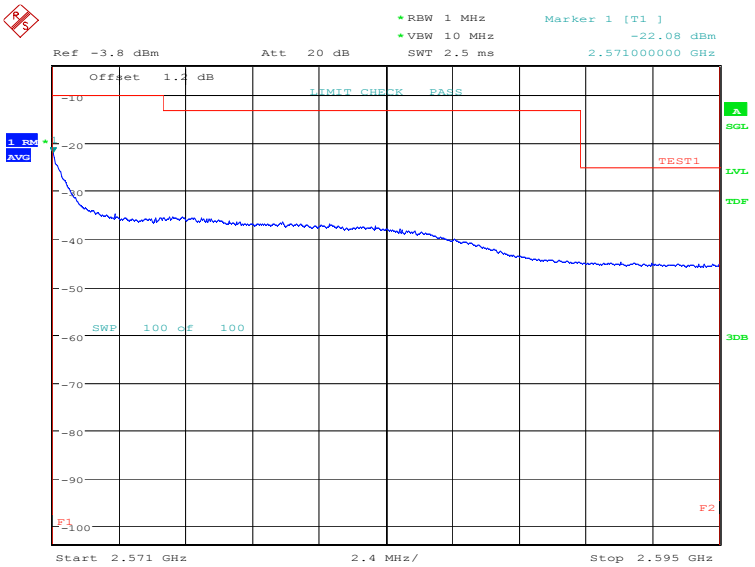

Date: 16.JAN.2020 09:36:02

©Copyright. All rights reserved by CTTL.

LTE band 12

OBW: 1RB-low_offset

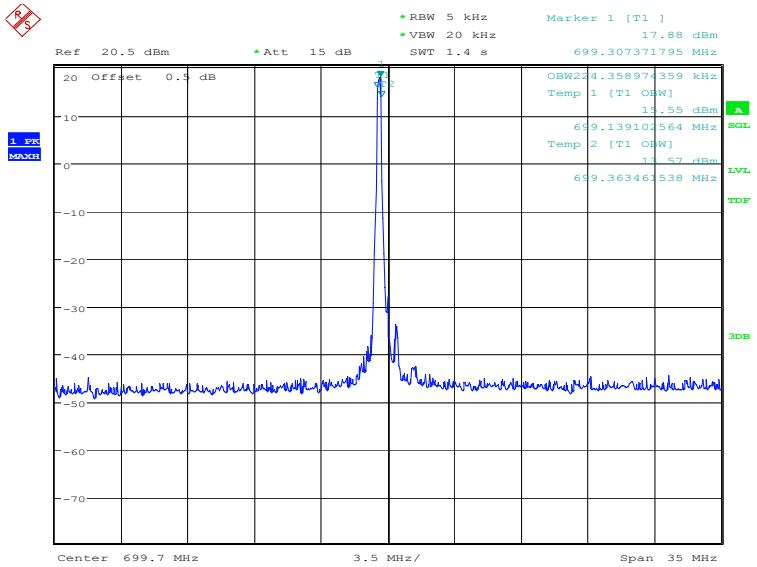

Date: 16.JAN.2020 09:39:53

LOW BAND EDGE BLOCK-1RB-low_offset

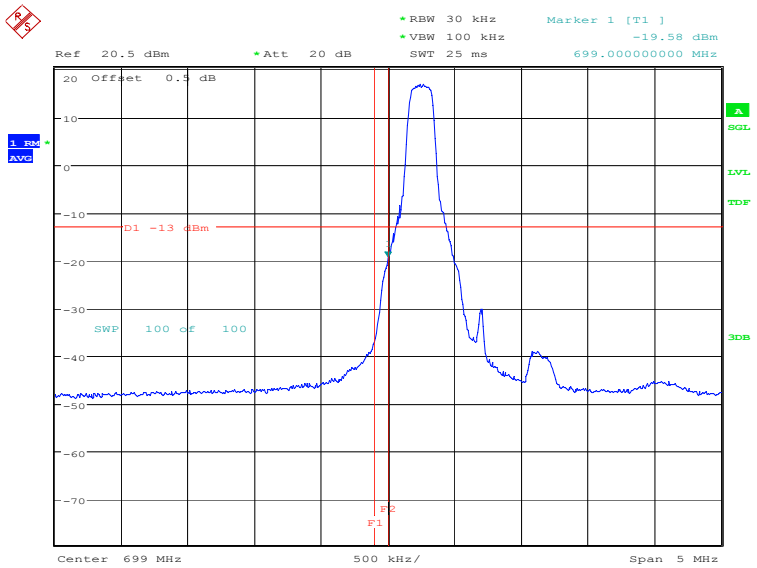

Date: 16.JAN.2020 09:41:31

©Copyright. All rights reserved by CTTL.

OBW: 1RB-high_offset

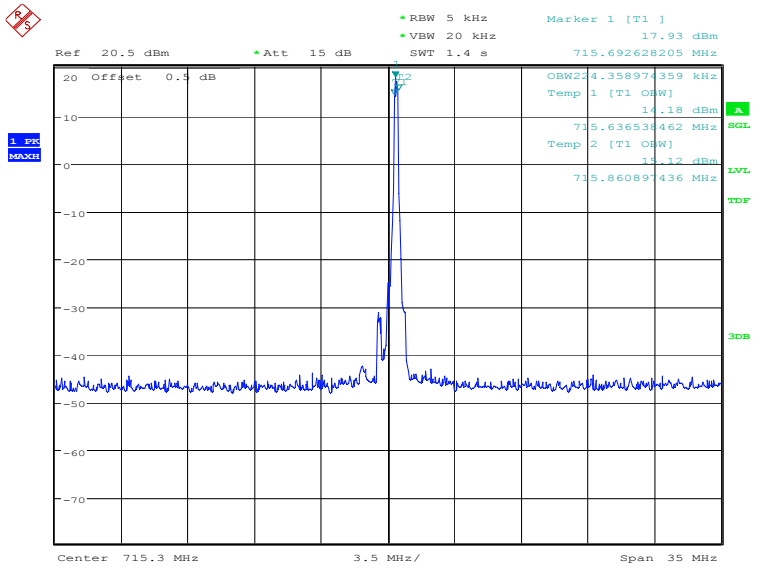

Date: 16.JAN.2020 09:45:25

HIGH BAND EDGE BLOCK-1RB-high_offset

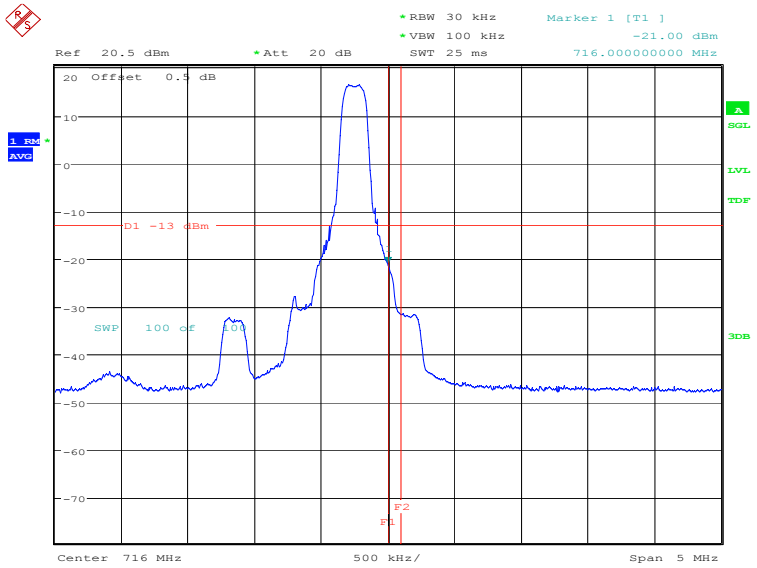

Date: 16.JAN.2020 09:47:03

©Copyright. All rights reserved by CTTL.

LOW BAND EDGE BLOCK-10MHz-100%RB

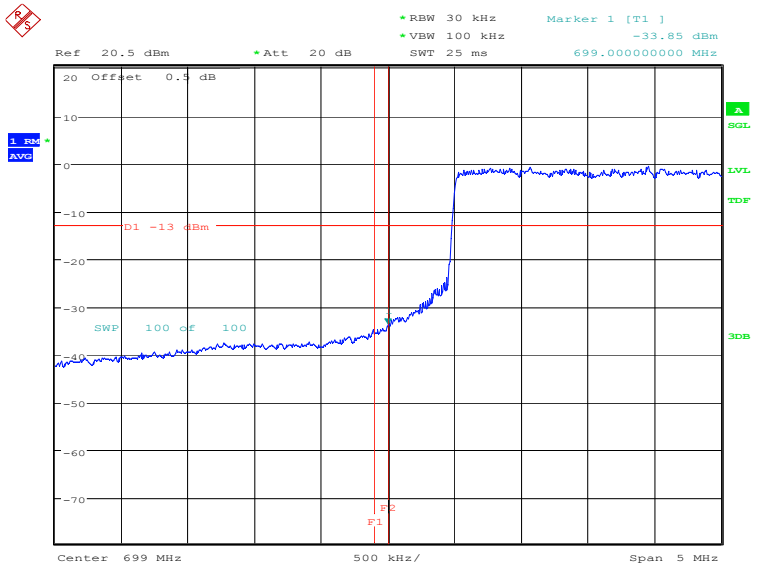

Date: 16.JAN.2020 09:43:26

HIGH BAND EDGE BLOCK-10MHz-100%RB

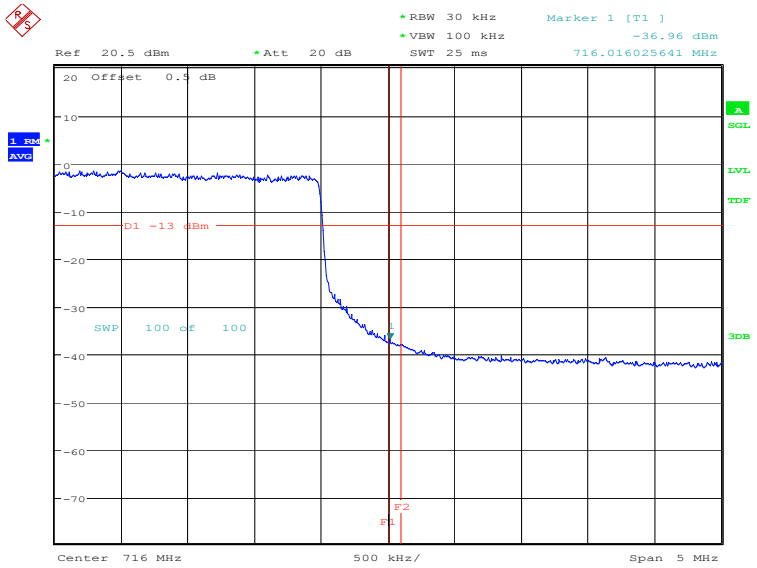

Date: 16.JAN.2020 09:48:57

©Copyright. All rights reserved by CTTL.

A.7 CONDUCTED SPURIOUS EMISSION

A.7.1 Measurement Method

The following steps outline the procedure used to measure the conducted emissions from the EUT.

1. In measuring unwanted emissions, the spectrum shall be investigated from 30 MHz or the lowest radio frequency signal generated in the equipment, whichever is lower, without going below 9 kHz, up to at least the frequency given below:
   (a) If the equipment operates below 10 GHz: to the tenth harmonic of the highest fundamental frequency or to 40 GHz, whichever is lower.
   (b) If the equipment operates at or above 10 GHz: to the fifth harmonic of the highest fundamental frequency or to 100 GHz, whichever is lower.
2. Determine EUT transmit frequencies: below outlines the band edge frequencies pertinent to conducted emissions testing.
3. The number of sweep points of spectrum analyzer is set to 30001 which is greater than span/RBW.

A. 7.2 Measurement Limit

Part 22.917, Part 24.238 and Part 27.53(h) specify that the power of any emission outside of the authorized operating frequency ranges must be attenuated below the transmitting power (P) by a factor of at least 43 + 10 log(P) dB.

The specification that emissions shall be attenuated below the transmitter power (P) by at least 43 + 10 log (P) dB, translates in the relevant power range (1 to 0.001 W) to -13 dBm. At 1 W the specified minimum attenuation becomes 43 dB and relative to a 30 dBm (1 W) carrier becomes a limit of -13 dBm. At 0.001 W (0 dBm) the minimum attenuation is 13 dB, which again yields a limit of -13 dBm. In this way a translation of the specification from relative to absolute terms is carried out.

Part 27.53(m)(4) specifies for mobile digital stations, the attenuation factor shall be not less than 40 + 10 log (P) dB on all frequencies between the channel edge and 5 megahertz from the channel edge, 43 + 10 log (P) dB on all frequencies between 5 megahertz and X megahertz from the channel edge, and 55 + 10 log (P) dB on all frequencies more than X megahertz from the channel edge, where X is the greater of 6 megahertz or the actual emission bandwidth as defined in paragraph (m)(6) of this section. In addition, the attenuation factor shall not be less that 43 + 10 log (P) dB on all frequencies between 2490.5 MHz and 2496 MHz and 55 + 10 log (P) dB at or below 2490.5 MHz. Mobile Satellite Service licensees operating on frequencies below 2495 MHz may also submit a documented interference complaint against BRS licensees operating on channel BRS Channel 1 on the same terms and conditions as adjacent channel BRS or EBS licensees.

Part 27.53(c) states for operations in the 746-758 MHz band and the 776-788 MHz band, the power of any emission outside the licensee's frequency band(s) of operation shall be attenuated below the transmitter power (P) within the licensed band(s) of operation, measured in watts, in accordance with the following:(1) On any frequency outside the 746-758 MHz band, the power of

©Copyright. All rights reserved by CTTL.

any emission shall be attenuated outside the band below the transmitter power (P) by at least 43 + 10 log (P) dB;(2) On any frequency outside the 776-788 MHz band, the power of any emission shall be attenuated outside the band below the transmitter power (P) by at least 43 + 10 log (P) dB;(4) On all frequencies between 763-775 MHz and 793-805 MHz, by a factor not less than 65 + 10 log (P) dB in a 6.25 kHz band segment, for mobile and portable stations.

©Copyright. All rights reserved by CTTL.

A. 7.2 Measurement result

Only the worst case result is given below

LTE band 2: 30MHz – 19.1GHz

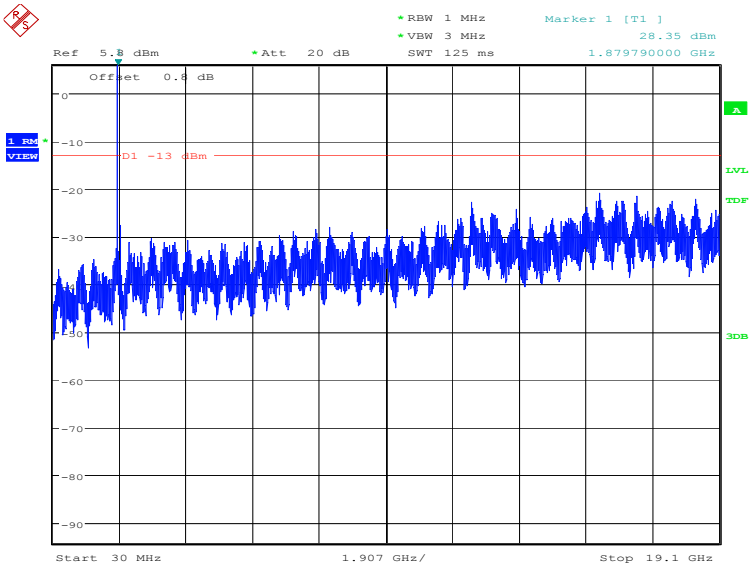

Date: 16.JAN.2020 09:49:58

LTE band 4: 30MHz – 17.55GHz

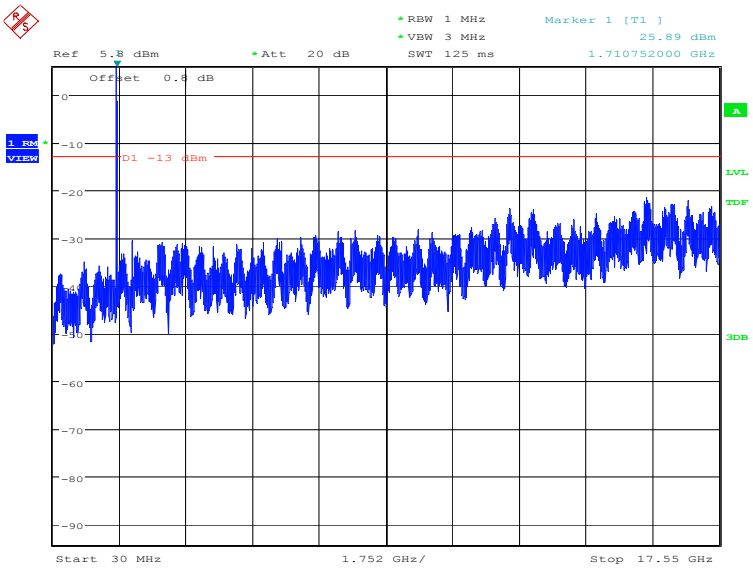

Date: 16.JAN.2020 09:50:27

©Copyright. All rights reserved by CTTL.

LTE band 5: 30MHz – 8.49GHz

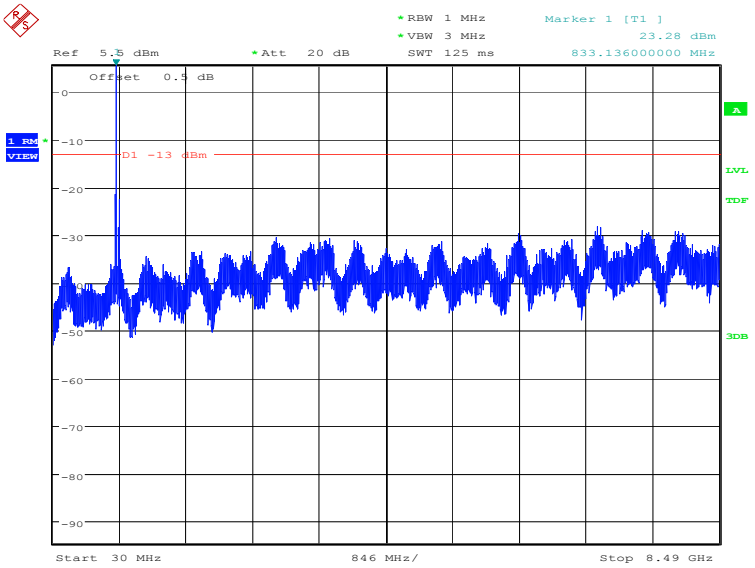

Date: 16.JAN.2020 09:51:05

LTE band 7: 30MHz – 25.7GHz

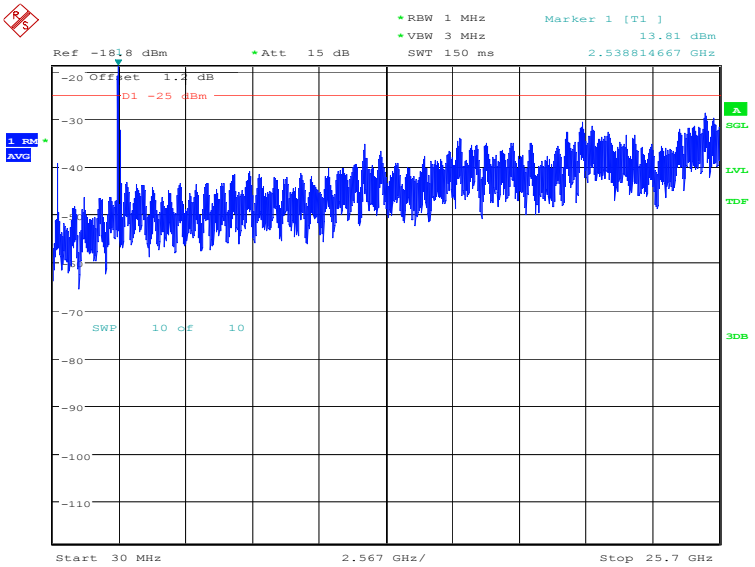

Date: 16.JAN.2020 09:52:03

©Copyright. All rights reserved by CTTL.

LTE band 12: 30MHz – 7.16GHz

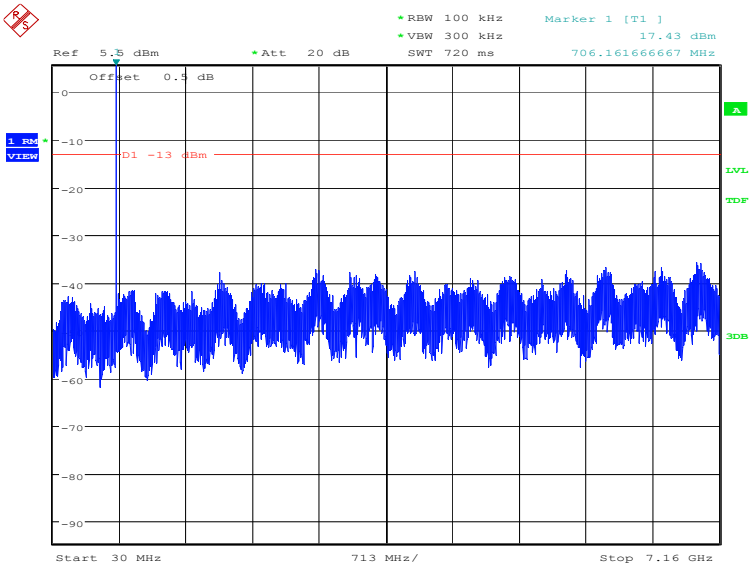

Date: 16.JAN.2020 10:07:25

©Copyright. All rights reserved by CTTL.

A.8 PEAK-TO-AVERAGE POWER RATIO

The peak-to-average power ratio (PAPR) of the transmitter output power must not exceed 13 dB. The PAPR measurements should be made using either an instrument with complementary cumulative distribution function (CCDF) capabilities to determine that PAPR will not exceed 13 dB for more than 0.1 percent of the time or other Commission approved procedure. The measurement must be performed using a signal corresponding to the highest PAPR expected during periods of continuous transmission.

a) Refer to instrument's analyzer instruction manual for details on how to use the power statistics/CCDF function;

b) Set resolution/measurement bandwidth ≥ signal's occupied bandwidth;

c) Set the number of counts to a value that stabilizes the measured CCDF curve;

d) Set the measurement interval to 1ms;

e) Record the maximum PAPR level associated with a probability of 0.1%.

A.8.1 Measurement limit

not exceed 13 dB

A.8.2 Measurement results

LTE band 2, 20MHz

Frequency (MHz)	PAPR (dB)		
1880.0	QPSK	16QAM	64QAM
	6.67	7.34	7.56

LTE band 4, 20MHz

Frequency (MHz)	PAPR (dB)		
1732.5	QPSK	16QAM	64QAM
	6.51	7.21	7.47

LTE band 7, 20MHz

Frequency (MHz)	PAPR (dB)		
2535.0	QPSK	16QAM	64QAM
	6.73	7.24	7.56

LTE band 12, 10MHz

Frequency (MHz)	PAPR (dB)		
707.5	QPSK	16QAM	64QAM
	5.10	5.93	6.41

©Copyright. All rights reserved by CTTL.

ANNEX B: Accreditation Certificate

United States Department of Commerce
National Institute of Standards and Technology

NVLAP®

Certificate of Accreditation to ISO/IEC 17025:2005

NVLAP LAB CODE: 600118-0

Telecommunication Technology Labs, CAICT
Beijing
China

is accredited by the National Voluntary Laboratory Accreditation Program for specific services, listed on the Scope of Accreditation, for:

Electromagnetic Compatibility & Telecommunications

This laboratory is accredited in accordance with the recognized International Standard ISO/IEC 17025:2005. This accreditation demonstrates technical competence for a defined scope and the operation of a laboratory quality management system (refer to joint ISO-ILAC-IAF Communique dated January 2009).

2019-09-26 through 2020-09-30
Effective Dates

For the National Voluntary Laboratory Accreditation Program

*****END OF REPORT*****

©Copyright. All rights reserved by CTTL.