802.11ax-HE40 mode

Mode	Channel	Frequency Range	Test Results	Conclusion
802.11n (HE40)	3	2.31GHz~2.43GHz---L	Fig.A.6.2.4	**P**
	9	2.45GHz~2.50GHz---H	Fig.A.6.2.5	**P**

802.11ax-HE20 26RU mode

Mode	Channel	Frequency Range	Test Results	Conclusion
802.11n (HE20)	1	2.31GHz~2.43GHz---L	Fig.A.6.2.6	**P**
	11	2.45GHz~2.50GHz---H	Fig.A.6.2.7	**P**

802.11ax-HE20 52RU mode

Mode	Channel	Frequency Range	Test Results	Conclusion
802.11n (HE20)	1	2.31GHz~2.43GHz---L	Fig.A.6.2.4	**P**
	11	2.45GHz~2.50GHz---H	Fig.A.6.2.5	**P**

802.11ax-HE20 26RU mode

Mode	Channel	Frequency Range	Test Results	Conclusion
802.11n (HE20)	1	2.31GHz~2.43GHz---L	Fig.A.6.2.4	**P**
	11	2.45GHz~2.50GHz---H	Fig.A.6.2.5	**P**

802.11ax-HE40 26RU mode

Mode	Channel	Frequency Range	Test Results	Conclusion
802.11n (HE40)	3	2.31GHz~2.43GHz---L	Fig.A.6.2.6	**P**
	9	2.45GHz~2.50GHz---H	Fig.A.6.2.7	**P**

Conclusion: Pass

©Copyright. All rights reserved by CTTL.

Peak

802.11b

Ch1

Frequency (MHz)	Measurement Result (dBuV/m)	Cable Loss (dB)	Antenna Factor (dB/m)	Receiver Reading (dBuV)	Limit (dBuV/m)	Margin (dB)	Antenna Pol. (H/V)
2389.632	61.26	4.61	31.68	24.97	74.00	12.74	H
2389.744	61.32	4.61	31.68	25.03	74.00	12.68	H
4822.000	41.67	-35.02	33.87	42.82	74.00	32.33	H
7234.500	42.65	-33.17	35.64	40.18	74.00	31.35	V
9648.000	44.50	-32.05	36.40	40.15	74.00	29.50	V
12058.500	47.90	-29.99	38.80	39.09	74.00	26.10	H

Ch6

Frequency (MHz)	Measurement Result (dBuV/m)	Cable Loss (dB)	Antenna Factor (dB/m)	Receiver Reading (dBuV)	Limit (dBuV/m)	Margin (dB)	Antenna Pol. (H/V)
2336.200	44.19	-36.08	31.25	49.02	74.00	29.81	V
2533.200	46.08	-36.16	32.53	49.70	74.00	27.92	H
4874.000	41.76	-34.48	33.80	42.44	74.00	32.24	H
7312.500	43.07	-33.09	35.40	40.76	74.00	30.94	V
9748.000	44.39	-31.86	36.60	39.65	74.00	29.61	V
12186.000	47.76	-29.45	38.80	38.41	74.00	26.24	V

Ch11

Frequency (MHz)	Measurement Result (dBuV/m)	Cable Loss (dB)	Antenna Factor (dB/m)	Receiver Reading (dBuV)	Limit (dBuV/m)	Margin (dB)	Antenna Pol. (H/V)
2483.775	62.50	4.65	32.30	25.55	74.00	11.50	H
2483.955	61.92	4.65	32.30	24.97	74.00	12.08	V
4924.500	41.97	-34.81	33.85	42.93	74.00	32.03	V
7386.000	43.62	-32.81	35.47	40.96	74.00	30.38	H
9847.500	44.18	-32.00	36.60	39.58	74.00	29.82	H
12310.000	47.24	-29.70	38.60	38.34	74.00	26.76	H

©Copyright. All rights reserved by CTTL.

802.11g

Ch1

Frequency (MHz)	Measurement Result (dBuV/m)	Cable Loss (dB)	Antenna Factor (dB/m)	Receiver Reading (dBuV)	Limit (dBuV/m)	Margin (dB)	Antenna Pol. (H/V)
2389.072	62.50	4.61	31.67	26.21	74.00	11.51	H
2389.380	62.16	4.61	31.67	25.87	74.00	11.85	V
4824.000	41.05	-35.02	33.86	42.21	74.00	32.95	H
7235.000	42.45	-33.17	35.64	39.98	74.00	31.55	H
9648.000	44.42	-32.05	36.40	40.08	74.00	29.58	V
12060.000	47.10	-29.99	38.80	38.29	74.00	26.90	H

Ch6

Frequency (MHz)	Measurement Result (dBuV/m)	Cable Loss (dB)	Antenna Factor (dB/m)	Receiver Reading (dBuV)	Limit (dBuV/m)	Margin (dB)	Antenna Pol. (H/V)
2360.800	45.96	-35.76	31.33	50.39	74.00	28.04	V
2508.800	46.21	-35.72	32.44	49.50	74.00	27.79	H
4874.000	41.69	-34.48	33.80	42.37	74.00	32.31	V
7311.000	42.19	-33.10	35.40	39.89	74.00	31.81	V
9748.000	43.79	-31.86	36.60	39.05	74.00	30.21	V
12185.000	48.28	-29.45	38.80	38.93	74.00	25.72	V

Ch11

Frequency (MHz)	Measurement Result (dBuV/m)	Cable Loss (dB)	Antenna Factor (dB/m)	Receiver Reading (dBuV)	Limit (dBuV/m)	Margin (dB)	Antenna Pol. (H/V)
2484.245	61.94	4.65	32.31	24.98	74.00	12.06	V
2485.120	62.49	4.65	32.31	25.53	74.00	11.51	H
4924.000	41.09	-34.80	33.85	42.04	74.00	32.91	V
7386.000	42.82	-32.81	35.47	40.16	74.00	31.18	H
9848.000	44.56	-32.00	36.60	39.96	74.00	29.44	V
12310.000	46.47	-29.70	38.60	37.57	74.00	27.53	H

©Copyright. All rights reserved by CTTL.

802.11n-HT20

Ch1

Frequency (MHz)	Measurement Result (dBuV/m)	Cable Loss (dB)	Antenna Factor (dB/m)	Receiver Reading (dBuV)	Limit (dBuV/m)	Margin (dB)	Antenna Pol. (H/V)
2386.958	61.91	4.61	31.64	25.66	74.00	12.09	V
2387.014	62.64	4.61	31.65	26.39	74.00	11.36	V
4824.500	41.48	-35.02	33.85	42.64	74.00	32.52	H
7237.500	43.28	-33.18	35.65	40.81	74.00	30.72	H
9647.000	44.97	-32.06	36.39	40.64	74.00	29.03	H
12059.500	47.59	-29.99	38.80	38.78	74.00	26.41	V

Ch6

Frequency (MHz)	Measurement Result (dBuV/m)	Cable Loss (dB)	Antenna Factor (dB/m)	Receiver Reading (dBuV)	Limit (dBuV/m)	Margin (dB)	Antenna Pol. (H/V)
2346.000	44.65	-35.99	31.22	49.42	74.00	29.35	H
2514.600	46.55	-35.99	32.46	50.08	74.00	27.45	H
4874.000	41.17	-34.48	33.80	41.86	74.00	32.83	V
7311.000	42.15	-33.10	35.40	39.85	74.00	31.85	V
9748.000	43.96	-31.86	36.60	39.22	74.00	30.04	H
12185.000	46.42	-29.45	38.80	37.07	74.00	27.58	H

Ch11

Frequency (MHz)	Measurement Result (dBuV/m)	Cable Loss (dB)	Antenna Factor (dB/m)	Receiver Reading (dBuV)	Limit (dBuV/m)	Margin (dB)	Antenna Pol. (H/V)
2485.275	62.51	4.65	32.31	25.55	74.00	11.49	H
2485.835	62.50	4.65	32.32	25.54	74.00	11.50	V
4924.000	40.96	-34.80	33.85	41.91	74.00	33.04	H
7386.000	42.57	-32.81	35.47	39.90	74.00	31.43	H
9848.000	43.31	-32.00	36.60	38.71	74.00	30.69	V
12310.000	47.06	-29.70	38.60	38.16	74.00	26.94	H

©Copyright. All rights reserved by CTTL.

802.11n-HT40

Ch3

Frequency (MHz)	Measurement Result (dBuV/m)	Cable Loss (dB)	Antenna Factor (dB/m)	Receiver Reading (dBuV)	Limit (dBuV/m)	Margin (dB)	Antenna Pol. (H/V)
2384.200	62.64	4.60	31.61	26.43	74.00	11.36	H
2387.196	62.14	4.61	31.65	25.88	74.00	11.86	H
4843.500	41.98	-34.91	33.74	43.14	74.00	32.03	V
7266.500	43.42	-33.31	35.60	41.13	74.00	30.58	V
9688.500	45.40	-31.89	36.48	40.81	74.00	28.60	H
12110.000	47.80	-29.78	38.80	38.78	74.00	26.20	V

Ch6

Frequency (MHz)	Measurement Result (dBuV/m)	Cable Loss (dB)	Antenna Factor (dB/m)	Receiver Reading (dBuV)	Limit (dBuV/m)	Margin (dB)	Antenna Pol. (H/V)
2352.800	45.00	-35.92	31.23	49.68	74.00	29.00	V
2512.200	45.73	-35.88	32.45	49.15	74.00	28.28	V
4873.000	41.44	-34.50	33.79	42.14	74.00	32.56	H
7311.000	42.94	-33.10	35.40	40.64	74.00	31.06	V
9746.000	45.37	-31.86	36.59	40.63	74.00	28.63	H
12186.500	47.64	-29.44	38.80	38.28	74.00	26.37	V

Ch9

Frequency (MHz)	Measurement Result (dBuV/m)	Cable Loss (dB)	Antenna Factor (dB/m)	Receiver Reading (dBuV)	Limit (dBuV/m)	Margin (dB)	Antenna Pol. (H/V)
2485.175	62.26	4.65	32.31	25.30	74.00	11.74	V
2485.830	62.49	4.65	32.32	25.53	74.00	11.51	V
4904.000	41.29	-34.56	33.89	41.96	74.00	32.71	V
7356.000	43.10	-32.86	35.41	40.55	74.00	30.90	H
9809.000	44.13	-31.93	36.52	39.54	74.00	29.87	V
12258.500	47.55	-29.55	38.68	38.41	74.00	26.45	H

©Copyright. All rights reserved by CTTL.

802.11ax-HE20

Ch1

Frequency (MHz)	Measurement Result (dBuV/m)	Cable Loss (dB)	Antenna Factor (dB/m)	Receiver Reading (dBuV)	Limit (dBuV/m)	Margin (dB)	Antenna Pol. (H/V)
2386.440	61.62	4.61	31.64	25.38	74.00	12.38	V
2389.912	62.05	4.62	31.68	25.75	74.00	11.95	V
4823.500	41.09	-35.02	33.86	42.25	74.00	32.91	V
7235.500	44.03	-33.17	35.64	41.56	74.00	29.97	H
9648.000	44.82	-32.05	36.40	40.47	74.00	29.18	V
12060.000	47.31	-29.99	38.80	38.50	74.00	26.69	V

Ch6

Frequency (MHz)	Measurement Result (dBuV/m)	Cable Loss (dB)	Antenna Factor (dB/m)	Receiver Reading (dBuV)	Limit (dBuV/m)	Margin (dB)	Antenna Pol. (H/V)
2354.000	45.13	-35.90	31.25	49.78	74.00	28.87	H
2509.600	46.84	-35.76	32.44	50.16	74.00	27.16	V
4874.000	41.56	-34.48	33.80	42.24	74.00	32.44	V
7311.000	42.35	-33.10	35.40	40.06	74.00	31.65	H
9748.000	45.09	-31.86	36.60	40.35	74.00	28.91	V
12185.000	46.56	-29.45	38.80	37.21	74.00	27.44	V

Ch11

Frequency (MHz)	Measurement Result (dBuV/m)	Cable Loss (dB)	Antenna Factor (dB/m)	Receiver Reading (dBuV)	Limit (dBuV/m)	Margin (dB)	Antenna Pol. (H/V)
2483.960	62.81	4.65	32.30	25.85	74.00	11.20	H
2484.610	62.44	4.65	32.31	25.48	74.00	11.56	V
4924.000	40.64	-34.80	33.85	41.59	74.00	33.36	V
7386.000	43.23	-32.81	35.47	40.57	74.00	30.77	V
9848.000	44.66	-32.00	36.60	40.06	74.00	29.34	V
12310.000	46.52	-29.70	38.60	37.63	74.00	27.48	V

©Copyright. All rights reserved by CTTL.

802.11ax-HE40

Ch3

Frequency (MHz)	Measurement Result (dBuV/m)	Cable Loss (dB)	Antenna Factor (dB/m)	Receiver Reading (dBuV)	Limit (dBuV/m)	Margin (dB)	Antenna Pol. (H/V)
2378.516	62.05	4.58	31.54	25.92	74.00	11.95	H
2388.792	61.55	4.61	31.67	25.27	74.00	12.45	H
4846.000	41.78	-34.87	33.72	42.93	74.00	32.22	V
7265.500	43.04	-33.31	35.61	40.74	74.00	30.96	V
9688.000	44.78	-31.89	36.48	40.19	74.00	29.22	V
12109.500	47.06	-29.78	38.80	38.04	74.00	26.94	H

Ch6

Frequency (MHz)	Measurement Result (dBuV/m)	Cable Loss (dB)	Antenna Factor (dB/m)	Receiver Reading (dBuV)	Limit (dBuV/m)	Margin (dB)	Antenna Pol. (H/V)
2361.400	45.35	-35.74	31.34	49.76	74.00	28.65	H
2505.600	46.62	-35.58	32.42	49.77	74.00	27.38	V
4874.000	40.89	-34.48	33.80	41.58	74.00	33.11	V
7311.000	42.20	-33.10	35.40	39.90	74.00	31.80	V
9748.000	43.04	-31.86	36.60	38.30	74.00	30.96	H
12185.000	46.59	-29.45	38.80	37.24	74.00	27.41	V

Ch9

Frequency (MHz)	Measurement Result (dBuV/m)	Cable Loss (dB)	Antenna Factor (dB/m)	Receiver Reading (dBuV)	Limit (dBuV/m)	Margin (dB)	Antenna Pol. (H/V)
2483.855	62.05	4.65	32.30	25.10	74.00	11.95	V
2483.880	61.88	4.65	32.30	24.93	74.00	12.12	V
4904.000	40.59	-34.56	33.89	41.26	74.00	33.41	V
7356.000	43.50	-32.86	35.41	40.95	74.00	30.50	V
9808.000	43.24	-31.93	36.52	38.65	74.00	30.76	V
12260.000	45.75	-29.55	38.68	36.62	74.00	28.25	V

©Copyright. All rights reserved by CTTL.

802.11ax-HT20 RU26

Ch1

Frequency (MHz)	Measurement Result (dBuV/m)	Cable Loss (dB)	Antenna Factor (dB/m)	Receiver Reading (dBuV)	Limit (dBuV/m)	Margin (dB)	Antenna Pol. (H/V)
2389.650	47.93	4.61	31.68	11.64	54.00	6.07	V
2389.740	47.88	4.61	31.68	11.59	54.00	6.12	V
4824.000	28.69	-35.02	33.86	29.86	54.00	25.31	H
7236.000	29.93	-33.18	35.64	27.46	54.00	24.07	H
9648.000	32.03	-32.05	36.40	27.69	54.00	21.97	V
12060.000	34.63	-29.99	38.80	25.81	54.00	19.37	H

Ch6

Frequency (MHz)	Measurement Result (dBuV/m)	Cable Loss (dB)	Antenna Factor (dB/m)	Receiver Reading (dBuV)	Limit (dBuV/m)	Margin (dB)	Antenna Pol. (H/V)
2387.510	48.06	4.61	31.65	11.80	54.00	5.94	V
2485.380	48.55	4.65	32.31	11.58	54.00	5.46	V
4874.000	28.83	-34.48	33.80	29.52	54.00	25.17	H
7311.000	30.25	-33.10	35.40	27.95	54.00	23.75	V
9748.000	32.19	-31.86	36.60	27.46	54.00	21.81	V
12185.000	34.70	-29.45	38.80	25.35	54.00	19.30	V

Ch11

Frequency (MHz)	Measurement Result (dBuV/m)	Cable Loss (dB)	Antenna Factor (dB/m)	Receiver Reading (dBuV)	Limit (dBuV/m)	Margin (dB)	Antenna Pol. (H/V)
2484.360	48.57	4.65	32.31	11.62	54.00	5.43	V
2484.390	48.54	4.65	32.31	11.59	54.00	5.46	V
4924.000	29.00	-34.80	33.85	29.95	54.00	25.00	V
7386.000	30.77	-32.81	35.47	28.10	54.00	23.23	V
9848.000	31.89	-32.00	36.60	27.29	54.00	22.11	H
12310.000	34.21	-29.70	38.60	25.31	54.00	19.79	V

©Copyright. All rights reserved by CTTL.

802.11ax-HT40 RU26

Ch3

Frequency (MHz)	Measurement Result (dBuV/m)	Cable Loss (dB)	Antenna Factor (dB/m)	Receiver Reading (dBuV)	Limit (dBuV/m)	Margin (dB)	Antenna Pol. (H/V)
2389.680	47.90	4.61	31.68	11.61	54.00	6.10	V
2389.920	47.90	4.62	31.68	11.60	54.00	6.10	V
4844.000	28.89	-34.90	33.74	30.05	54.00	25.11	V
7266.000	30.61	-33.31	35.60	28.31	54.00	23.40	H
9688.000	32.27	-31.89	36.48	27.69	54.00	21.73	H
12110.000	34.59	-29.78	38.80	25.57	54.00	19.41	V

Ch6

Frequency (MHz)	Measurement Result (dBuV/m)	Cable Loss (dB)	Antenna Factor (dB/m)	Receiver Reading (dBuV)	Limit (dBuV/m)	Margin (dB)	Antenna Pol. (H/V)
2388.210	48.07	4.61	31.66	11.80	54.00	5.93	V
2487.390	48.54	4.64	32.32	11.57	54.00	5.47	V
4874.000	28.94	-34.48	33.80	29.62	54.00	25.07	V
7311.000	30.51	-33.10	35.40	28.21	54.00	23.49	H
9748.000	32.21	-31.86	36.60	27.47	54.00	21.80	H
12185.000	34.84	-29.45	38.80	25.49	54.00	19.16	H

Ch9

Frequency (MHz)	Measurement Result (dBuV/m)	Cable Loss (dB)	Antenna Factor (dB/m)	Receiver Reading (dBuV)	Limit (dBuV/m)	Margin (dB)	Antenna Pol. (H/V)
2483.730	48.51	4.65	32.30	11.55	54.00	5.49	V
2484.300	48.52	4.65	32.31	11.56	54.00	5.48	V
4904.000	29.34	-34.56	33.89	30.01	54.00	24.66	H
7356.000	30.94	-32.86	35.41	28.39	54.00	23.06	H
9808.000	31.74	-31.93	36.52	27.15	54.00	22.26	V
12260.000	34.52	-29.55	38.68	25.39	54.00	19.49	V

©Copyright. All rights reserved by CTTL.

Average

802.11b

Ch1

Frequency (MHz)	Measurement Result (dBuV/m)	Cable Loss (dB)	Antenna Factor (dB/m)	Receiver Reading (dBuV)	Limit (dBuV/m)	Margin (dB)	Antenna Pol. (H/V)
2387.340	48.27	4.61	31.65	12.01	54.00	5.73	V
2387.400	48.25	4.61	31.65	11.99	54.00	5.75	V
4824.000	29.40	-35.02	33.86	30.56	54.00	24.60	V
7236.667	33.69	-33.18	35.65	31.22	54.00	20.31	V
9648.000	32.45	-32.05	36.40	28.11	54.00	21.55	H
12060.000	34.95	-29.99	38.80	26.13	54.00	19.05	H

Ch6

Frequency (MHz)	Measurement Result (dBuV/m)	Cable Loss (dB)	Antenna Factor (dB/m)	Receiver Reading (dBuV)	Limit (dBuV/m)	Margin (dB)	Antenna Pol. (H/V)
2388.510	48.08	4.61	31.66	11.80	54.00	5.93	V
2485.380	48.55	4.65	32.31	11.58	54.00	5.46	V
4874.000	30.54	-34.48	33.80	31.23	54.00	23.46	V
7312.000	31.82	-33.10	35.40	29.52	54.00	22.18	V
9748.000	32.19	-31.86	36.60	27.45	54.00	21.81	H
12185.000	34.95	-29.45	38.80	25.60	54.00	19.05	H

Ch11

Frequency (MHz)	Measurement Result (dBuV/m)	Cable Loss (dB)	Antenna Factor (dB/m)	Receiver Reading (dBuV)	Limit (dBuV/m)	Margin (dB)	Antenna Pol. (H/V)
2485.200	48.60	4.65	32.31	11.64	54.00	5.40	V
2485.260	48.61	4.65	32.31	11.65	54.00	5.39	V
4924.000	29.76	-34.80	33.85	30.72	54.00	24.24	H
7386.000	33.68	-32.81	35.47	31.02	54.00	20.32	H
9848.000	32.47	-32.00	36.60	27.87	54.00	21.53	V
12310.000	34.94	-29.70	38.60	26.05	54.00	19.06	V

©Copyright. All rights reserved by CTTL.

802.11g

Ch1

Frequency (MHz)	Measurement Result (dBuV/m)	Cable Loss (dB)	Antenna Factor (dB/m)	Receiver Reading (dBuV)	Limit (dBuV/m)	Margin (dB)	Antenna Pol. (H/V)
2389.950	48.82	4.62	31.68	12.52	54.00	5.18	V
2389.980	48.83	4.62	31.68	12.54	54.00	5.17	V
4824.000	29.27	-35.02	33.86	30.44	54.00	24.73	H
7236.000	30.66	-33.18	35.64	28.19	54.00	23.34	H
9648.000	32.30	-32.05	36.40	27.96	54.00	21.70	H
12060.000	34.75	-29.99	38.80	25.94	54.00	19.25	V

Ch6

Frequency (MHz)	Measurement Result (dBuV/m)	Cable Loss (dB)	Antenna Factor (dB/m)	Receiver Reading (dBuV)	Limit (dBuV/m)	Margin (dB)	Antenna Pol. (H/V)
2389.260	48.00	4.61	31.67	11.72	54.00	6.00	V
2486.820	48.54	4.64	32.32	11.57	54.00	5.46	V
4874.000	28.91	-34.48	33.80	29.59	54.00	25.10	H
7311.000	30.52	-33.10	35.40	28.22	54.00	23.48	V
9748.000	32.05	-31.86	36.60	27.32	54.00	21.95	H
12185.000	34.84	-29.45	38.80	25.49	54.00	19.16	H

Ch11

Frequency (MHz)	Measurement Result (dBuV/m)	Cable Loss (dB)	Antenna Factor (dB/m)	Receiver Reading (dBuV)	Limit (dBuV/m)	Margin (dB)	Antenna Pol. (H/V)
2483.850	48.61	4.65	32.30	11.66	54.00	5.39	V
2483.880	48.63	4.65	32.30	11.67	54.00	5.37	V
4924.000	29.94	-34.80	33.85	30.89	54.00	24.06	V
7386.000	31.19	-32.81	35.47	28.52	54.00	22.81	V
9848.000	32.13	-32.00	36.60	27.54	54.00	21.87	H
12310.000	34.47	-29.70	38.60	25.57	54.00	19.53	H

©Copyright. All rights reserved by CTTL.

802.11n-HT20

Ch1

Frequency (MHz)	Measurement Result (dBuV/m)	Cable Loss (dB)	Antenna Factor (dB/m)	Receiver Reading (dBuV)	Limit (dBuV/m)	Margin (dB)	Antenna Pol. (H/V)
2389.920	48.70	4.62	31.68	12.40	54.00	5.30	V
2389.950	48.71	4.62	31.68	12.42	54.00	5.29	V
4824.000	29.41	-35.02	33.86	30.58	54.00	24.59	V
7236.000	30.73	-33.18	35.64	28.26	54.00	23.27	V
9648.000	32.43	-32.05	36.40	28.09	54.00	21.57	V
12060.000	34.92	-29.99	38.80	26.11	54.00	19.08	H

Ch6

Frequency (MHz)	Measurement Result (dBuV/m)	Cable Loss (dB)	Antenna Factor (dB/m)	Receiver Reading (dBuV)	Limit (dBuV/m)	Margin (dB)	Antenna Pol. (H/V)
2389.410	48.04	4.61	31.67	11.75	54.00	5.96	V
2485.530	48.64	4.65	32.31	11.68	54.00	5.36	V
4874.000	28.90	-34.48	33.80	29.59	54.00	25.10	H
7311.000	30.60	-33.10	35.40	28.30	54.00	23.40	V
9748.000	32.10	-31.86	36.60	27.36	54.00	21.90	V
12185.000	34.90	-29.45	38.80	25.55	54.00	19.10	V

Ch11

Frequency (MHz)	Measurement Result (dBuV/m)	Cable Loss (dB)	Antenna Factor (dB/m)	Receiver Reading (dBuV)	Limit (dBuV/m)	Margin (dB)	Antenna Pol. (H/V)
2483.700	48.60	4.65	32.30	11.64	54.00	5.40	V
2483.880	48.61	4.65	32.30	11.65	54.00	5.40	V
4924.000	49.18	-34.80	33.85	50.13	54.00	4.82	V
7386.000	31.17	-32.81	35.47	28.51	54.00	22.83	V
9848.000	32.29	-32.00	36.60	27.70	54.00	21.71	H
12310.000	34.68	-29.70	38.60	25.79	54.00	19.32	H

©Copyright. All rights reserved by CTTL.

802.11n-HT40

Ch3

Frequency (MHz)	Measurement Result (dBuV/m)	Cable Loss (dB)	Antenna Factor (dB/m)	Receiver Reading (dBuV)	Limit (dBuV/m)	Margin (dB)	Antenna Pol. (H/V)
2388.750	48.06	4.61	31.67	11.78	54.00	5.94	V
2389.230	48.05	4.61	31.67	11.76	54.00	5.95	V
4844.000	28.81	-34.90	33.74	29.98	54.00	25.19	V
7266.000	30.55	-33.31	35.60	28.26	54.00	23.45	V
9688.000	32.31	-31.89	36.48	27.72	54.00	21.69	H
12110.000	34.67	-29.78	38.80	25.65	54.00	19.33	H

Ch6

Frequency (MHz)	Measurement Result (dBuV/m)	Cable Loss (dB)	Antenna Factor (dB/m)	Receiver Reading (dBuV)	Limit (dBuV/m)	Margin (dB)	Antenna Pol. (H/V)
2388.840	48.01	4.61	31.67	11.73	54.00	5.99	V
2486.700	48.57	4.64	32.32	11.60	54.00	5.44	V
4874.000	29.13	-34.48	33.80	29.82	54.00	24.87	H
7311.000	30.64	-33.10	35.40	28.34	54.00	23.36	V
9748.000	32.15	-31.86	36.60	27.41	54.00	21.86	V
12185.000	34.96	-29.45	38.80	25.61	54.00	19.04	V

Ch9

Frequency (MHz)	Measurement Result (dBuV/m)	Cable Loss (dB)	Antenna Factor (dB/m)	Receiver Reading (dBuV)	Limit (dBuV/m)	Margin (dB)	Antenna Pol. (H/V)
2483.580	48.59	4.65	32.30	11.64	54.00	5.41	V
2483.970	48.59	4.65	32.30	11.63	54.00	5.41	V
4904.000	29.42	-34.56	33.89	30.09	54.00	24.58	V
7356.000	31.35	-32.86	35.41	28.80	54.00	22.65	H
9808.000	31.94	-31.93	36.52	27.34	54.00	22.07	H
12260.000	34.67	-29.55	38.68	25.54	54.00	19.33	H

©Copyright. All rights reserved by CTTL.

802.11ax-HE20

Ch1

Frequency (MHz)	Measurement Result (dBuV/m)	Cable Loss (dB)	Antenna Factor (dB/m)	Receiver Reading (dBuV)	Limit (dBuV/m)	Margin (dB)	Antenna Pol. (H/V)
2389.830	48.21	4.62	31.68	11.91	54.00	5.80	V
2389.950	48.21	4.62	31.68	11.91	54.00	5.79	V
4824.000	28.95	-35.02	33.86	30.12	54.00	25.05	H
7236.000	30.43	-33.18	35.64	27.96	54.00	23.57	H
9648.000	32.22	-32.05	36.40	27.87	54.00	21.79	H
12060.000	34.83	-29.99	38.80	26.02	54.00	19.17	H

Ch6

Frequency (MHz)	Measurement Result (dBuV/m)	Cable Loss (dB)	Antenna Factor (dB/m)	Receiver Reading (dBuV)	Limit (dBuV/m)	Margin (dB)	Antenna Pol. (H/V)
2387.880	47.94	4.61	31.66	11.67	54.00	6.06	V
2489.280	48.55	4.64	32.34	11.57	54.00	5.45	V
4874.000	28.88	-34.48	33.80	29.57	54.00	25.12	H
7311.000	30.50	-33.10	35.40	28.20	54.00	23.50	H
9748.000	32.16	-31.86	36.60	27.42	54.00	21.85	V
12185.000	34.96	-29.45	38.80	25.61	54.00	19.04	H

Ch11

Frequency (MHz)	Measurement Result (dBuV/m)	Cable Loss (dB)	Antenna Factor (dB/m)	Receiver Reading (dBuV)	Limit (dBuV/m)	Margin (dB)	Antenna Pol. (H/V)
2483.730	48.56	4.65	32.30	11.61	54.00	5.44	V
2484.630	48.62	4.65	32.31	11.66	54.00	5.39	V
4924.000	28.99	-34.80	33.85	29.94	54.00	25.01	H
7386.000	31.13	-32.81	35.47	28.47	54.00	22.87	H
9848.000	32.12	-32.00	36.60	27.52	54.00	21.88	V
12310.000	34.57	-29.70	38.60	25.67	54.00	19.44	V

©Copyright. All rights reserved by CTTL.

802.11ax-HE40

Ch3

Frequency (MHz)	Measurement Result (dBuV/m)	Cable Loss (dB)	Antenna Factor (dB/m)	Receiver Reading (dBuV)	Limit (dBuV/m)	Margin (dB)	Antenna Pol. (H/V)
2389.710	47.98	4.61	31.68	11.68	54.00	6.02	V
2389.890	47.99	4.62	31.68	11.69	54.00	6.01	V
4844.000	28.93	-34.90	33.74	30.09	54.00	25.07	V
7266.000	30.87	-33.31	35.60	28.57	54.00	23.14	V
9688.000	32.43	-31.89	36.48	27.84	54.00	21.57	H
12110.000	34.72	-29.78	38.80	25.70	54.00	19.28	V

Ch6

Frequency (MHz)	Measurement Result (dBuV/m)	Cable Loss (dB)	Antenna Factor (dB/m)	Receiver Reading (dBuV)	Limit (dBuV/m)	Margin (dB)	Antenna Pol. (H/V)
2389.350	47.98	4.61	31.67	11.69	54.00	6.02	V
2484.690	48.59	4.65	32.31	11.63	54.00	5.42	V
4874.000	28.73	-34.48	33.80	29.42	54.00	25.27	V
7311.000	30.63	-33.10	35.40	28.33	54.00	23.37	H
9748.000	31.89	-31.86	36.60	27.15	54.00	22.11	V
12185.000	34.67	-29.45	38.80	25.32	54.00	19.33	H

Ch9

Frequency (MHz)	Measurement Result (dBuV/m)	Cable Loss (dB)	Antenna Factor (dB/m)	Receiver Reading (dBuV)	Limit (dBuV/m)	Margin (dB)	Antenna Pol. (H/V)
2484.990	48.61	4.65	32.31	11.65	54.00	5.39	V
2486.850	48.63	4.64	32.32	11.66	54.00	5.37	V
4904.000	29.18	-34.56	33.89	29.85	54.00	24.82	V
7356.000	31.07	-32.86	35.41	28.52	54.00	22.93	H
9808.000	31.75	-31.93	36.52	27.16	54.00	22.25	V
12260.000	34.35	-29.55	38.68	25.22	54.00	19.65	H

©Copyright. All rights reserved by CTTL.

802.11ax-HE20 RU26

Ch1

Frequency (MHz)	Measurement Result (dBuV/m)	Cable Loss (dB)	Antenna Factor (dB/m)	Receiver Reading (dBuV)	Limit (dBuV/m)	Margin (dB)	Antenna Pol. (H/V)
2388.036	61.08	4.61	31.66	24.81	74.00	12.92	V
2389.128	61.27	4.61	31.67	24.99	74.00	12.73	V
4824.000	41.47	-35.02	33.86	42.64	74.00	32.53	V
7235.000	42.62	-33.17	35.64	40.15	74.00	31.38	H
9648.500	45.55	-32.05	36.40	41.21	74.00	28.45	V
12060.000	46.78	-29.99	38.80	37.96	74.00	27.23	H

Ch6

Frequency (MHz)	Measurement Result (dBuV/m)	Cable Loss (dB)	Antenna Factor (dB/m)	Receiver Reading (dBuV)	Limit (dBuV/m)	Margin (dB)	Antenna Pol. (H/V)
2332.800	45.55	-35.74	31.34	49.95	74.00	28.46	H
2588.600	48.08	-35.58	32.42	51.23	74.00	25.92	H
4871.000	40.66	-34.53	33.78	41.40	74.00	33.34	V
7310.500	42.49	-33.11	35.40	40.20	74.00	31.51	H
9748.000	43.41	-31.86	36.60	38.67	74.00	30.60	V
12185.500	46.12	-29.45	38.80	36.77	74.00	27.88	V

Ch11

Frequency (MHz)	Measurement Result (dBuV/m)	Cable Loss (dB)	Antenna Factor (dB/m)	Receiver Reading (dBuV)	Limit (dBuV/m)	Margin (dB)	Antenna Pol. (H/V)
2485.215	62.50	4.65	32.31	25.54	74.00	11.50	V
2488.420	62.46	4.64	32.33	25.49	74.00	11.54	H
4924.000	41.00	-34.80	33.85	41.95	74.00	33.00	V
7386.500	43.16	-32.81	35.47	40.50	74.00	30.84	H
9848.000	43.96	-32.00	36.60	39.37	74.00	30.04	H
12308.500	45.57	-29.70	38.60	36.66	74.00	28.44	H

©Copyright. All rights reserved by CTTL.

802.11ax-HE40 RU26

Ch3

Frequency (MHz)	Measurement Result (dBuV/m)	Cable Loss (dB)	Antenna Factor (dB/m)	Receiver Reading (dBuV)	Limit (dBuV/m)	Margin (dB)	Antenna Pol. (H/V)
2385.208	62.14	4.60	31.62	25.91	74.00	11.87	V
2389.366	61.52	4.61	31.67	25.23	74.00	12.48	V
4845.000	41.93	-34.89	33.73	43.08	74.00	32.08	H
7264.000	42.96	-33.30	35.62	40.64	74.00	31.04	V
9686.500	44.67	-31.89	36.47	40.09	74.00	29.33	V
12110.000	46.77	-29.78	38.80	37.74	74.00	27.23	H

Ch6

Frequency (MHz)	Measurement Result (dBuV/m)	Cable Loss (dB)	Antenna Factor (dB/m)	Receiver Reading (dBuV)	Limit (dBuV/m)	Margin (dB)	Antenna Pol. (H/V)
2364.600	46.20	-35.68	31.38	50.50	74.00	27.80	H
2510.400	46.45	-35.80	32.44	49.81	74.00	27.55	H
4874.000	41.10	-34.48	33.80	41.78	74.00	32.91	V
7312.000	42.76	-33.10	35.40	40.46	74.00	31.24	H
9748.500	43.90	-31.86	36.60	39.16	74.00	30.10	V
12186.000	46.63	-29.45	38.80	37.28	74.00	27.37	H

Ch9

Frequency (MHz)	Measurement Result (dBuV/m)	Cable Loss (dB)	Antenna Factor (dB/m)	Receiver Reading (dBuV)	Limit (dBuV/m)	Margin (dB)	Antenna Pol. (H/V)
2487.065	62.45	4.64	32.32	25.48	74.00	11.55	H
2490.580	63.56	4.63	32.34	26.58	74.00	10.45	H
4903.500	41.57	-34.56	33.89	42.23	74.00	32.43	H
7355.500	43.96	-32.86	35.41	41.41	74.00	30.04	H
9808.000	43.79	-31.93	36.52	39.20	74.00	30.21	H
12261.000	46.66	-29.55	38.68	37.53	74.00	27.35	V

Note: the spurious emission above 18G is noise only and did not show on the report.

©Copyright. All rights reserved by CTTL.

Test graphs as below:

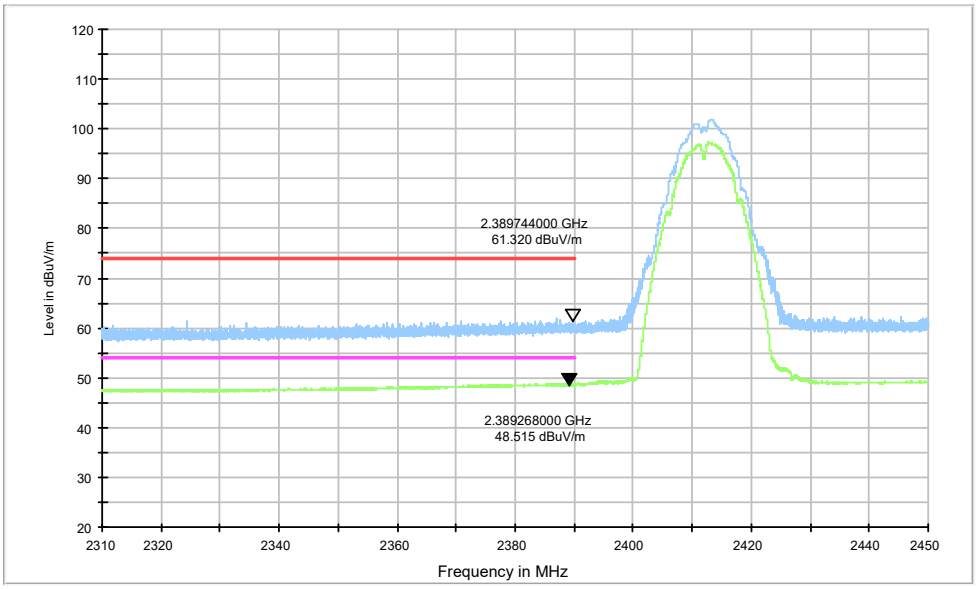

Fig.A.6.2.4 Transmitter Spurious Emission - Radiated (Power): 802.11b, ch1, 2.31 GHz – 2.43GHz

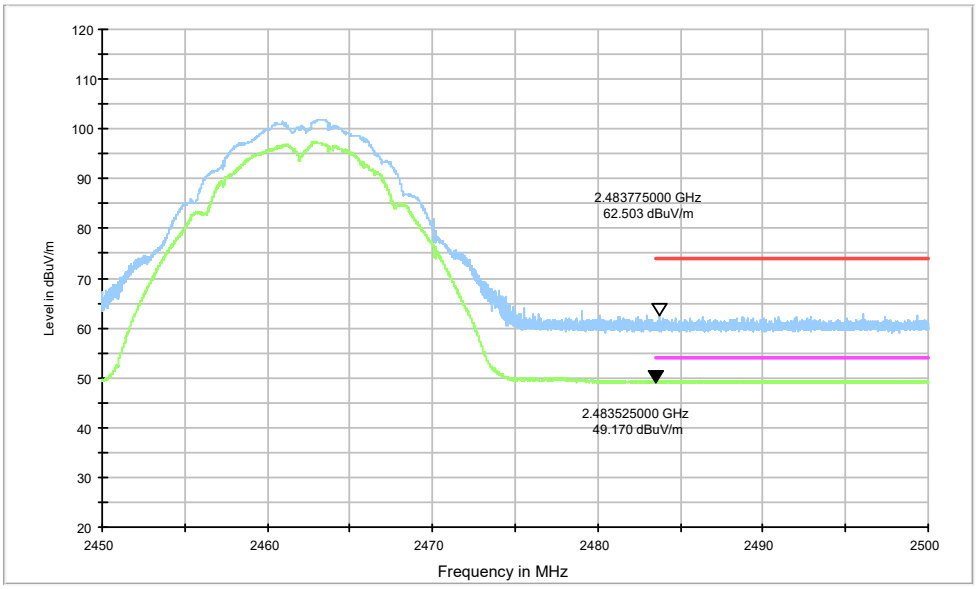

Fig.A.6.2.5 Transmitter Spurious Emission - Radiated (Power): 802.11b, ch11, 2.45 GHz - 2.50GHz

©Copyright. All rights reserved by CTTL.

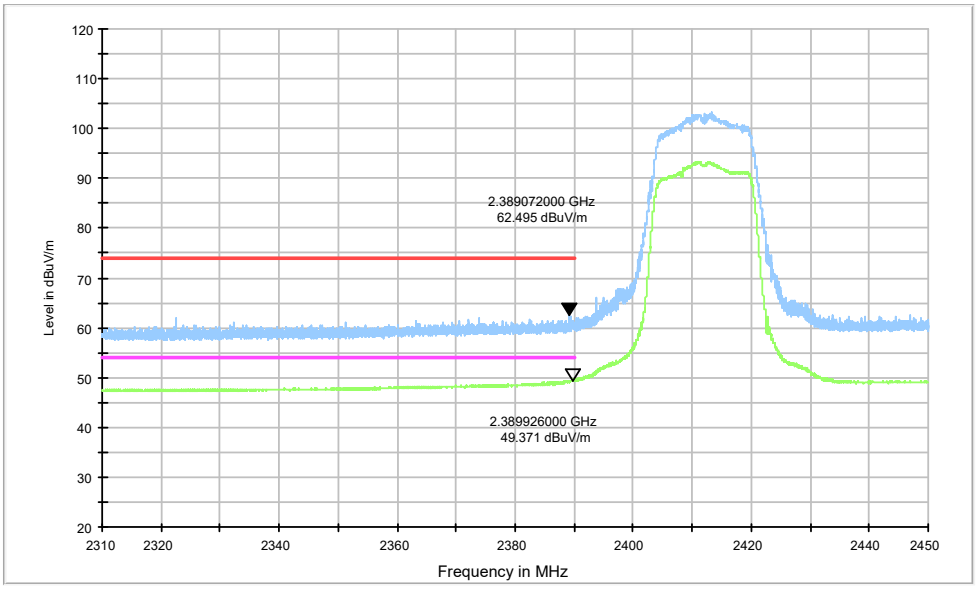

Fig.A.6.2.6 Transmitter Spurious Emission - Radiated (Power): 802.11g, ch1, 2.31 GHz - 2.43GHz

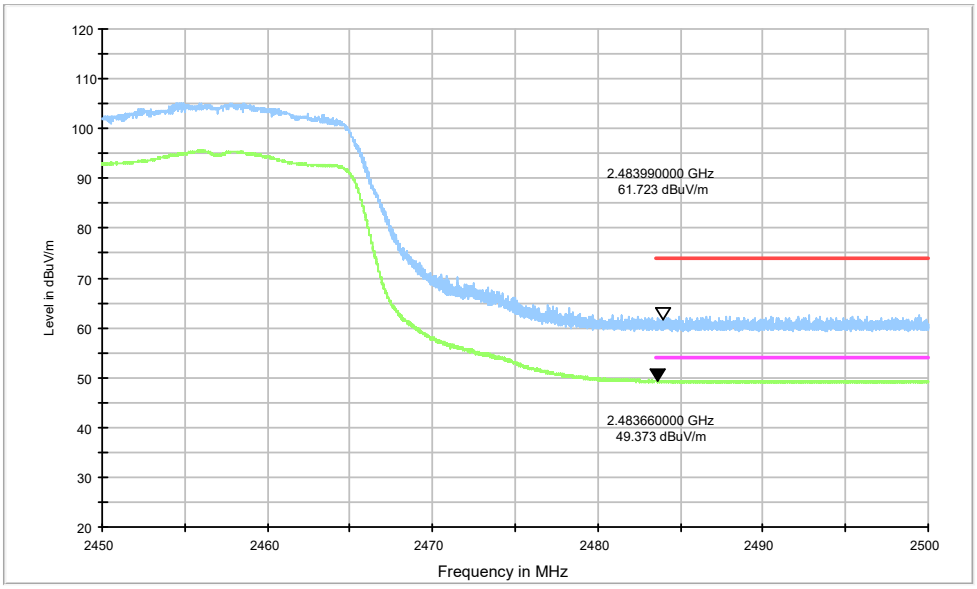

Fig.A.6.2.7 Transmitter Spurious Emission - Radiated (Power): 802.11g, ch10, 2.45 GHz - 2.50GHz

©Copyright. All rights reserved by CTTL.

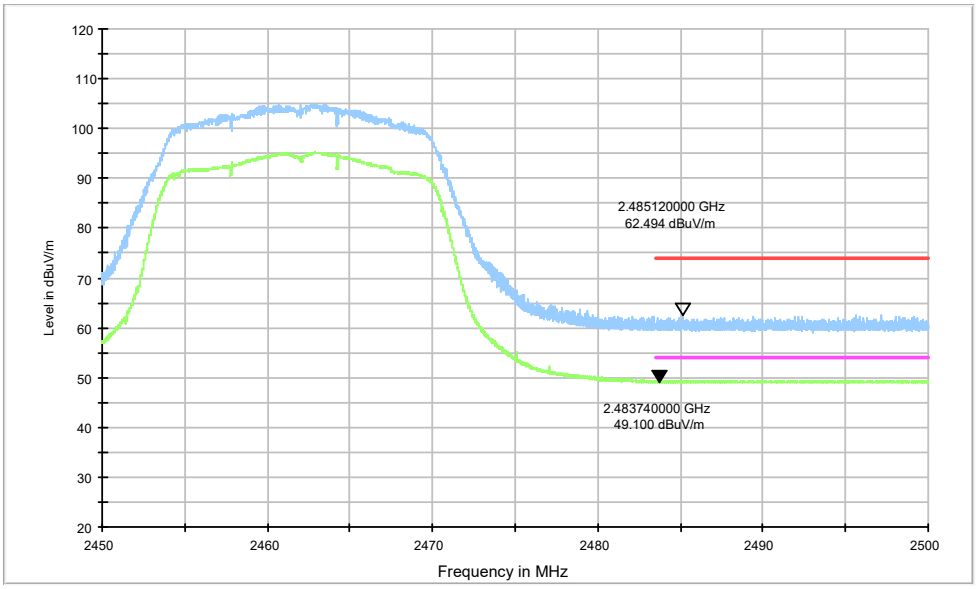

Fig.A.6.2.8 Transmitter Spurious Emission - Radiated (Power): 802.11g, ch11, 2.45 GHz - 2.50GHz

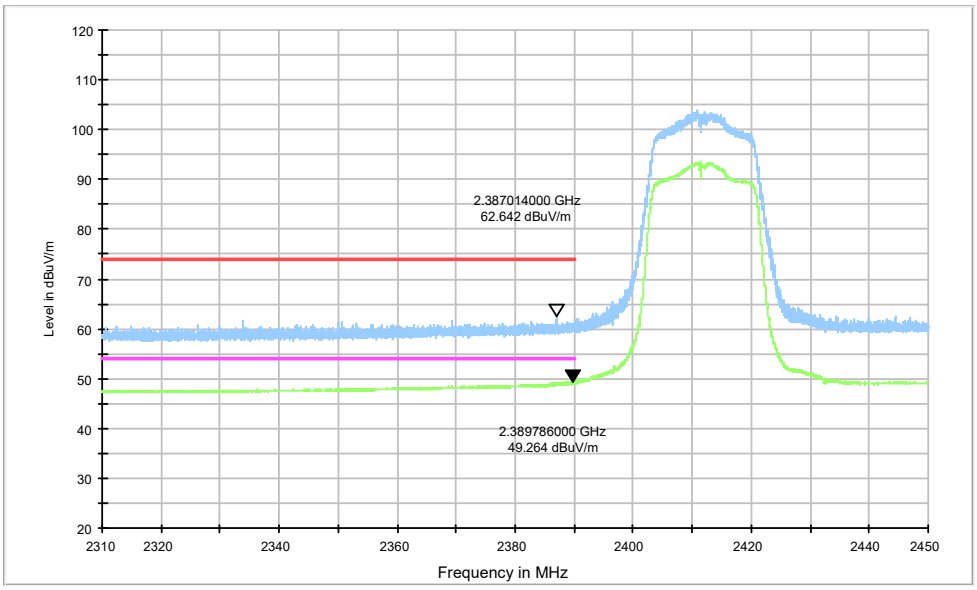

Fig.A.6.2.9 Transmitter Spurious Emission - Radiated (Power): 802.11n-HT20, ch1, 2.31 GHz - 2.43GHz

©Copyright. All rights reserved by CTTL.

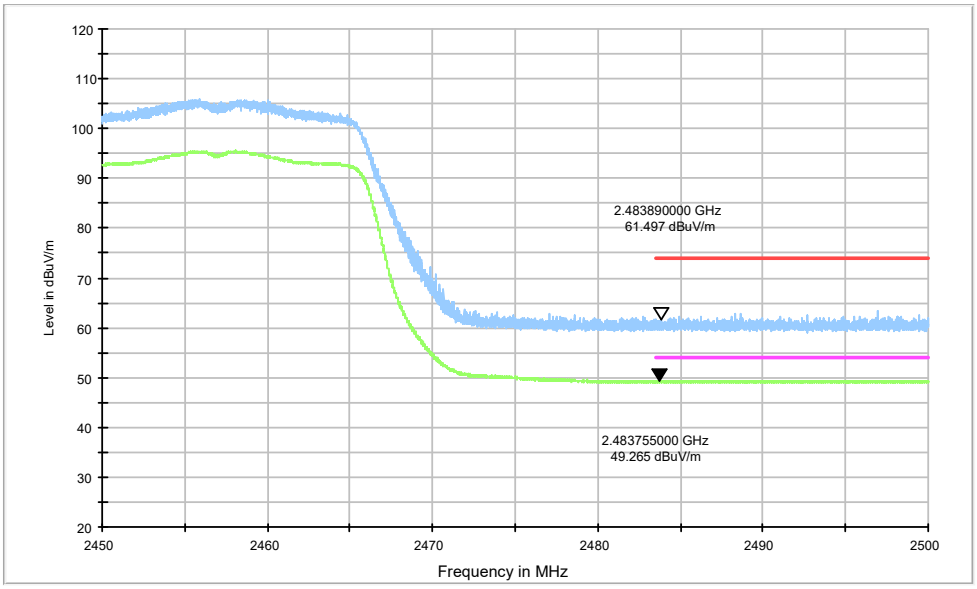

Fig.A.6.2.10 Transmitter Spurious Emission - Radiated (Power): 802.11n-HT20, ch10, 2.45 GHz - 2.50GHz

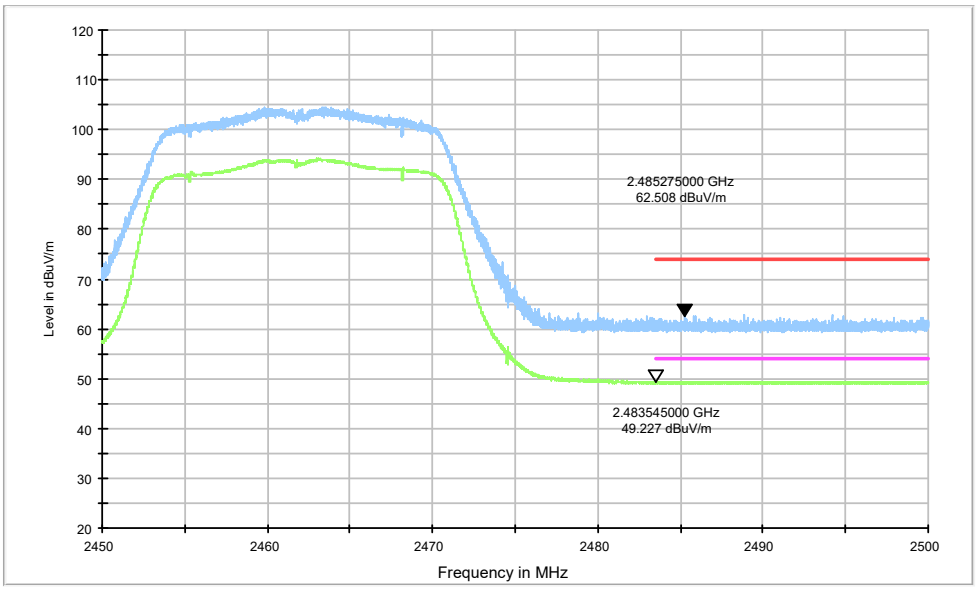

Fig.A.6.2.11 Transmitter Spurious Emission - Radiated (Power): 802.11n-HT20, ch11, 2.45 GHz - 2.50GHz

©Copyright. All rights reserved by CTTL.

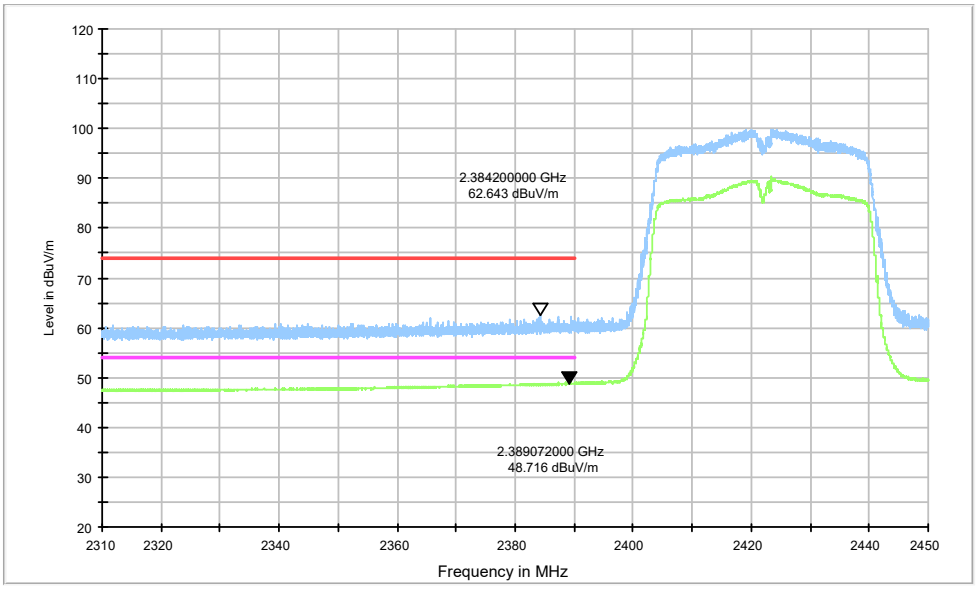

Fig.A.6.2.12 Transmitter Spurious Emission - Radiated (Power): 802.11n-HT40, ch3, 2.31 GHz - 2.43GHz

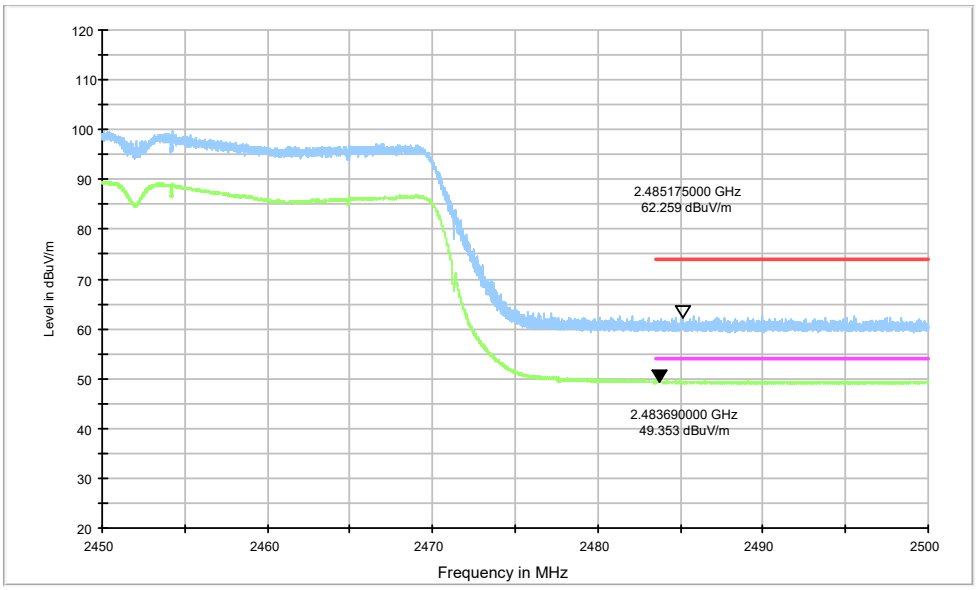

Fig.A.6.2.13 Transmitter Spurious Emission - Radiated (Power): 802.11n-HT40, ch9, 2.45 GHz - 2.50GHz

©Copyright. All rights reserved by CTTL.

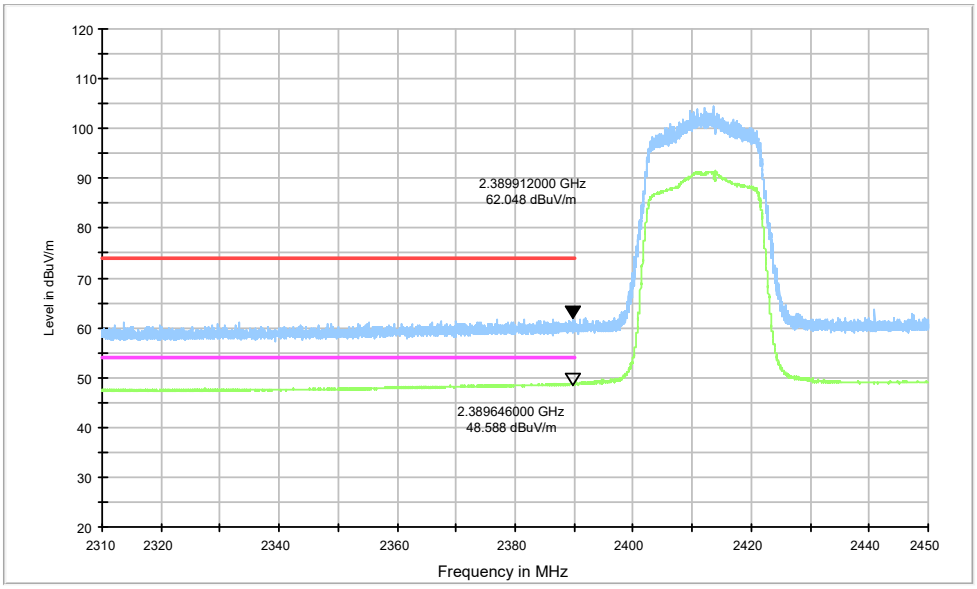

Fig.A.6.2.14 Transmitter Spurious Emission - Radiated (Power): 802.11ax-HE20, ch1, 2.31 GHz - 2.43GHz

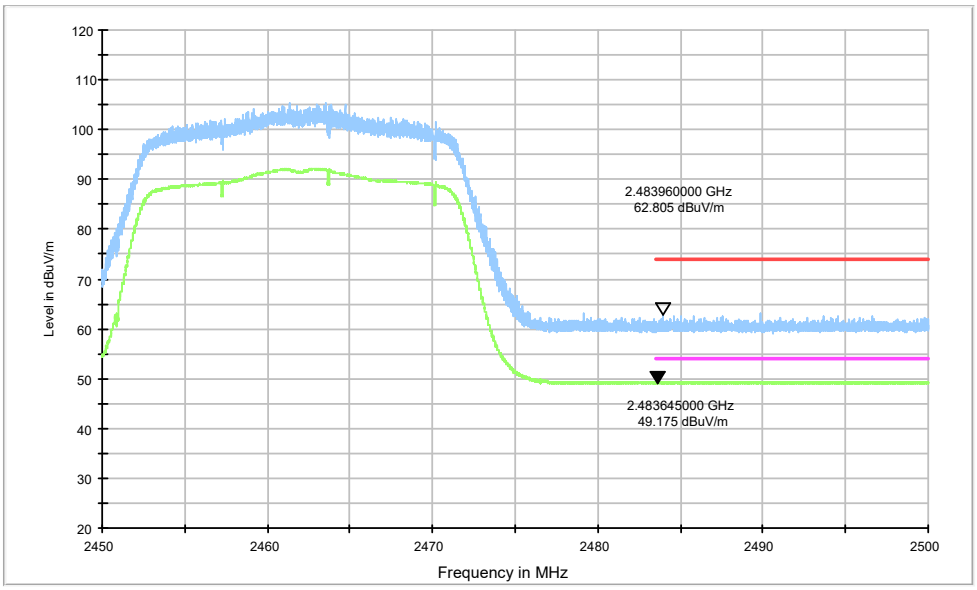

Fig.A.6.2.15 Transmitter Spurious Emission - Radiated (Power): 802.11ax -HE20, ch11, 2.45 GHz - 2.50GHz

©Copyright. All rights reserved by CTTL.

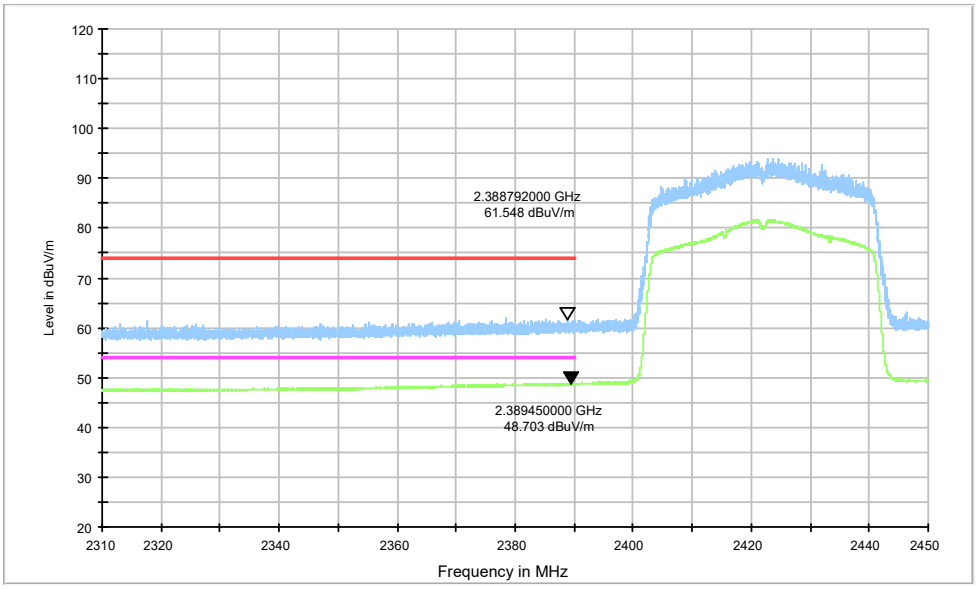

Fig.A.6.2.16 Transmitter Spurious Emission - Radiated (Power): 802.11ax-HE40, ch3, 2.31 GHz - 2.43GHz

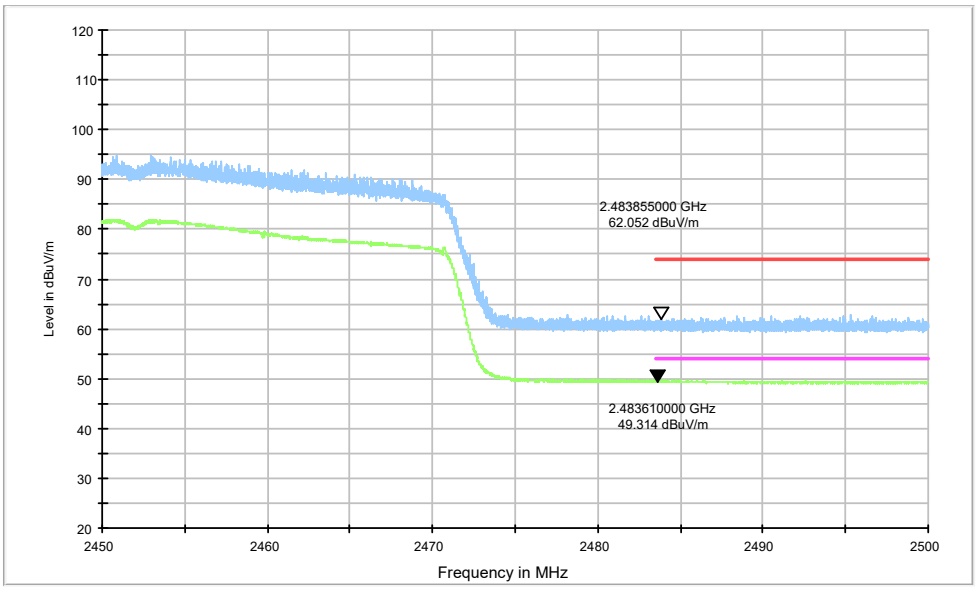

Fig.A.6.2.17 Transmitter Spurious Emission - Radiated (Power): 802.11ax-HE40, ch9, 2.45 GHz - 2.50GHz

©Copyright. All rights reserved by CTTL.

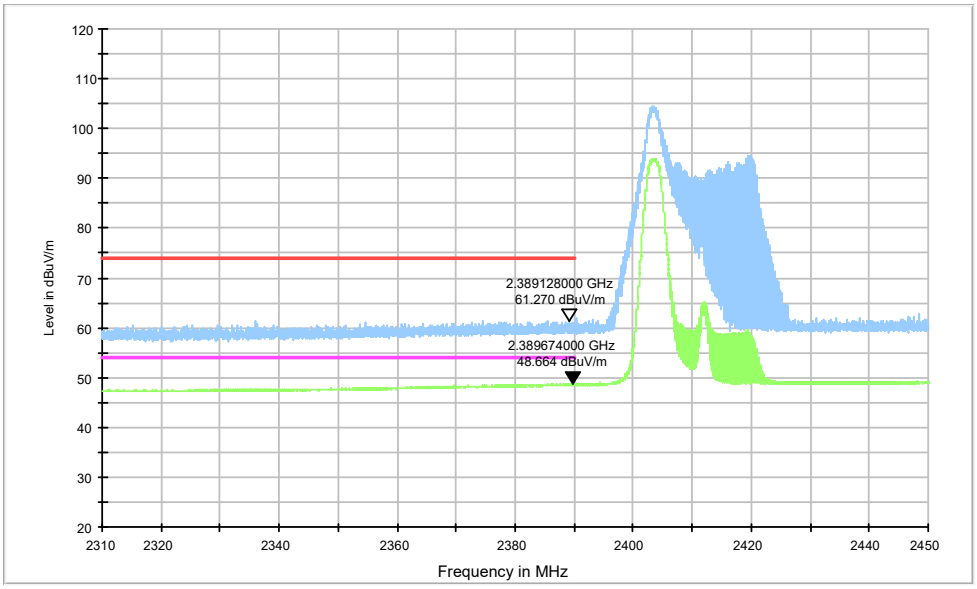

Fig.A.6.2.18 Transmitter Spurious Emission - Radiated (Power): 802.11ax-HE20 RU26, ch1, 2.31 GHz - 2.43GHz

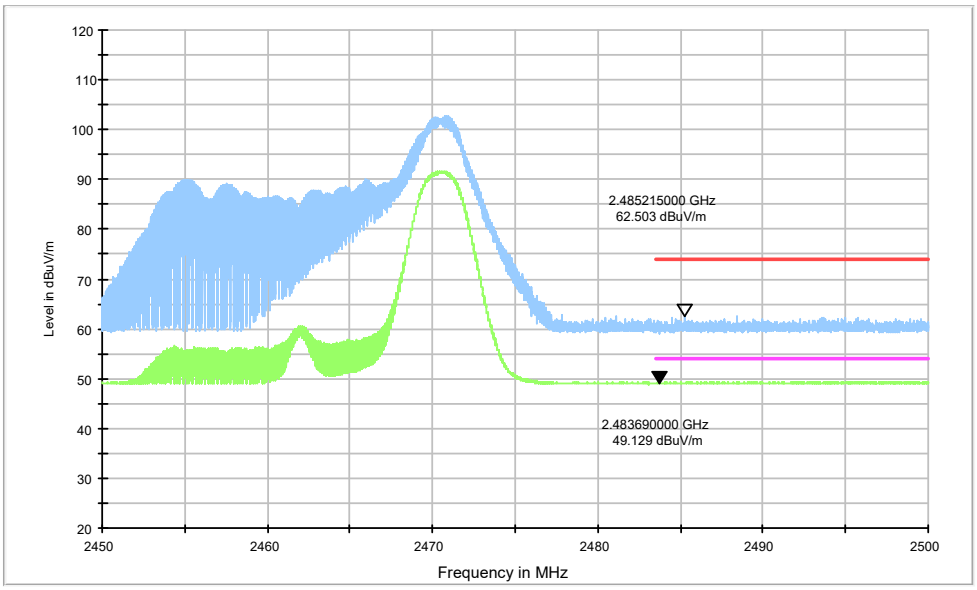

Fig.A.6.2.19 Transmitter Spurious Emission - Radiated (Power): 802.11ax -HE20 RU26, ch11, 2.45 GHz - 2.50GHz

©Copyright. All rights reserved by CTTL.

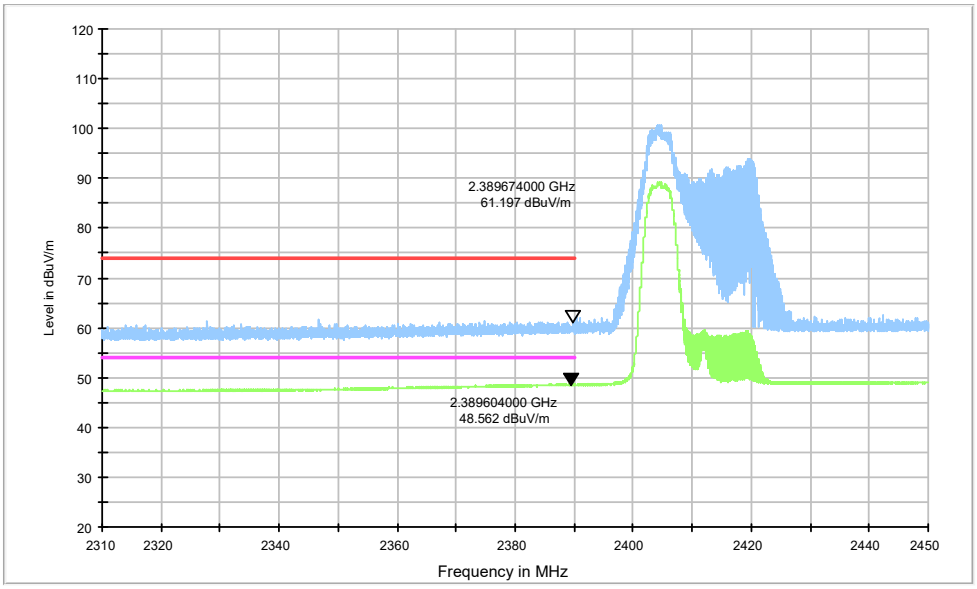

Fig.A.6.2.20 Transmitter Spurious Emission - Radiated (Power): 802.11ax-HE20 RU52, ch1, 2.31 GHz - 2.43GHz

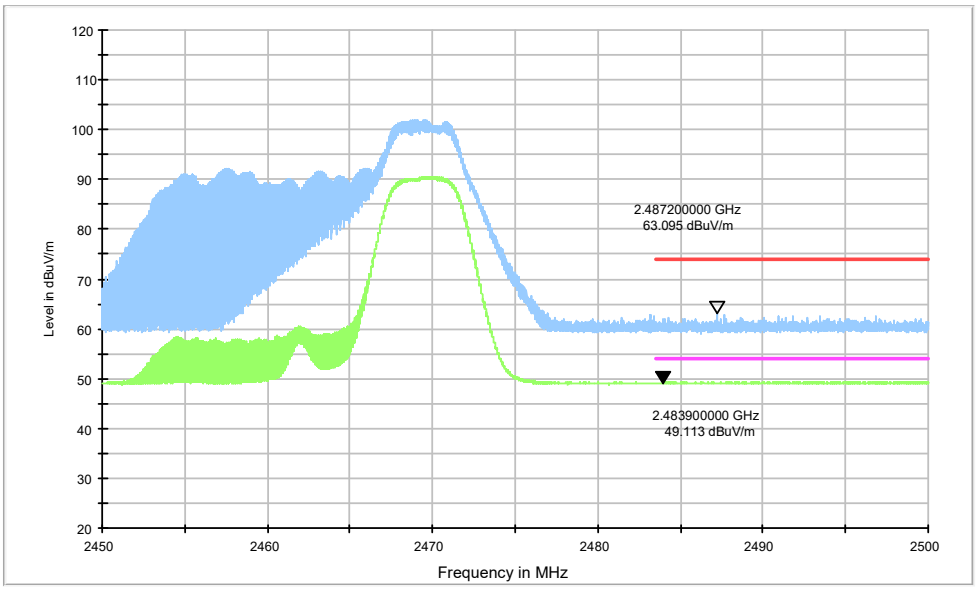

Fig.A.6.2.21 Transmitter Spurious Emission - Radiated (Power): 802.11ax -HE20 RU52, ch11, 2.45 GHz - 2.50GHz

©Copyright. All rights reserved by CTTL.

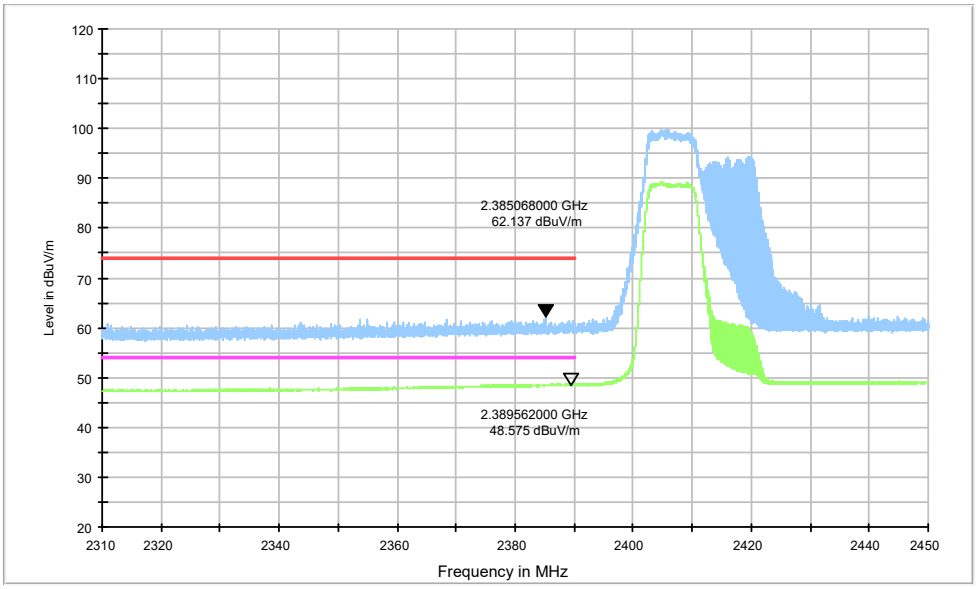

Fig.A.6.2.22 Transmitter Spurious Emission - Radiated (Power): 802.11ax-HE20 RU106, ch1, 2.31 GHz - 2.43GHz

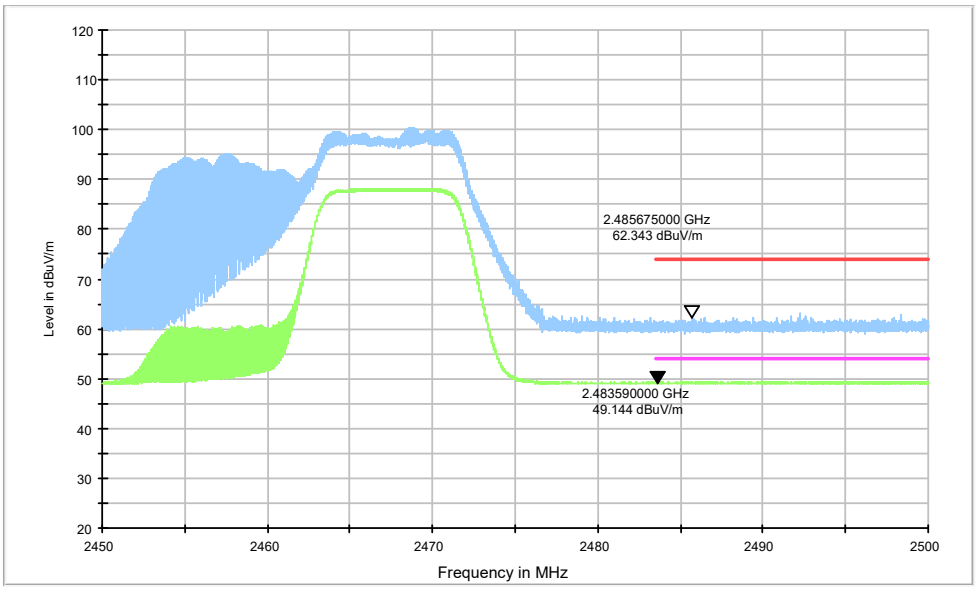

Fig.A.6.2.23 Transmitter Spurious Emission - Radiated (Power): 802.11ax -HE20 RU106, ch11, 2.45 GHz - 2.50GHz

©Copyright. All rights reserved by CTTL.

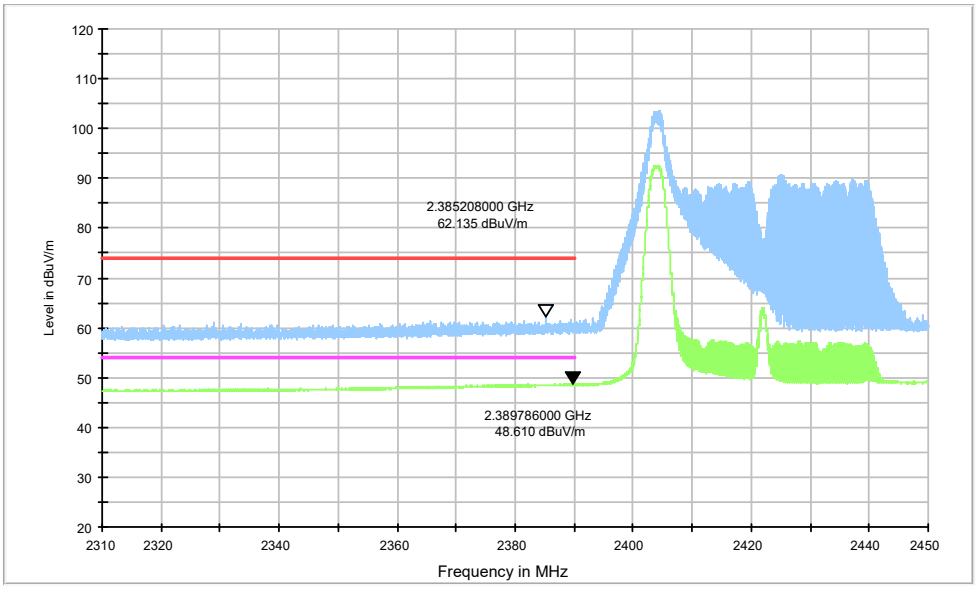

Fig.A.6.2.24 Transmitter Spurious Emission - Radiated (Power): 802.11ax-HE40 RU26, ch3, 2.31 GHz - 2.43GHz

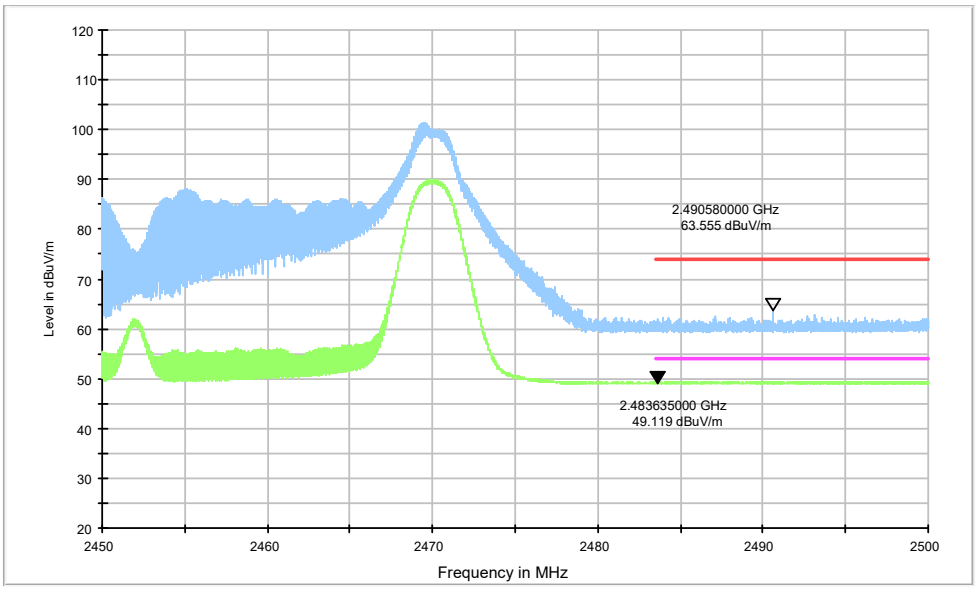

Fig.A.6.2.25 Transmitter Spurious Emission - Radiated (Power): 802.11ax-HE40 RU26, ch9, 2.45 GHz - 2.50GHz

©Copyright. All rights reserved by CTTL.

A.7. AC Power-line Conducted Emission

Summary

All AC line conducted spurious emissions are measured with a receiver connected to a grounded LISN while the EUT is operating at its maximum duty cycle, at maximum power, and at the appropriate frequencies. All data rates and modes were investigated for conducted spurious emissions. Only the conducted emissions of the configuration that produced the worst case emissions are reported in this section

Method of Measurement:

See Clause 6.2 of ANSI C63.10 specifically.

See Clause 4 and Clause 5 of ANSI C63.10 generally.

The conducted emissions from the AC port of the EUT are measured in a shielding room. The EUT is connected to a Line Impedance Stabilization Network (LISN). An overview sweep with peak detection was performed. The measurements were performed with a quasi-peak detector and if required, an average detector.

The conducted emission measurements were made with the following detector of the test receiver: Quasi-Peak / Average Detector.

The measurement bandwidth is:

Frequency of Emission (MHz)	RBW/IF bandwidth
0.15-30	9kHz

Test Condition:

Voltage（V）	Frequency（Hz）
120	60

Test setup

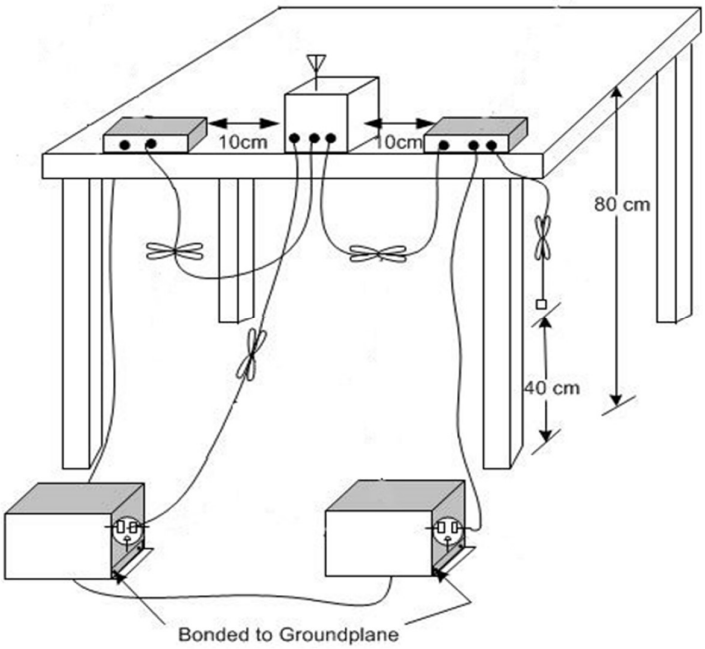

©Copyright. All rights reserved by CTTL.

Measurement Result and limit:

WLAN (Quasi-peak Limit)

Frequency range (MHz)	Quasi-peak Limit (dBμV)	Result (dBμV)		Conclusion
		With charger		
		802.11b	Idle	
0.15 to 0.5	66 to 56	Fig.A.7.1	Fig.A.7.2	P
0.5 to 5	56			
5 to 30	60			
NOTE: The limit decreases linearly with the logarithm of the frequency in the range 0.15 MHz to 0.5 MHz.				

WLAN (Average Limit)

Frequency range (MHz)	Average Limit (dBμV)	Result (dBμV)		Conclusion
		With charger		
		802.11b	Idle	
0.15 to 0.5	56 to 46	Fig.A.7.1	Fig.A.7.2	P
0.5 to 5	46			
5 to 30	50			
NOTE: The limit decreases linearly with the logarithm of the frequency in the range 0.15 MHz to 0.5 MHz.				

Conclusion: Pass

Test graphs as below:

©Copyright. All rights reserved by CTTL.

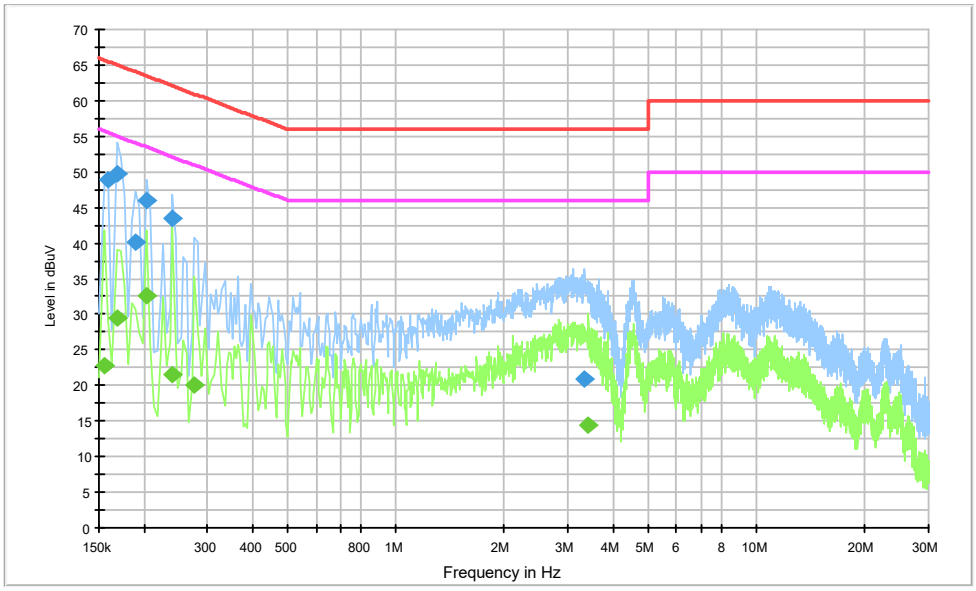

Fig.A.7.1 AC Powerline Conducted Emission-802.11b

Note: The graphic result above is the maximum of the measurements for both phase line and neutral line.

Final Result 1

Frequency (MHz)	QuasiPeak (dBμV)	Meas. Time (ms)	Bandwidth (kHz)	Line	Corr. (dB)	Margin (dB)	Limit (dBμV)
0.159000	48.9	2000.	9.000	N	19.7	16.6	65.5
0.168000	49.7	2000.	9.000	N	19.7	15.4	65.1
0.190500	40.2	2000.	9.000	L1	19.7	23.8	64.0
0.204000	46.0	2000.	9.000	N	19.7	17.4	63.4
0.240000	43.5	2000.	9.000	N	19.6	18.6	62.1
3.345000	20.9	2000.	9.000	L1	19.7	35.1	56.0

Final Result 2

Frequency (MHz)	Average (dBμV)	Meas. Time (ms)	Bandwidth (kHz)	Line	Corr. (dB)	Margin (dB)	Limit (dBμV)
0.154500	22.8	2000.0	9.000	N	19.7	33.0	55.8
0.168000	29.5	2000.0	9.000	L1	19.7	25.6	55.1
0.204000	32.7	2000.0	9.000	N	19.7	20.8	53.4
0.240000	21.6	2000.0	9.000	L1	19.6	30.5	52.1
0.276000	20.0	2000.0	9.000	L1	19.7	30.9	50.9
3.426000	14.5	2000.0	9.000	L1	19.7	31.5	46.0

©Copyright. All rights reserved by CTTL.

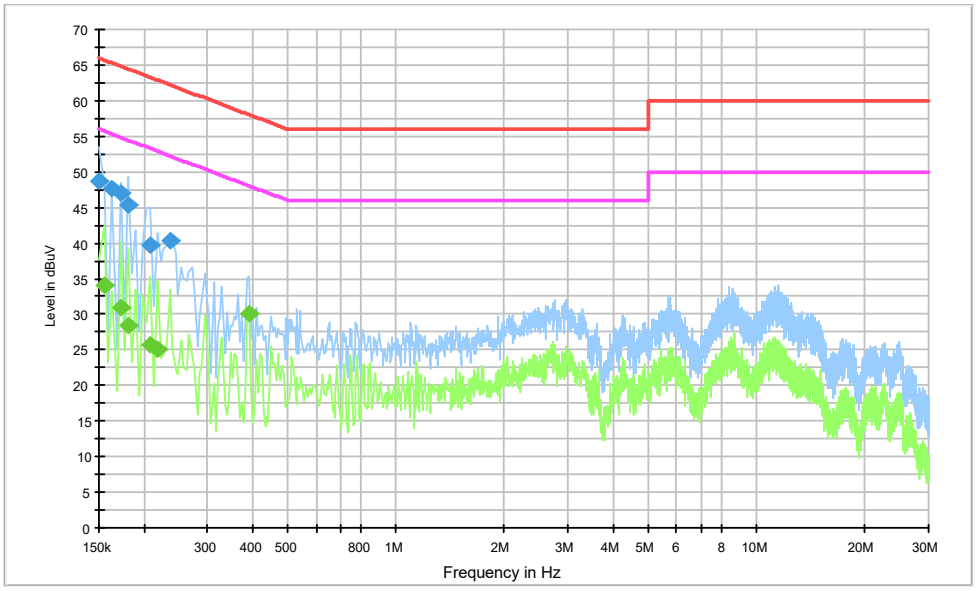

Fig.A.7.2 AC Powerline Conducted Emission-Idle

Note: The graphic result above is the maximum of the measurements for both phase line and neutral line.

Final Result 1

Frequency (MHz)	QuasiPeak (dBµV)	Meas. Time (ms)	Bandwidth (kHz)	Line	Corr. (dB)	Margin (dB)	Limit (dBµV)
0.150000	48.8	2000.	9.000	L1	19.7	17.2	66.0
0.163500	47.6	2000.	9.000	N	19.7	17.7	65.3
0.172500	47.0	2000.	9.000	N	19.7	17.9	64.8
0.181500	45.4	2000.	9.000	L1	19.7	19.0	64.4
0.208500	39.6	2000.	9.000	N	19.7	23.6	63.3
0.235500	40.4	2000.	9.000	L1	19.6	21.9	62.3

Final Result 2

Frequency (MHz)	Average (dBµV)	Meas. Time (ms)	Bandwidth (kHz)	Line	Corr. (dB)	Margin (dB)	Limit (dBµV)
0.154500	34.0	2000.0	9.000	N	19.7	21.7	55.8
0.172500	30.8	2000.0	9.000	N	19.7	24.0	54.8
0.181500	28.5	2000.0	9.000	N	19.7	25.9	54.4
0.208500	25.7	2000.0	9.000	N	19.7	27.6	53.3
0.217500	25.1	2000.0	9.000	L1	19.7	27.9	52.9
0.393000	30.1	2000.0	9.000	N	19.6	17.9	48.0

©Copyright. All rights reserved by CTTL.

ANNEX B: EUT parameters

Disclaimer: The antenna gain provided by the client may affect the validity of the measurement results in this report, and the client shall bear the impact and consequences arising therefrom.

ANNEX C: Accreditation Certificate

Accredited Laboratory

A2LA has accredited

TELECOMMUNICATION TECHNOLOGY LABS, CAICT

Beijing, People's Republic of China

for technical competence in the field of

Electrical Testing

This laboratory is accredited in accordance with the recognized International Standard ISO/IEC 17025:2017 *General requirements for the competence of testing and calibration laboratories*. This accreditation demonstrates technical competence for a defined scope and the operation of a laboratory quality management system (*refer to joint ISO-ILAC-IAF Communiqué dated April 2017*).

Presented this 26th day of June 2023.

Mr. Trace McInturff, Vice President, Accreditation Services
For the Accreditation Council
Certificate Number 7049.01
Valid to July 31, 2024

For the tests to which this accreditation applies, please refer to the laboratory's Electrical Scope of Accreditation.

*****END OF REPORT*****

©Copyright. All rights reserved by CTTL.