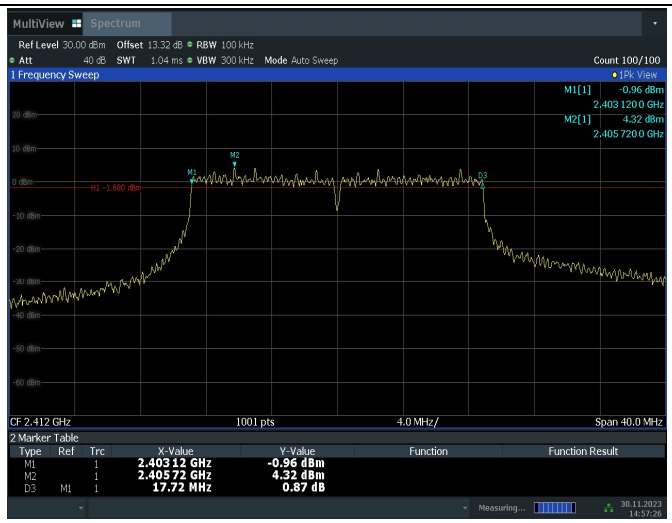

14:57:27 30.11.2023

11N20SISO_Ant6_2437

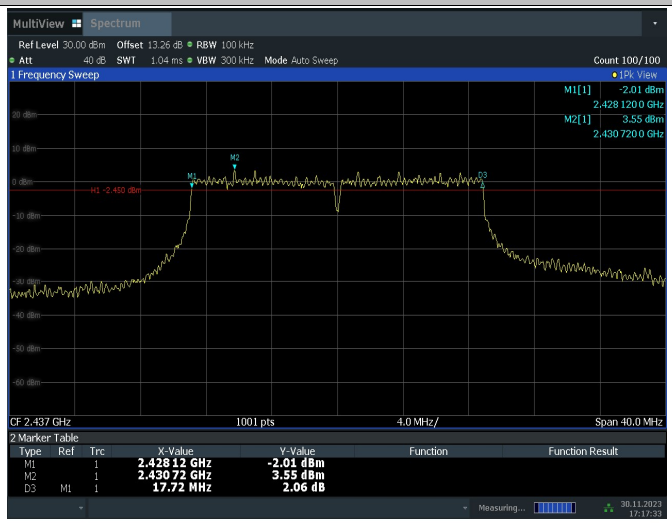

17:17:33 30.11.2023

11N20SISO_Ant6_2462

©Copyright. All rights reserved by CTTL.

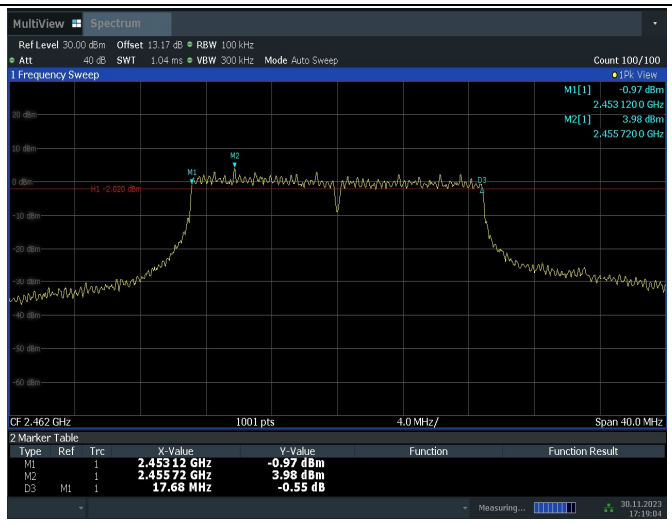

17:19:04 30.11.2023

11AX40SISO_Ant6_2422

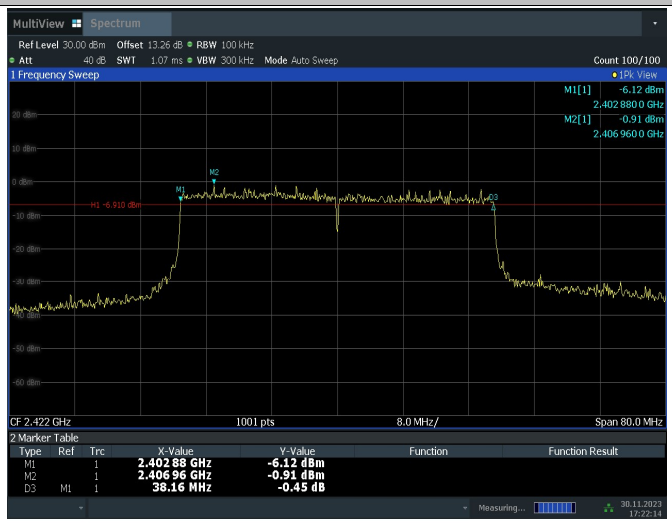

17:22:15 30.11.2023

11AX40SISO_Ant6_2437

©Copyright. All rights reserved by CTTL.

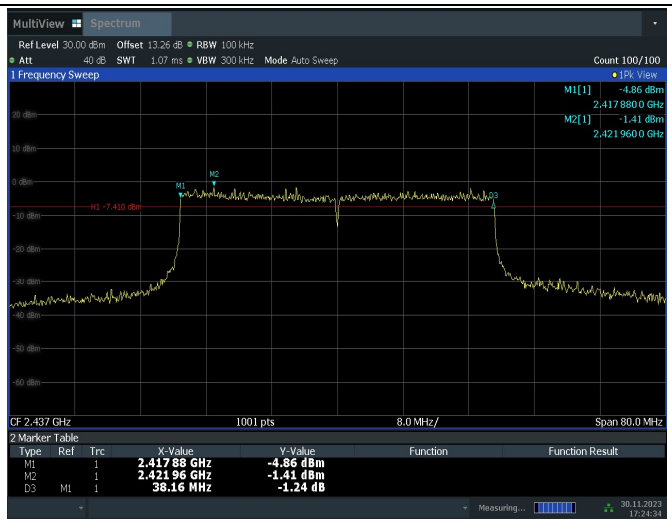

17:24:35 30.11.2023

11AX40SISO_Ant6_2452

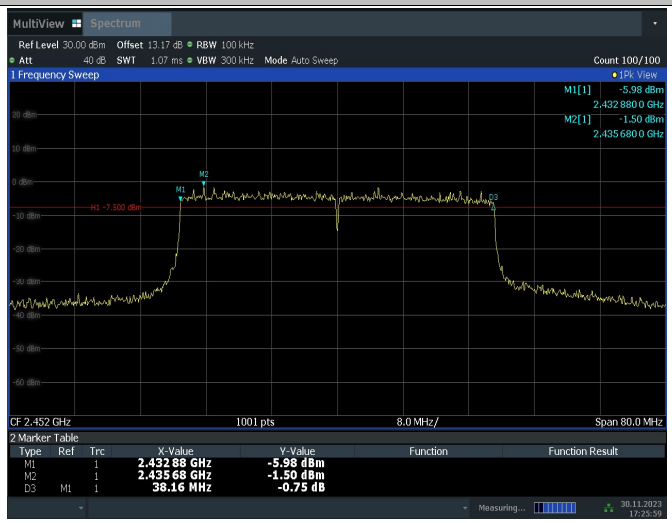

17:25:59 30.11.2023

11N20MIMO_Ant6_2412

©Copyright. All rights reserved by CTTL.

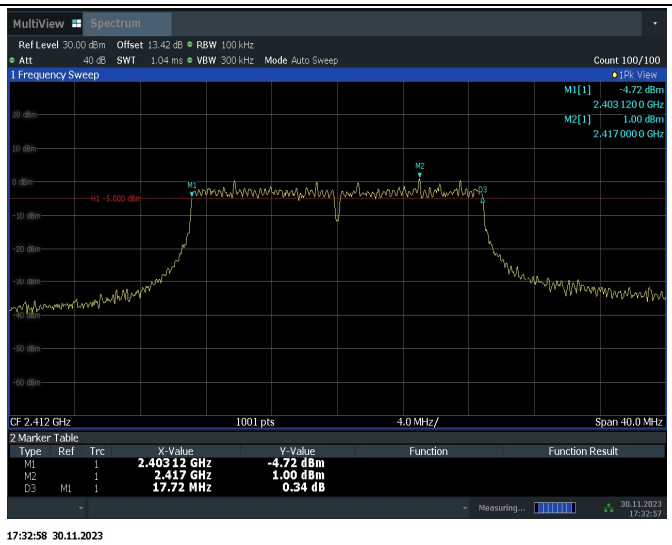

17:32:58 30.11.2023

11N20MIMO_Ant10_2412

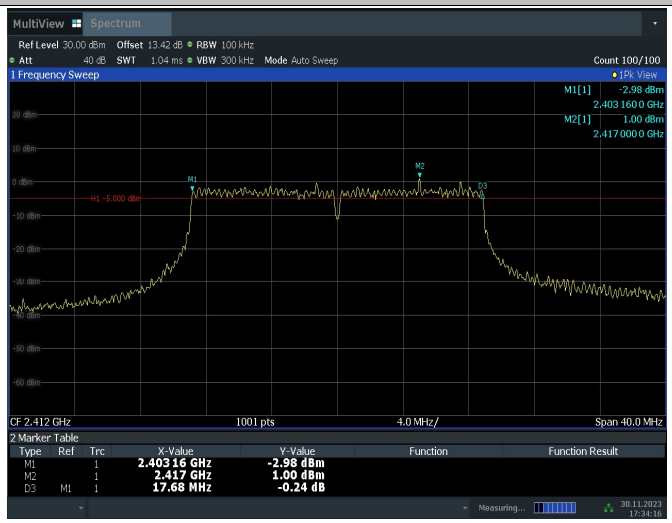

17:34:17 30.11.2023

11N20MIMO_Ant6_2437

©Copyright. All rights reserved by CTTL.

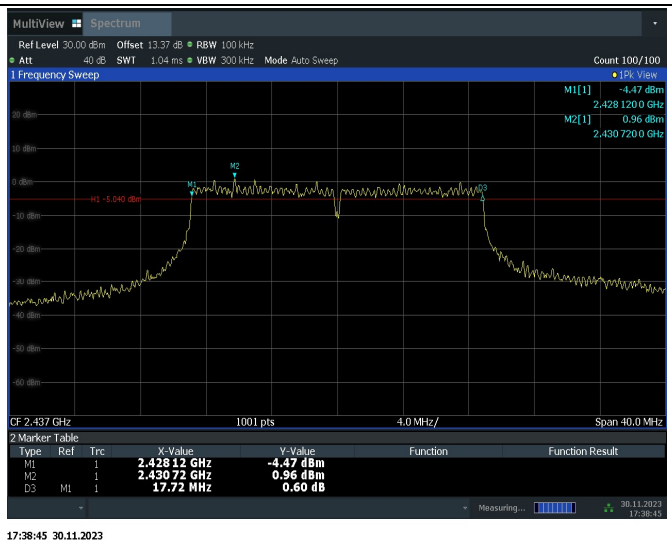

17:38:45 30.11.2023

11N20MIMO_Ant10_2437

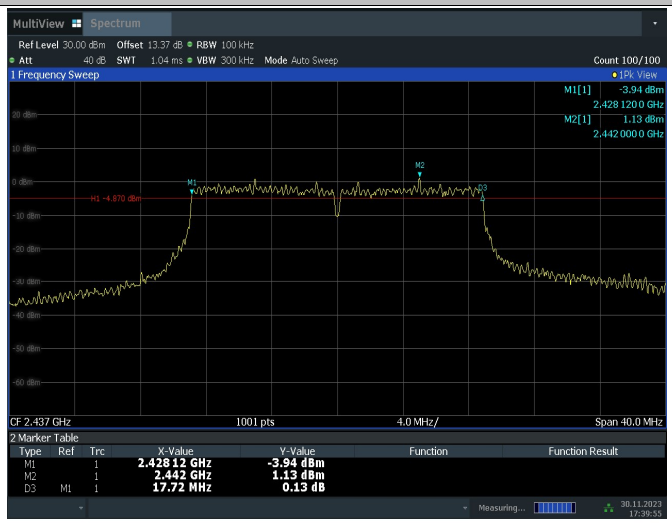

17:39:56 30.11.2023

11N20MIMO_Ant6_2462

©Copyright. All rights reserved by CTTL.

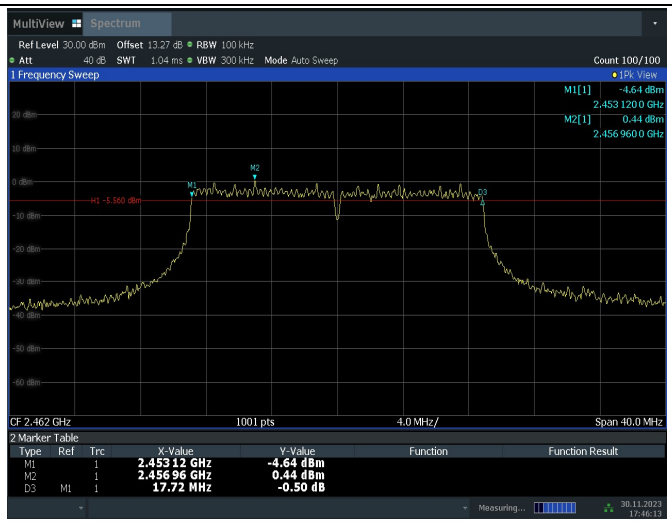

17:46:13 30.11.2023

11N20MIMO_Ant10_2462

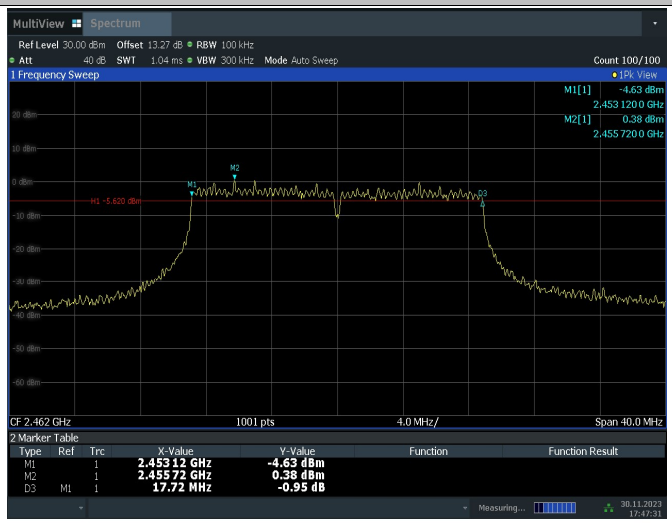

17:47:32 30.11.2023

11N40MIMO_Ant6_2422

©Copyright. All rights reserved by CTTL.

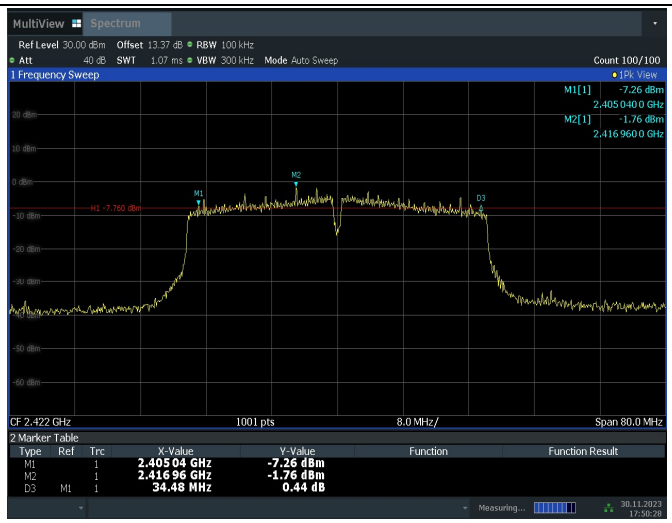

17:50:28 30.11.2023

11N40MIMO_Ant10_2422

17:51:49 30.11.2023

11N40MIMO_Ant6_2437

©Copyright. All rights reserved by CTTL.

17:59:13 30.11.2023

11N40MIMO_Ant10_2437

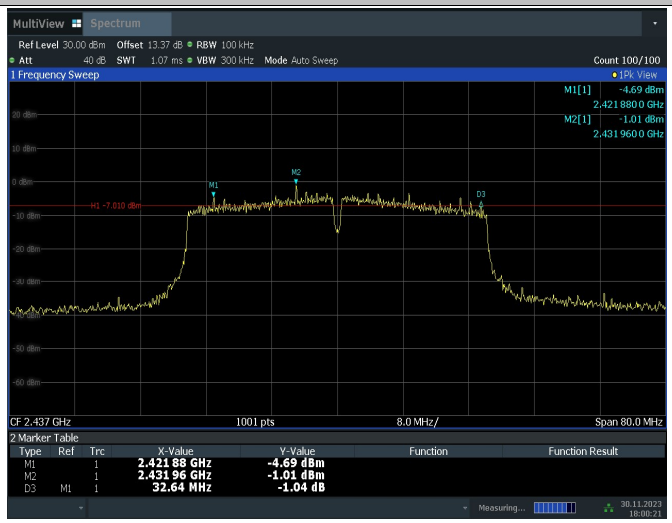

18:00:22 30.11.2023

11N40MIMO_Ant6_2452

©Copyright. All rights reserved by CTTL.

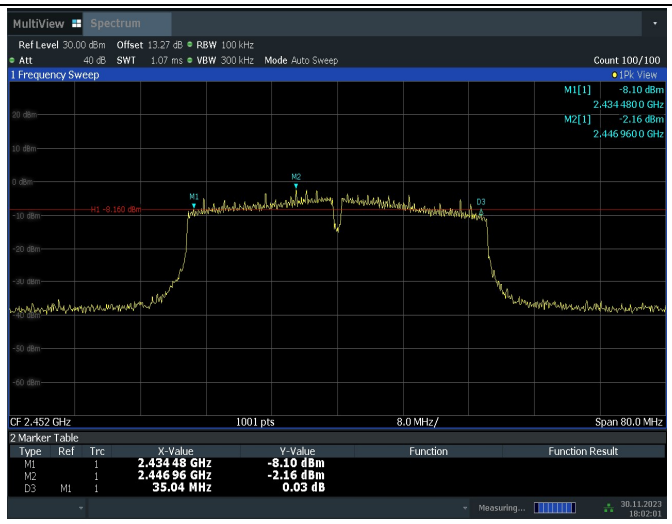

18:02:02 30.11.2023

11N40MIMO_Ant10_2452

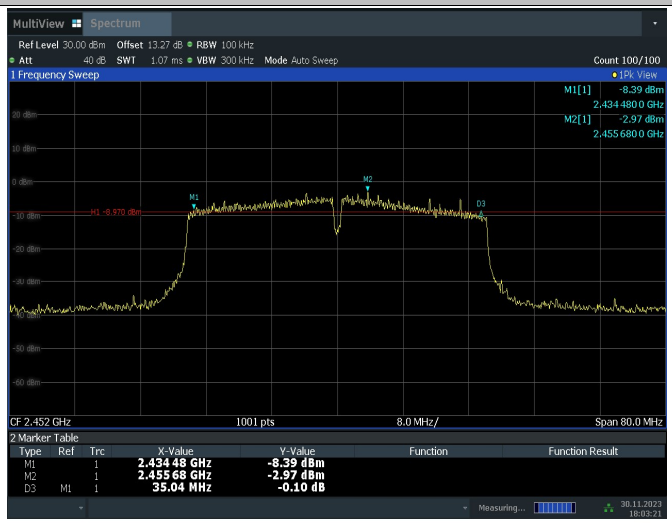

18:03:22 30.11.2023

Conclusion: Pass

©Copyright. All rights reserved by CTTL.

A.5. Band Edges Compliance

Method of Measurement: See ANSI C63.10-2013-clause 6.10.4

Connect the spectrum analyzer to the EUT using an appropriate RF cable connected to the EUT output. Configure the spectrum analyzer settings as described below.

a) Set Span = 100MHz
b) Sweep Time: coupled
c) Set the RBW= 100 kHz
c) Set the VBW= 300 kHz
d) Detector: Peak
e) Trace: Max hold

Measurement Limit:

Standard	Limit (dBc)
FCC 47 CFR Part 15.247 (d)	> 20

EUT ID: UT11a

Measurement Result:

TestMode	Antenna	ChName	Frequency[MHz]	RefLevel[dBm]	Result[dBm]	Verdict
11B	Ant6	Low	2412	7.84	-36.97	PASS
		High	2462	7.10	-46.36	PASS
11G	Ant6	Low	2412	3.97	-29.68	PASS
		High	2462	3.61	-36.76	PASS
11N20SISO	Ant6	Low	2412	3.57	-29.04	PASS
		High	2462	3.50	-33.64	PASS
11AX40SISO	Ant6	Low	2422	-1.31	-32.73	PASS
		High	2452	-1.36	-33.37	PASS
11N20MIMO	Ant6	Low	2412	0.80	-33.83	PASS
	Ant10	Low	2412	0.61	-33.47	PASS
	Ant6	High	2462	-0.08	-40.57	PASS
	Ant10	High	2462	0.22	-40.31	PASS
11N40MIMO	Ant6	Low	2422	-2.12	-36.67	PASS
	Ant10	Low	2422	-1.83	-36.75	PASS
	Ant6	High	2452	-2.01	-39.96	PASS
	Ant10	High	2452	-1.44	-39.16	PASS

©Copyright. All rights reserved by CTTL.

Test graphs as below:

11B_Ant6_Low_2412

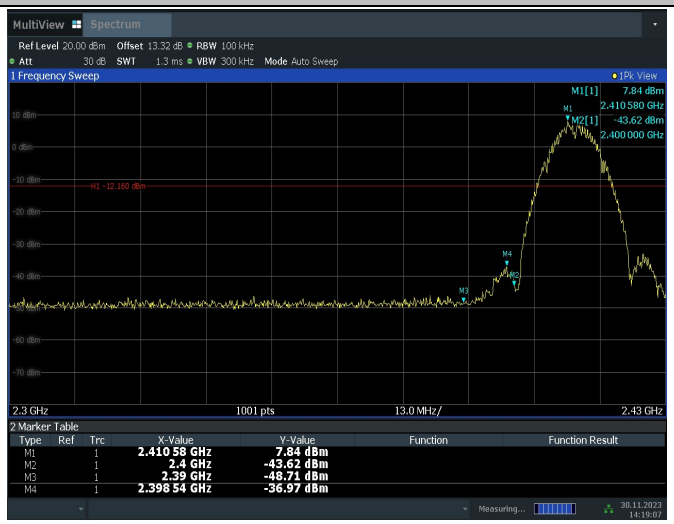

14:19:08 30.11.2023

11B_Ant6_High_2462

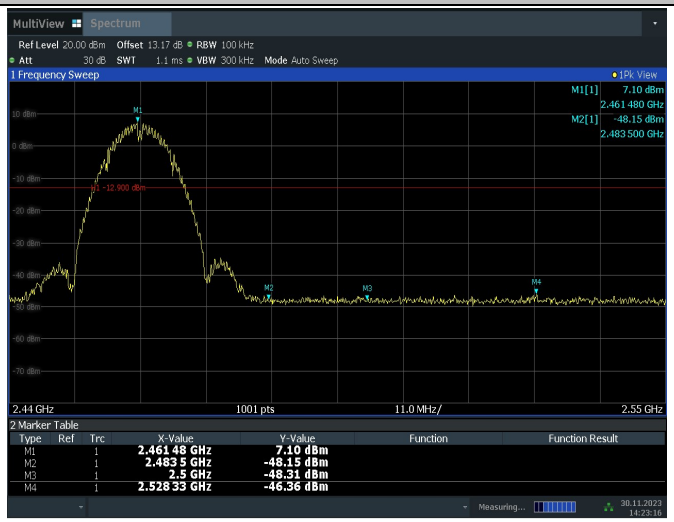

14:23:16 30.11.2023

11G_Ant6_Low_2412

©Copyright. All rights reserved by CTTL.

14:25:22 30.11.2023

11G_Ant6_High_2462

14:28:41 30.11.2023

11N20SISO_Ant6_Low_2412

©Copyright. All rights reserved by CTTL.