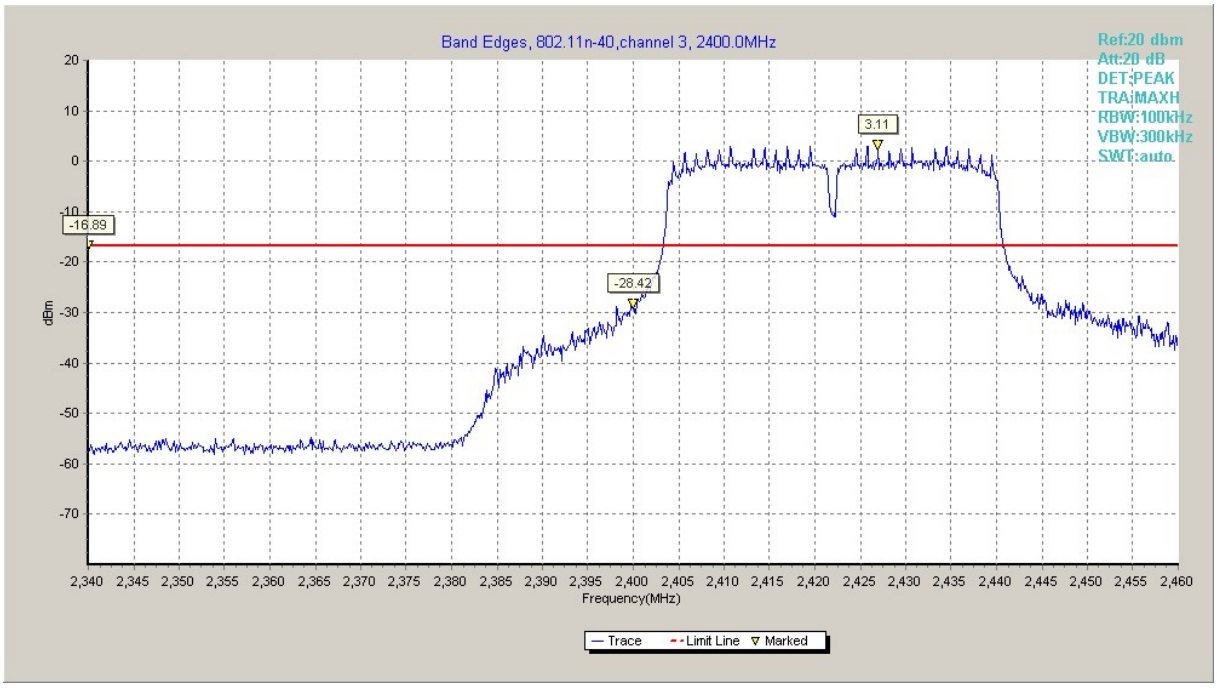

Fig.A.5.7 Band Edges (802.11n-HT40, Ch 3)

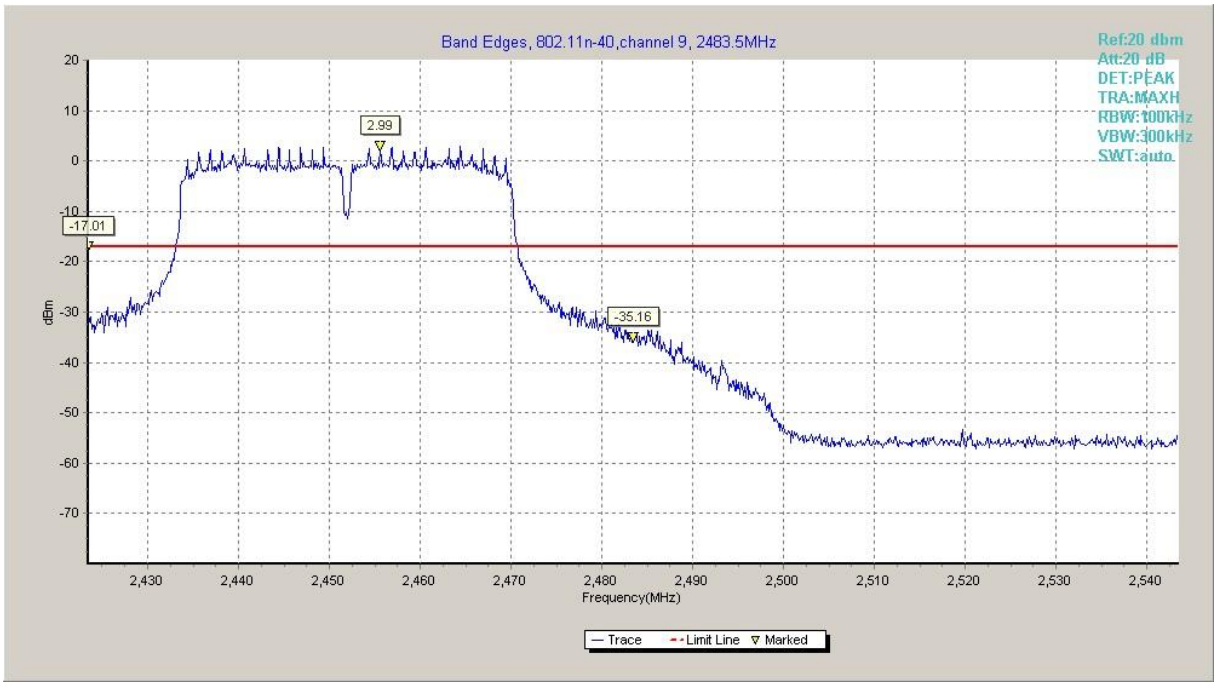

Fig.A.5.8 Band Edges (802.11n-HT40, Ch 9)

©Copyright. All rights reserved by CTTL.

A.6. Transmitter Spurious Emission

A.6.1 Transmitter Spurious Emission – Conducted

Method of Measurement: See ANSI C63.10-2013-clause 11.11

Establish a reference level by using the following procedure:

a) Set instrument center frequency to DTS channel center frequency
b) Set the span to ≥ 1.5 times the DTS bandwidth
c) Set the RBW= 100 kHz
d) Set the VBW= 300 kHz
e) Detector = Peak
f) Sweep time = auto couple
g) Trace mode = max hold
h) Allow trace to fully stabilize
i) Use the peak marker function to determine the maximum PSD level

Note that the channel found to contain the maximum PSD level can be used to establish the reference level.

Establish an emission level by using the following procedure:

a) Set the center frequency and span to encompass frequency range to be measured.
b) Set the RBW = 100 kHz.
c) Set the VBW = 300 kHz.
d) Detector = peak.
e) Sweep time = auto couple.
f) Trace mode = max hold.
g) Allow trace to fully stabilize.
h) Use the peak marker function to determine the maximum amplitude level.

Ensure that the amplitude of all unwanted emissions outside of the authorized frequency band (excluding restricted frequency bands) is attenuated by at least the minimum requirements specified in 11.11. Report the three highest emissions relative to the limit.

Measurement Limit:

Standard	Limit
FCC 47 CFR Part 15.247 (d)	20dB below peak output power in 100 kHz bandwidth

EUT ID: EUT1

Measurement Results:

©Copyright. All rights reserved by CTTL.

802.11b mode

MODE	Channel	Frequency Range	Test Results	Conclusion
802.11b	1	2.412 GHz	Fig.A.6.1.1	**P**
		30 MHz ~ 1 GHz	Fig.A.6.1.2	**P**
		1 GHz ~ 2.5 GHz	Fig.A.6.1.3	**P**
		2.5 GHz ~ 7.5 GHz	Fig.A.6.1.4	**P**
		7.5 GHz ~ 10 GHz	Fig.A.6.1.5	**P**
		10 GHz ~ 15 GHz	Fig.A.6.1.6	**P**
		15 GHz ~ 20 GHz	Fig.A.6.1.7	**P**
		20 GHz ~ 26 GHz	Fig.A.6.1.8	**P**
	6	2.437 GHz	Fig.A.6.1.9	**P**
		30 MHz ~ 1 GHz	Fig.A.6.1.10	**P**
		1 GHz ~ 2.5 GHz	Fig.A.6.1.11	**P**
		2.5 GHz ~ 7.5 GHz	Fig.A.6.1.12	**P**
		7.5 GHz ~ 10 GHz	Fig.A.6.1.13	**P**
		10 GHz ~ 15 GHz	Fig.A.6.1.14	**P**
		15 GHz ~ 20 GHz	Fig.A.6.1.15	**P**
		20 GHz ~ 26 GHz	Fig.A.6.1.16	**P**
	11	2.462 GHz	Fig.A.6.1.17	**P**
		30 MHz ~ 1 GHz	Fig.A.6.1.18	**P**
		1 GHz ~ 2.5 GHz	Fig.A.6.1.19	**P**
		2.5 GHz ~ 7.5 GHz	Fig.A.6.1.20	**P**
		7.5 GHz ~ 10 GHz	Fig.A.6.1.21	**P**
		10 GHz ~ 15 GHz	Fig.A.6.1.22	**P**
		15 GHz ~ 20 GHz	Fig.A.6.1.23	**P**
		20 GHz ~ 26 GHz	Fig.A.6.1.24	**P**

©Copyright. All rights reserved by CTTL.

802.11g mode

MODE	Channel	Frequency Range	Test Results	Conclusion
802.11g	1	2.412 GHz	Fig.A.6.1.25	**P**
		30 MHz ~ 1 GHz	Fig.A.6.1.26	**P**
		1 GHz ~ 2.5 GHz	Fig.A.6.1.27	**P**
		2.5 GHz ~ 7.5 GHz	Fig.A.6.1.28	**P**
		7.5 GHz ~ 10 GHz	Fig.A.6.1.29	**P**
		10 GHz ~ 15 GHz	Fig.A.6.1.30	**P**
		15 GHz ~ 20 GHz	Fig.A.6.1.31	**P**
		20 GHz ~ 26 GHz	Fig.A.6.1.32	**P**
	6	2.437 GHz	Fig.A.6.1.33	**P**
		30 MHz ~ 1 GHz	Fig.A.6.1.34	**P**
		1 GHz ~ 2.5 GHz	Fig.A.6.1.35	**P**
		2.5 GHz ~ 7.5 GHz	Fig.A.6.1.36	**P**
		7.5 GHz ~ 10 GHz	Fig.A.6.1.37	**P**
		10 GHz ~ 15 GHz	Fig.A.6.1.38	**P**
		15 GHz ~ 20 GHz	Fig.A.6.1.39	**P**
		20 GHz ~ 26 GHz	Fig.A.6.1.40	**P**
	11	2.462 GHz	Fig.A.6.1.41	**P**
		30 MHz ~ 1 GHz	Fig.A.6.1.42	**P**
		1 GHz ~ 2.5 GHz	Fig.A.6.1.43	**P**
		2.5 GHz ~ 7.5 GHz	Fig.A.6.1.44	**P**
		7.5 GHz ~ 10 GHz	Fig.A.6.1.45	**P**
		10 GHz ~ 15 GHz	Fig.A.6.1.46	**P**
		15 GHz ~ 20 GHz	Fig.A.6.1.47	**P**
		20 GHz ~ 26 GHz	Fig.A.6.1.48	**P**

©Copyright. All rights reserved by CTTL.

802.11n-HT20 mode

MODE	Channel	Frequency Range	Test Results	Conclusion
802.11n (HT20)	1	2.412 GHz	Fig.A.6.1.49	**P**
		30 MHz ~ 1 GHz	Fig.A.6.1.50	**P**
		1 GHz ~ 2.5 GHz	Fig.A.6.1.51	**P**
		2.5 GHz ~ 7.5 GHz	Fig.A.6.1.52	**P**
		7.5 GHz ~ 10 GHz	Fig.A.6.1.53	**P**
		10 GHz ~ 15 GHz	Fig.A.6.1.54	**P**
		15 GHz ~ 20 GHz	Fig.A.6.1.55	**P**
		20 GHz ~ 26 GHz	Fig.A.6.1.56	**P**
	6	2.437 GHz	Fig.A.6.1.57	**P**
		30 MHz ~ 1 GHz	Fig.A.6.1.58	**P**
		1 GHz ~ 2.5 GHz	Fig.A.6.1.59	**P**
		2.5 GHz ~ 7.5 GHz	Fig.A.6.1.60	**P**
		7.5 GHz ~ 10 GHz	Fig.A.6.1.61	**P**
		10 GHz ~ 15 GHz	Fig.A.6.1.62	**P**
		15 GHz ~ 20 GHz	Fig.A.6.1.63	**P**
		20 GHz ~ 26 GHz	Fig.A.6.1.64	**P**
	11	2.462 GHz	Fig.A.6.1.65	**P**
		30 MHz ~ 1 GHz	Fig.A.6.1.66	**P**
		1 GHz ~ 2.5 GHz	Fig.A.6.1.67	**P**
		2.5 GHz ~ 7.5 GHz	Fig.A.6.1.68	**P**
		7.5 GHz ~ 10 GHz	Fig.A.6.1.69	**P**
		10 GHz ~ 15 GHz	Fig.A.6.1.70	**P**
		15 GHz ~ 20 GHz	Fig.A.6.1.71	**P**
		20 GHz ~ 26 GHz	Fig.A.6.1.72	**P**

©Copyright. All rights reserved by CTTL.

802.11n-HT40 mode

MODE	Channel	Frequency Range	Test Results	Conclusion
802.11n (HT40)	3	2.422 GHz	Fig.A.6.1.73	**P**
		30 MHz ~ 1 GHz	Fig.A.6.1.74	**P**
		1 GHz ~ 2.5 GHz	Fig.A.6.1.75	**P**
		2.5 GHz ~ 7.5 GHz	Fig.A.6.1.76	**P**
		7.5 GHz ~ 10 GHz	Fig.A.6.1.77	**P**
		10 GHz ~ 15 GHz	Fig.A.6.1.78	**P**
		15 GHz ~ 20 GHz	Fig.A.6.1.79	**P**
		20 GHz ~ 26 GHz	Fig.A.6.1.80	**P**
	6	2.437 GHz	Fig.A.6.1.81	**P**
		30 MHz ~ 1 GHz	Fig.A.6.1.82	**P**
		1 GHz ~ 2.5 GHz	Fig.A.6.1.83	**P**
		2.5 GHz ~ 7.5 GHz	Fig.A.6.1.84	**P**
		7.5 GHz ~ 10 GHz	Fig.A.6.1.85	**P**
		10 GHz ~ 15 GHz	Fig.A.6.1.86	**P**
		15 GHz ~ 20 GHz	Fig.A.6.1.87	**P**
		20 GHz ~ 26 GHz	Fig.A.6.1.88	**P**
	9	2.452 GHz	Fig.A.6.1.89	**P**
		30 MHz ~ 1 GHz	Fig.A.6.1.90	**P**
		1 GHz ~ 2.5 GHz	Fig.A.6.1.91	**P**
		2.5 GHz ~ 7.5 GHz	Fig.A.6.1.92	**P**
		7.5 GHz ~ 10 GHz	Fig.A.6.1.93	**P**
		10 GHz ~ 15 GHz	Fig.A.6.1.94	**P**
		15 GHz ~ 20 GHz	Fig.A.6.1.95	**P**
		20 GHz ~ 26 GHz	Fig.A.6.1.96	**P**

Conclusion: Pass

Test graphs as below:

©Copyright. All rights reserved by CTTL.

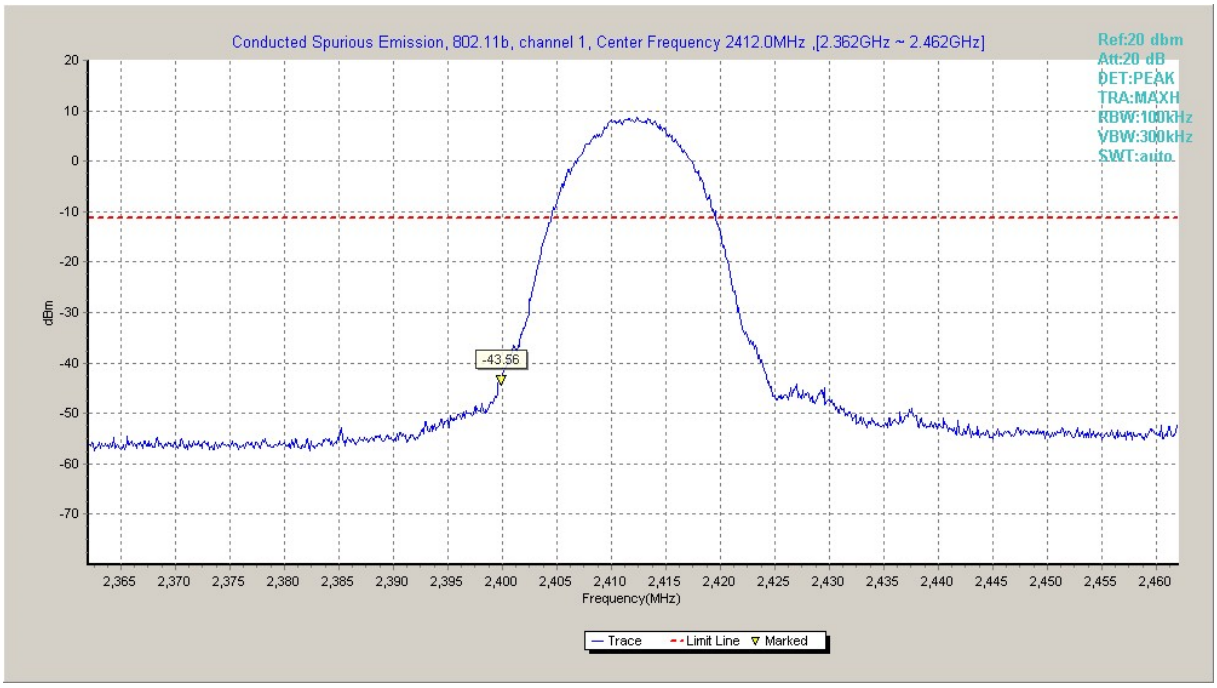

Fig.A.6.1.1 Transmitter Spurious Emission - Conducted (802.11b, Ch1, Center Frequency)

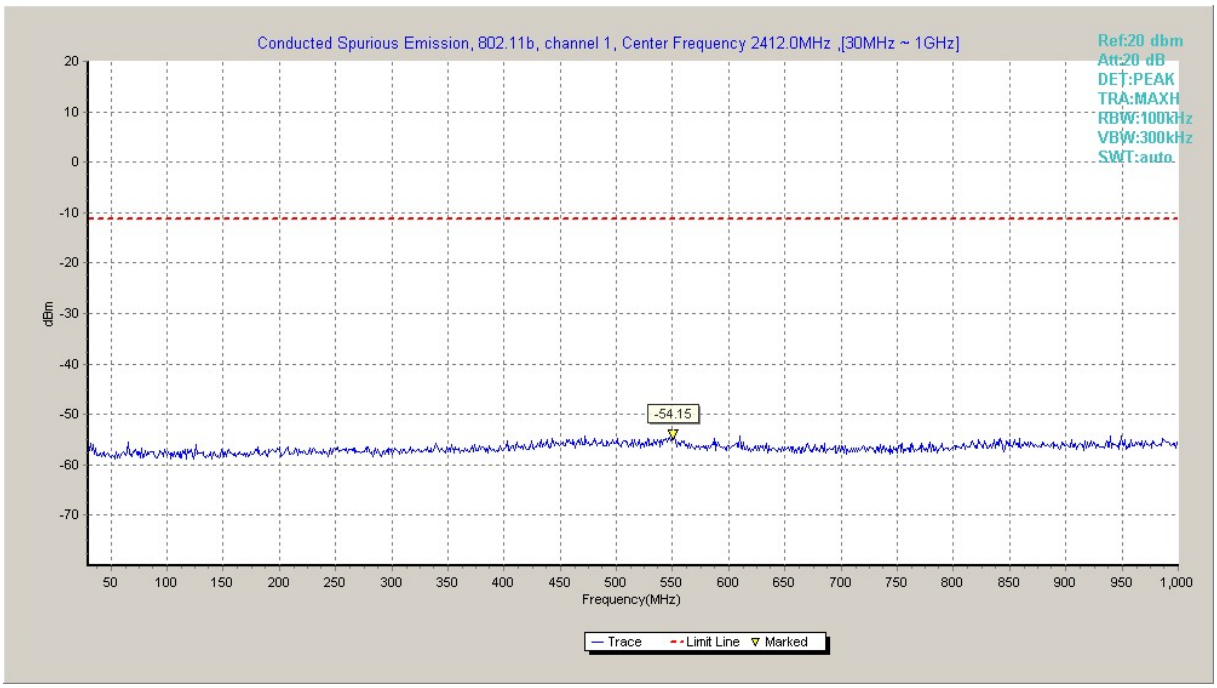

Fig.A.6.1.2 Transmitter Spurious Emission - Conducted (802.11b, Ch1, 30 MHz-1 GHz)

©Copyright. All rights reserved by CTTL.

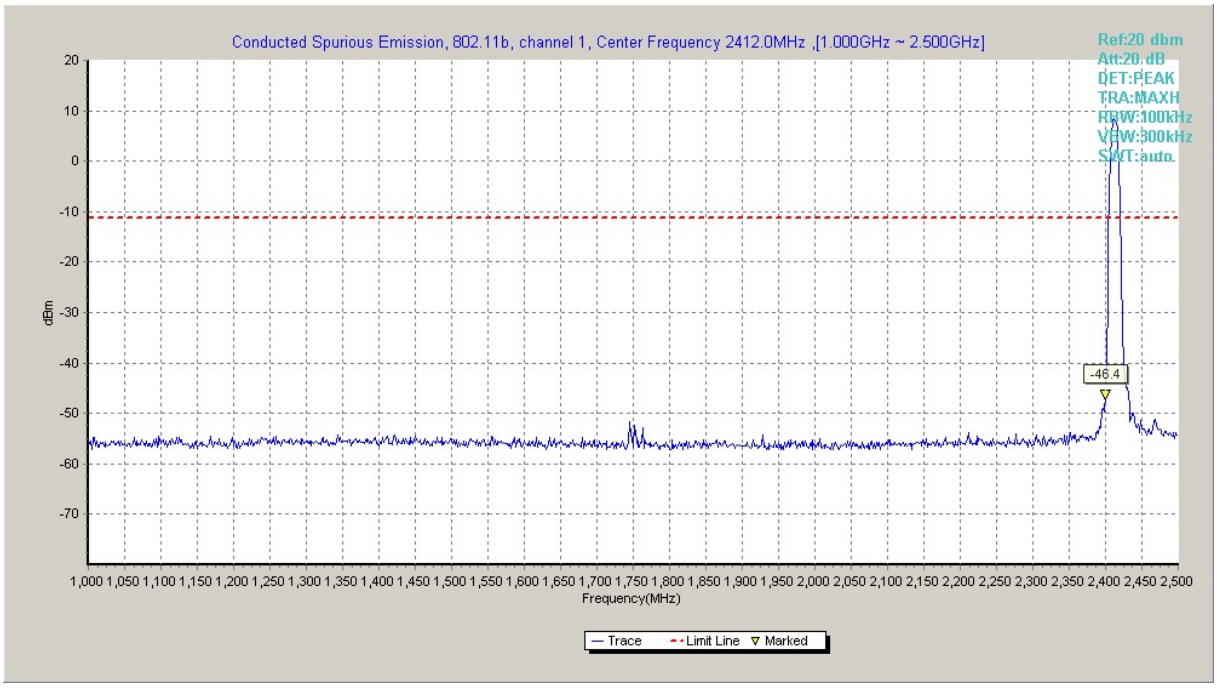

Fig.A.6.1.3 Transmitter Spurious Emission - Conducted (802.11b, Ch1, 1 GHz-2.5 GHz)

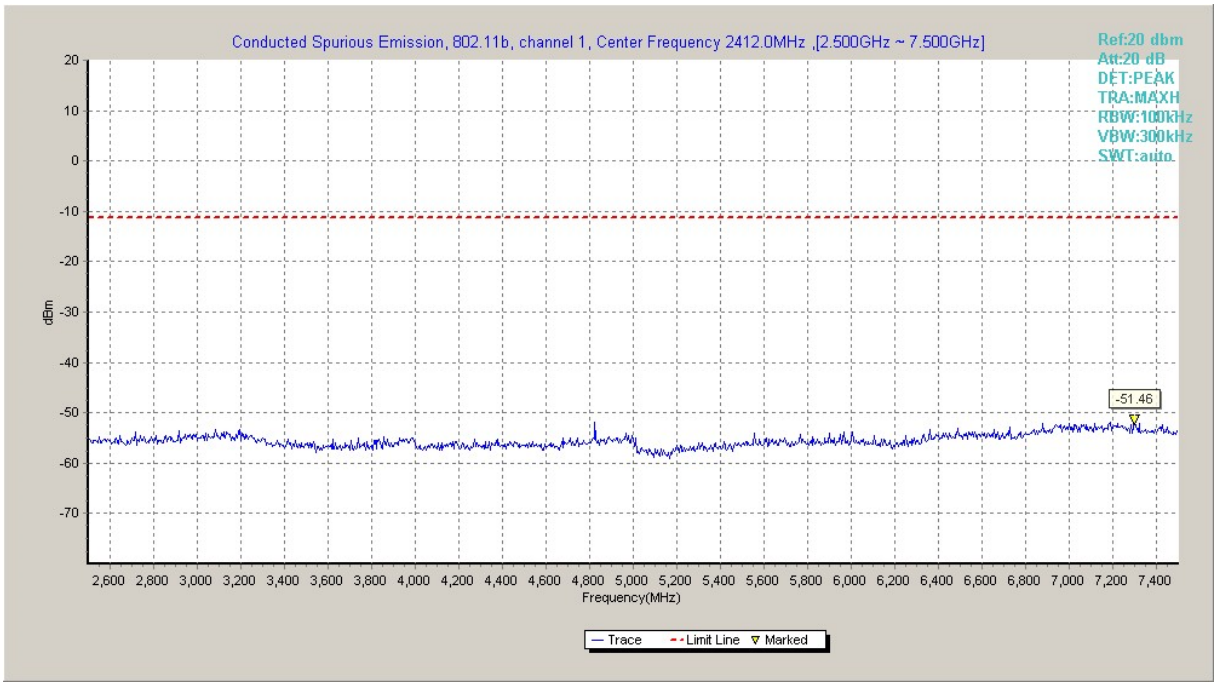

Fig.A.6.1.4 Transmitter Spurious Emission - Conducted (802.11b, Ch1, 2.5 GHz-7.5 GHz)

©Copyright. All rights reserved by CTTL.

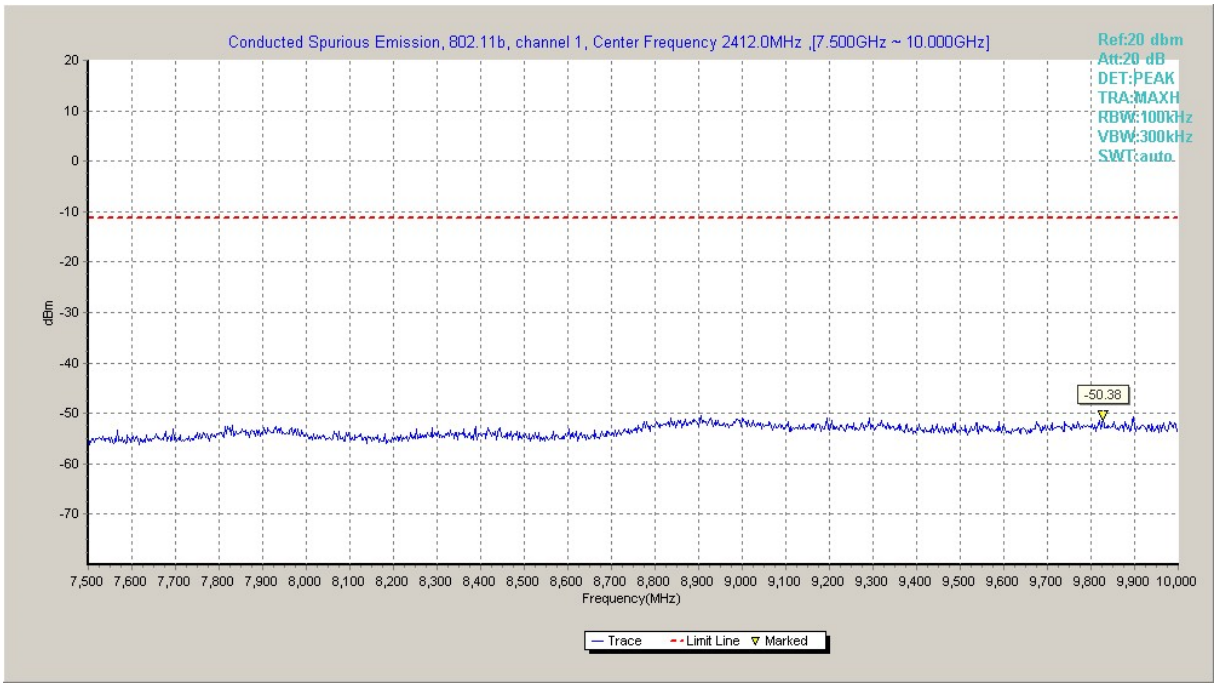

Fig.A.6.1.5 Transmitter Spurious Emission - Conducted (802.11b, Ch1, 7.5 GHz-10 GHz)

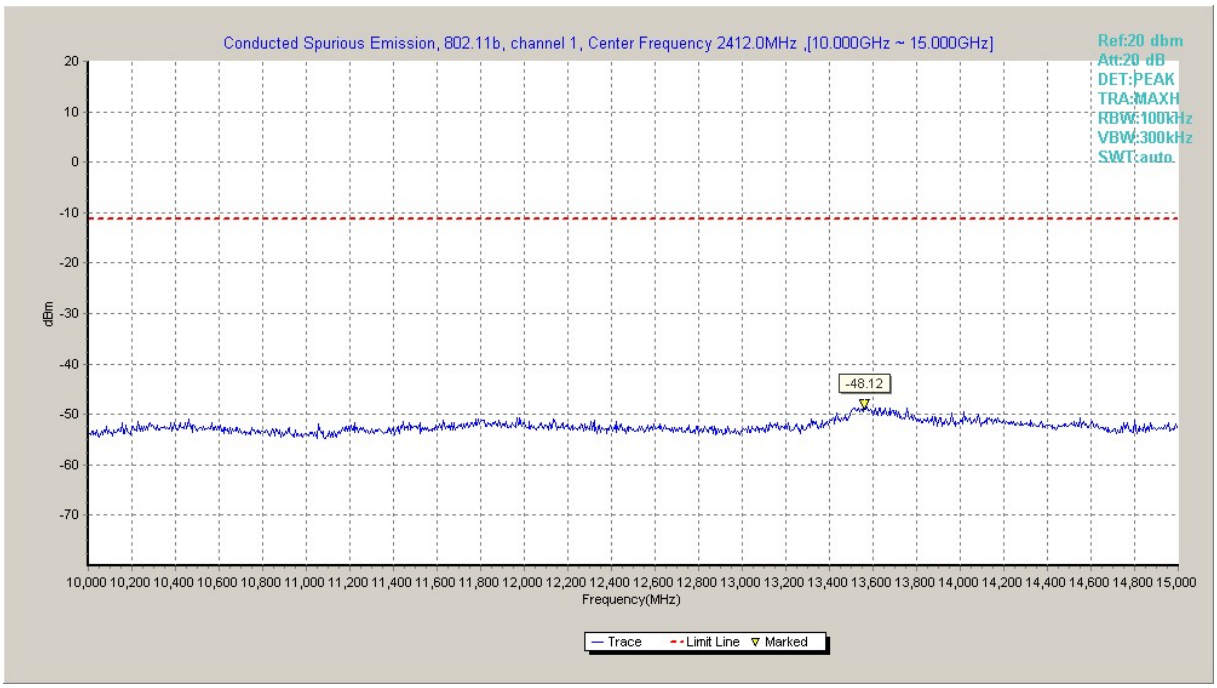

Fig.A.6.1.6 Transmitter Spurious Emission - Conducted (802.11b, Ch1, 10 GHz-15 GHz)

©Copyright. All rights reserved by CTTL.

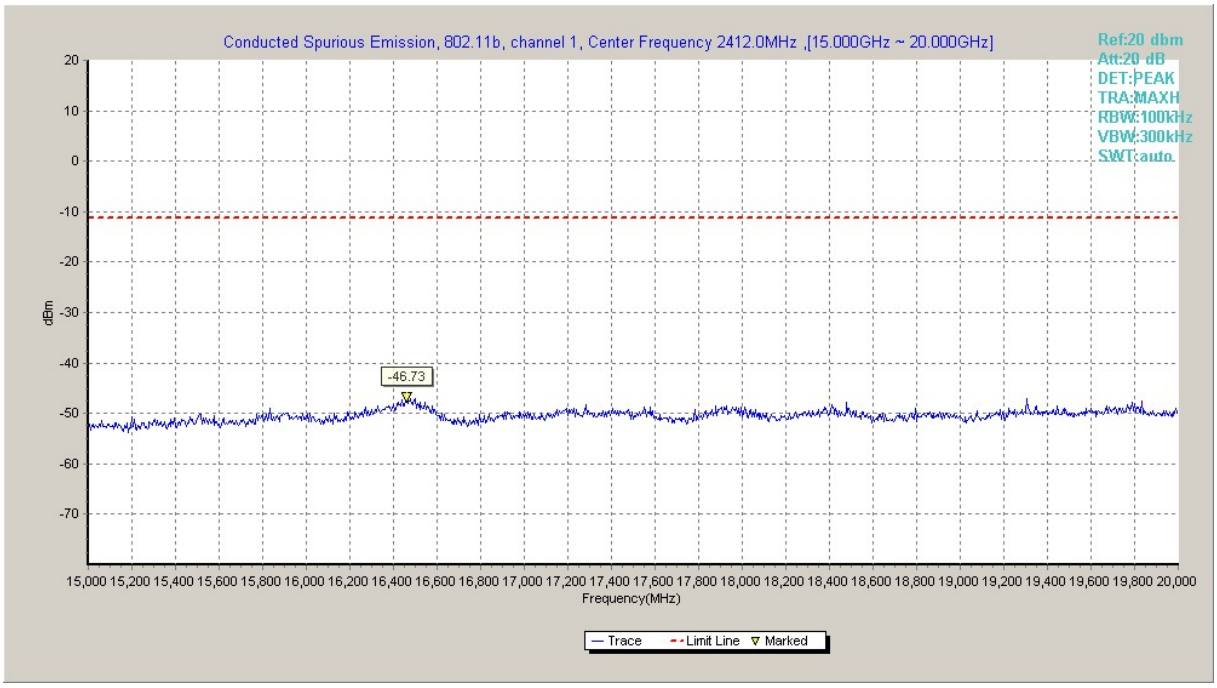

Fig.A.6.1.7 Transmitter Spurious Emission - Conducted (802.11b, Ch1, 15 GHz-20 GHz)

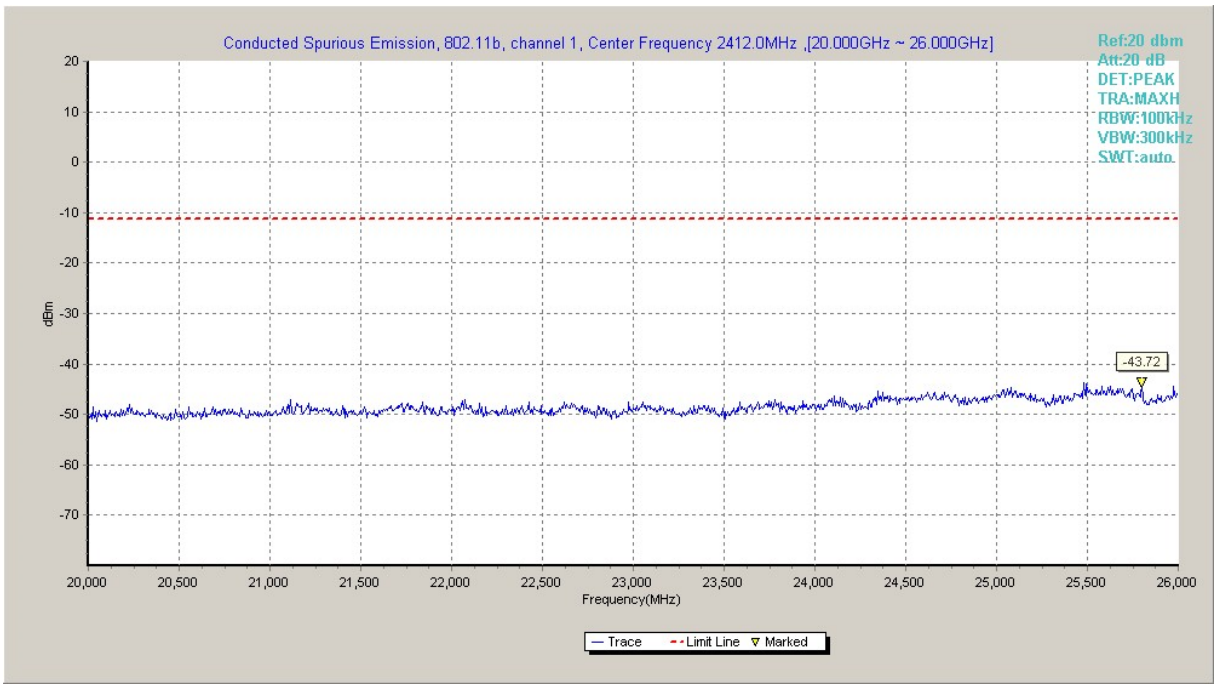

Fig.A.6.1.8 Transmitter Spurious Emission - Conducted (802.11b, Ch1, 20 GHz-26 GHz)

©Copyright. All rights reserved by CTTL.

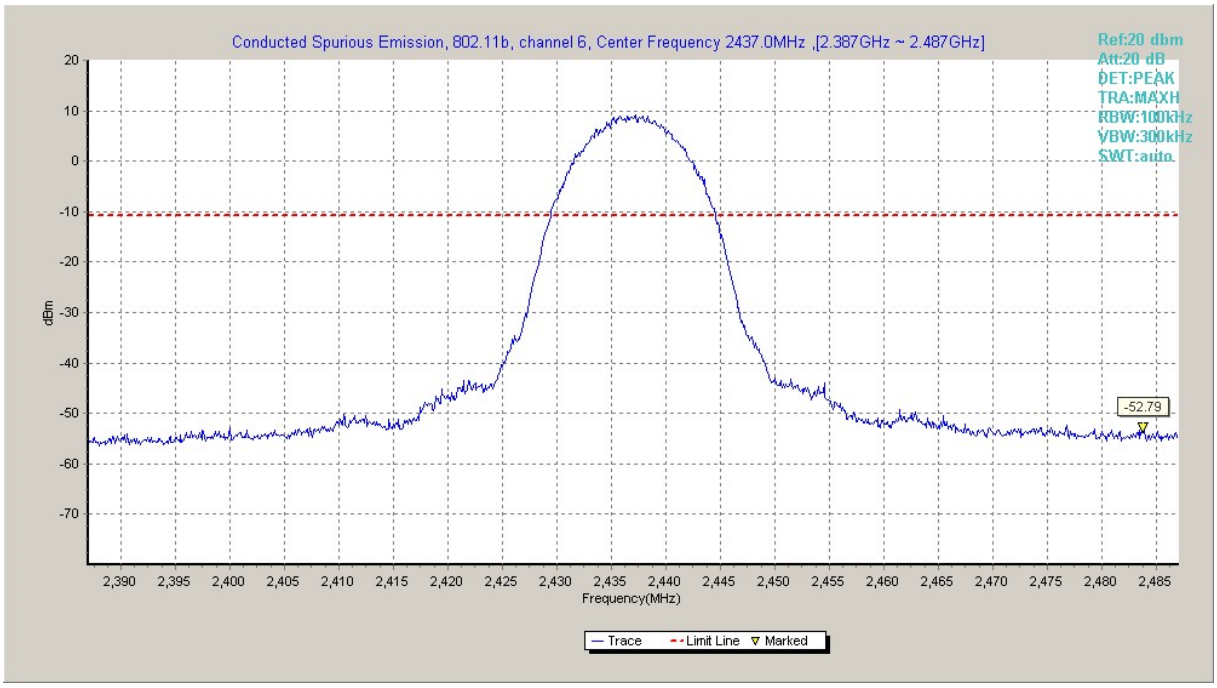

Fig.A.6.1.9 Transmitter Spurious Emission - Conducted (802.11b, Ch6, Center Frequency)

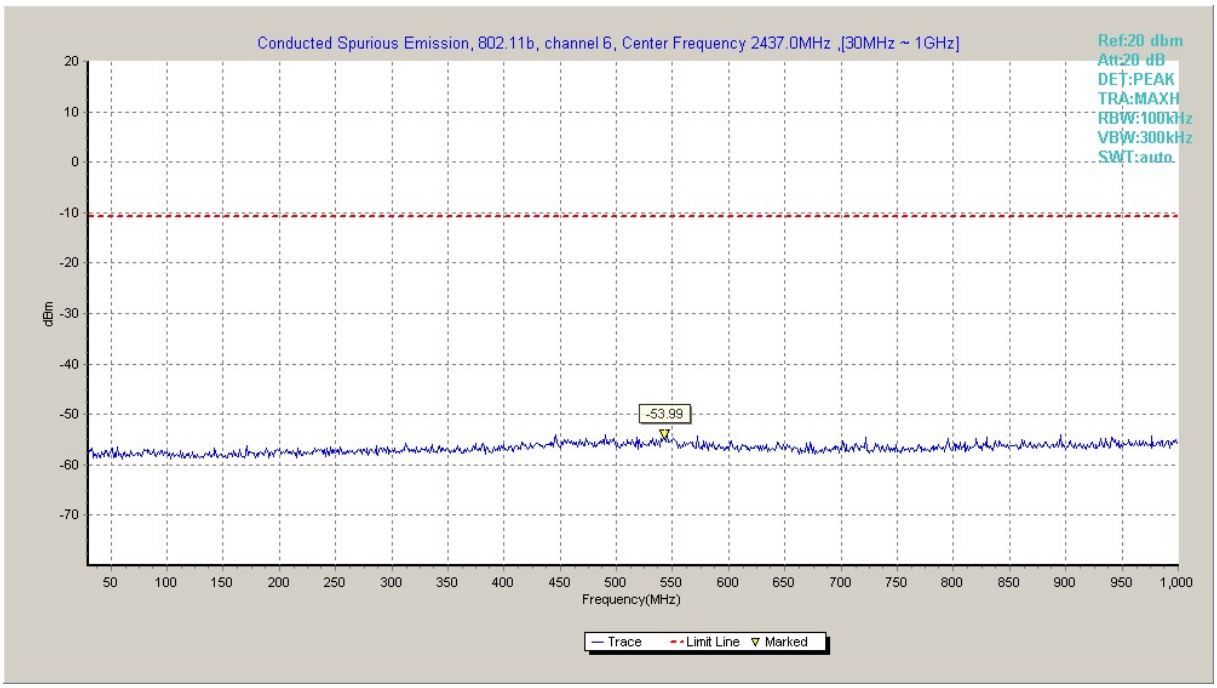

Fig.A.6.1.10 Transmitter Spurious Emission - Conducted (802.11b, Ch6, 30 MHz-1 GHz)

©Copyright. All rights reserved by CTTL.

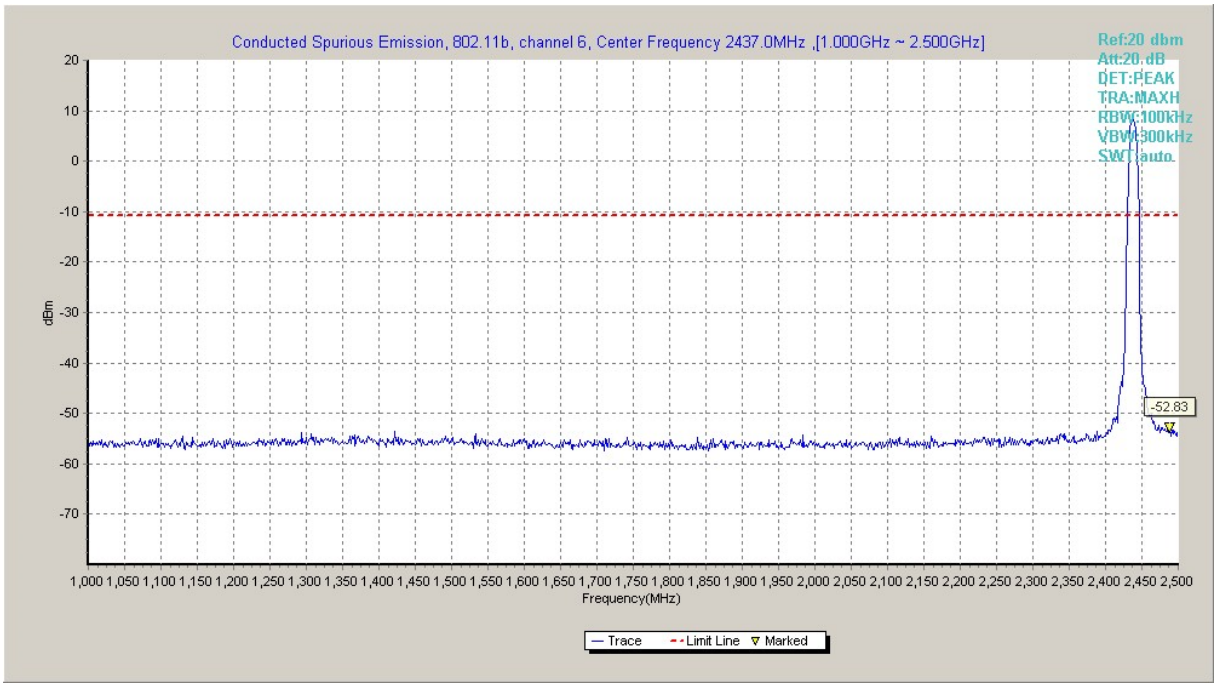

Fig.A.6.1.11 Transmitter Spurious Emission - Conducted (802.11b, Ch6, 1 GHz-2.5 GHz)

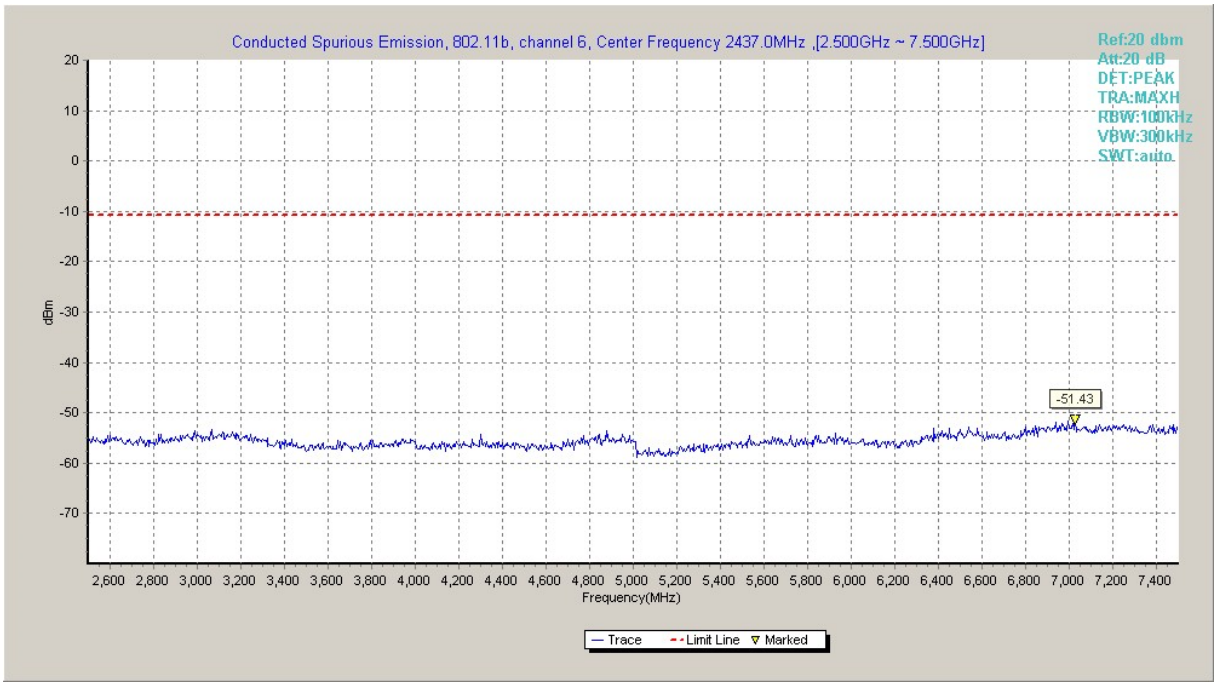

Fig.A.6.1.12 Transmitter Spurious Emission - Conducted (802.11b, Ch6, 2.5 GHz-7.5 GHz)

©Copyright. All rights reserved by CTTL.

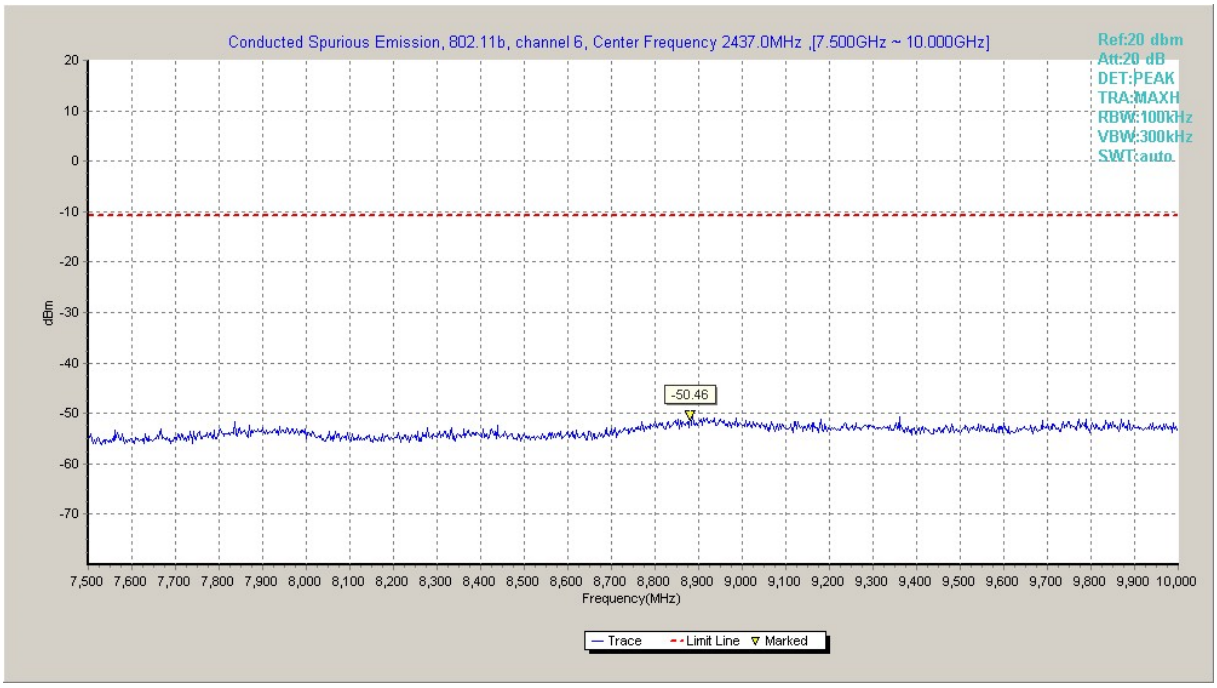

Fig.A.6.1.13 Transmitter Spurious Emission - Conducted (802.11b, Ch6, 7.5 GHz-10 GHz)

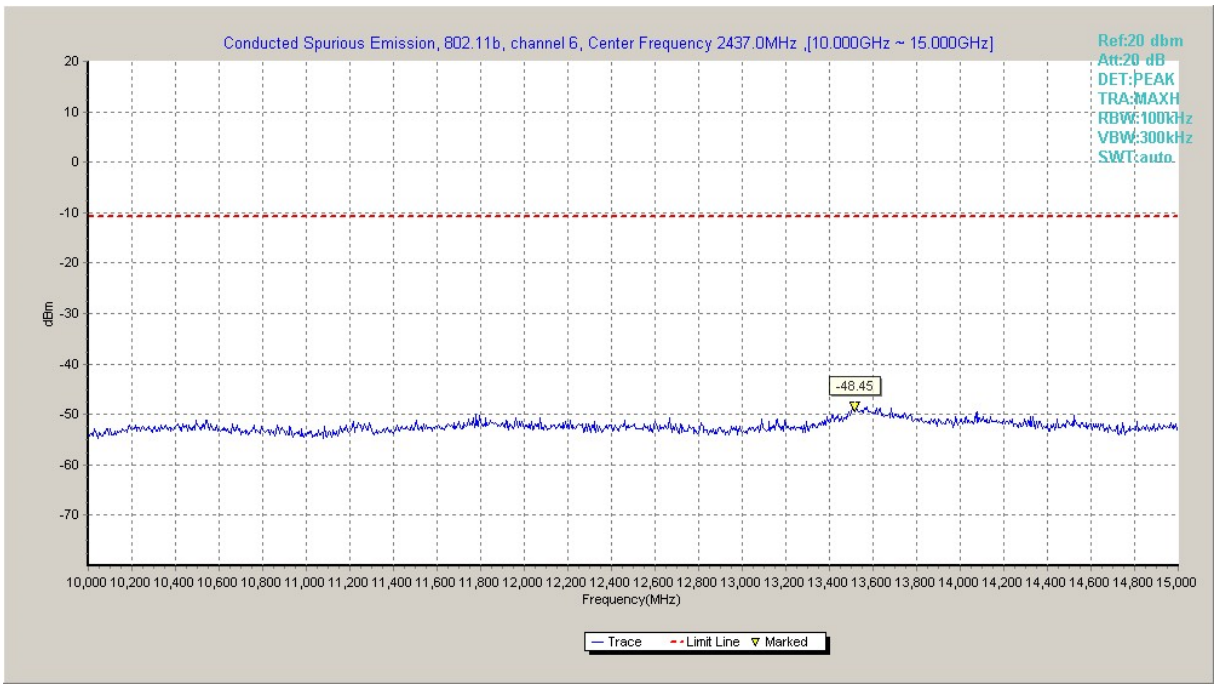

Fig.A.6.1.14 Transmitter Spurious Emission - Conducted (802.11b, Ch6, 10 GHz-15 GHz)

©Copyright. All rights reserved by CTTL.

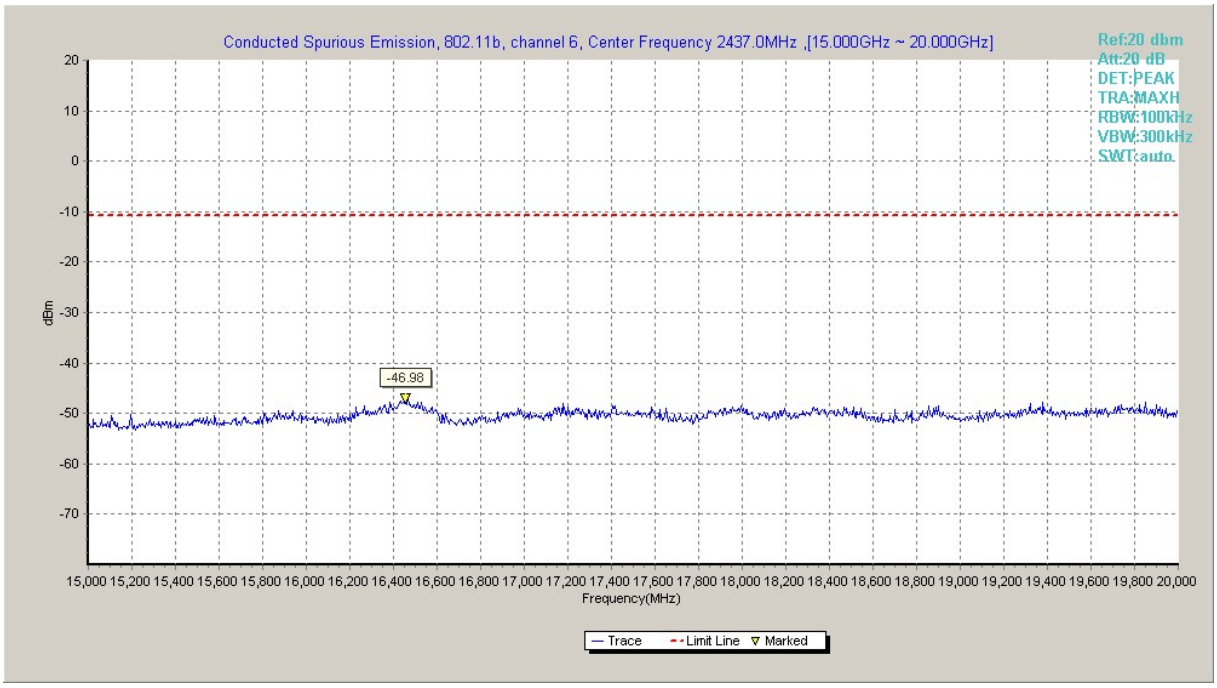

Fig.A.6.1.15 Transmitter Spurious Emission - Conducted (802.11b, Ch6, 15 GHz-20 GHz)

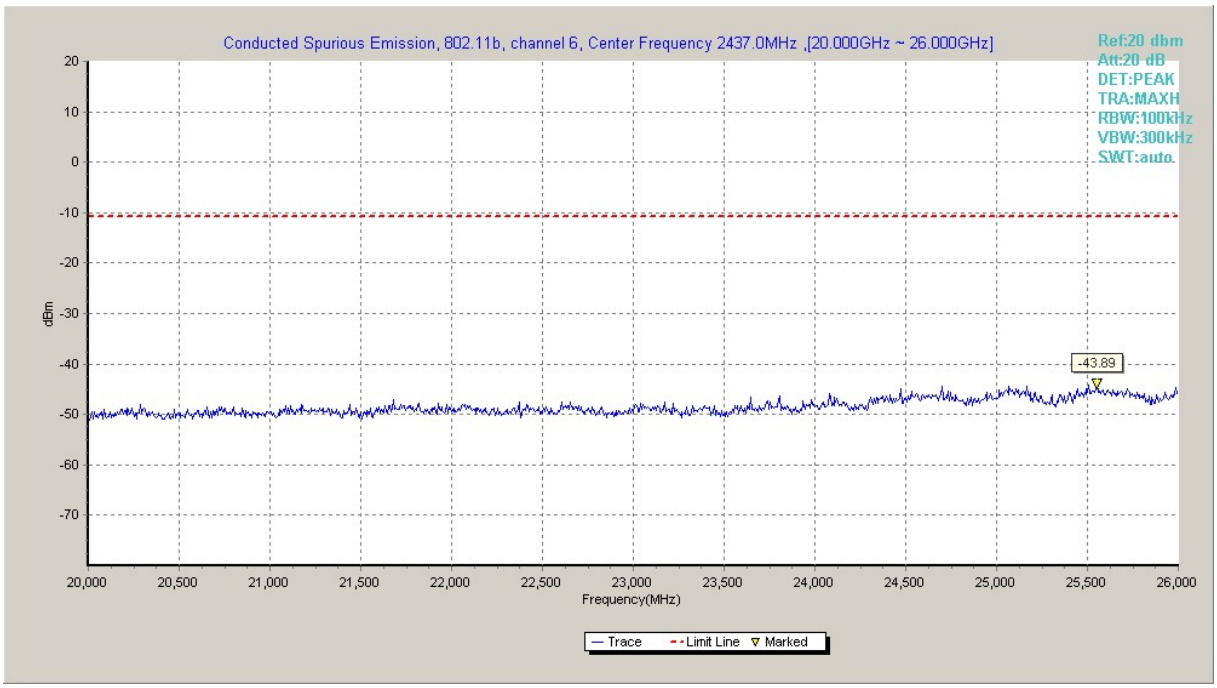

Fig.A.6.1.16 Transmitter Spurious Emission - Conducted (802.11b, Ch6, 20 GHz-26 GHz)

©Copyright. All rights reserved by CTTL.

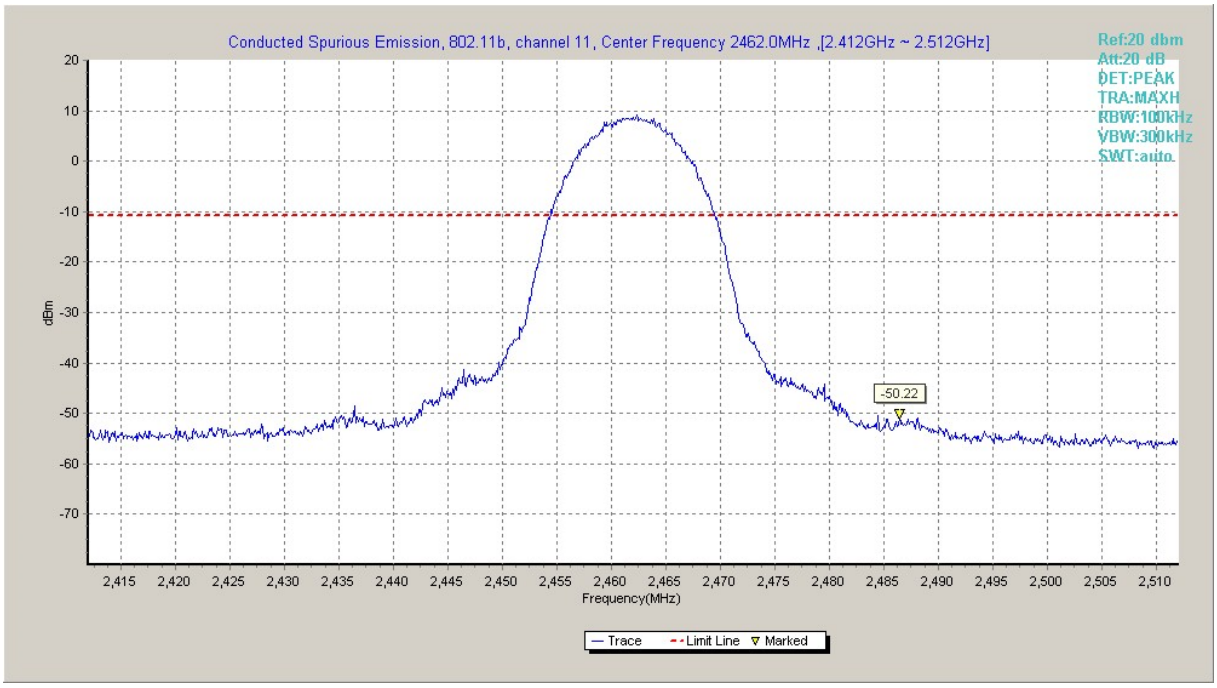

Fig.A.6.1.17 Transmitter Spurious Emission - Conducted (802.11b, Ch11, Center Frequency)

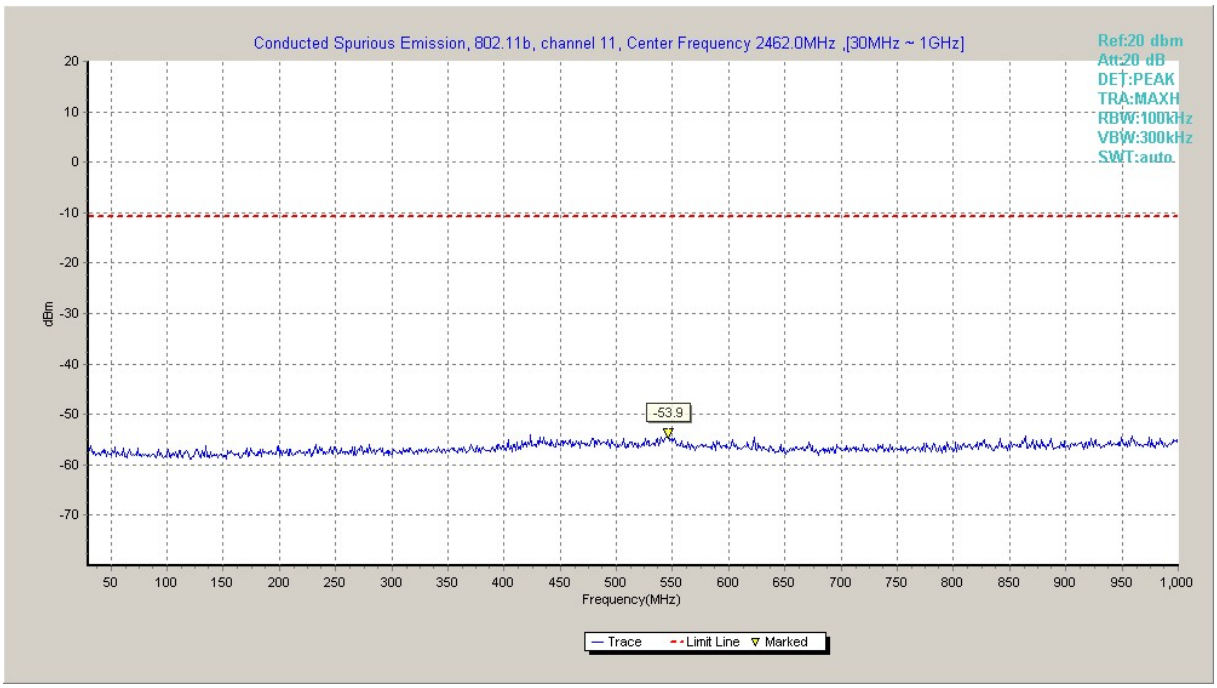

Fig.A.6.1.18 Transmitter Spurious Emission - Conducted (802.11b, Ch11, 30 MHz-1 GHz)

©Copyright. All rights reserved by CTTL.

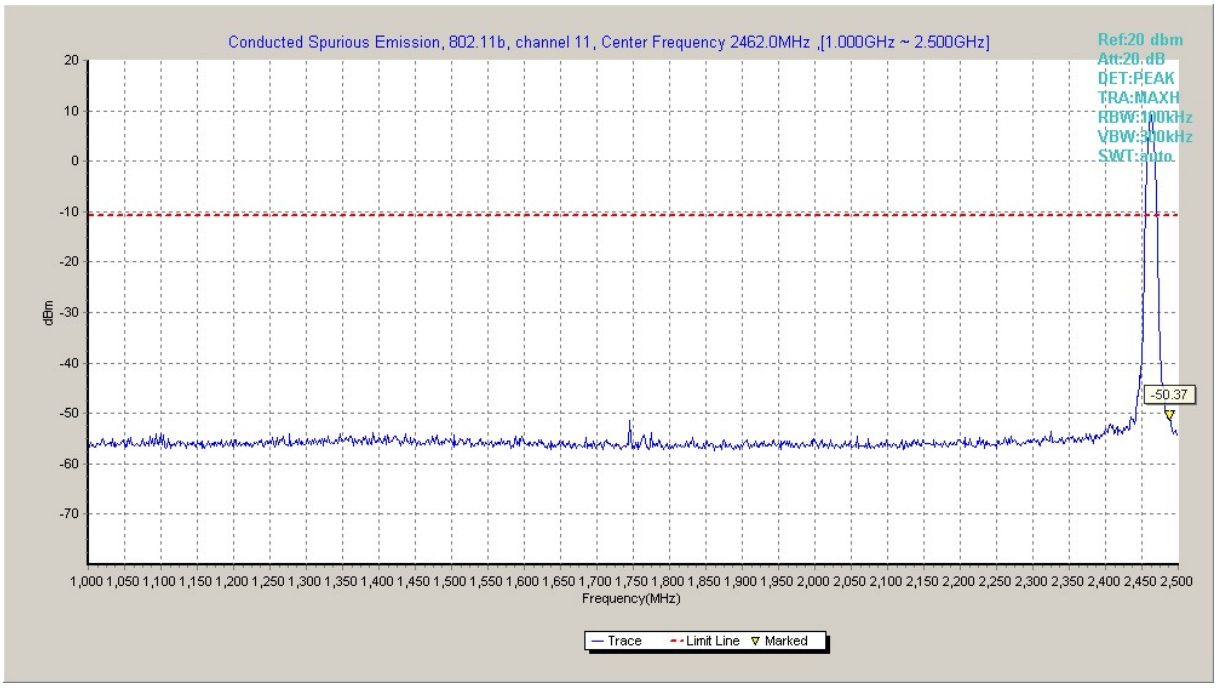

Fig.A.6.1.19 Transmitter Spurious Emission - Conducted (802.11b, Ch11, 1 GHz-2.5 GHz)

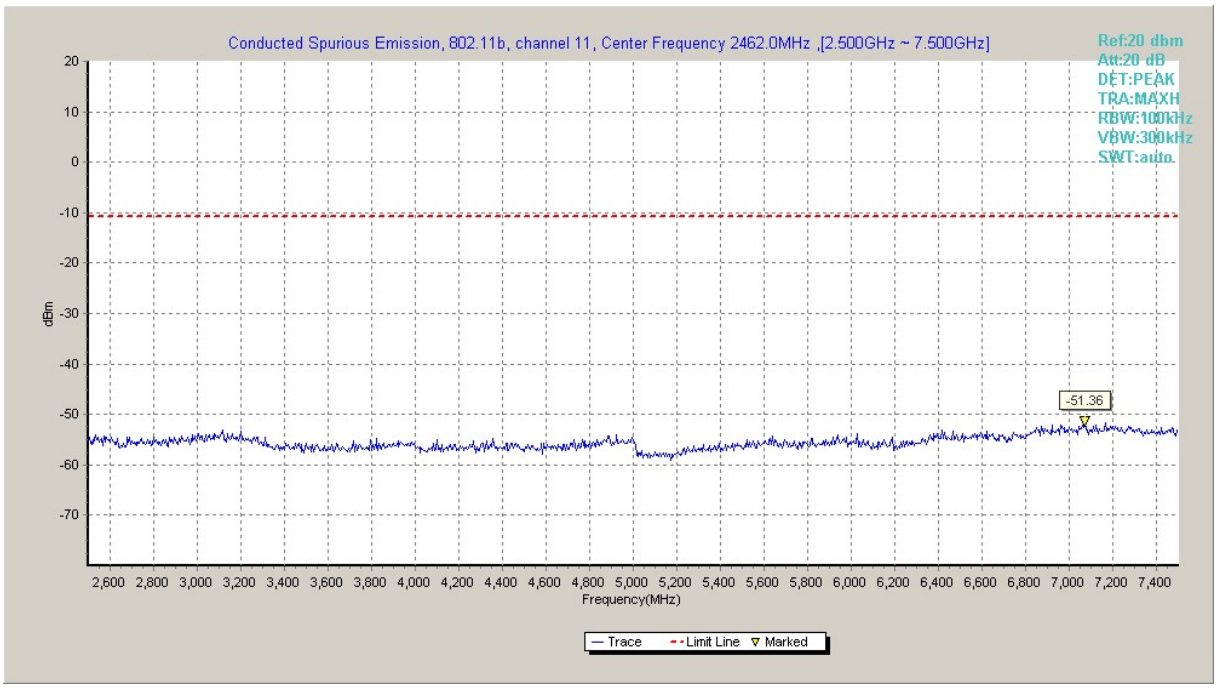

Fig.A.6.1.20 Transmitter Spurious Emission - Conducted (802.11b, Ch11, 2.5 GHz-7.5 GHz)

©Copyright. All rights reserved by CTTL.

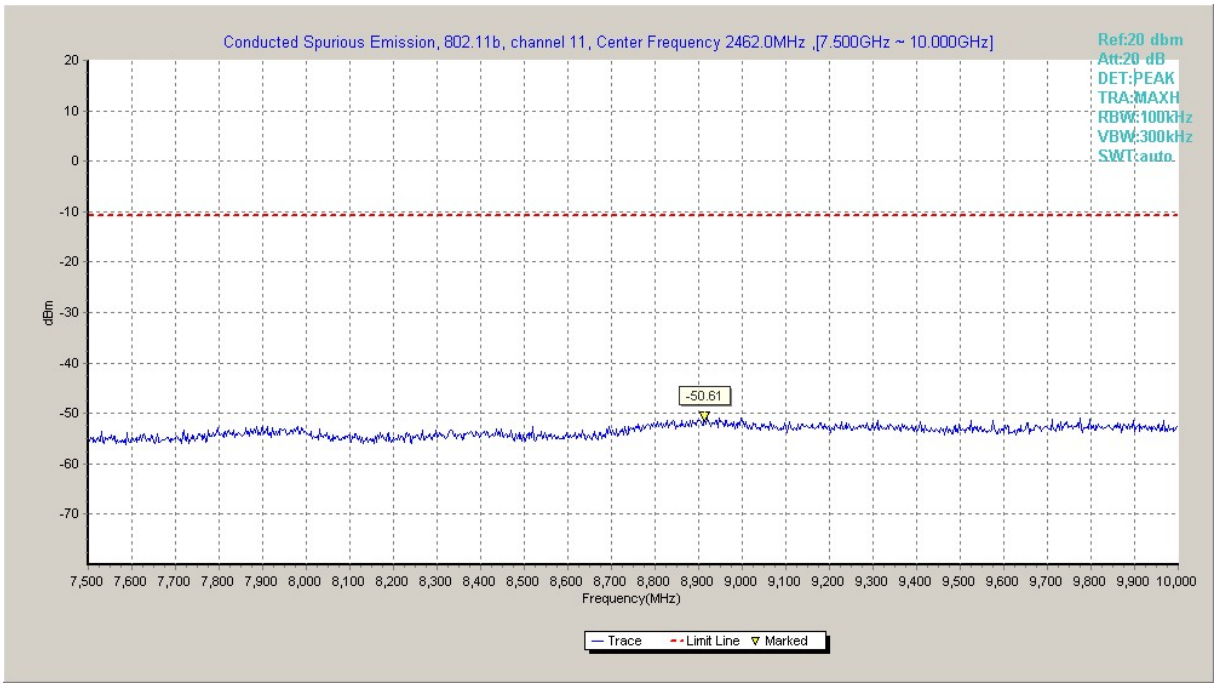

Fig.A.6.1.21 Transmitter Spurious Emission - Conducted (802.11b, Ch11, 7.5 GHz-10 GHz)

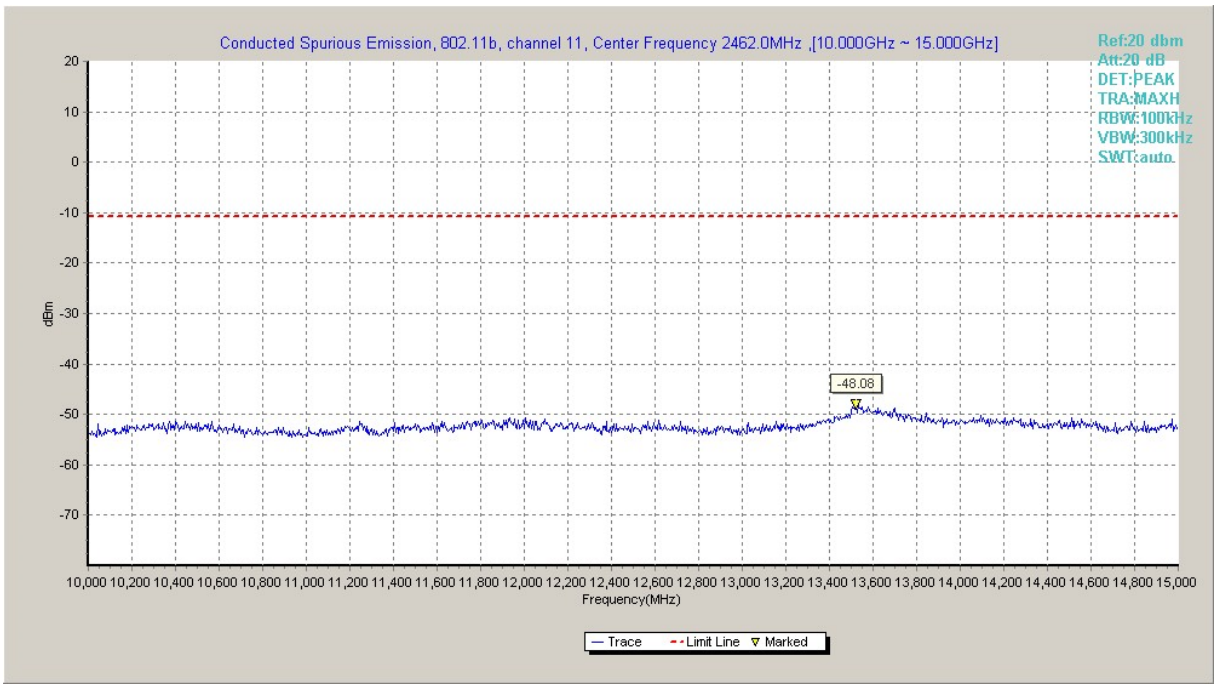

Fig.A.6.1.22 Transmitter Spurious Emission - Conducted (802.11b, Ch11, 10 GHz-15 GHz)

©Copyright. All rights reserved by CTTL.

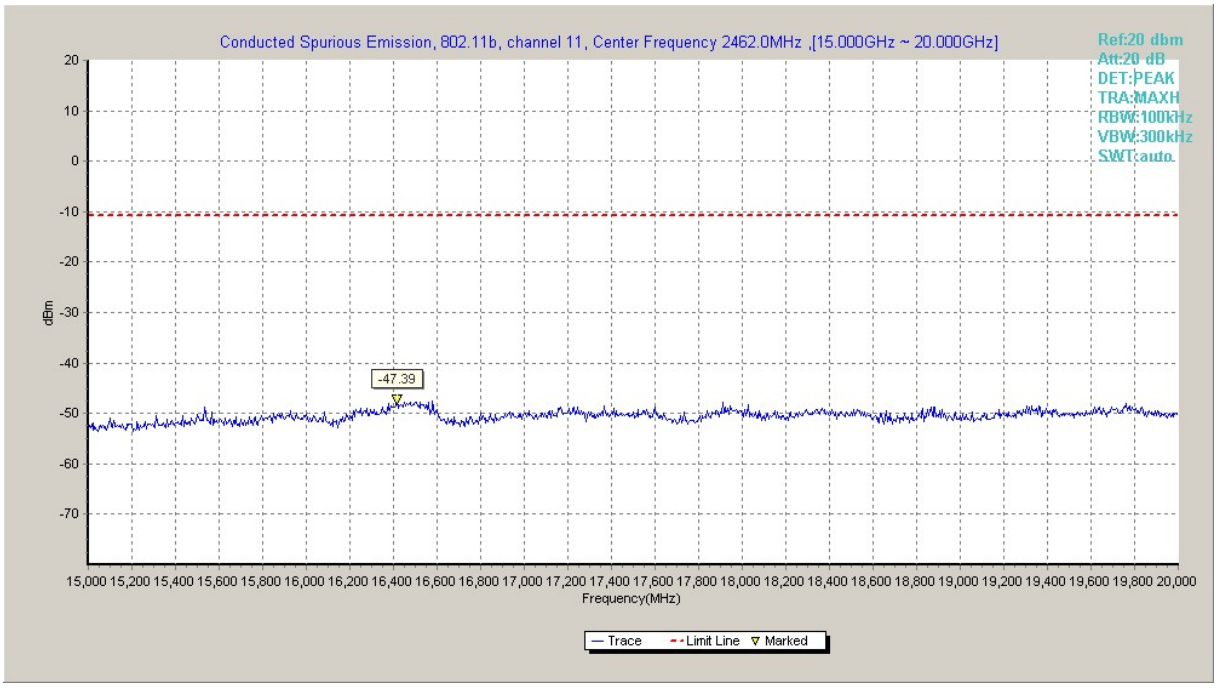

Fig.A.6.1.23 Transmitter Spurious Emission - Conducted (802.11b, Ch11, 15 GHz-20 GHz)

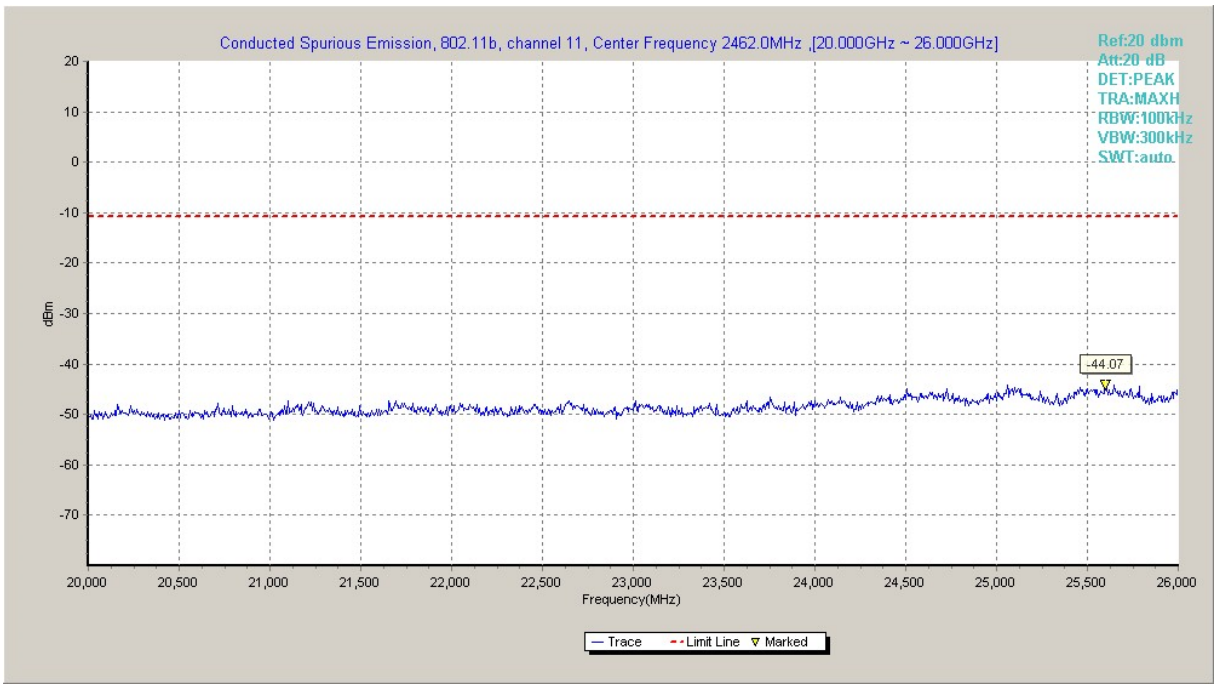

Fig.A.6.1.24 Transmitter Spurious Emission - Conducted (802.11b, Ch11, 20 GHz-26 GHz)

©Copyright. All rights reserved by CTTL.

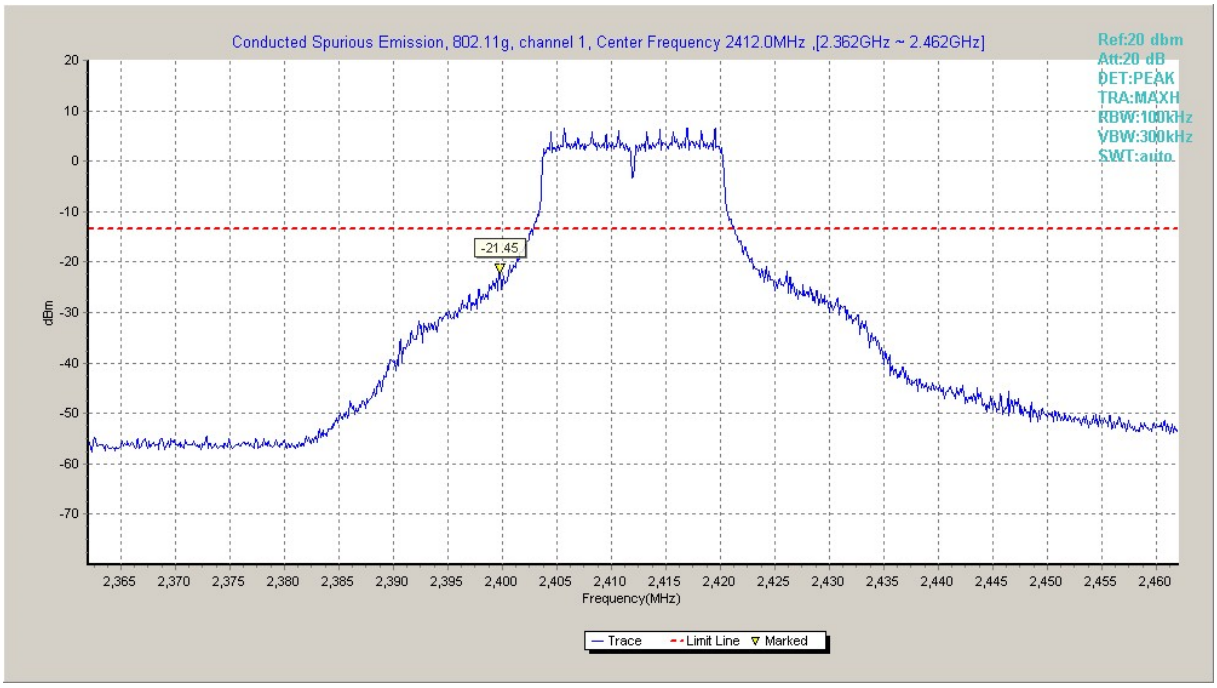

Fig.A.6.1.25 Transmitter Spurious Emission - Conducted (802.11g, Ch1, Center Frequency)

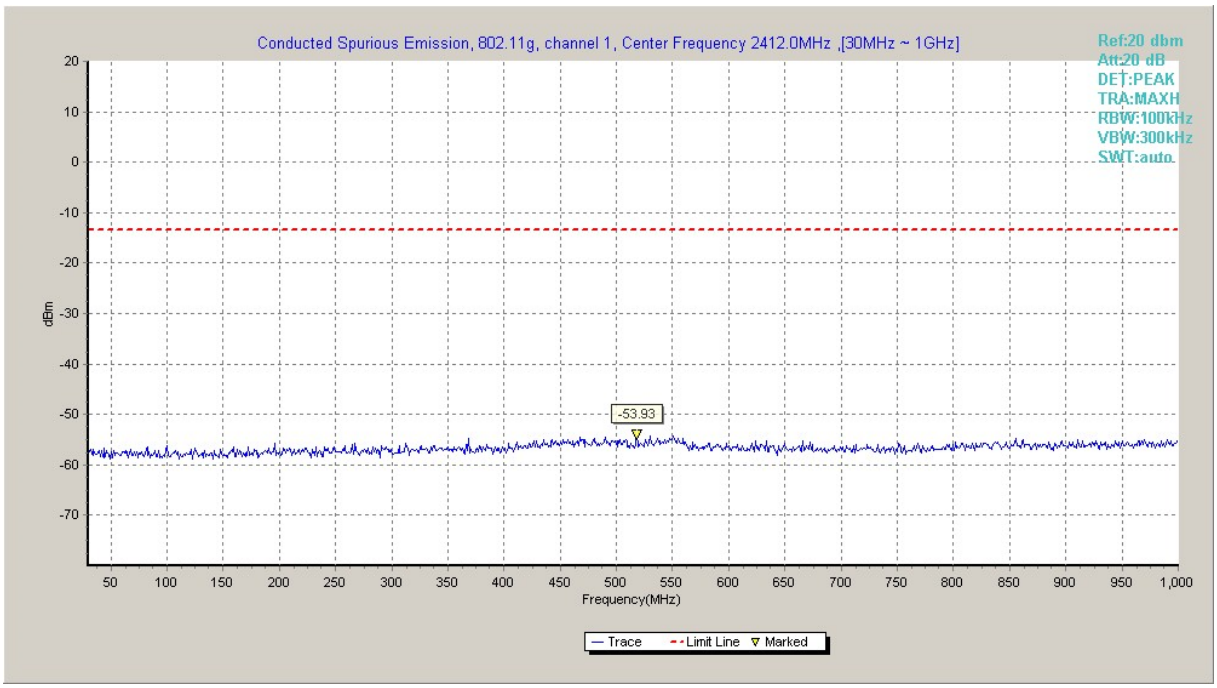

Fig.A.6.1.26 Transmitter Spurious Emission - Conducted (802.11g, Ch1, 30 MHz-1 GHz)

©Copyright. All rights reserved by CTTL.

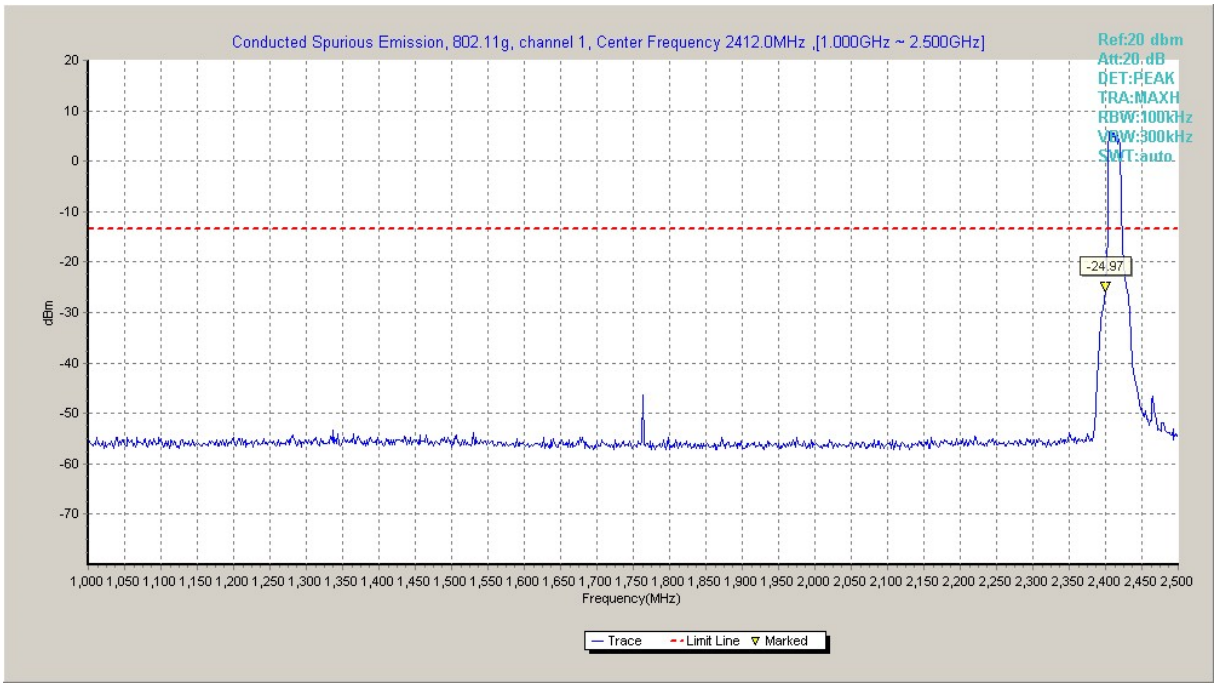

Fig.A.6.1.27 Transmitter Spurious Emission - Conducted (802.11g, Ch1, 1 GHz-2.5 GHz)

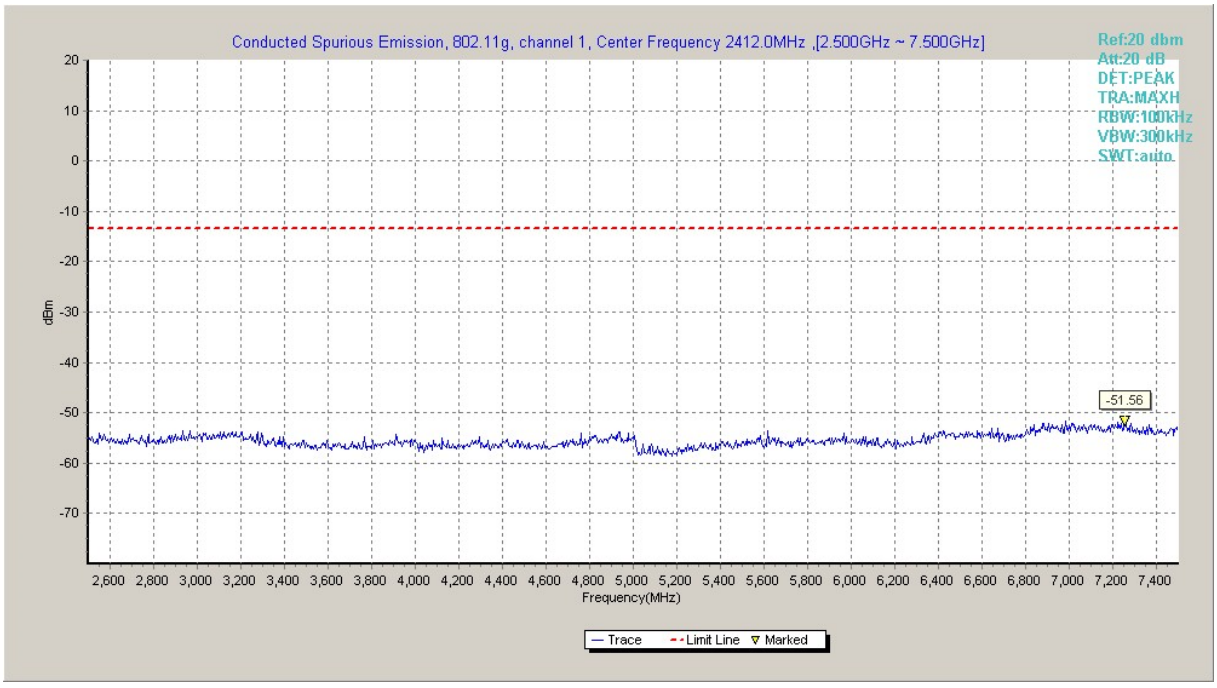

Fig.A.6.1.28 Transmitter Spurious Emission - Conducted (802.11g, Ch1, 2.5 GHz-7.5 GHz)

©Copyright. All rights reserved by CTTL.

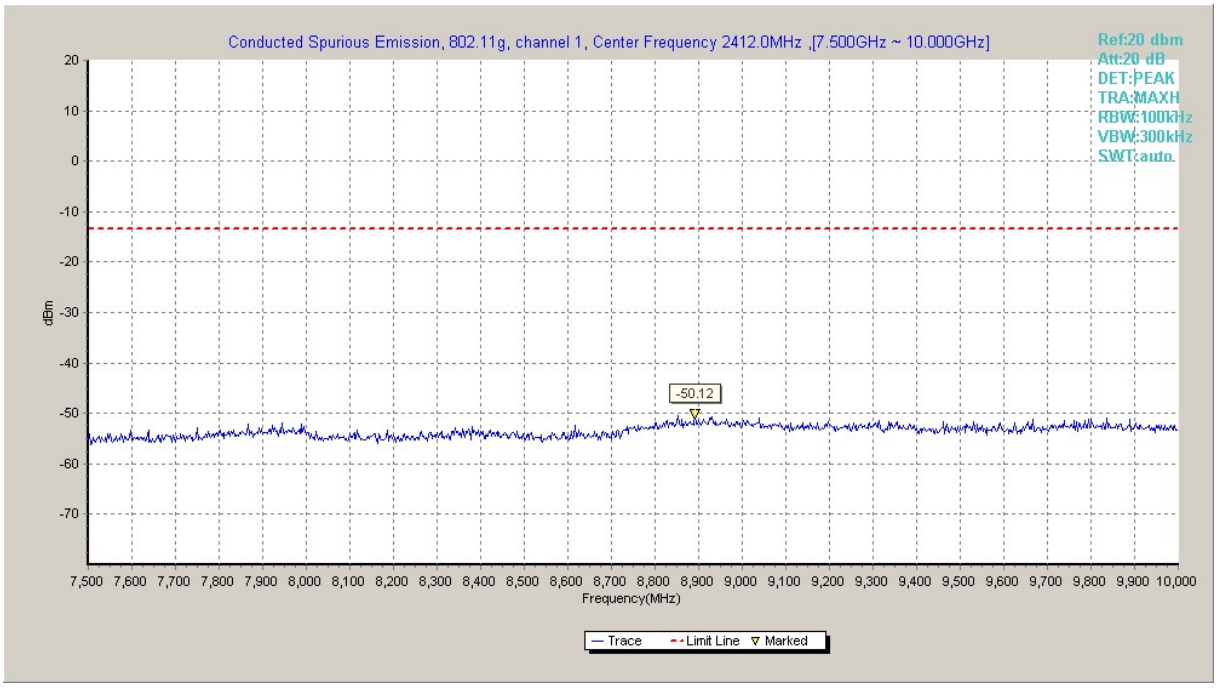

Fig.A.6.1.29 Transmitter Spurious Emission - Conducted (802.11g, Ch1, 7.5 GHz-10 GHz)

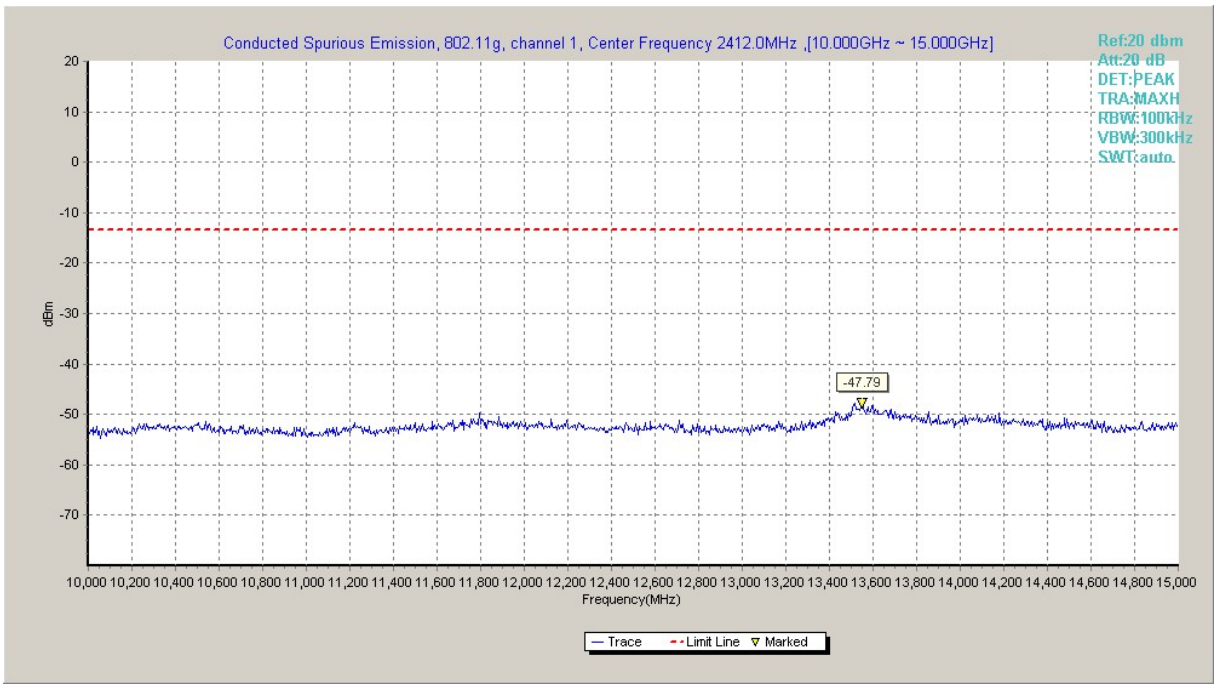

Fig.A.6.1.30 Transmitter Spurious Emission - Conducted (802.11g, Ch1, 10 GHz-15 GHz)

©Copyright. All rights reserved by CTTL.