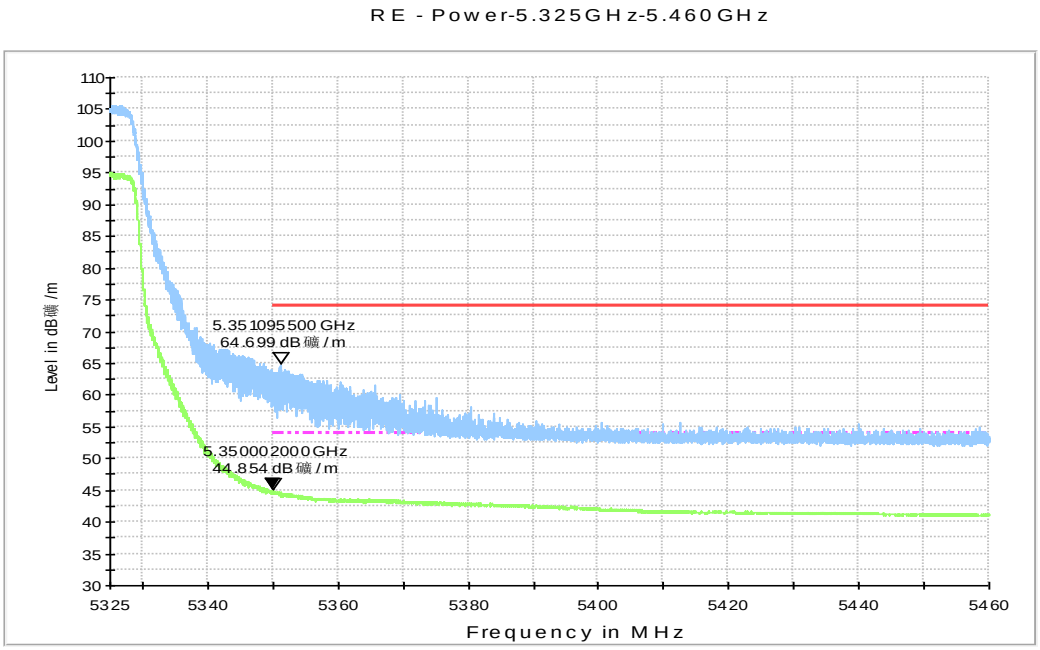

Fig.55 Band Edges (802.11n-HT20, 5320MHz)

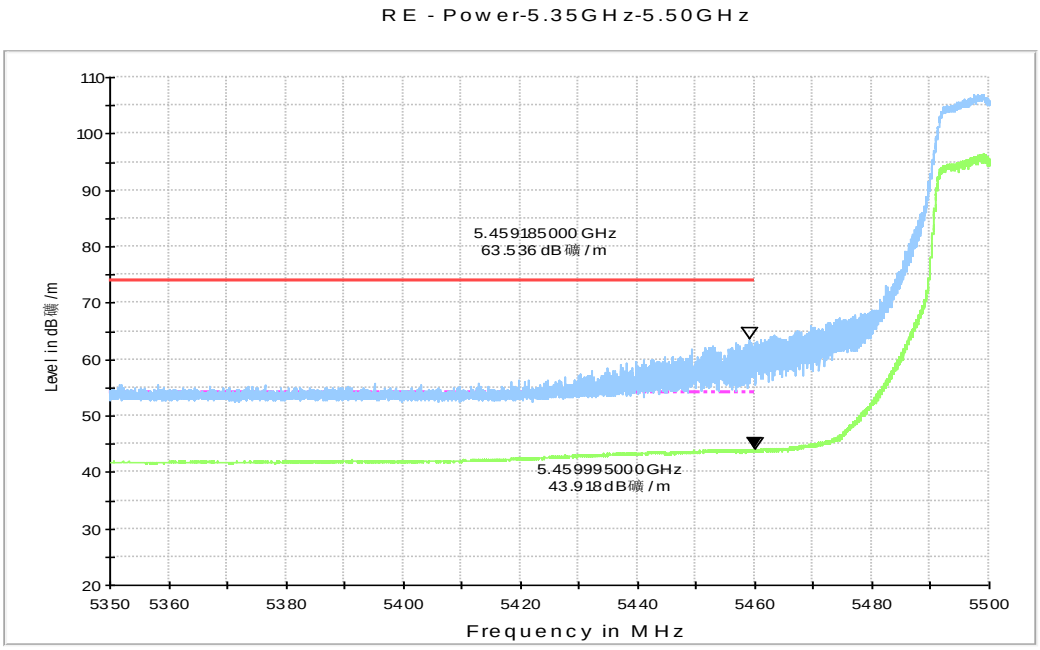

Fig.56 Band Edges (802.11n-HT20, 5500MHz)

©Copyright. All rights reserved by CTTL.

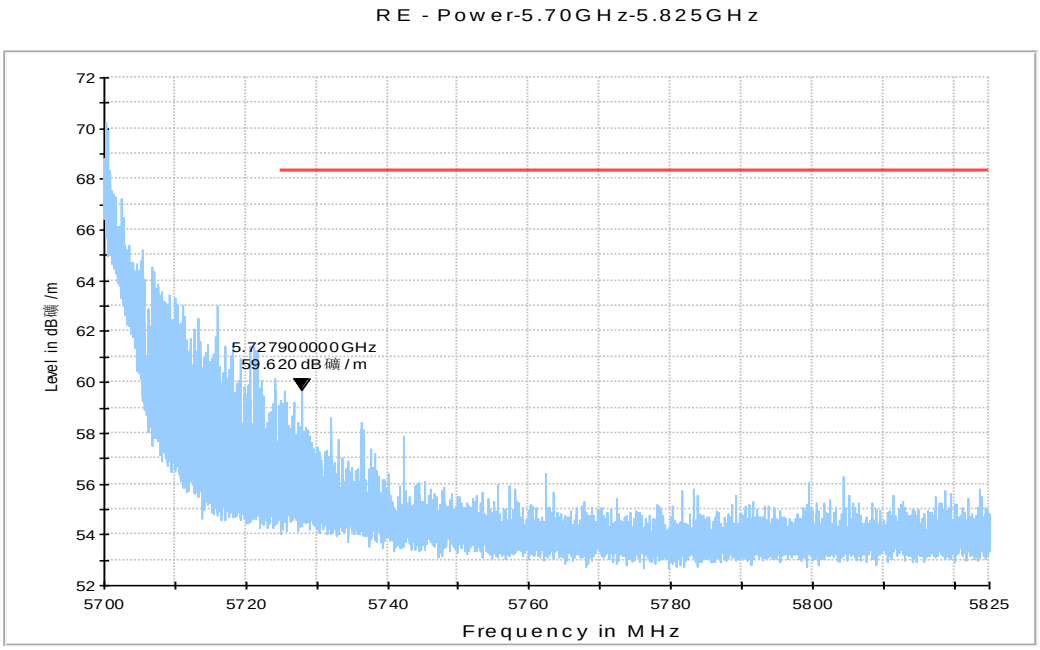

Fig.57 Band Edges (802.11n-HT20, 5680MHz)

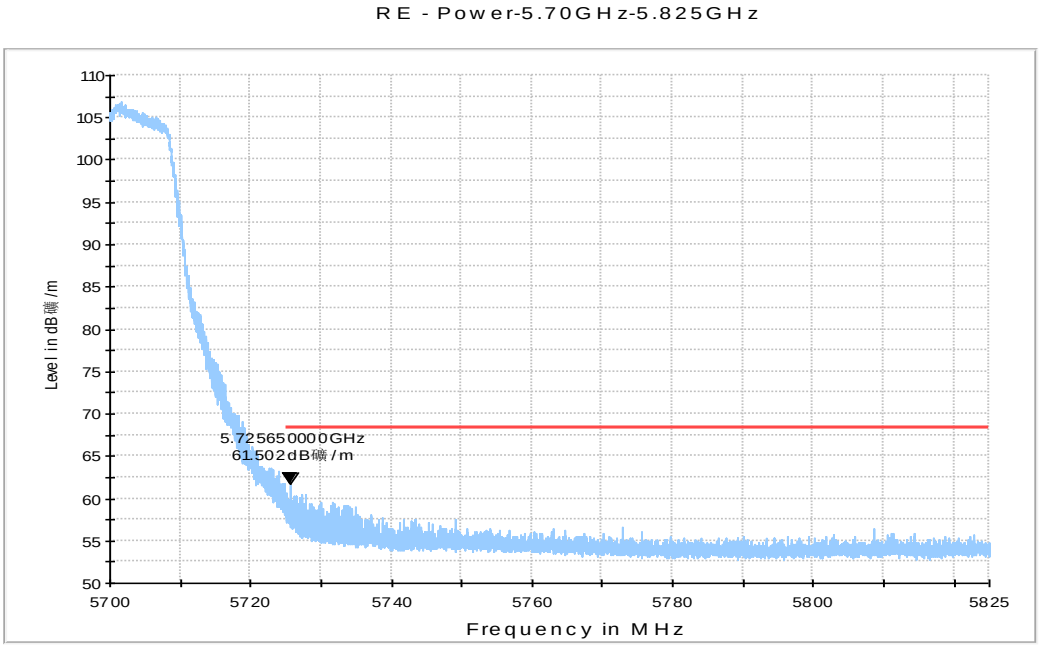

Fig.58 Band Edges (802.11n-HT20, 5700MHz)

©Copyright. All rights reserved by CTTL.

RE - Power-5.000GHz-5.175GHz

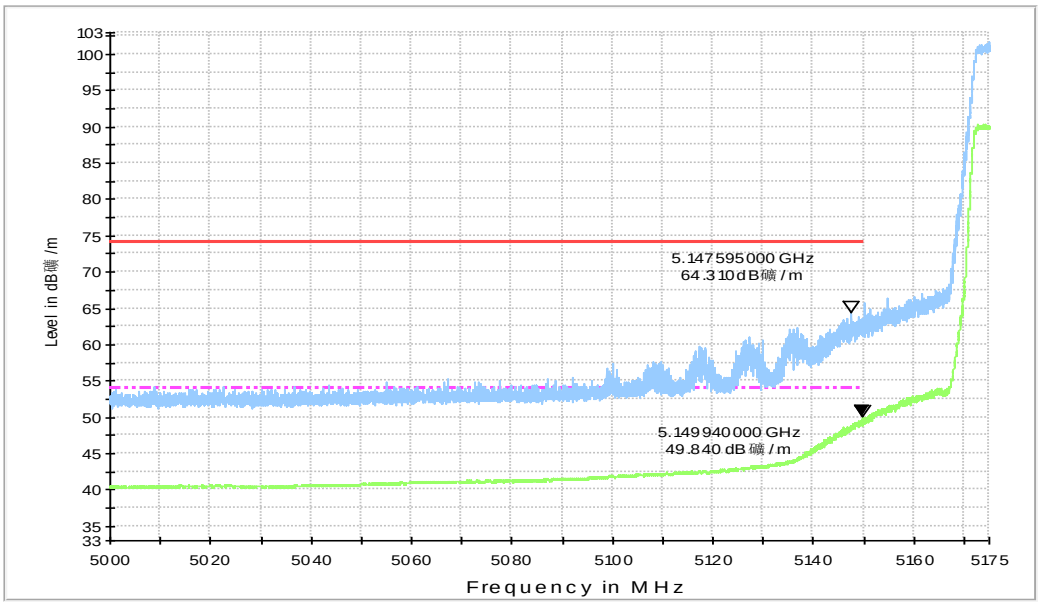

Fig.59 Band Edges (802.11n-HT40, 5190MHz)

RE - Power-5.325GHz-5.460GHz

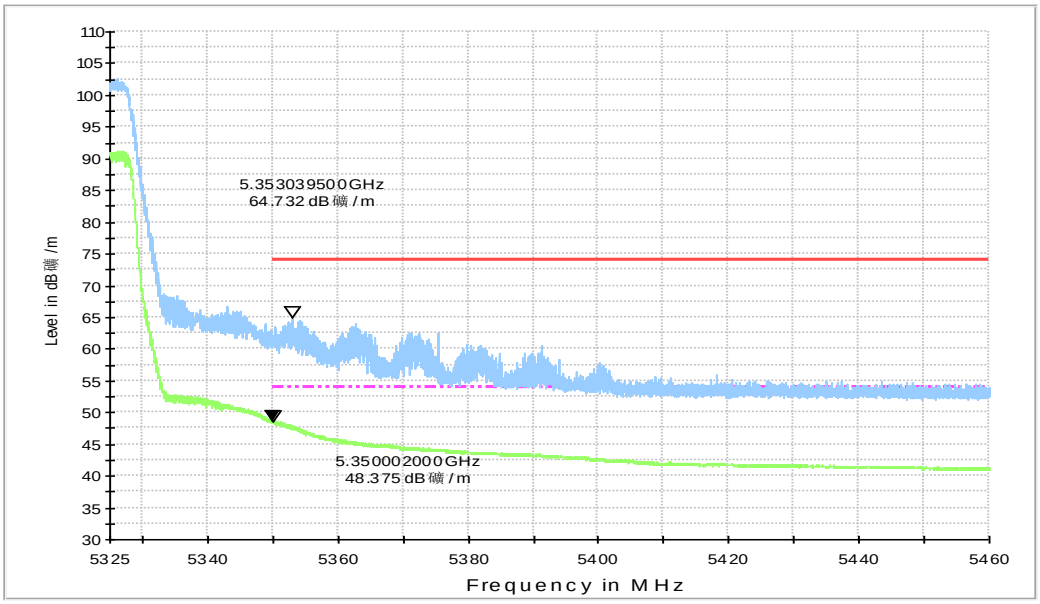

Fig.60 Band Edges (802.11n-HT40, 5310MHz)

©Copyright. All rights reserved by CTTL.

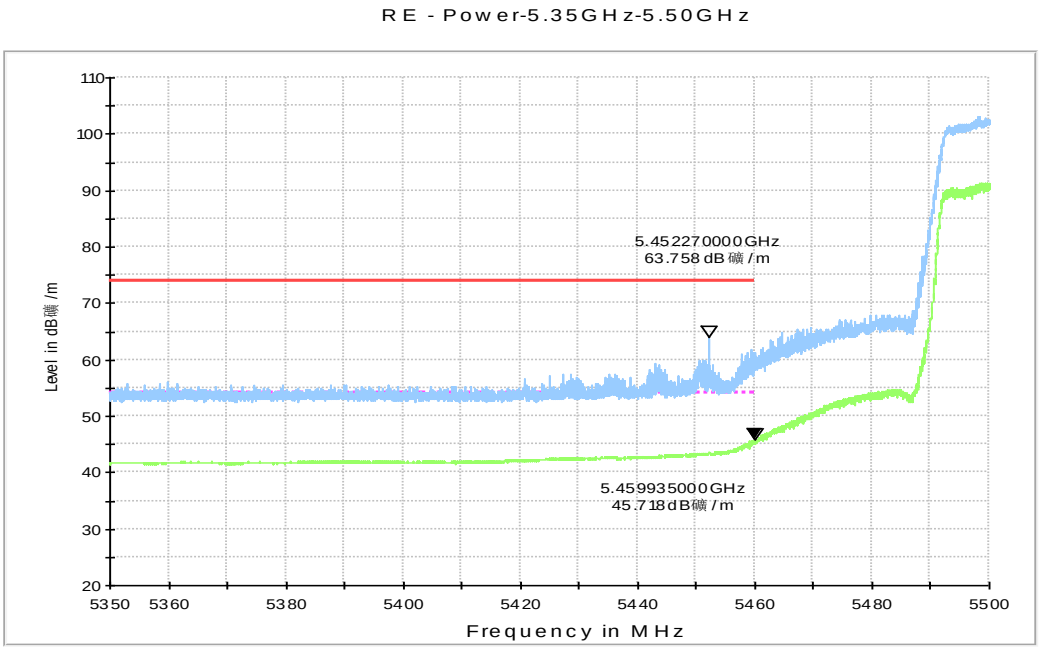

Fig.61 Band Edges (802.11n-HT40, 5510MHz)

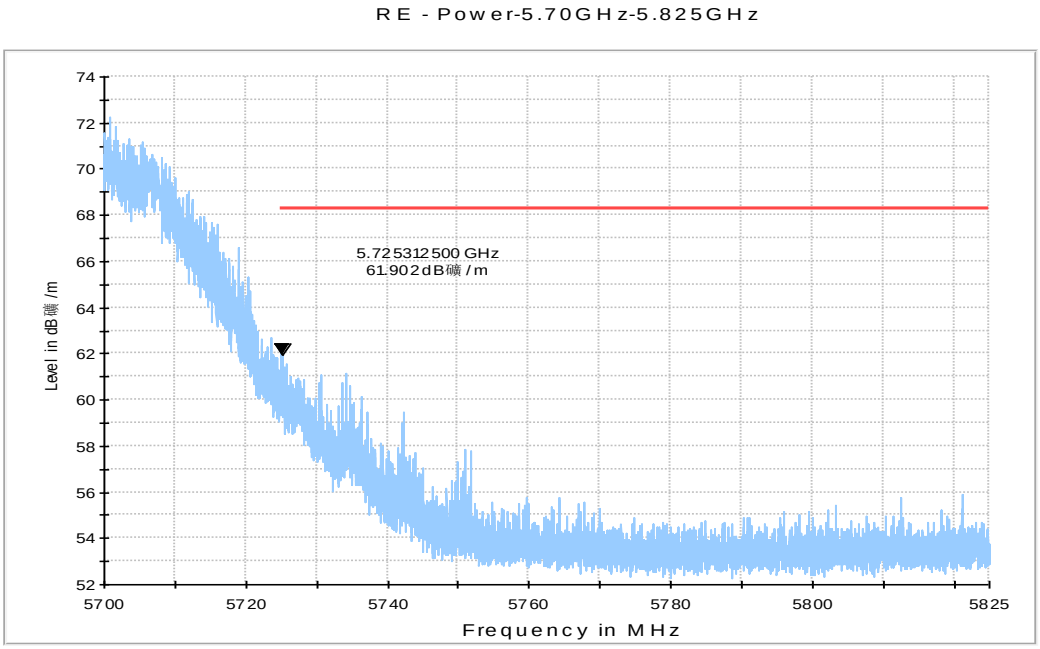

Fig.62 Band Edges (802.11n-HT40, 5670MHz)

©Copyright. All rights reserved by CTTL.

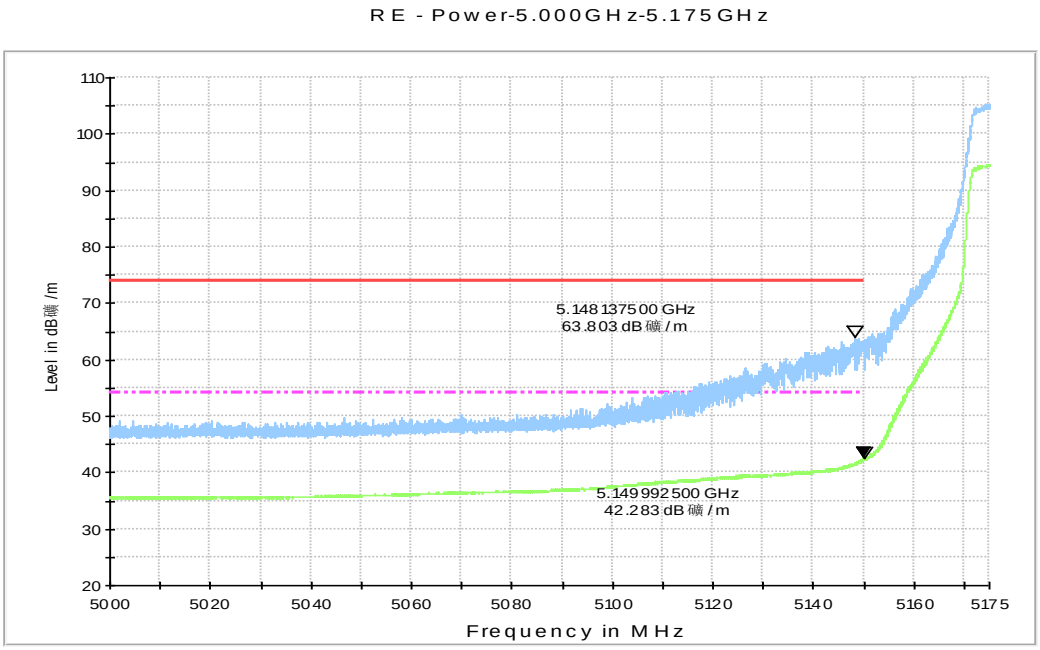

Fig.63 Band Edges (802.11ac-HT20, 5180MHz)

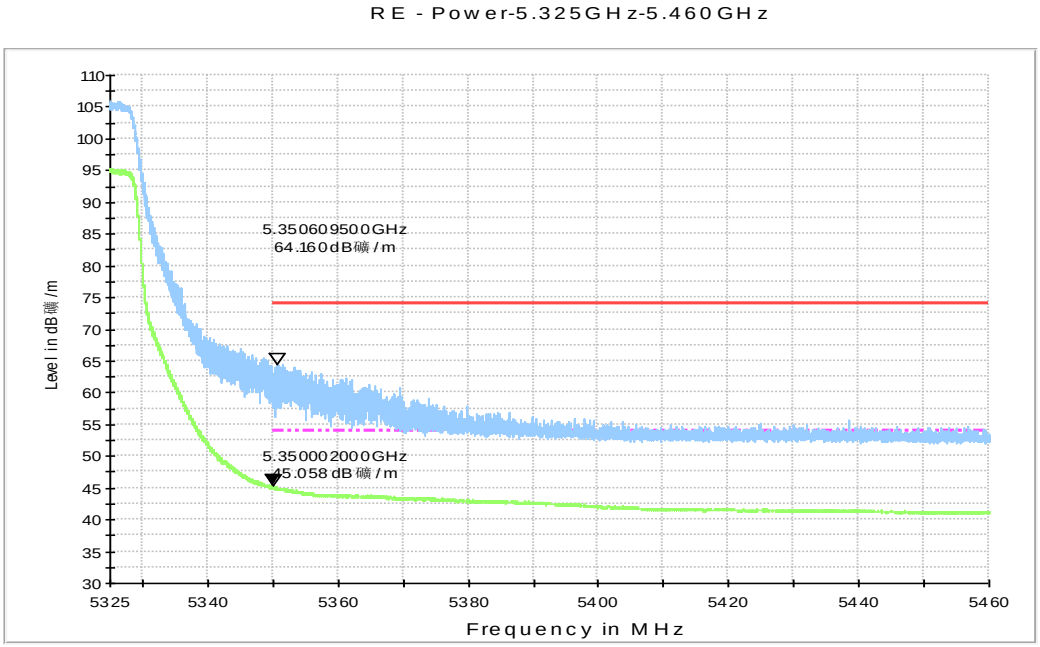

Fig.64 Band Edges (802.11ac-HT20, 5320MHz)

©Copyright. All rights reserved by CTTL.

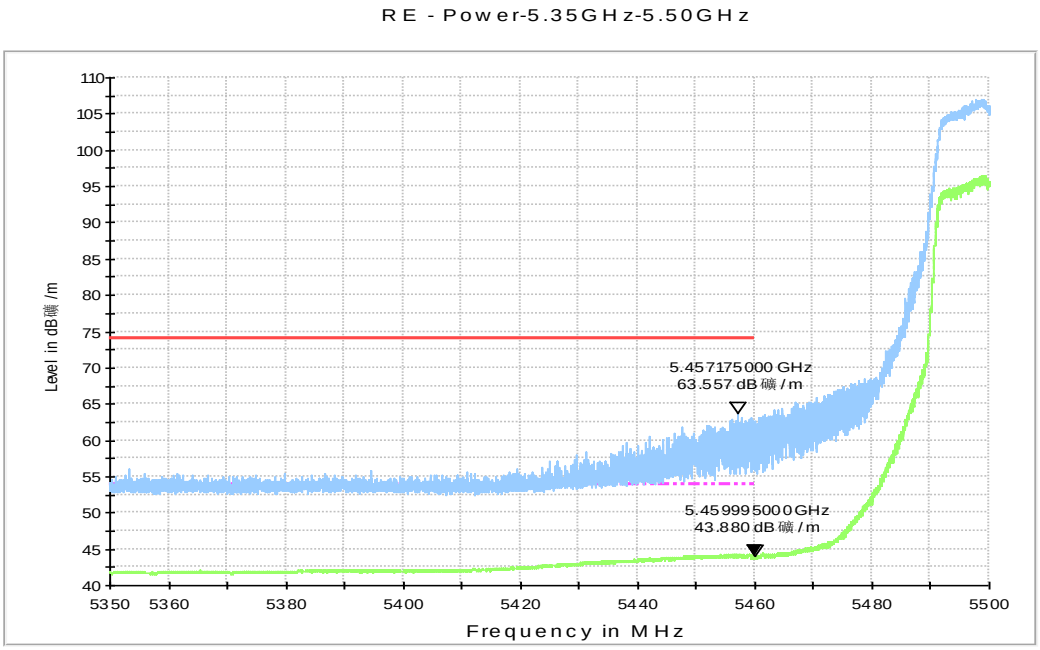

Fig.65 Band Edges (802.11ac-HT20, 5500MHz)

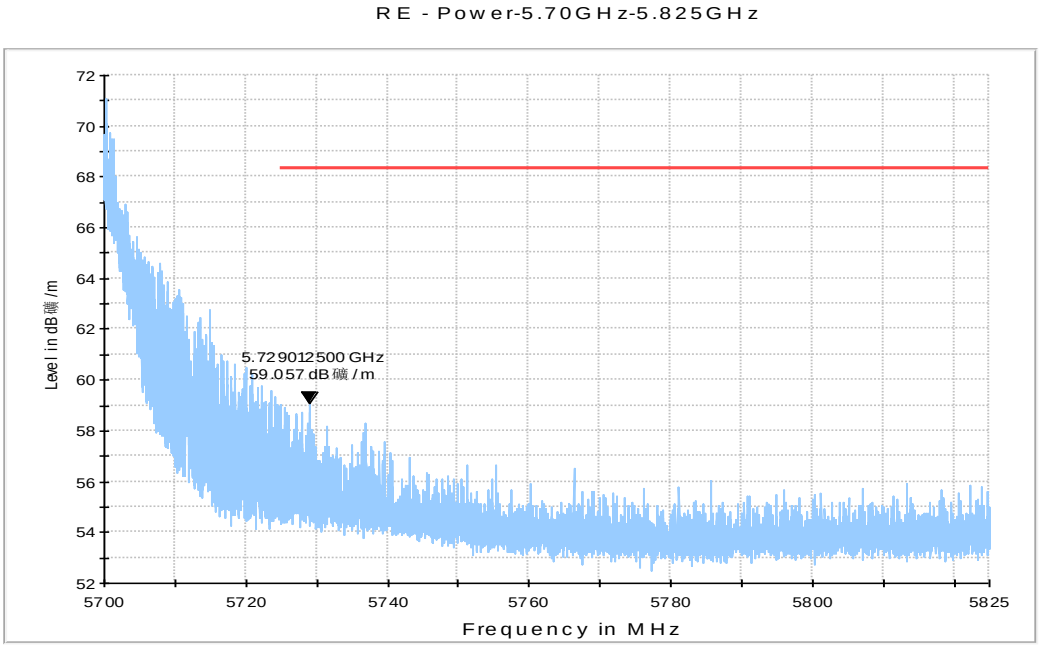

Fig.66 Band Edges (802.11ac-HT20, 5680MHz)

©Copyright. All rights reserved by CTTL.

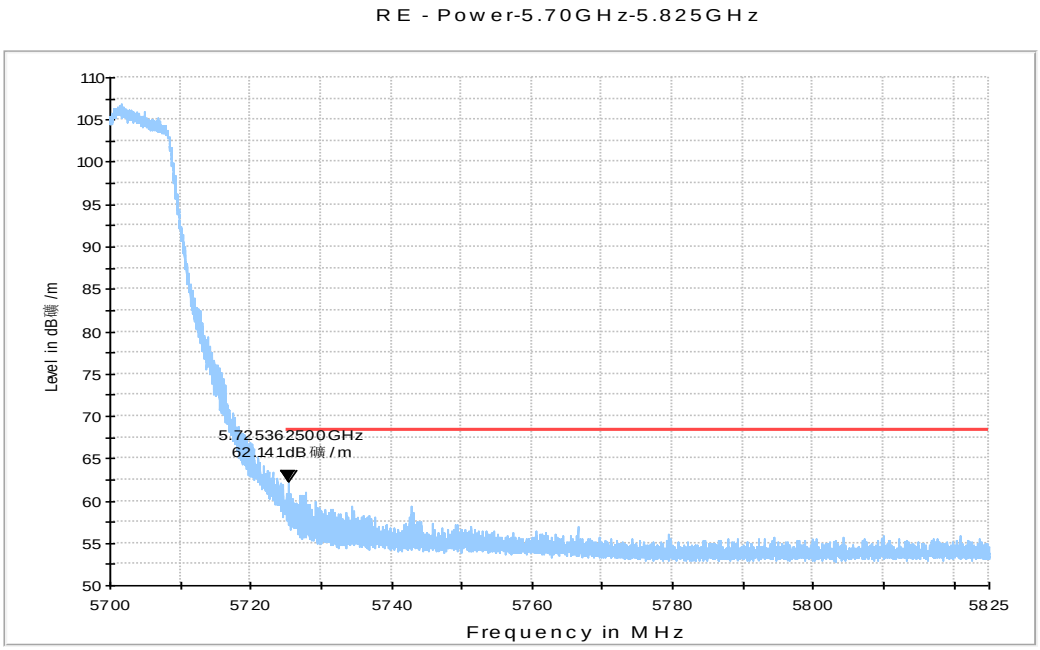

Fig.67 Band Edges (802.11ac-HT20, 5700MHz)

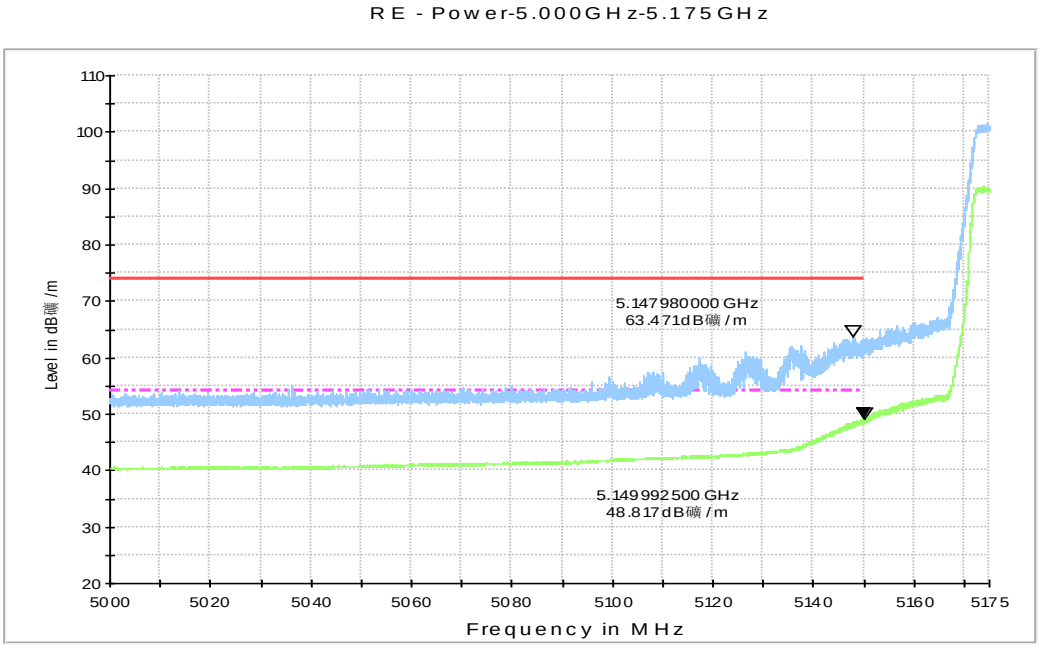

Fig.68 Band Edges (802.11ac-HT40, 5190MHz)

©Copyright. All rights reserved by CTTL.

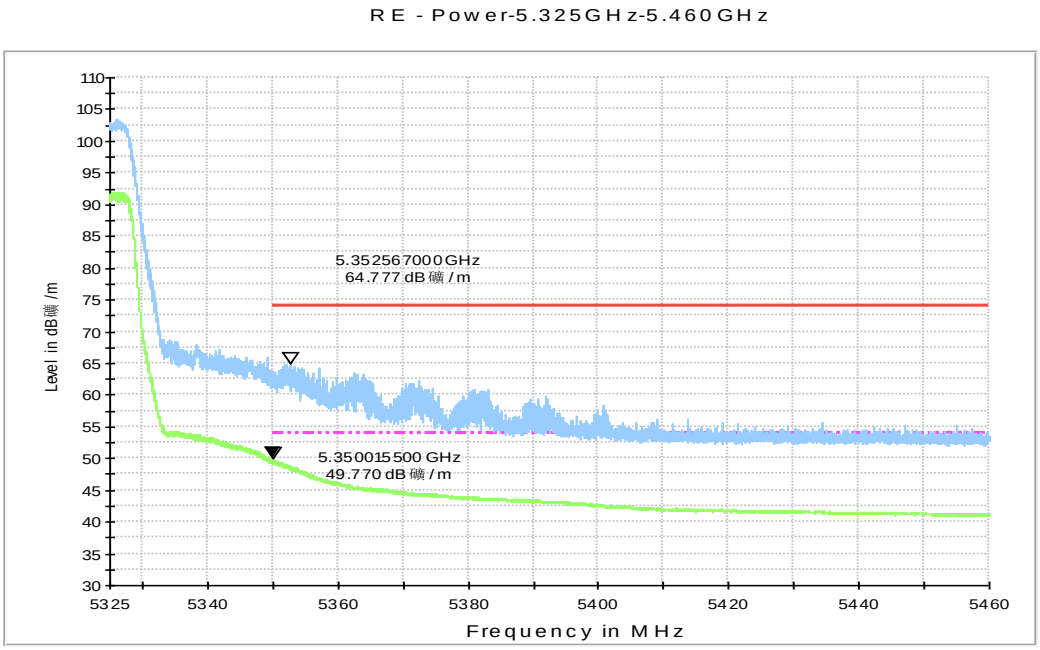

Fig.69 Band Edges (802.11ac-HT40, 5310MHz)

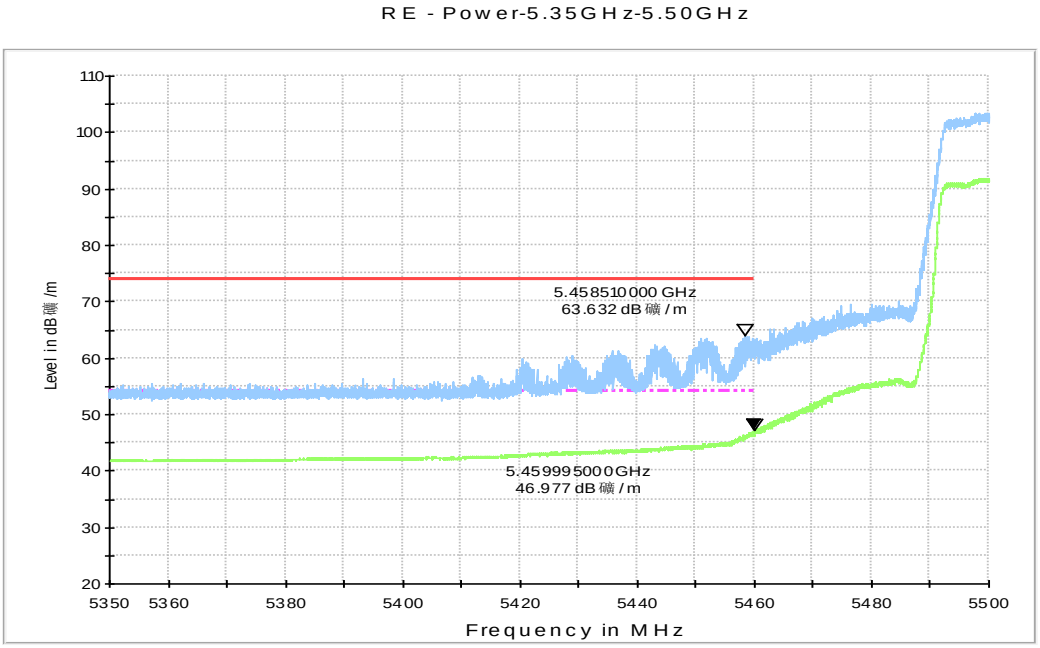

Fig.70 Band Edges (802.11ac-HT40, 5510MHz)

©Copyright. All rights reserved by CTTL.

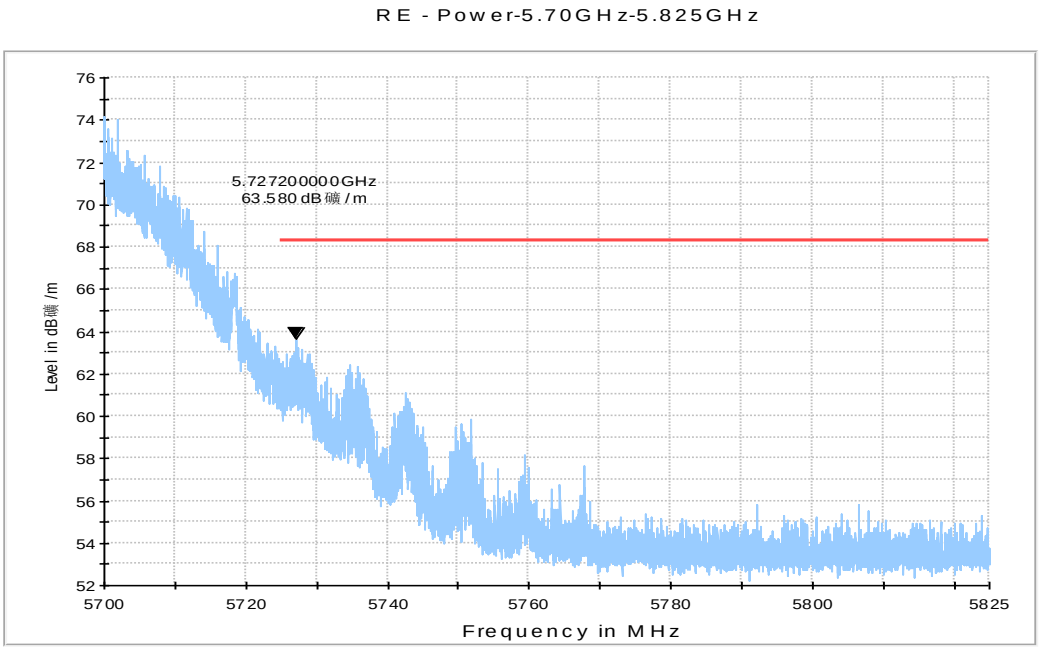

Fig.71 Band Edges (802.11ac-HT40, 5670MHz)

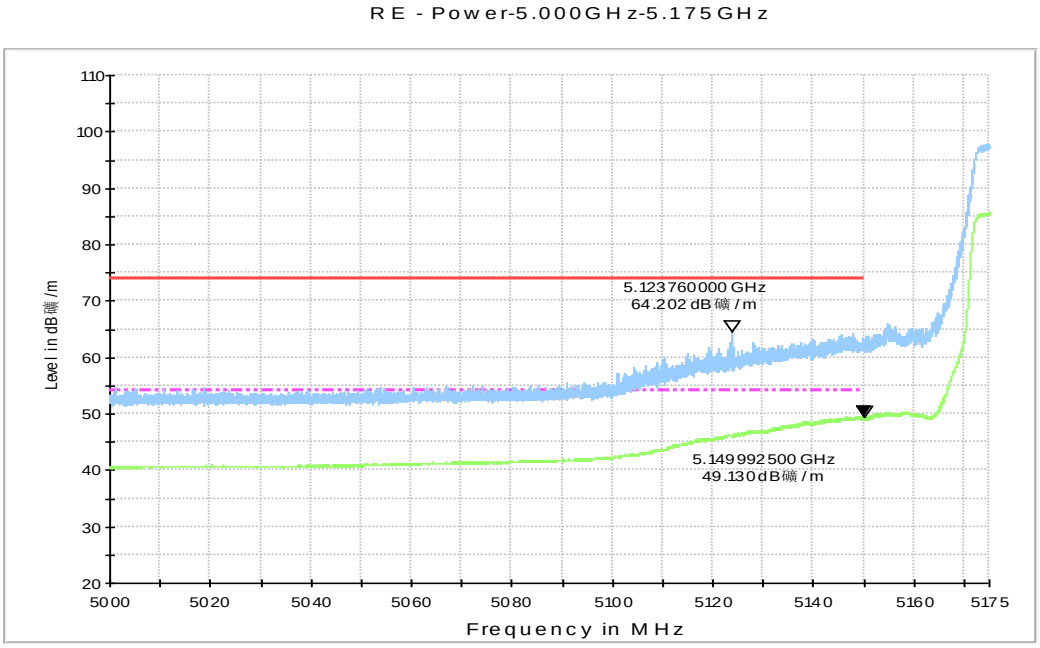

Fig.72 Band Edges (802.11ac-HT80, 5210MHz)

©Copyright. All rights reserved by CTTL.

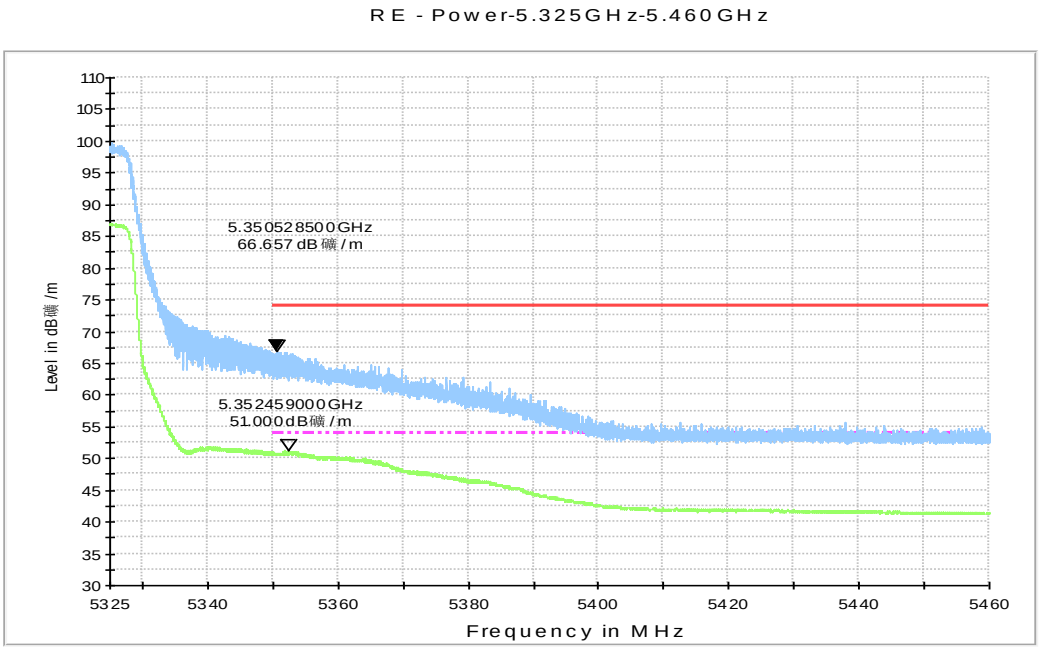

Fig.73 Band Edges (802.11ac-HT80, 5290MHz)

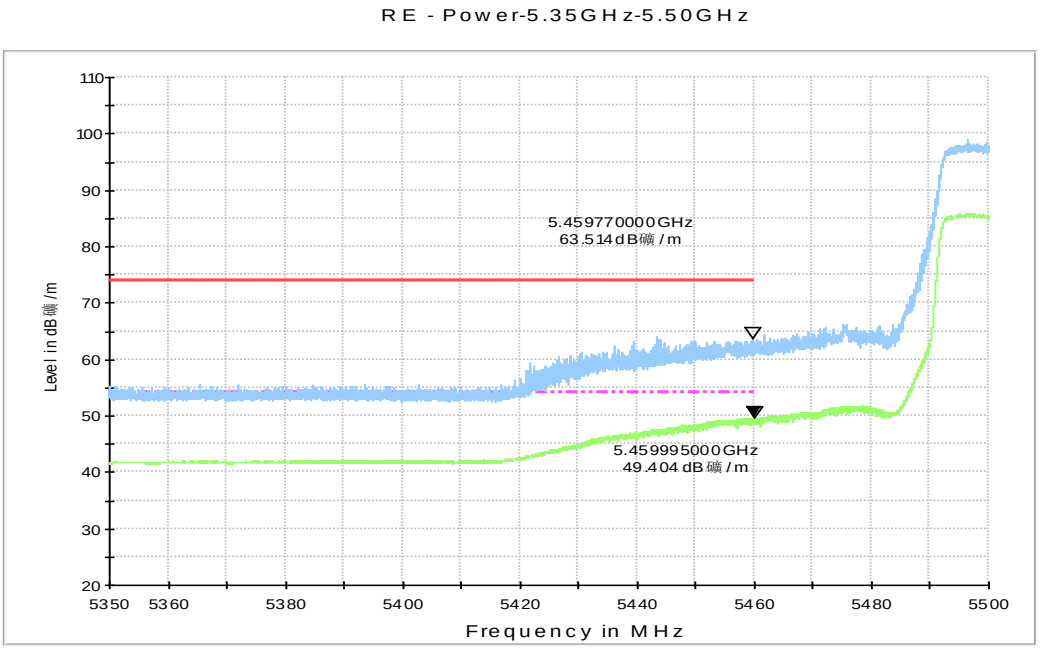

Fig.74 Band Edges (802.11ac-HT80, 5530MHz)

©Copyright. All rights reserved by CTTL.

A.6. Transmitter Spurious Emission

Measurement Limit:

Standard	Limit
FCC 47 CFR Part 15.407	-27 dBm/MHz

The measurement is made according to KDB 789033

In addition, radiated emissions which fall in the restricted bands, as defined in § 15.205(a), must also comply with the radiated emission limits specified in § 15.209(a) (see § 15.205(c)).

Limit in restricted band:

Frequency of emission (MHz)	Field strength(dBμV/m)	Measurement distance(m)
30-88	40.0	3
88-216	43.5	3
216-960	46.0	3
Above 960	54.0	3

Note: for frequency range below 960MHz, the limit in 15.209 is defined in 10m test distance. The limit used above is calculated from 10m to 3m

Measurement Results:

©Copyright. All rights reserved by CTTL.

802.11a mode

Mode	Channel	Frequency Range	Test Results	Conclusion
802.11a	36(5180MHz)	1 GHz ~ 3 GHz	---	P
		3 GHz ~ 7 GHz	---	P
		7 GHz ~ 18 GHz	---	P
	40(5200MHz)	30 MHz ~1 GHz	---	P
		1 GHz ~ 3 GHz	---	P
		3 GHz ~ 7 GHz	---	P
		7 GHz ~ 18 GHz	---	P
		18 GHz ~ 26.5 GHz	---	P
		26.5 GHz ~ 40 GHz	---	P
	48(5240MHz)	1 GHz ~ 3 GHz	---	P
		3 GHz ~ 7 GHz	---	P
		7 GHz ~ 18 GHz	---	P
	52(5260MHz)	1 GHz ~ 3 GHz	---	P
		3 GHz ~ 7 GHz	---	P
		7 GHz ~ 18 GHz	---	P
	56(5280MHz)	30 MHz ~1 GHz	---	P
		1 GHz ~ 3 GHz	---	P
		3 GHz ~ 7 GHz	---	P
		7 GHz ~ 18 GHz	---	P
		18 GHz ~ 26.5 GHz	---	P
		26.5 GHz ~ 40 GHz	---	P
	64(5320MHz)	1 GHz ~ 3 GHz	---	P
		3 GHz ~ 7 GHz	---	P
		7 GHz ~ 18 GHz	---	P
	100(5500MHz)	1 GHz ~ 3 GHz	---	P
		3 GHz ~ 7 GHz	---	P
		7 GHz ~ 18 GHz	---	P
	120(5600MHz)	30 MHz ~1 GHz	---	P
		1 GHz ~ 3 GHz	---	P
		3 GHz ~ 7 GHz	---	P
		7 GHz ~ 18 GHz	---	P
		18 GHz ~ 26.5 GHz	---	P
		26.5 GHz ~ 40 GHz	---	P
	140(5700MHz)	1 GHz ~ 3 GHz	---	P
		3 GHz ~ 7 GHz	---	P
		7 GHz ~ 18 GHz	---	P
	144(5720MHz)	1 GHz ~ 3 GHz	---	P
		3 GHz ~ 7 GHz	---	P
		7 GHz ~ 18 GHz	---	P

©Copyright. All rights reserved by CTTL.

802.11n-HT20 mode

Mode	Channel	Frequency Range	Test Results	Conclusion
802.11n -HT20	36(5180MHz)	1 GHz ~ 3 GHz	---	P
		3 GHz ~ 7 GHz	---	P
		7 GHz ~ 18 GHz	---	P
	40(5200MHz)	30 MHz ~1 GHz	---	P
		1 GHz ~ 3 GHz	---	P
		3 GHz ~ 7 GHz	---	P
		7 GHz ~ 18 GHz	---	P
		18 GHz ~ 26.5 GHz	---	P
		26.5 GHz ~ 40 GHz	---	P
	48(5240MHz)	1 GHz ~ 3 GHz	---	P
		3 GHz ~ 7 GHz	---	P
		7 GHz ~ 18 GHz	---	P
	52(5260MHz)	1 GHz ~ 3 GHz	---	P
		3 GHz ~ 7 GHz	---	P
		7 GHz ~ 18 GHz	---	P
	56(5280MHz)	30 MHz ~1 GHz	---	P
		1 GHz ~ 3 GHz	---	P
		3 GHz ~ 7 GHz	---	P
		7 GHz ~ 18 GHz	---	P
		18 GHz ~ 26.5 GHz	---	P
		26.5 GHz ~ 40 GHz	---	P
	64(5320MHz)	1 GHz ~ 3 GHz	---	P
		3 GHz ~ 7 GHz	---	P
		7 GHz ~ 18 GHz	---	P
	100(5500MHz)	1 GHz ~ 3 GHz	---	P
		3 GHz ~ 7 GHz	---	P
		7 GHz ~ 18 GHz	---	P
	120(5600MHz)	30 MHz ~1 GHz	---	P
		1 GHz ~ 3 GHz	---	P
		3 GHz ~ 7 GHz	---	P
		7 GHz ~ 18 GHz	---	P
		18 GHz ~ 26.5 GHz	---	P
		26.5 GHz ~ 40 GHz	---	P
	140(5700MHz)	1 GHz ~ 3 GHz	---	P
		3 GHz ~ 7 GHz	---	P
		7 GHz ~ 18 GHz	---	P
	144(5720MHz)	1 GHz ~ 3 GHz	---	P
		3 GHz ~ 7 GHz	---	P
		7 GHz ~ 18 GHz	---	P

©Copyright. All rights reserved by CTTL.

802.11n-HT40 mode

Mode	Channel	Frequency Range	Test Results	Conclusion
802.11n HT40	38(5190MHz)	30 MHz ~1 GHz	---	P
		1 GHz ~ 3 GHz	---	P
		3 GHz ~ 7 GHz	---	P
		7 GHz ~ 18 GHz	---	P
		18 GHz ~ 26.5 GHz	---	P
		26.5 GHz ~ 40 GHz	---	P
	46(5230MHz)	1 GHz ~ 3 GHz	---	P
		3 GHz ~ 7 GHz	---	P
		7 GHz ~ 18 GHz	---	P
	54(5270MHz)	30 MHz ~1 GHz	---	P
		1 GHz ~ 3 GHz	---	P
		3 GHz ~ 7 GHz	---	P
		7 GHz ~ 18 GHz	---	P
		18 GHz ~ 26.5 GHz	---	P
		26.5 GHz ~ 40 GHz	---	P
	62(5310MHz)	30 MHz ~1 GHz	---	P
		1 GHz ~ 3 GHz	---	P
		3 GHz ~ 7 GHz	---	P
		7 GHz ~ 18 GHz	---	P
		18 GHz ~ 26.5 GHz	---	P
		26.5 GHz ~ 40 GHz	---	P
	102(5510MHz)	30 MHz ~1 GHz	---	P
		1 GHz ~ 3 GHz	---	P
		3 GHz ~ 7 GHz	---	P
		7 GHz ~ 18 GHz	---	P
		18 GHz ~ 26.5 GHz	---	P
		26.5 GHz ~ 40 GHz	---	P
	118(5590MHz)	1 GHz ~ 3 GHz	---	P
		3 GHz ~ 7 GHz	---	P
		7 GHz ~ 18 GHz	---	P
	134(5670MHz)	30 MHz ~1 GHz	---	P
		1 GHz ~ 3 GHz	---	P
		3 GHz ~ 7 GHz	---	P
		7 GHz ~ 18 GHz	---	P
		18 GHz ~ 26.5 GHz	---	P
		26.5 GHz ~ 40 GHz	---	P
	142(5710MHz)	1 GHz ~ 3 GHz	---	P
		3 GHz ~ 7 GHz	---	P
		7 GHz ~ 18 GHz	---	P

©Copyright. All rights reserved by CTTL.

802.11ac-HT20 mode

Mode	Channel	Frequency Range	Test Results	Conclusion
802.11ac -HT20	36(5180MHz)	1 GHz ~ 3 GHz	---	P
		3 GHz ~ 7 GHz	---	P
		7 GHz ~ 18 GHz	---	P
	40(5200MHz)	30 MHz ~1 GHz	---	P
		1 GHz ~ 3 GHz	---	P
		3 GHz ~ 7 GHz	---	P
		7 GHz ~ 18 GHz	---	P
		18 GHz ~ 26.5 GHz	---	P
		26.5 GHz ~ 40 GHz	---	P
	48(5240MHz)	1 GHz ~ 3 GHz	---	P
		3 GHz ~ 7 GHz	---	P
		7 GHz ~ 18 GHz	---	P
	52(5260MHz)	1 GHz ~ 3 GHz	---	P
		3 GHz ~ 7 GHz	---	P
		7 GHz ~ 18 GHz	---	P
	56(5280MHz)	30 MHz ~1 GHz	---	P
		1 GHz ~ 3 GHz	---	P
		3 GHz ~ 7 GHz	---	P
		7 GHz ~ 18 GHz	---	P
		18 GHz ~ 26.5 GHz	---	P
		26.5 GHz ~ 40 GHz	---	P
	64(5320MHz)	1 GHz ~ 3 GHz	---	P
		3 GHz ~ 7 GHz	---	P
		7 GHz ~ 18 GHz	---	P
	100(5500MHz)	1 GHz ~ 3 GHz	---	P
		3 GHz ~ 7 GHz	---	P
		7 GHz ~ 18 GHz	---	P
	120(5600MHz)	30 MHz ~1 GHz	---	P
		1 GHz ~ 3 GHz	---	P
		3 GHz ~ 7 GHz	---	P
		7 GHz ~ 18 GHz	---	P
		18 GHz ~ 26.5 GHz	---	P
		26.5 GHz ~ 40 GHz	---	P
	140(5700MHz)	1 GHz ~ 3 GHz	---	P
		3 GHz ~ 7 GHz	---	P
		7 GHz ~ 18 GHz	---	P
	144(5720MHz)	1 GHz ~ 3 GHz	---	P
		3 GHz ~ 7 GHz	---	P
		7 GHz ~ 18 GHz	---	P

©Copyright. All rights reserved by CTTL.

802.11ac-HT40 mode

Mode	Channel	Frequency Range	Test Results	Conclusion
802.11ac HT40	38(5190MHz)	30 MHz ~1 GHz	---	P
		1 GHz ~ 3 GHz	---	P
		3 GHz ~ 7 GHz	---	P
		7 GHz ~ 18 GHz	---	P
		18 GHz ~ 26.5 GHz	---	P
		26.5 GHz ~ 40 GHz	---	P
	46(5230MHz)	1 GHz ~ 3 GHz	---	P
		3 GHz ~ 7 GHz	---	P
		7 GHz ~ 18 GHz	---	P
	54(5270MHz)	30 MHz ~1 GHz	---	P
		1 GHz ~ 3 GHz	---	P
		3 GHz ~ 7 GHz	---	P
		7 GHz ~ 18 GHz	---	P
		18 GHz ~ 26.5 GHz	---	P
		26.5 GHz ~ 40 GHz	---	P
	62(5310MHz)	30 MHz ~1 GHz	---	P
		1 GHz ~ 3 GHz	---	P
		3 GHz ~ 7 GHz	---	P
		7 GHz ~ 18 GHz	---	P
		18 GHz ~ 26.5 GHz	---	P
		26.5 GHz ~ 40 GHz	---	P
	102(5510MHz)	30 MHz ~1 GHz	---	P
		1 GHz ~ 3 GHz	---	P
		3 GHz ~ 7 GHz	---	P
		7 GHz ~ 18 GHz	---	P
		18 GHz ~ 26.5 GHz	---	P
		26.5 GHz ~ 40 GHz	---	P
	118(5590MHz)	1 GHz ~ 3 GHz	---	P
		3 GHz ~ 7 GHz	---	P
		7 GHz ~ 18 GHz	---	P
	134(5670MHz)	30 MHz ~1 GHz	---	P
		1 GHz ~ 3 GHz	---	P
		3 GHz ~ 7 GHz	---	P
		7 GHz ~ 18 GHz	---	P
		18 GHz ~ 26.5 GHz	---	P
		26.5 GHz ~ 40 GHz	---	P
	142(5710MHz)	1 GHz ~ 3 GHz	---	P
		3 GHz ~ 7 GHz	---	P
		7 GHz ~ 18 GHz	---	P

©Copyright. All rights reserved by CTTL.

802.11ac-HT80 mode

Mode	Channel	Frequency Range	Test Results	Conclusion
802.11ac –HT80	42(5210MHz)	1 GHz ~ 3 GHz	---	P
		3 GHz ~ 7 GHz	---	P
		7 GHz ~ 18 GHz	---	P
	58(5290MHz)	30 MHz ~1 GHz	---	P
		1 GHz ~ 3 GHz	---	P
		3 GHz ~ 7 GHz	---	P
		7 GHz ~ 18 GHz	---	P
		18 GHz ~ 26.5 GHz	---	P
		26.5 GHz ~ 40 GHz	---	P
	106(5530MHz)	1 GHz ~ 3 GHz	---	P
		3 GHz ~ 7 GHz	---	P
		7 GHz ~ 18 GHz	---	P
	138(5690MHz)	1 GHz ~ 3 GHz	---	P
		3 GHz ~ 7 GHz	---	P
		7 GHz ~ 18 GHz	---	P

Conclusion: PASS

Note:

A "reference path loss" is established and the A_{Rpl} is the attenuation of “reference path loss”, and including the gain of receive antenna, the gain of the preamplifier, the cable loss.

P_{Mea} is the field strength recorded from the instrument.

The measurement results are obtained as described below:

Result=P_{Mea}+$A_{Rpl=}$ P_{Mea}+Cable Loss+Antenna Factor

©Copyright. All rights reserved by CTTL.

AVERAGE Results:

802.11a

Channel 36

Frequency (MHz)	Measurement Result (dBμV/m)	Cable loss (dB)	Antenna Factor (dB/m)	Receiver Reading (dBμV)	Limit (dBμV/m)	Margin (dB)	Antenna Pol. (H/V)
5149.500	43.3	-33.3	34.3	42.24	54.0	10.7	H
5148.000	42.1	-33.3	34.3	41.01	54.0	11.9	H
10359.400	38.4	-29.7	37.5	30.57	54.0	15.6	H
14470.120	34.5	-25.0	39.6	20.02	54.0	19.5	H
15354.620	35.6	-24.4	40.1	19.91	54.0	18.4	H
17703.050	38.5	-22.2	41.2	19.43	54.0	15.5	H

Channel 40

Frequency (MHz)	Measurement Result (dBμV/m)	Cable loss (dB)	Antenna Factor (dB/m)	Receiver Reading (dBμV)	Limit (dBμV/m)	Margin (dB)	Antenna Pol. (H/V)
5148.800	41.8	-33.3	34.3	40.78	54.0	12.2	H
5351.600	40.8	-32.3	34.5	38.65	54.0	13.2	H
10399.550	38.2	-29.3	37.5	29.98	54.0	15.8	H
14498.560	34.6	-25.1	39.6	20.07	54.0	19.4	H
16199.300	36.7	-23.2	41.0	18.87	54.0	17.3	H
17915.360	38.8	-22.6	41.3	20.21	54.0	15.2	H

Channel 48

Frequency (MHz)	Measurement Result (dBμV/m)	Cable loss (dB)	Antenna Factor (dB/m)	Receiver Reading (dBμV)	Limit (dBμV/m)	Margin (dB)	Antenna Pol. (H/V)
5150.000	40.5	-33.3	34.3	39.43	54.0	13.5	H
5350.000	41.0	-32.3	34.5	38.79	54.0	13.0	H
10479.850	38.0	-29.6	37.6	30.01	54.0	16.0	H
13384.400	33.9	-27.6	39.0	22.57	54.0	20.1	H
16067.350	36.7	-23.5	40.9	19.35	54.0	17.3	H
17918.500	38.8	-22.7	41.3	20.15	54.0	15.2	H

©Copyright. All rights reserved by CTTL.

Channel 52

Frequency (MHz)	Measurement Result (dBμV/m)	Cable loss (dB)	Antenna Factor (dB/m)	Receiver Reading (dBμV)	Limit (dBμV/m)	Margin (dB)	Antenna Pol. (H/V)
5149.200	40.4	-23.3	34.3	29.34	54.0	13.6	H
5350.800	41.2	-22.3	34.5	28.99	54.0	12.8	H
10520.000	38.0	-29.6	37.6	30.04	54.0	16.0	H
14475.500	34.7	-25.1	39.6	20.13	54.0	19.4	H
16200.800	36.7	-23.2	41.0	18.94	54.0	17.3	H
17920.300	38.5	-22.7	41.3	19.92	54.0	15.5	H

Channel 56

Frequency (MHz)	Measurement Result (dBμV/m)	Cable loss (dB)	Antenna Factor (dB/m)	Receiver Reading (dBμV)	Limit (dBμV/m)	Margin (dB)	Antenna Pol. (H/V)
5148.400	40.3	-23.3	34.3	29.28	54.0	13.7	H
5352.400	41.8	-22.3	34.5	29.64	54.0	12.2	H
10560.150	36.7	-29.4	37.6	28.47	54.0	17.3	H
13387.500	33.9	-27.6	39.0	22.59	54.0	20.1	H
15575.650	36.2	-24.5	40.3	20.46	54.0	17.8	H
17775.800	38.4	-22.4	41.3	19.45	54.0	15.7	H

Channel 64

Frequency (MHz)	Measurement Result (dBμV/m)	Cable loss (dB)	Antenna Factor (dB/m)	Receiver Reading (dBμV)	Limit (dBμV/m)	Margin (dB)	Antenna Pol. (H/V)
5352.000	44.1	-22.3	34.5	31.86	54.0	9.9	H
5350.500	44.6	-22.3	34.5	32.36	54.0	9.4	H
10639.900	39.3	-29.3	37.7	30.89	54.0	14.7	H
13250.650	34.6	-28.0	39.0	23.48	54.0	19.4	H
16145.800	37.2	-23.3	41.0	19.55	54.0	16.8	H
17839.500	38.6	-22.5	41.3	19.87	54.0	15.4	H

©Copyright. All rights reserved by CTTL.

Channel 100

Frequency (MHz)	Measurement Result (dBμV/m)	Cable loss (dB)	Antenna Factor (dB/m)	Receiver Reading (dBμV)	Limit (dBμV/m)	Margin (dB)	Antenna Pol. (H/V)
5457.000	43.2	-22.7	34.6	31.31	54.0	10.8	H
5460.000	43.5	-22.7	34.6	31.59	54.0	10.5	H
10999.600	37.5	-29.9	37.9	29.52	54.0	16.5	H
16499.600	37.3	-23.2	41.4	19.11	54.0	16.7	H
17750.300	38.5	-22.3	41.3	19.50	54.0	15.5	H
17908.700	38.9	-22.6	41.3	20.27	54.0	15.1	H

Channel 120

Frequency (MHz)	Measurement Result (dBμV/m)	Cable loss (dB)	Antenna Factor (dB/m)	Receiver Reading (dBμV)	Limit (dBμV/m)	Margin (dB)	Antenna Pol. (H/V)
5353.200	40.7	-22.3	34.5	28.55	54.0	13.3	H
5391.600	40.8	-22.3	34.5	28.60	54.0	13.2	H
11199.800	39.1	-30.4	38.1	31.36	54.0	14.9	H
16799.900	37.5	-23.0	41.6	18.91	54.0	16.5	H
17741.500	38.5	-22.3	41.2	19.52	54.0	15.5	H
17903.200	38.8	-22.6	41.3	20.17	54.0	15.2	H

Channel 140

Frequency (MHz)	Measurement Result (dBμV/m)	Cable loss (dB)	Antenna Factor (dB/m)	Receiver Reading (dBμV)	Limit (dBμV/m)	Margin (dB)	Antenna Pol. (H/V)
5454.200	41.3	-22.7	34.6	29.43	54.0	12.7	H
5355.500	41.2	-22.3	34.5	29.02	54.0	12.8	H
11400.000	37.2	-29.7	38.4	28.51	54.0	16.8	H
17100.200	38.2	-23.0	41.6	19.62	54.0	15.8	H
17760.200	38.4	-22.3	41.3	19.49	54.0	15.6	H
17917.500	38.8	-22.7	41.3	20.18	54.0	15.2	H

©Copyright. All rights reserved by CTTL.

Channel 144

Frequency (MHz)	Measurement Result (dBμV/m)	Cable loss (dB)	Antenna Factor (dB/m)	Receiver Reading (dBμV)	Limit (dBμV/m)	Margin (dB)	Antenna Pol. (H/V)
5352.800	40.7	-22.3	34.5	28.51	54	13.3	H
5374.800	40.7	-22.3	34.5	28.52	54	13.3	H
11439.600	36.5	-29.5	38.4	27.55	54	17.5	H
17159.600	37.9	-23.0	41.5	19.33	54	16.1	H
17711.800	38.6	-22.2	41.2	19.57	54	15.4	H
17927.400	38.8	-22.7	41.3	20.20	54	15.2	H

802.11n-HT20

Channel 36

Frequency (MHz)	Measurement Result (dBμV/m)	Cable loss (dB)	Antenna Factor (dB/m)	Receiver Reading (dBμV)	Limit (dBμV/m)	Margin (dB)	Antenna Pol. (H/V)
5146.500	40.3	-33.3	34.3	39.30	54.0	13.7	H
5149.500	41.0	-33.3	34.3	39.93	54.0	13.0	H
10359.950	37.8	-29.7	37.5	30.03	54.0	16.2	H
13385.600	33.9	-27.6	39.0	22.49	54.0	20.2	H
15575.500	36.1	-24.5	40.3	20.33	54.0	17.9	H
17778.950	38.2	-22.4	41.3	19.35	54.0	15.8	H

Channel 40

Frequency (MHz)	Measurement Result (dBμV/m)	Cable loss (dB)	Antenna Factor (dB/m)	Receiver Reading (dBμV)	Limit (dBμV/m)	Margin (dB)	Antenna Pol. (H/V)
5147.200	41.5	-33.3	34.3	40.43	54.0	12.5	H
5361.200	40.9	-32.3	34.5	38.68	54.0	13.1	H
10399.550	37.0	-29.3	37.5	28.83	54.0	17.0	H
14468.500	34.6	-25.0	39.6	20.04	54.0	19.5	H
16200.500	36.8	-23.2	41.0	18.97	54.0	17.2	H
17837.600	38.4	-22.5	41.3	19.64	54.0	15.6	H

©Copyright. All rights reserved by CTTL.

Channel 48

Frequency (MHz)	Measurement Result (dBμV/m)	Cable loss (dB)	Antenna Factor (dB/m)	Receiver Reading (dBμV)	Limit (dBμV/m)	Margin (dB)	Antenna Pol. (H/V)
5146.400	40.5	-33.3	34.3	39.49	54.0	13.5	H
5353.600	41.0	-32.3	34.5	38.78	54.0	13.0	H
10479.850	37.6	-29.6	37.6	29.58	54.0	16.4	H
14498.580	34.5	-25.1	39.6	20.00	54.0	19.5	H
16068.500	36.8	-23.5	40.9	19.45	54.0	17.2	H
17775.900	38.2	-22.4	41.3	19.33	54.0	15.8	H

Channel 52

Frequency (MHz)	Measurement Result (dBμV/m)	Cable loss (dB)	Antenna Factor (dB/m)	Receiver Reading (dBμV)	Limit (dBμV/m)	Margin (dB)	Antenna Pol. (H/V)
5150.000	40.3	-23.3	34.3	29.28	54.0	13.7	H
5353.200	41.3	-22.3	34.5	29.07	54.0	12.7	H
10520.000	37.0	-29.6	37.6	29.01	54.0	17.0	H
15355.500	35.6	-24.4	40.1	20.00	54.0	18.4	H
16015.800	36.7	-23.7	40.8	19.57	54.0	17.3	H
17780.500	38.3	-22.4	41.3	19.36	54.0	15.8	H

Channel 56

Frequency (MHz)	Measurement Result (dBμV/m)	Cable loss (dB)	Antenna Factor (dB/m)	Receiver Reading (dBμV)	Limit (dBμV/m)	Margin (dB)	Antenna Pol. (H/V)
5142.400	40.3	-23.3	34.3	29.31	54.0	13.7	H
5352.400	41.8	-22.3	34.5	29.65	54.0	12.2	H
10559.600	35.9	-29.4	37.6	27.71	54.0	18.1	H
16148.500	37.2	-23.3	41.0	19.53	54.0	16.8	H
17705.600	38.5	-22.2	41.2	19.47	54.0	15.5	H
17945.500	38.6	-22.7	41.3	19.98	54.0	15.4	H

©Copyright. All rights reserved by CTTL.

Channel 64

Frequency (MHz)	Measurement Result (dBμV/m)	Cable loss (dB)	Antenna Factor (dB/m)	Receiver Reading (dBμV)	Limit (dBμV/m)	Margin (dB)	Antenna Pol. (H/V)
5350.500	43.7	-22.3	34.5	31.46	54.0	10.4	H
5355.000	42.9	-22.3	34.5	30.74	54.0	11.1	H
10639.400	37.7	-29.3	37.7	29.31	54.0	16.3	H
15582.500	36.2	-24.5	40.3	20.45	54.0	17.8	H
17715.360	38.8	-22.2	41.2	19.72	54.0	15.3	H
17840.600	38.5	-22.5	41.3	19.77	54.0	15.5	H

Channel 100

Frequency (MHz)	Measurement Result (dBμV/m)	Cable loss (dB)	Antenna Factor (dB/m)	Receiver Reading (dBμV)	Limit (dBμV/m)	Margin (dB)	Antenna Pol. (H/V)
5455.500	43.0	-22.7	34.6	31.12	54.0	11.0	H
5460.000	43.1	-22.7	34.6	31.23	54.0	10.9	H
10999.600	37.1	-29.9	37.9	29.10	54.0	16.9	H
16499.600	37.3	-23.2	41.4	19.04	54.0	16.7	H
17707.400	38.5	-22.2	41.2	19.44	54.0	15.5	H
17908.700	38.8	-22.6	41.3	20.20	54.0	15.2	H

Channel 120

Frequency (MHz)	Measurement Result (dBμV/m)	Cable loss (dB)	Antenna Factor (dB/m)	Receiver Reading (dBμV)	Limit (dBμV/m)	Margin (dB)	Antenna Pol. (H/V)
5354.000	40.7	-22.3	34.5	28.52	54.0	13.3	H
5390.400	40.8	-22.3	34.5	28.60	54.0	13.2	H
11199.800	38.8	-30.4	38.1	31.04	54.0	15.2	H
16799.900	37.5	-23.0	41.6	18.87	54.0	16.5	H
17706.300	38.6	-22.2	41.2	19.54	54.0	15.4	H
17916.400	38.8	-22.7	41.3	20.19	54.0	15.2	H

©Copyright. All rights reserved by CTTL.

Channel 140

Frequency (MHz)	Measurement Result (dBμV/m)	Cable loss (dB)	Antenna Factor (dB/m)	Receiver Reading (dBμV)	Limit (dBμV/m)	Margin (dB)	Antenna Pol. (H/V)
5397.600	40.7	-22.3	34.5	28.46	54.0	13.3	H
5419.800	41.0	-22.5	34.5	28.91	54.0	13.0	H
11400.000	37.2	-29.7	38.4	28.52	54.0	16.8	H
17100.200	38.1	-23.0	41.6	19.50	54.0	15.9	H
17707.400	38.5	-22.2	41.2	19.40	54.0	15.5	H
17899.900	38.8	-22.6	41.3	20.13	54.0	15.2	H

Channel 144

Frequency (MHz)	Measurement Result (dBμV/m)	Cable loss (dB)	Antenna Factor (dB/m)	Receiver Reading (dBμV)	Limit (dBμV/m)	Margin (dB)	Antenna Pol. (H/V)
5349.600	40.7	-22.3	34.5	28.52	54	13.3	H
5384.800	40.7	-22.3	34.5	28.49	54	13.3	H
11439.600	36.5	-29.5	38.4	27.53	54	17.5	H
17159.600	37.8	-23.0	41.5	19.23	54	16.2	H
17709.600	38.6	-22.2	41.2	19.56	54	15.4	H
17915.300	38.8	-22.6	41.3	20.21	54	15.2	H

802.11n-HT40

Channel 38

Frequency (MHz)	Measurement Result (dBμV/m)	Cable loss (dB)	Antenna Factor (dB/m)	Receiver Reading (dBμV)	Limit (dBμV/m)	Margin (dB)	Antenna Pol. (H/V)
5148.000	47.7	-23.3	34.3	36.68	54.0	6.3	H
5149.500	48.2	-23.3	34.3	37.11	54.0	5.8	H
10379.750	36.5	-29.5	37.5	28.45	54.0	17.5	H
14470.500	34.5	-25.1	39.6	20.02	54.0	19.5	H
16202.750	36.7	-23.2	41.0	18.84	54.0	17.4	H
17882.500	38.5	-22.6	41.3	19.85	54.0	15.5	H

©Copyright. All rights reserved by CTTL.

Channel 46

Frequency (MHz)	Measurement Result (dBμV/m)	Cable loss (dB)	Antenna Factor (dB/m)	Receiver Reading (dBμV)	Limit (dBμV/m)	Margin (dB)	Antenna Pol. (H/V)
5149.200	41.2	-23.3	34.3	30.12	54.0	12.8	H
5352.800	41.1	-22.3	34.5	28.91	54.0	12.9	H
10460.050	36.1	-29.5	37.6	28.03	54.0	17.9	H
14475.500	34.5	-25.1	39.6	20.02	54.0	19.5	H
15355.500	35.6	-24.4	40.1	19.98	54.0	18.4	H
16015.500	36.7	-23.7	40.8	19.54	54.0	17.3	H

Channel 54

Frequency (MHz)	Measurement Result (dBμV/m)	Cable loss (dB)	Antenna Factor (dB/m)	Receiver Reading (dBμV)	Limit (dBμV/m)	Margin (dB)	Antenna Pol. (H/V)
5149.600	40.5	-23.3	34.3	29.41	54.0	13.5	H
5350.000	42.6	-22.3	34.5	30.45	54.0	11.4	H
10539.800	34.3	-29.5	37.6	26.23	54.0	19.7	H
15809.900	36.2	-24.1	40.6	19.72	54.0	17.8	H
17835.000	38.5	-22.5	41.3	19.67	54.0	15.5	H
17919.700	38.8	-22.7	41.3	20.17	54.0	15.2	H

Channel 62

Frequency (MHz)	Measurement Result (dBμV/m)	Cable loss (dB)	Antenna Factor (dB/m)	Receiver Reading (dBμV)	Limit (dBμV/m)	Margin (dB)	Antenna Pol. (H/V)
5350.500	47.1	-22.3	34.5	34.95	54.0	6.9	H
5353.500	46.2	-22.3	34.5	34.03	54.0	7.8	H
10620.100	35.3	-29.2	37.7	26.83	54.0	18.7	H
15929.800	36.3	-23.9	40.7	19.42	54.0	17.7	H
17710.700	38.6	-22.2	41.2	19.57	54.0	15.4	H
17913.100	38.8	-22.6	41.3	20.17	54.0	15.2	H

©Copyright. All rights reserved by CTTL.

Channel 102

Frequency (MHz)	Measurement Result (dBμV/m)	Cable loss (dB)	Antenna Factor (dB/m)	Receiver Reading (dBμV)	Limit (dBμV/m)	Margin (dB)	Antenna Pol. (H/V)
5458.500	44.1	-22.7	34.6	32.21	54.0	9.9	H
5460.000	45.1	-22.7	34.6	33.18	54.0	8.9	H
11019.400	35.6	-29.8	37.9	27.50	54.0	18.4	H
16530.400	37.1	-23.2	41.4	18.87	54.0	16.9	H
17717.300	38.5	-22.2	41.2	19.44	54.0	15.5	H
17910.900	38.8	-22.6	41.3	20.19	54.0	15.2	H

Channel 118

Frequency (MHz)	Measurement Result (dBμV/m)	Cable loss (dB)	Antenna Factor (dB/m)	Receiver Reading (dBμV)	Limit (dBμV/m)	Margin (dB)	Antenna Pol. (H/V)
5360.800	40.8	-22.3	34.5	28.63	54.0	13.2	H
5382.800	40.9	-22.3	34.5	28.65	54.0	13.1	H
11180.000	38.7	-30.4	38.1	30.98	54.0	15.3	H
16770.200	37.5	-23.0	41.6	18.98	54.0	16.5	H
17700.800	38.5	-22.2	41.2	19.39	54.0	15.6	H
17908.700	38.8	-22.6	41.3	20.17	54.0	15.2	H

Channel 134

Frequency (MHz)	Measurement Result (dBμV/m)	Cable loss (dB)	Antenna Factor (dB/m)	Receiver Reading (dBμV)	Limit (dBμV/m)	Margin (dB)	Antenna Pol. (H/V)
5368.500	40.8	-22.3	34.5	28.62	54.0	13.2	H
5398.600	41.0	-22.3	34.5	28.75	54.0	13.0	H
11339.500	36.3	-30.0	38.3	28.06	54.0	17.7	H
17010.000	38.0	-23.0	41.7	19.30	54.0	16.0	H
17640.300	38.4	-22.0	41.2	19.25	54.0	15.6	H
17910.900	38.8	-22.6	41.3	20.20	54.0	15.2	H

©Copyright. All rights reserved by CTTL.

Channel 142

Frequency (MHz)	Measurement Result (dBμV/m)	Cable loss (dB)	Antenna Factor (dB/m)	Receiver Reading (dBμV)	Limit (dBμV/m)	Margin (dB)	Antenna Pol. (H/V)
5352.400	40.7	-22.3	34.5	28.50	54	13.3	H
5397.600	40.7	-22.3	34.5	28.51	54	13.3	H
11419.800	35.4	-29.6	38.4	26.56	54	18.6	H
17129.900	37.7	-23.0	41.6	19.16	54	16.3	H
17640.300	38.4	-22.0	41.2	19.20	54	15.6	H
17913.100	38.8	-22.6	41.3	20.20	54	15.2	H

802.11ac-HT20

Channel 36

Frequency (MHz)	Measurement Result (dBμV/m)	Cable loss (dB)	Antenna Factor (dB/m)	Receiver Reading (dBμV)	Limit (dBμV/m)	Margin (dB)	Antenna Pol. (H/V)
5146.500	42.3	-33.3	34.3	41.31	54.0	11.7	H
5149.500	42.7	-33.3	34.3	41.65	54.0	11.3	H
10359.950	37.6	-29.7	37.5	29.76	54.0	16.4	H
15575.000	36.1	-24.5	40.3	20.33	54.0	17.9	H
15855.600	36.3	-24.0	40.6	19.72	54.0	17.7	H
17918.400	38.8	-22.7	41.3	20.20	54.0	15.2	H

Channel 40

Frequency (MHz)	Measurement Result (dBμV/m)	Cable loss (dB)	Antenna Factor (dB/m)	Receiver Reading (dBμV)	Limit (dBμV/m)	Margin (dB)	Antenna Pol. (H/V)
5145.600	41.5	-33.3	34.3	40.42	54.0	12.5	H
5352.000	40.9	-32.3	34.5	38.70	54.0	13.1	H
10399.550	37.1	-29.3	37.5	28.93	54.0	16.9	H
13250.000	34.5	-28.0	39.0	23.37	54.0	19.5	H
16145.200	37.1	-23.3	41.0	19.44	54.0	16.9	H
17835.500	38.4	-22.5	41.3	19.65	54.0	15.6	H

©Copyright. All rights reserved by CTTL.

Channel 48

Frequency (MHz)	Measurement Result (dBμV/m)	Cable loss (dB)	Antenna Factor (dB/m)	Receiver Reading (dBμV)	Limit (dBμV/m)	Margin (dB)	Antenna Pol. (H/V)
5149.600	40.6	-33.3	34.3	39.54	54.0	13.4	H
5362.000	40.9	-32.3	34.5	38.70	54.0	13.1	H
10479.850	37.3	-29.6	37.6	29.24	54.0	16.7	H
14496.800	34.6	-25.1	39.6	20.03	54.0	19.5	H
16200.500	36.7	-23.2	41.0	18.94	54.0	17.3	H
17705.600	38.5	-22.2	41.2	19.46	54.0	15.5	H

Channel 52

Frequency (MHz)	Measurement Result (dBμV/m)	Cable loss (dB)	Antenna Factor (dB/m)	Receiver Reading (dBμV)	Limit (dBμV/m)	Margin (dB)	Antenna Pol. (H/V)
5149.200	40.5	-23.3	34.3	29.42	54.0	13.5	H
5354.000	41.3	-22.3	34.5	29.07	54.0	12.7	H
10520.000	36.3	-29.6	37.6	28.29	54.0	17.7	H
15780.200	35.6	-24.2	40.5	19.30	54.0	18.4	H
17737.500	38.2	-22.3	41.2	19.26	54.0	15.8	H
17780.800	38.4	-22.4	41.3	19.51	54.0	15.6	H

Channel 56

Frequency (MHz)	Measurement Result (dBμV/m)	Cable loss (dB)	Antenna Factor (dB/m)	Receiver Reading (dBμV)	Limit (dBμV/m)	Margin (dB)	Antenna Pol. (H/V)
5147.600	40.5	-23.3	34.3	29.41	54.0	13.5	H
5350.000	41.9	-22.3	34.5	29.73	54.0	12.1	H
10559.600	35.9	-29.4	37.6	27.75	54.0	18.1	H
15839.600	36.2	-24.1	40.6	19.69	54.0	17.8	H
17813.000	38.2	-22.4	41.3	19.39	54.0	15.8	H
17903.200	38.7	-22.6	41.3	20.04	54.0	15.3	H

©Copyright. All rights reserved by CTTL.

Channel 64

Frequency (MHz)	Measurement Result (dBμV/m)	Cable loss (dB)	Antenna Factor (dB/m)	Receiver Reading (dBμV)	Limit (dBμV/m)	Margin (dB)	Antenna Pol. (H/V)
5350.500	43.8	-22.3	34.5	31.63	54.0	10.2	H
5353.500	43.2	-22.3	34.5	31.04	54.0	10.8	H
10639.900	36.5	-29.3	37.7	28.13	54.0	17.5	H
15959.500	36.3	-23.8	40.8	19.36	54.0	17.7	H
17741.500	38.5	-22.3	41.2	19.50	54.0	15.5	H
17910.900	38.7	-22.6	41.3	20.08	54.0	15.3	H

Channel 100

Frequency (MHz)	Measurement Result (dBμV/m)	Cable loss (dB)	Antenna Factor (dB/m)	Receiver Reading (dBμV)	Limit (dBμV/m)	Margin (dB)	Antenna Pol. (H/V)
5456.000	42.4	-22.7	34.6	30.57	54.0	11.6	H
5460.000	42.8	-22.7	34.6	30.91	54.0	11.2	H
10999.600	37.0	-29.9	37.9	28.95	54.0	17.0	H
16499.600	37.3	-23.2	41.4	19.03	54.0	16.7	H
17707.400	38.5	-22.2	41.2	19.49	54.0	15.5	H
17909.800	38.8	-22.6	41.3	20.19	54.0	15.2	H

Channel 120

Frequency (MHz)	Measurement Result (dBμV/m)	Cable loss (dB)	Antenna Factor (dB/m)	Receiver Reading (dBμV)	Limit (dBμV/m)	Margin (dB)	Antenna Pol. (H/V)
5351.600	40.7	-22.3	34.5	28.52	54.0	13.3	H
5385.600	40.7	-22.3	34.5	28.50	54.0	13.3	H
11199.800	38.5	-30.4	38.1	30.83	54.0	15.5	H
16799.900	37.5	-23.0	41.6	18.90	54.0	16.5	H
17709.600	38.6	-22.2	41.2	19.55	54.0	15.4	H
17914.200	38.8	-22.6	41.3	20.20	54.0	15.2	H

©Copyright. All rights reserved by CTTL.

Channel 140

Frequency (MHz)	Measurement Result (dBμV/m)	Cable loss (dB)	Antenna Factor (dB/m)	Receiver Reading (dBμV)	Limit (dBμV/m)	Margin (dB)	Antenna Pol. (H/V)
5375.600	40.9	-22.3	34.5	28.65	54.0	13.1	H
5387.300	41.0	-22.3	34.5	28.75	54.0	13.0	H
11400.000	37.2	-29.7	38.4	28.51	54.0	16.8	H
17100.200	38.0	-23.0	41.6	19.40	54.0	16.0	H
17707.400	38.6	-22.2	41.2	19.55	54.0	15.4	H
17910.900	38.9	-22.6	41.3	20.25	54.0	15.1	H

Channel 144

Frequency (MHz)	Measurement Result (dBμV/m)	Cable loss (dB)	Antenna Factor (dB/m)	Receiver Reading (dBμV)	Limit (dBμV/m)	Margin (dB)	Antenna Pol. (H/V)
5355.200	40.7	-22.3	34.5	28.48	54	13.3	H
5374.000	40.8	-22.3	34.5	28.56	54	13.2	H
11439.600	36.5	-29.5	38.4	27.52	54	17.5	H
17159.600	37.8	-23.0	41.5	19.28	54	16.2	H
17707.400	38.6	-22.2	41.2	19.55	54	15.4	H
17904.300	38.8	-22.6	41.3	20.18	54	15.2	H

802.11ac-HT40

Channel 38

Frequency (MHz)	Measurement Result (dBμV/m)	Cable loss (dB)	Antenna Factor (dB/m)	Receiver Reading (dBμV)	Limit (dBμV/m)	Margin (dB)	Antenna Pol. (H/V)
5148.000	48.3	-23.3	34.3	37.25	54.0	5.7	H
5149.500	48.8	-23.3	34.3	37.71	54.0	5.2	H
10379.550	36.5	-29.5	37.5	28.49	54.0	17.5	H
13385.560	33.9	-27.6	39.0	22.58	54.0	20.1	H
15575.800	36.1	-24.5	40.3	20.33	54.0	17.9	H
16145.850	37.2	-23.3	41.0	19.55	54.0	16.8	H

©Copyright. All rights reserved by CTTL.

Channel 46

Frequency (MHz)	Measurement Result (dBμV/m)	Cable loss (dB)	Antenna Factor (dB/m)	Receiver Reading (dBμV)	Limit (dBμV/m)	Margin (dB)	Antenna Pol. (H/V)
5149.600	41.2	-23.3	34.3	30.13	54.0	12.8	H
5355.200	41.0	-22.3	34.5	28.84	54.0	13.0	H
10460.500	36.2	-29.5	37.6	28.12	54.0	17.8	H
14500.500	34.5	-25.1	39.6	20.01	54.0	19.5	H
16068.500	36.8	-23.5	40.9	19.45	54.0	17.2	H
17920.650	38.9	-22.7	41.3	20.32	54.0	15.1	H

Channel 54

Frequency (MHz)	Measurement Result (dBμV/m)	Cable loss (dB)	Antenna Factor (dB/m)	Receiver Reading (dBμV)	Limit (dBμV/m)	Margin (dB)	Antenna Pol. (H/V)
5148.000	40.6	-23.3	34.3	29.52	54.0	13.4	H
5351.200	42.6	-22.3	34.5	30.40	54.0	11.4	H
10539.800	34.6	-29.5	37.6	26.51	54.0	19.4	H
15809.900	36.1	-24.1	40.6	19.67	54.0	17.9	H
17712.900	38.6	-22.2	41.2	19.57	54.0	15.4	H
17910.900	38.7	-22.6	41.3	20.07	54.0	15.3	H

Channel 62

Frequency (MHz)	Measurement Result (dBμV/m)	Cable loss (dB)	Antenna Factor (dB/m)	Receiver Reading (dBμV)	Limit (dBμV/m)	Margin (dB)	Antenna Pol. (H/V)
5350.500	48.0	-22.3	34.5	35.85	54.0	6.0	H
5352.000	47.7	-22.3	34.5	35.50	54.0	6.3	H
10620.100	35.6	-29.2	37.7	27.10	54.0	18.4	H
15929.800	36.2	-23.9	40.7	19.38	54.0	17.8	H
17700.800	38.6	-22.2	41.2	19.54	54.0	15.4	H
17915.300	38.8	-22.6	41.3	20.17	54.0	15.2	H

©Copyright. All rights reserved by CTTL.

Channel 102

Frequency (MHz)	Measurement Result (dBμV/m)	Cable loss (dB)	Antenna Factor (dB/m)	Receiver Reading (dBμV)	Limit (dBμV/m)	Margin (dB)	Antenna Pol. (H/V)
5458.500	45.4	-22.7	34.6	33.57	54.0	8.6	H
5460.000	46.2	-22.7	34.6	34.36	54.0	7.8	H
11019.400	36.5	-29.8	37.9	28.36	54.0	17.5	H
16530.400	37.0	-23.2	41.4	18.78	54.0	17.0	H
17640.300	38.4	-22.0	41.2	19.22	54.0	15.6	H
17912.000	38.8	-22.6	41.3	20.17	54.0	15.2	H

Channel 118

Frequency (MHz)	Measurement Result (dBμV/m)	Cable loss (dB)	Antenna Factor (dB/m)	Receiver Reading (dBμV)	Limit (dBμV/m)	Margin (dB)	Antenna Pol. (H/V)
5353.600	40.8	-22.3	34.5	28.60	54.0	13.2	H
5384.400	40.8	-22.3	34.5	28.60	54.0	13.2	H
11180.000	38.5	-30.4	38.1	30.85	54.0	15.5	H
16770.200	37.5	-23.0	41.6	18.99	54.0	16.5	H
17700.800	38.5	-22.2	41.2	19.43	54.0	15.5	H
17912.000	38.8	-22.6	41.3	20.18	54.0	15.2	H

Channel 134

Frequency (MHz)	Measurement Result (dBμV/m)	Cable loss (dB)	Antenna Factor (dB/m)	Receiver Reading (dBμV)	Limit (dBμV/m)	Margin (dB)	Antenna Pol. (H/V)
5408.500	40.7	-22.4	34.5	28.57	54.0	13.3	H
5436.800	40.7	-22.6	34.6	28.74	54.0	13.3	H
11339.500	37.4	-30.0	38.3	29.09	54.0	16.6	H
17010.000	38.0	-23.0	41.7	19.35	54.0	16.0	H
17642.500	38.4	-22.0	41.2	19.24	54.0	15.6	H
17909.800	38.9	-22.6	41.3	20.24	54.0	15.1	H

©Copyright. All rights reserved by CTTL.

Channel 142

Frequency (MHz)	Measurement Result (dBμV/m)	Cable loss (dB)	Antenna Factor (dB/m)	Receiver Reading (dBμV)	Limit (dBμV/m)	Margin (dB)	Antenna Pol. (H/V)
5352.400	40.8	-22.3	34.5	28.58	54	13.2	H
5390.400	40.8	-22.3	34.5	28.54	54	13.2	H
11419.800	36.5	-29.6	38.4	27.68	54	17.5	H
17129.900	37.8	-23.0	41.6	19.29	54	16.2	H
17642.500	38.4	-22.0	41.2	19.22	54	15.6	H
17914.200	38.8	-22.6	41.3	20.21	54	15.2	H

802.11ac-HT80

Channel 42

Frequency (MHz)	Measurement Result (dBμV/m)	Cable loss (dB)	Antenna Factor (dB/m)	Receiver Reading (dBμV)	Limit (dBμV/m)	Margin (dB)	Antenna Pol. (H/V)
5145.000	47.4	-23.3	34.3	36.39	54.0	6.6	H
5149.500	47.4	-23.3	34.3	36.34	54.0	6.6	H
10419.900	34.2	-29.3	37.5	26.00	54.0	19.8	H
15629.500	36.0	-24.5	40.4	20.17	54.0	18.0	H
17707.400	38.4	-22.2	41.2	19.38	54.0	15.6	H
17929.600	38.6	-22.7	41.3	19.98	54.0	15.4	H

Channel 58

Frequency (MHz)	Measurement Result (dBμV/m)	Cable loss (dB)	Antenna Factor (dB/m)	Receiver Reading (dBμV)	Limit (dBμV/m)	Margin (dB)	Antenna Pol. (H/V)
5352.000	49.6	-22.3	34.5	37.42	54.0	4.4	H
5355.000	49.2	-22.3	34.5	37.00	54.0	4.8	H
10579.400	34.0	-29.3	37.6	25.70	54.0	20.0	H
15870.400	36.1	-24.0	40.6	19.46	54.0	17.9	H
17725.000	38.4	-22.2	41.2	19.39	54.0	15.6	H
17903.200	38.7	-22.6	41.3	20.06	54.0	15.3	H

©Copyright. All rights reserved by CTTL.

Channel 106

Frequency (MHz)	Measurement Result (dBμV/m)	Cable loss (dB)	Antenna Factor (dB/m)	Receiver Reading (dBμV)	Limit (dBμV/m)	Margin (dB)	Antenna Pol. (H/V)
5454.000	47.5	-22.7	34.6	35.60	54.0	6.5	H
5460.000	47.6	-22.7	34.6	35.74	54.0	6.4	H
11060.100	34.0	-29.9	38.0	25.93	54.0	20.0	H
16589.800	37.4	-23.3	41.5	19.27	54.0	16.6	H
17716.200	38.6	-22.2	41.2	19.58	54.0	15.4	H
17903.200	38.8	-22.6	41.3	20.15	54.0	15.2	H

Channel 138

Frequency (MHz)	Measurement Result (dBμV/m)	Cable loss (dB)	Antenna Factor (dB/m)	Receiver Reading (dBμV)	Limit (dBμV/m)	Margin (dB)	Antenna Pol. (H/V)
5353.600	40.8	-22.3	34.5	28.56	54	13.2	H
5388.400	40.7	-22.3	34.5	28.52	54	13.3	H
11380.200	34.5	-29.8	38.4	26.00	54	19.5	V
17070.500	38.3	-23.0	41.6	19.68	54	15.7	H
17736.000	38.6	-22.3	41.2	19.61	54	15.4	V
17912.000	39.0	-22.6	41.3	20.37	54	15	H

PEAK Results:

802.11a

Channel 36

Frequency (MHz)	Measurement Result (dBμV/m)	Cable loss (dB)	Antenna Factor (dB/m)	Receiver Reading (dBμV)	Limit (dBμV/m)	Margin (dB)	Antenna Pol. (H/V)
5144.480	62.8	-33.3	34.3	61.72	74.0	11.3	H
5145.530	63.3	-33.3	34.3	62.21	74.0	10.8	H
10358.350	51.4	-29.7	37.5	43.63	68.3	16.9	V
16399.500	56.5	-23.1	41.3	38.28	68.3	11.8	H
16825.750	57.1	-23.0	41.6	38.48	68.3	11.2	V
17201.450	57.1	-22.9	41.5	38.54	68.3	11.2	H

©Copyright. All rights reserved by CTTL.

Channel 40

Frequency (MHz)	Measurement Result (dBμV/m)	Cable loss (dB)	Antenna Factor (dB/m)	Receiver Reading (dBμV)	Limit (dBμV/m)	Margin (dB)	Antenna Pol. (H/V)
5141.000	55.7	-33.3	34.3	54.72	68.3	12.6	H
5260.800	55.0	-33.1	34.4	53.67	68.3	13.3	H
10396.800	50.4	-29.3	37.5	42.18	68.3	17.9	V
13498.250	52.9	-27.7	38.9	41.65	68.3	15.4	H
16912.140	57.0	-23.0	41.6	38.31	68.3	11.3	V
17521.500	57.2	-22.8	41.2	38.75	68.3	11.1	H

Channel 48

Frequency (MHz)	Measurement Result (dBμV/m)	Cable loss (dB)	Antenna Factor (dB/m)	Receiver Reading (dBμV)	Limit (dBμV/m)	Margin (dB)	Antenna Pol. (H/V)
5177.400	55.9	-33.2	34.3	54.74	74.0	18.1	H
5367.200	54.8	-32.3	34.5	52.60	74.0	19.2	H
10482.600	50.1	-29.6	37.6	42.10	68.3	18.2	V
17022.650	57.3	-23.0	41.7	38.60	68.3	11.0	V
17079.850	58.0	-23.0	41.6	39.41	68.3	10.3	H
17714.560	58.0	-22.2	41.2	39.02	68.3	10.3	V

Channel 52

Frequency (MHz)	Measurement Result (dBμV/m)	Cable loss (dB)	Antenna Factor (dB/m)	Receiver Reading (dBμV)	Limit (dBμV/m)	Margin (dB)	Antenna Pol. (H/V)
5201.800	56.4	-23.2	34.4	45.24	74.0	17.6	H
5325.800	56.2	-22.4	34.5	44.15	74.0	17.8	H
10518.900	49.4	-29.7	37.6	41.42	68.3	18.9	H
16540.300	56.2	-23.2	41.4	37.99	68.3	12.1	V
16934.650	57.2	-23.0	41.7	38.50	68.3	11.2	V
17609.500	57.4	-22.2	41.2	38.31	68.3	10.9	V

©Copyright. All rights reserved by CTTL.

Channel 56

Frequency (MHz)	Measurement Result (dBμV/m)	Cable loss (dB)	Antenna Factor (dB/m)	Receiver Reading (dBμV)	Limit (dBμV/m)	Margin (dB)	Antenna Pol. (H/V)
5222.200	56.3	-23.3	34.4	45.26	68.3	12.0	H
5342.400	56.1	-22.3	34.5	43.89	68.3	12.2	H
10559.600	49.7	-29.4	37.6	41.47	68.3	18.6	V
16785.600	56.5	-23.0	41.6	37.95	68.3	11.8	V
17021.000	56.8	-23.0	41.7	38.19	68.3	11.5	H
17534.415	57.2	-22.7	41.2	38.63	68.3	11.1	H

Channel 64

Frequency (MHz)	Measurement Result (dBμV/m)	Cable loss (dB)	Antenna Factor (dB/m)	Receiver Reading (dBμV)	Limit (dBμV/m)	Margin (dB)	Antenna Pol. (H/V)
5353.755	63.5	-22.3	34.5	51.33	74.0	10.5	H
5354.633	63.8	-22.3	34.5	51.58	74.0	10.2	H
10638.250	51.1	-29.3	37.7	42.69	68.3	17.2	V
16802.100	57.3	-23.0	41.6	38.70	68.3	11.0	V
16550.200	56.4	-23.2	41.4	38.18	68.3	11.9	V
17085.900	57.0	-23.0	41.6	38.43	68.3	11.3	H

Channel 100

Frequency (MHz)	Measurement Result (dBμV/m)	Cable loss (dB)	Antenna Factor (dB/m)	Receiver Reading (dBμV)	Limit (dBμV/m)	Margin (dB)	Antenna Pol. (H/V)
5457.310	63.2	-22.7	34.6	51.38	74.0	10.8	H
5458.300	63.4	-22.7	34.6	51.49	74.0	10.6	V
10997.950	52.2	-29.9	37.9	44.20	68.3	16.1	H
16500.150	53.1	-23.2	41.4	34.86	68.3	15.2	H
16948.400	57.6	-23.0	41.7	38.93	68.3	10.7	H
17903.200	57.6	-22.6	41.3	38.97	68.3	10.7	H

©Copyright. All rights reserved by CTTL.

Channel 120

Frequency (MHz)	Measurement Result (dBμV/m)	Cable loss (dB)	Antenna Factor (dB/m)	Receiver Reading (dBμV)	Limit (dBμV/m)	Margin (dB)	Antenna Pol. (H/V)
5534.000	55.7	-22.6	34.6	43.71	68.3	12.6	H
5665.200	56.3	-22.8	34.8	44.32	68.3	12.0	H
11199.800	50.3	-30.4	38.1	42.62	68.3	18.0	V
16799.900	53.8	-23.0	41.6	35.18	68.3	14.5	V
17633.700	57.3	-22.0	41.2	38.10	68.3	11.0	V
17769.000	57.1	-22.3	41.3	38.17	68.3	11.2	V

Channel 140

Frequency (MHz)	Measurement Result (dBμV/m)	Cable loss (dB)	Antenna Factor (dB/m)	Receiver Reading (dBμV)	Limit (dBμV/m)	Margin (dB)	Antenna Pol. (H/V)
5730.050	65.2	-23.0	34.9	53.31	68.3	3.1	H
5731.463	65.3	-23.0	34.9	53.43	68.3	3.0	H
11400.000	49.6	-29.7	38.4	40.92	68.3	18.7	H
17100.200	55.2	-23.0	41.6	36.63	68.3	13.1	H
17560.000	57.3	-22.5	41.2	38.61	68.3	11.0	H
17809.150	56.9	-22.4	41.3	38.05	68.3	11.4	V

Channel 144

Frequency (MHz)	Measurement Result (dBμV/m)	Cable loss (dB)	Antenna Factor (dB/m)	Receiver Reading (dBμV)	Limit (dBμV/m)	Margin (dB)	Antenna Pol. (H/V)
5661.200	56.3	-22.8	34.8	44.38	68.3	12.0	H
5778.600	57.3	-22.9	34.9	45.24	68.3	11.0	H
11440.150	47.7	-29.5	38.4	38.71	68.3	20.6	V
17160.150	53.9	-23.0	41.5	35.37	68.3	14.4	V
17682.100	57.2	-22.1	41.2	38.09	68.3	11.1	V
17979.650	57.2	-22.8	41.3	38.72	68.3	11.1	V

©Copyright. All rights reserved by CTTL.

802.11n-HT20

Channel 36

Frequency (MHz)	Measurement Result (dBμV/m)	Cable loss (dB)	Antenna Factor (dB/m)	Receiver Reading (dBμV)	Limit (dBμV/m)	Margin (dB)	Antenna Pol. (H/V)
5146.000	62.5	-33.3	34.3	61.41	74.0	11.5	H
5148.278	63.7	-33.3	34.3	62.67	74.0	10.3	H
10359.950	50.4	-29.7	37.5	42.53	68.3	18.0	H
17247.600	56.7	-22.8	41.5	38.10	68.3	11.6	V
17072.150	57.5	-23.0	41.6	38.93	68.3	10.8	V
17693.150	58.0	-22.2	41.2	38.90	68.3	10.3	H

Channel 40

Frequency (MHz)	Measurement Result (dBμV/m)	Cable loss (dB)	Antenna Factor (dB/m)	Receiver Reading (dBμV)	Limit (dBμV/m)	Margin (dB)	Antenna Pol. (H/V)
5134.200	55.3	-33.3	34.3	54.32	68.3	13.0	H
5258.200	56.6	-33.1	34.4	55.33	68.3	11.7	H
10397.900	49.2	-29.3	37.5	41.02	68.3	19.1	V
16493.000	56.3	-23.2	41.4	38.06	68.3	12.0	H
17570.450	57.4	-22.4	41.2	38.59	68.3	10.9	V
17214.050	56.5	-22.9	41.5	37.90	68.3	11.8	V

Channel 48

Frequency (MHz)	Measurement Result (dBμV/m)	Cable loss (dB)	Antenna Factor (dB/m)	Receiver Reading (dBμV)	Limit (dBμV/m)	Margin (dB)	Antenna Pol. (H/V)
5178.400	57.5	-33.2	34.3	56.35	74.0	16.5	H
5300.600	55.8	-32.6	34.4	53.98	74.0	18.2	H
10483.150	49.1	-29.6	37.6	41.05	68.3	19.2	V
16489.700	56.3	-23.1	41.4	38.04	68.3	12.0	V
17079.850	57.0	-23.0	41.6	38.41	68.3	11.3	V
17609.500	57.1	-22.2	41.2	38.05	68.3	11.2	V

©Copyright. All rights reserved by CTTL.

Channel 52

Frequency (MHz)	Measurement Result (dBμV/m)	Cable loss (dB)	Antenna Factor (dB/m)	Receiver Reading (dBμV)	Limit (dBμV/m)	Margin (dB)	Antenna Pol. (H/V)
5198.400	57.2	-23.2	34.4	46.04	74.0	16.8	V
5332.800	55.8	-22.4	34.5	43.66	74.0	18.2	H
10520.100	48.5	-29.6	37.6	40.58	68.3	19.8	V
16757.000	56.5	-23.0	41.6	38.01	68.3	11.8	H
16526.250	56.0	-23.2	41.4	37.82	68.3	12.3	V
17564.200	57.3	-22.5	41.2	38.60	68.3	11.0	V

Channel 56

Frequency (MHz)	Measurement Result (dBμV/m)	Cable loss (dB)	Antenna Factor (dB/m)	Receiver Reading (dBμV)	Limit (dBμV/m)	Margin (dB)	Antenna Pol. (H/V)
5215.800	56.0	-23.3	34.4	44.95	68.3	12.3	H
5357.400	56.2	-22.3	34.5	44.05	68.3	12.1	H
10559.600	48.1	-29.4	37.6	39.94	68.3	20.2	V
16446.800	56.1	-23.1	41.3	37.83	68.3	12.2	H
17020.450	57.3	-23.0	41.7	38.64	68.3	11.0	V
17607.300	58.1	-22.2	41.2	39.05	68.3	10.2	V

Channel 64

Frequency (MHz)	Measurement Result (dBμV/m)	Cable loss (dB)	Antenna Factor (dB/m)	Receiver Reading (dBμV)	Limit (dBμV/m)	Margin (dB)	Antenna Pol. (H/V)
5351.096	64.7	-22.3	34.5	52.51	74.0	9.3	H
5352.320	63.8	-22.3	34.5	51.56	74.0	10.2	H
10642.000	50.1	-29.3	37.7	41.77	68.3	18.2	V
16578.800	56.4	-23.3	41.4	38.24	68.3	11.9	H
16863.700	56.8	-23.0	41.6	38.21	68.3	11.5	H
17145.350	57.0	-23.0	41.6	38.48	68.3	11.3	H

©Copyright. All rights reserved by CTTL.

Channel 100

Frequency (MHz)	Measurement Result (dBμV/m)	Cable loss (dB)	Antenna Factor (dB/m)	Receiver Reading (dBμV)	Limit (dBμV/m)	Margin (dB)	Antenna Pol. (H/V)
5456.860	62.8	-22.7	34.6	50.97	74.0	11.2	H
5459.185	63.5	-22.7	34.6	51.66	74.0	10.5	H
11003.450	49.9	-29.9	37.9	41.85	68.3	18.4	V
16500.150	53.2	-23.2	41.4	35.00	68.3	15.1	H
17282.250	57.4	-22.8	41.4	38.71	68.3	10.9	H
17810.250	57.5	-22.4	41.3	38.66	68.3	10.8	H

Channel 120

Frequency (MHz)	Measurement Result (dBμV/m)	Cable loss (dB)	Antenna Factor (dB/m)	Receiver Reading (dBμV)	Limit (dBμV/m)	Margin (dB)	Antenna Pol. (H/V)
5541.000	57.9	-22.6	34.7	45.84	68.3	10.4	H
5661.800	56.2	-22.8	34.8	44.24	68.3	12.1	H
11199.250	49.4	-30.4	38.1	41.65	68.3	18.9	V
16799.900	53.6	-23.0	41.6	34.99	68.3	14.7	H
17699.700	57.0	-22.2	41.2	37.89	68.3	11.3	V
17932.900	57.2	-22.7	41.3	38.64	68.3	11.1	V

Channel 140

Frequency (MHz)	Measurement Result (dBμV/m)	Cable loss (dB)	Antenna Factor (dB/m)	Receiver Reading (dBμV)	Limit (dBμV/m)	Margin (dB)	Antenna Pol. (H/V)
5725.650	61.5	-23.0	34.9	49.60	68.3	6.8	H
5727.800	60.5	-23.0	34.9	48.60	68.3	7.8	H
11400.000	48.5	-29.7	38.4	39.84	68.3	19.8	H
17100.200	54.2	-23.0	41.6	35.61	68.3	14.1	V
17698.600	57.3	-22.2	41.2	38.25	68.3	11.0	V
17992.300	58.2	-22.8	41.3	39.68	68.3	10.1	V

©Copyright. All rights reserved by CTTL.

Channel 144

Frequency (MHz)	Measurement Result (dBμV/m)	Cable loss (dB)	Antenna Factor (dB/m)	Receiver Reading (dBμV)	Limit (dBμV/m)	Margin (dB)	Antenna Pol. (H/V)
5649.200	56.7	-22.8	34.8	44.76	68.3	11.6	V
5779.000	56.7	-22.9	34.9	44.66	68.3	11.6	H
11440.150	47.1	-29.5	38.4	38.12	68.3	21.2	V
17160.150	54.9	-23.0	41.5	36.36	68.3	13.4	H
17509.950	57.2	-22.8	41.2	38.83	68.3	11.1	V
17793.750	57.2	-22.4	41.3	38.29	68.3	11.1	V

802.11n-HT40

Channel 38

Frequency (MHz)	Measurement Result (dBμV/m)	Cable loss (dB)	Antenna Factor (dB/m)	Receiver Reading (dBμV)	Limit (dBμV/m)	Margin (dB)	Antenna Pol. (H/V)
5146.685	63.5	-23.3	34.3	52.48	74.0	10.5	H
5147.595	64.3	-23.3	34.3	53.27	74.0	9.7	H
10369.300	48.2	-29.6	37.5	40.30	68.3	20.1	H
16964.350	56.8	-23.0	41.7	38.16	68.3	11.5	V
17453.850	57.5	-23.2	41.2	39.41	68.3	10.8	V
17608.950	52.3	-22.2	41.2	33.23	68.3	16.0	V

Channel 46

Frequency (MHz)	Measurement Result (dBμV/m)	Cable loss (dB)	Antenna Factor (dB/m)	Receiver Reading (dBμV)	Limit (dBμV/m)	Margin (dB)	Antenna Pol. (H/V)
5154.000	55.0	-23.3	34.3	43.98	74.0	19.0	H
5338.800	55.6	-22.3	34.5	43.41	74.0	18.4	H
10460.050	36.1	-29.5	37.6	27.99	68.3	32.2	V
16935.750	57.2	-23.0	41.7	38.60	68.3	11.1	H
17050.150	56.8	-23.0	41.6	38.15	68.3	11.5	V
17470.920	57.9	-23.1	41.2	39.72	68.3	10.4	H

©Copyright. All rights reserved by CTTL.

Channel 54

Frequency (MHz)	Measurement Result (dBμV/m)	Cable loss (dB)	Antenna Factor (dB/m)	Receiver Reading (dBμV)	Limit (dBμV/m)	Margin (dB)	Antenna Pol. (H/V)
5187.600	56.3	-23.2	34.4	45.13	74.0	17.7	H
5358.000	56.1	-22.3	34.5	43.86	74.0	17.9	H
10539.800	46.6	-29.5	37.6	38.57	68.3	21.7	V
15809.900	52.1	-24.1	40.6	35.65	68.3	16.2	H
17776.700	57.6	-22.4	41.3	38.74	68.3	10.7	H
17928.500	58.1	-22.7	41.3	39.50	68.3	10.2	H

Channel 62

Frequency (MHz)	Measurement Result (dBμV/m)	Cable loss (dB)	Antenna Factor (dB/m)	Receiver Reading (dBμV)	Limit (dBμV/m)	Margin (dB)	Antenna Pol. (H/V)
5353.040	64.7	-22.3	34.5	52.54	74.0	9.3	H
5354.403	64.2	-22.3	34.5	51.97	74.0	9.8	H
10620.100	47.3	-29.2	37.7	38.82	68.3	21.0	V
15929.800	54.0	-23.9	40.7	37.19	68.3	14.3	V
17940.600	57.5	-22.7	41.3	38.92	68.3	10.8	V
17991.200	57.5	-22.8	41.3	38.98	68.3	10.8	V

Channel 102

Frequency (MHz)	Measurement Result (dBμV/m)	Cable loss (dB)	Antenna Factor (dB/m)	Receiver Reading (dBμV)	Limit (dBμV/m)	Margin (dB)	Antenna Pol. (H/V)
5452.270	63.8	-22.7	34.6	51.90	74.0	10.2	H
5459.530	61.8	-22.7	34.6	49.93	74.0	12.2	H
11019.950	47.3	-29.8	37.9	39.18	68.3	21.0	H
16529.850	54.2	-23.2	41.4	36.02	68.3	14.1	H
17627.100	58.0	-22.1	41.2	38.88	68.3	10.3	H
17925.200	57.5	-22.7	41.3	38.84	68.3	10.8	V

©Copyright. All rights reserved by CTTL.

Channel 118

Frequency (MHz)	Measurement Result (dBμV/m)	Cable loss (dB)	Antenna Factor (dB/m)	Receiver Reading (dBμV)	Limit (dBμV/m)	Margin (dB)	Antenna Pol. (H/V)
5502.200	57.0	-22.6	34.6	44.99	68.3	11.3	H
5671.800	57.4	-22.8	34.8	45.40	68.3	10.9	H
11180.000	48.8	-30.4	38.1	41.12	68.3	19.5	H
16770.200	55.0	-23.0	41.6	36.48	68.3	13.3	V
16979.750	57.0	-23.0	41.7	38.34	68.3	11.3	H
18000.000	57.6	-22.7	41.3	39.04	68.3	10.7	H

Channel 134

Frequency (MHz)	Measurement Result (dBμV/m)	Cable loss (dB)	Antenna Factor (dB/m)	Receiver Reading (dBμV)	Limit (dBμV/m)	Margin (dB)	Antenna Pol. (H/V)
5725.313	61.9	-23.0	34.9	50.00	68.3	6.4	H
5734.213	61.1	-23.0	34.9	49.23	68.3	7.2	H
11340.050	48.8	-30.0	38.3	40.50	68.3	19.5	H
16611.250	57.3	-23.3	41.5	39.21	68.3	11.0	H
17010.000	54.5	-23.0	41.7	35.84	68.3	13.8	H
17062.250	57.1	-23.0	41.6	38.54	68.3	11.2	V

Channel 142

Frequency (MHz)	Measurement Result (dBμV/m)	Cable loss (dB)	Antenna Factor (dB/m)	Receiver Reading (dBμV)	Limit (dBμV/m)	Margin (dB)	Antenna Pol. (H/V)
5606.600	56.1	-22.8	34.7	44.20	68.3	12.2	H
5806.800	57.2	-22.7	35.0	44.92	68.3	11.1	H
11419.800	47.9	-29.6	38.4	39.14	68.3	20.4	V
17129.900	53.7	-23.0	41.6	35.12	68.3	14.6	V
17610.600	57.2	-22.2	41.2	38.14	68.3	11.1	H
17788.800	58.0	-22.4	41.3	39.10	68.3	10.3	H

©Copyright. All rights reserved by CTTL.

802.11ac-HT20

Channel 36

Frequency (MHz)	Measurement Result (dBμV/m)	Cable loss (dB)	Antenna Factor (dB/m)	Receiver Reading (dBμV)	Limit (dBμV/m)	Margin (dB)	Antenna Pol. (H/V)
5145.653	63.2	-33.3	34.3	62.21	74.0	10.8	H
5148.138	63.8	-33.3	34.3	62.76	74.0	10.2	V
10357.750	49.8	-29.7	37.5	42.01	68.3	18.5	H
17051.250	60.0	-23.0	41.6	41.35	68.3	8.3	V
17767.350	57.3	-22.3	41.3	38.39	68.3	11.0	V
17276.750	56.7	-22.8	41.4	38.05	68.3	11.6	V

Channel 40

Frequency (MHz)	Measurement Result (dBμV/m)	Cable loss (dB)	Antenna Factor (dB/m)	Receiver Reading (dBμV)	Limit (dBμV/m)	Margin (dB)	Antenna Pol. (H/V)
5135.200	55.3	-33.3	34.3	54.27	68.3	13.0	H
5284.600	56.2	-32.8	34.4	54.57	68.3	12.1	H
10392.400	49.0	-29.4	37.5	40.87	68.3	19.3	V
16445.150	56.1	-23.1	41.3	37.88	68.3	12.2	V
16971.500	57.5	-23.0	41.7	38.81	68.3	10.8	H
17506.650	57.0	-22.9	41.2	38.69	68.3	11.3	H

Channel 48

Frequency (MHz)	Measurement Result (dBμV/m)	Cable loss (dB)	Antenna Factor (dB/m)	Receiver Reading (dBμV)	Limit (dBμV/m)	Margin (dB)	Antenna Pol. (H/V)
5167.200	55.6	-33.2	34.3	54.47	74.0	18.4	H
5299.200	57.9	-32.6	34.4	56.05	74.0	16.1	H
10476.500	48.8	-29.6	37.6	40.73	68.3	19.5	H
16485.300	56.4	-23.1	41.4	38.12	68.3	11.9	H
17516.500	57.1	-22.8	41.2	38.67	68.3	11.2	V
17706.300	57.3	-22.2	41.2	38.23	68.3	11.0	H

©Copyright. All rights reserved by CTTL.

Channel 52

Frequency (MHz)	Measurement Result (dBμV/m)	Cable loss (dB)	Antenna Factor (dB/m)	Receiver Reading (dBμV)	Limit (dBμV/m)	Margin (dB)	Antenna Pol. (H/V)
5193.000	57.8	-23.2	34.4	46.66	74.0	16.2	H
5316.600	56.4	-22.5	34.5	44.44	74.0	17.6	V
10521.650	50.2	-29.6	37.6	42.22	68.3	18.1	H
15780.200	52.1	-24.2	40.5	35.73	68.3	16.2	V
16896.700	57.0	-23.0	41.6	38.38	68.3	11.3	V
17997.250	57.9	-22.8	41.3	39.34	68.3	10.4	V

Channel 56

Frequency (MHz)	Measurement Result (dBμV/m)	Cable loss (dB)	Antenna Factor (dB/m)	Receiver Reading (dBμV)	Limit (dBμV/m)	Margin (dB)	Antenna Pol. (H/V)
5211.400	57.6	-23.3	34.4	46.47	68.3	10.7	H
5349.400	56.5	-22.3	34.5	44.26	68.3	11.8	V
10559.600	48.8	-29.4	37.6	40.59	68.3	19.5	H
15840.150	52.9	-24.1	40.6	36.35	68.3	15.4	H
17589.150	57.1	-22.3	41.2	38.21	68.3	11.2	H
17909.250	57.1	-22.6	41.3	38.50	68.3	11.2	H

Channel 64

Frequency (MHz)	Measurement Result (dBμV/m)	Cable loss (dB)	Antenna Factor (dB/m)	Receiver Reading (dBμV)	Limit (dBμV/m)	Margin (dB)	Antenna Pol. (H/V)
5350.610	64.2	-22.3	34.5	51.97	74.0	9.8	H
5351.393	64.5	-22.3	34.5	52.28	74.0	9.5	H
10639.900	50.1	-29.3	37.7	41.75	68.3	18.2	V
15960.050	52.9	-23.8	40.8	36.00	68.3	15.4	V
17745.350	57.2	-22.3	41.2	38.19	68.3	11.1	V
17907.600	57.1	-22.6	41.3	38.47	68.3	11.2	V

©Copyright. All rights reserved by CTTL.

Channel 100

Frequency (MHz)	Measurement Result (dBμV/m)	Cable loss (dB)	Antenna Factor (dB/m)	Receiver Reading (dBμV)	Limit (dBμV/m)	Margin (dB)	Antenna Pol. (H/V)
5455.840	62.8	-22.7	34.6	50.92	74.0	11.2	V
5457.175	63.6	-22.7	34.6	51.69	74.0	10.4	H
11006.200	50.4	-29.9	37.9	42.39	68.3	17.9	V
16500.150	53.7	-23.2	41.4	35.42	68.3	14.6	H
17764.600	57.1	-22.3	41.3	38.17	68.3	11.2	H
17983.500	58.1	-22.8	41.3	39.55	68.3	10.2	V

Channel 120

Frequency (MHz)	Measurement Result (dBμV/m)	Cable loss (dB)	Antenna Factor (dB/m)	Receiver Reading (dBμV)	Limit (dBμV/m)	Margin (dB)	Antenna Pol. (H/V)
5530.600	58.1	-22.6	34.6	46.09	68.3	10.2	V
5658.200	57.2	-22.8	34.8	45.26	68.3	11.1	H
11202.000	49.7	-30.4	38.1	42.03	68.3	18.6	H
16799.900	54.9	-23.0	41.6	36.35	68.3	13.4	V
17729.950	58.1	-22.2	41.2	39.08	68.3	10.2	V
17989.000	57.8	-22.8	41.3	39.25	68.3	10.5	H

Channel 140

Frequency (MHz)	Measurement Result (dBμV/m)	Cable loss (dB)	Antenna Factor (dB/m)	Receiver Reading (dBμV)	Limit (dBμV/m)	Margin (dB)	Antenna Pol. (H/V)
5725.363	62.1	-23.0	34.9	50.24	68.3	6.2	H
5727.813	61.1	-23.0	34.9	49.15	68.3	7.3	H
11400.000	48.5	-29.7	38.4	39.81	68.3	19.8	V
17100.200	55.0	-23.0	41.6	36.47	68.3	13.3	V
17150.800	57.5	-23.0	41.5	38.89	68.3	10.8	V
17993.950	57.8	-22.8	41.3	39.28	68.3	10.5	H

©Copyright. All rights reserved by CTTL.

Channel 144

Frequency (MHz)	Measurement Result (dBμV/m)	Cable loss (dB)	Antenna Factor (dB/m)	Receiver Reading (dBμV)	Limit (dBμV/m)	Margin (dB)	Antenna Pol. (H/V)
5655.400	56.2	-22.8	34.8	44.21	68.3	12.1	H
5786.600	57.4	-22.9	35.0	45.30	68.3	10.9	H
11440.150	48.6	-29.5	38.4	39.64	68.3	19.7	H
17160.150	55.1	-23.0	41.5	36.49	68.3	13.2	V
17832.250	57.3	-22.5	41.3	38.55	68.3	11.0	V
17942.250	57.7	-22.7	41.3	39.15	68.3	10.6	V

802.11ac-HT40

Channel 38

Frequency (MHz)	Measurement Result (dBμV/m)	Cable loss (dB)	Antenna Factor (dB/m)	Receiver Reading (dBμV)	Limit (dBμV/m)	Margin (dB)	Antenna Pol. (H/V)
5146.038	62.9	-23.3	34.3	51.91	74.0	11.1	H
5147.980	63.5	-23.3	34.3	52.43	74.0	10.5	H
10379.750	48.3	-29.5	37.5	40.25	68.3	20.0	V
16563.450	57.1	-23.3	41.4	38.90	68.3	11.2	V
17221.750	56.9	-22.9	41.5	38.33	68.3	11.4	V
17412.600	57.0	-23.1	41.3	38.76	68.3	11.3	H

Channel 46

Frequency (MHz)	Measurement Result (dBμV/m)	Cable loss (dB)	Antenna Factor (dB/m)	Receiver Reading (dBμV)	Limit (dBμV/m)	Margin (dB)	Antenna Pol. (H/V)
5149.000	55.7	-23.3	34.3	44.68	74.0	18.3	H
5343.400	54.9	-22.3	34.5	42.75	74.0	19.1	H
10460.500	48.2	-29.5	37.6	40.16	68.3	20.1	V
16928.050	56.8	-23.0	41.7	38.18	68.3	11.5	V
16502.350	56.1	-23.2	41.4	37.86	68.3	12.2	V
17188.750	57.0	-22.9	41.5	38.40	68.3	11.3	H

©Copyright. All rights reserved by CTTL.

Channel 54

Frequency (MHz)	Measurement Result (dBμV/m)	Cable loss (dB)	Antenna Factor (dB/m)	Receiver Reading (dBμV)	Limit (dBμV/m)	Margin (dB)	Antenna Pol. (H/V)
5186.800	56.5	-23.2	34.4	45.33	74.0	17.5	H
5355.000	55.8	-22.3	34.5	43.60	74.0	18.2	H
10539.800	46.8	-29.5	37.6	38.76	68.3	21.5	V
15809.900	51.9	-24.1	40.6	35.48	68.3	16.4	V
17516.550	57.5	-22.8	41.2	39.11	68.3	10.8	V
17975.250	57.9	-22.8	41.3	39.39	68.3	10.4	V

Channel 62

Frequency (MHz)	Measurement Result (dBμV/m)	Cable loss (dB)	Antenna Factor (dB/m)	Receiver Reading (dBμV)	Limit (dBμV/m)	Margin (dB)	Antenna Pol. (H/V)
5352.567	64.8	-22.3	34.5	52.58	74.0	9.2	H
5353.890	63.7	-22.3	34.5	51.55	74.0	10.3	H
10621.200	49.4	-29.2	37.7	40.88	68.3	19.0	H
15929.800	52.4	-23.9	40.7	35.54	68.3	15.9	V
17753.050	57.2	-22.3	41.3	38.23	68.3	11.1	V
17989.000	57.5	-22.8	41.3	39.03	68.3	10.8	H

Channel 102

Frequency (MHz)	Measurement Result (dBμV/m)	Cable loss (dB)	Antenna Factor (dB/m)	Receiver Reading (dBμV)	Limit (dBμV/m)	Margin (dB)	Antenna Pol. (H/V)
5458.510	63.6	-22.7	34.6	51.76	74.0	10.4	H
5458.930	63.5	-22.7	34.6	51.66	74.0	10.5	H
11016.100	48.8	-29.8	37.9	40.75	68.3	19.5	V
16529.850	54.3	-23.2	41.4	36.13	68.3	14.0	H
17823.450	57.3	-22.5	41.3	38.52	68.3	11.0	V
17909.800	57.7	-22.6	41.3	39.10	68.3	10.6	H

©Copyright. All rights reserved by CTTL.

Channel 118

Frequency (MHz)	Measurement Result (dBμV/m)	Cable loss (dB)	Antenna Factor (dB/m)	Receiver Reading (dBμV)	Limit (dBμV/m)	Margin (dB)	Antenna Pol. (H/V)
5500.800	57.3	-22.6	34.6	45.29	68.3	11.0	H
5678.600	57.4	-22.9	34.8	45.46	68.3	10.9	H
11179.450	48.8	-30.4	38.1	41.13	68.3	19.5	V
16770.200	54.6	-23.0	41.6	36.01	68.3	13.7	H
17682.650	57.5	-22.1	41.2	38.41	68.3	10.8	V
17925.200	57.2	-22.7	41.3	38.56	68.3	11.1	H

Channel 134

Frequency (MHz)	Measurement Result (dBμV/m)	Cable loss (dB)	Antenna Factor (dB/m)	Receiver Reading (dBμV)	Limit (dBμV/m)	Margin (dB)	Antenna Pol. (H/V)
5727.200	63.6	-23.0	34.9	51.68	68.3	4.7	H
5729.075	63.0	-23.0	34.9	51.05	68.3	5.3	H
11340.050	48.6	-30.0	38.3	40.34	68.3	19.7	H
17010.000	55.3	-23.0	41.7	36.68	68.3	13.0	V
17486.850	57.5	-23.0	41.2	39.25	68.3	10.8	V
17918.600	57.9	-22.7	41.3	39.26	68.3	10.4	H

Channel 142

Frequency (MHz)	Measurement Result (dBμV/m)	Cable loss (dB)	Antenna Factor (dB/m)	Receiver Reading (dBμV)	Limit (dBμV/m)	Margin (dB)	Antenna Pol. (H/V)
5622.000	56.8	-22.8	34.8	44.91	68.3	11.5	V
5807.000	55.9	-22.7	35.0	43.62	68.3	12.4	H
11419.800	48.0	-29.6	38.4	39.23	68.3	20.3	V
16956.100	57.8	-23.0	41.7	39.09	68.3	10.5	H
17129.900	54.1	-23.0	41.6	35.59	68.3	14.2	H
17944.450	58.0	-22.7	41.3	39.38	68.3	10.3	V

©Copyright. All rights reserved by CTTL.

802.11ac-HT80

Channel 42

Frequency (MHz)	Measurement Result (dBμV/m)	Cable loss (dB)	Antenna Factor (dB/m)	Receiver Reading (dBμV)	Limit (dBμV/m)	Margin (dB)	Antenna Pol. (H/V)
5123.760	64.2	-23.4	34.3	53.25	74.0	9.8	H
5146.895	63.6	-23.3	34.3	52.55	74.0	10.4	H
10419.900	45.9	-29.3	37.5	37.65	68.3	22.4	V
15350.000	54.0	-24.4	40.1	38.36	68.3	14.3	V
17036.400	57.2	-23.0	41.7	38.53	68.3	11.1	V
17772.850	57.3	-22.3	41.3	38.38	68.3	11.0	V

Channel 58

Frequency (MHz)	Measurement Result (dBμV/m)	Cable loss (dB)	Antenna Factor (dB/m)	Receiver Reading (dBμV)	Limit (dBμV/m)	Margin (dB)	Antenna Pol. (H/V)
5350.530	66.7	-22.3	34.5	54.47	74.0	7.3	H
5351.280	66.4	-22.3	34.5	54.25	74.0	7.6	H
10579.950	46.0	-29.3	37.6	37.66	68.3	22.3	H
15869.850	52.3	-24.0	40.6	35.62	68.3	16.0	V
17572.100	57.5	-22.4	41.2	38.69	68.3	10.8	V
17793.200	57.5	-22.4	41.3	38.62	68.3	10.8	V

Channel 106

Frequency (MHz)	Measurement Result (dBμV/m)	Cable loss (dB)	Antenna Factor (dB/m)	Receiver Reading (dBμV)	Limit (dBμV/m)	Margin (dB)	Antenna Pol. (H/V)
5444.125	63.4	-22.7	34.6	51.49	74.0	10.6	H
5459.770	63.5	-22.7	34.6	51.64	74.0	10.5	H
11060.100	47.4	-29.9	38.0	39.33	68.3	20.9	H
16589.800	54.3	-23.3	41.5	36.11	68.3	14.0	V
17751.500	57.4	-22.3	41.3	38.42	68.3	10.9	V
17992.850	57.7	-22.8	41.3	39.19	68.3	10.6	H

©Copyright. All rights reserved by CTTL.

Channel 138

Frequency (MHz)	Measurement Result (dBμV/m)	Cable loss (dB)	Antenna Factor (dB/m)	Receiver Reading (dBμV)	Limit (dBμV/m)	Margin (dB)	Antenna Pol. (H/V)
5554.600	54.4	-22.6	34.7	42.36	68.3	13.9	H
5821.400	55.9	-22.6	35.0	43.52	68.3	12.4	H
11380.200	47.3	-29.8	38.4	38.79	68.3	21.0	V
17069.950	55.4	-23.0	41.6	36.85	68.3	12.9	H
17709.050	58.1	-22.2	41.2	39.04	68.3	10.2	V
17917.500	57.7	-22.7	41.3	39.02	68.3	10.6	H

©Copyright. All rights reserved by CTTL.

A.7. AC Powerline Conducted Emission (150kHz- 30MHz)

Test Condition:

Voltage（V）	Frequency（Hz）
120	60

Measurement uncertainty:
Expanded measurement uncertainty for this test item is U =3.10dB, k=2.

Measurement Result and limit:
WLAN (Quasi-peak Limit)

Frequency range (MHz)	Quasi-peak Limit (dBμV)	Result (dBμV)		Conclusion
		With charger		
		802.11a	Idle	
0.15 to 0.5	66 to 56	Fig.75	Fig.76	P
0.5 to 5	56			
5 to 30	60			
NOTE: The limit decreases linearly with the logarithm of the frequency in the range 0.15 MHz to 0.5 MHz.				

WLAN (Average Limit)

Frequency range (MHz)	Average Limit (dBμV)	Result (dBμV)		Conclusion
		With charger		
		802.11a	Idle	
0.15 to 0.5	67 56 to 46	Fig.75	Fig.76	P
0.5 to 5	46			
5 to 30	50			
NOTE: The limit decreases linearly with the logarithm of the frequency in the range 0.15 MHz to 0.5 MHz.				

Conclusion: PASS

Test graphs as below:

©Copyright. All rights reserved by CTTL.

Traffic:

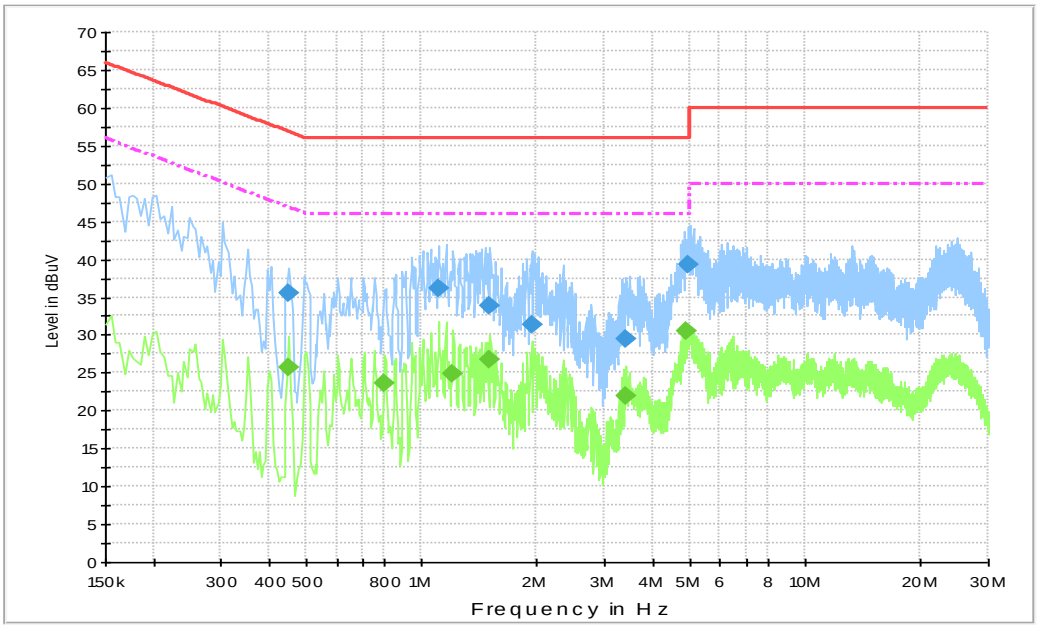

Fig.75 Conducted Emission (802.11a, Ch40, TX)

Note1: The graphic result above is the maximum of the measurements for both phase line and neutral line.

Final Result 1

Frequency (MHz)	QuasiPeak (dBμV)	Meas. Time (ms)	Bandwidth (kHz)	Line	Corr. (dB)	Margin (dB)	Limit (dBμV)
0.451500	35.5	10000	9.000	L1	20.0	21.4	56.8
1.108500	36.1	10000	9.000	L1	19.8	19.9	56.0
1.509000	33.9	10000	9.000	L1	19.8	22.1	56.0
1.932000	31.3	10000	9.000	L1	19.8	24.7	56.0
3.412500	29.5	10000	9.000	L1	19.8	26.5	56.0
4.951500	39.2	10000	9.000	L1	19.8	16.8	56.0

Final Result 2

Frequency (MHz)	Average (dBμV)	Meas. Time (ms)	Bandwidth (kHz)	Line	Corr. (dB)	Margin (dB)	Limit (dBμV)
0.451500	25.7	10000	9.000	L1	20.0	21.2	46.8
0.802500	23.6	10000	9.000	L1	19.9	22.4	46.0
1.207500	24.8	10000	9.000	L1	19.8	21.2	46.0
1.509000	26.7	10000	9.000	L1	19.8	19.3	46.0
3.421500	21.9	10000	9.000	L1	19.8	24.1	46.0
4.902000	30.6	10000	9.000	L1	19.8	15.4	46.0

Note2: The measurement results showed here are worst cases of the combinations of different cables and chargers

©Copyright. All rights reserved by CTTL.

Idle:

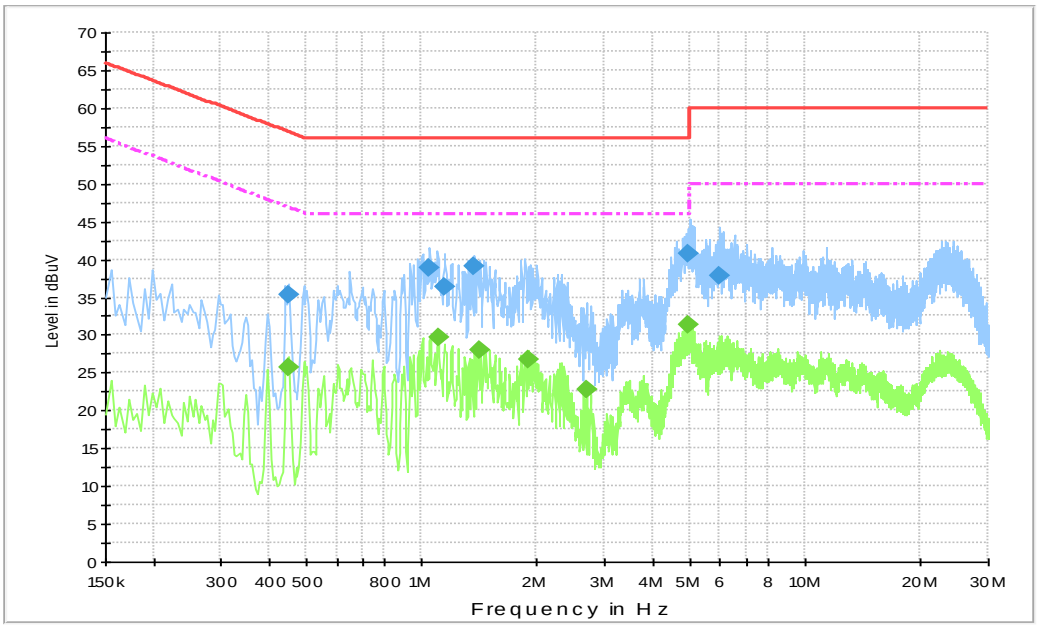

Fig.76 Conducted Emission(802.11a, IDLE)

Note1: The graphic result above is the maximum of the measurements for both phase line and neutral line.

Final Result 1

Frequency (MHz)	QuasiPeak (dBμV)	Meas. Time (ms)	Bandwidth (kHz)	Line	Corr. (dB)	Margin (dB)	Limit (dBμV)
0.451500	35.3	10000	9.000	L1	20.0	21.5	56.8
1.050000	38.8	10000	9.000	L1	19.8	17.2	56.0
1.149000	36.3	10000	9.000	L1	19.8	19.7	56.0
1.374000	39.1	10000	9.000	L1	19.8	16.9	56.0
4.969500	40.8	10000	9.000	L1	19.8	15.2	56.0
6.004500	37.9	10000	9.000	L1	19.8	22.1	60.0

Final Result 2

Frequency (MHz)	Average (dBμV)	Meas. Time (ms)	Bandwidth (kHz)	Line	Corr. (dB)	Margin (dB)	Limit (dBμV)
0.451500	25.7	10000	9.000	L1	20.0	21.2	46.8
1.108500	29.8	10000	9.000	L1	19.8	16.2	46.0
1.423500	28.0	10000	9.000	L1	19.8	18.0	46.0
1.905000	26.8	10000	9.000	L1	19.8	19.2	46.0
2.701500	22.8	10000	9.000	L1	19.8	23.2	46.0
4.969500	31.3	10000	9.000	L1	19.8	14.7	46.0

Note2: The measurement results showed here are worst cases of the combinations of different cables and chargers

©Copyright. All rights reserved by CTTL.

A.8. 99% Occupied bandwidth

Method of Measurement: See ANSI C63.10-2013-clause 12.4.2.

a) The instrument center frequency is set to the nominal EUT channel center frequency. The frequency span for the spectrum analyzer shall be between 1.5 times and 5.0 times the OBW.

b) The nominal IF filter bandwidth (3 dB RBW) shall be in the range of 1% to 5% of the OBW, and VBW shall be approximately three times the RBW, unless otherwise specified by the applicable requirement.

c) Set the reference level of the instrument as required, keeping the signal from exceeding the maximum input mixer level for linear operation. In general, the peak of the spectral envelope shall be more than [10 log (OBW/RBW)] below the reference level. Specific guidance is given in 4.1.5.2.

d) Step a) through step c) might require iteration to adjust within the specified range.

e) Video averaging is not permitted. Where practical, a sample detection and single sweep mode shall be used. Otherwise, peak detection and max hold mode (until the trace stabilizes) shall be used.

f) Use the 99% power bandwidth function of the instrument (if available) and report the measured bandwidth.

g) If the instrument does not have a 99% power bandwidth function, then the trace data points are recovered and directly summed in linear power terms. The recovered amplitude data points, beginning at the lowest frequency, are placed in a running sum until 0.5% ofthe total is reached; that frequency is recorded as the lower frequency. The process is repeated until 99.5% of the total is reached; that frequency is recorded as the upper frequency. The 99% power bandwidth is the difference between these two frequencies.

h) The occupied bandwidth shall be reported by providing plot(s) of the measuring instrument display; the plot axes and the scale units per division shall be clearly labeled. Tabular data may be reported in addition to the plot(s).

Measurement Uncertainty:

Measurement Uncertainty	60.80Hz

Measurement Result:

Mode	Frequency	99% Occupied bandwidth (MHz)		conclusion
802.11a	5180 MHz	Fig.77	17.26	P
	5200 MHz	Fig.78	17.26	P
	5240 MHz	Fig.79	17.26	P
802.11n HT20	5180 MHz	Fig.80	18.36	P
	5200 MHz	Fig.81	18.35	P
	5240 MHz	Fig.82	18.36	P
802.11ac HT20	5180 MHz	Fig.83	18.36	P
	5200 MHz	Fig.84	18.37	P
	5240 MHz	Fig.85	18.35	P
802.11n HT40	5190 MHz	Fig.86	36.32	P
	5230 MHz	Fig.87	36.36	P
802.11ac	5190 MHz	Fig.88	36.35	P

©Copyright. All rights reserved by CTTL.

HT40	5230 MHz	Fig.89	36.33	P
802.11ac HT80	5210 MHz	Fig.90	75.82	P

Conclusion: PASS

Test graphs as below:

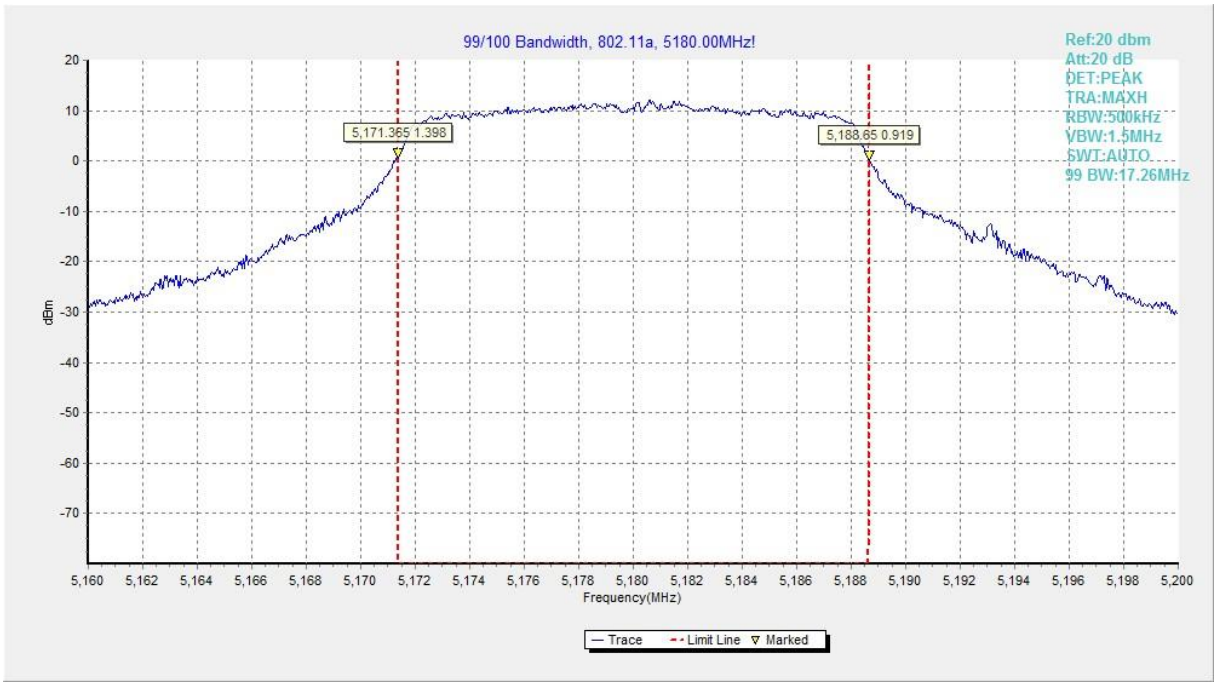

Fig.77 99% Occupied bandwidth (802.11a, 5180MHz)

©Copyright. All rights reserved by CTTL.

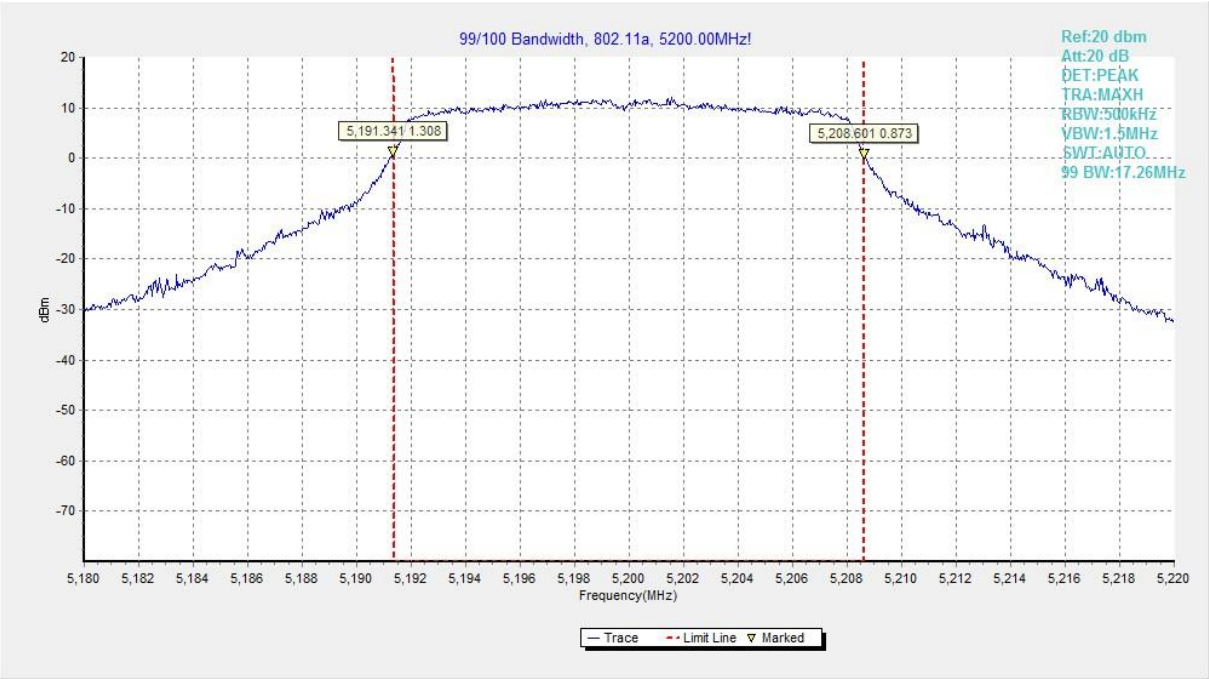

Fig.78 99% Occupied bandwidth (802.11a, 5200MHz)

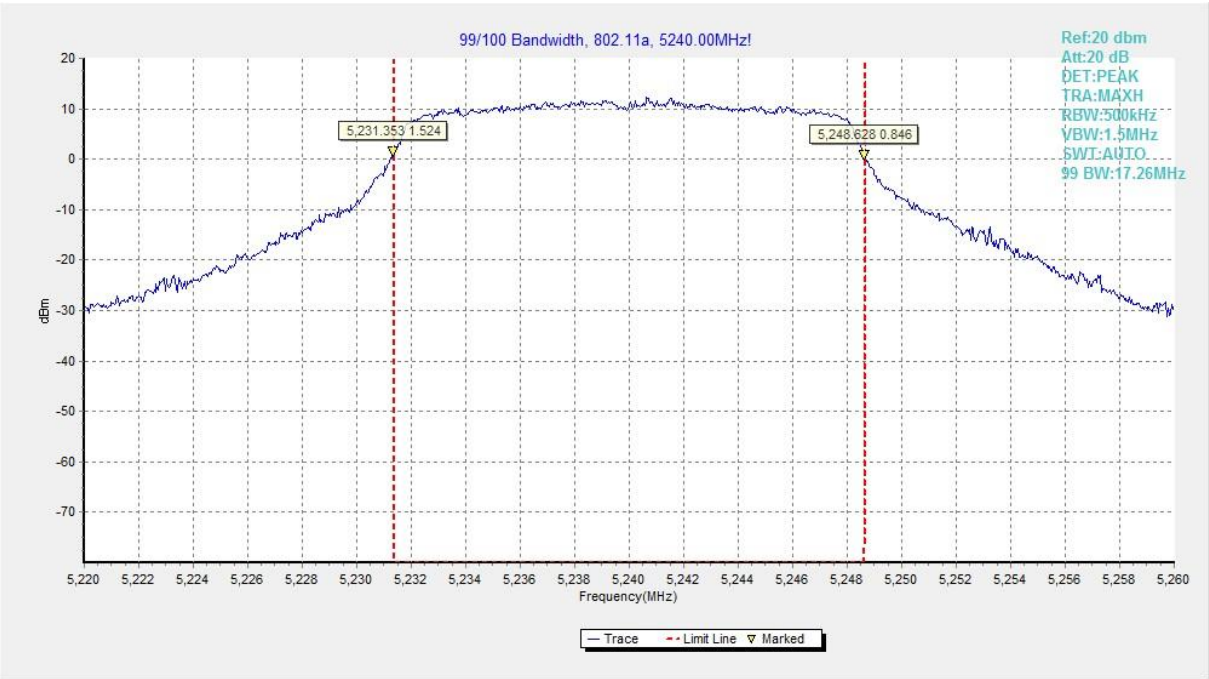

Fig.79 99% Occupied bandwidth (802.11a, 5240MHz)

©Copyright. All rights reserved by CTTL.

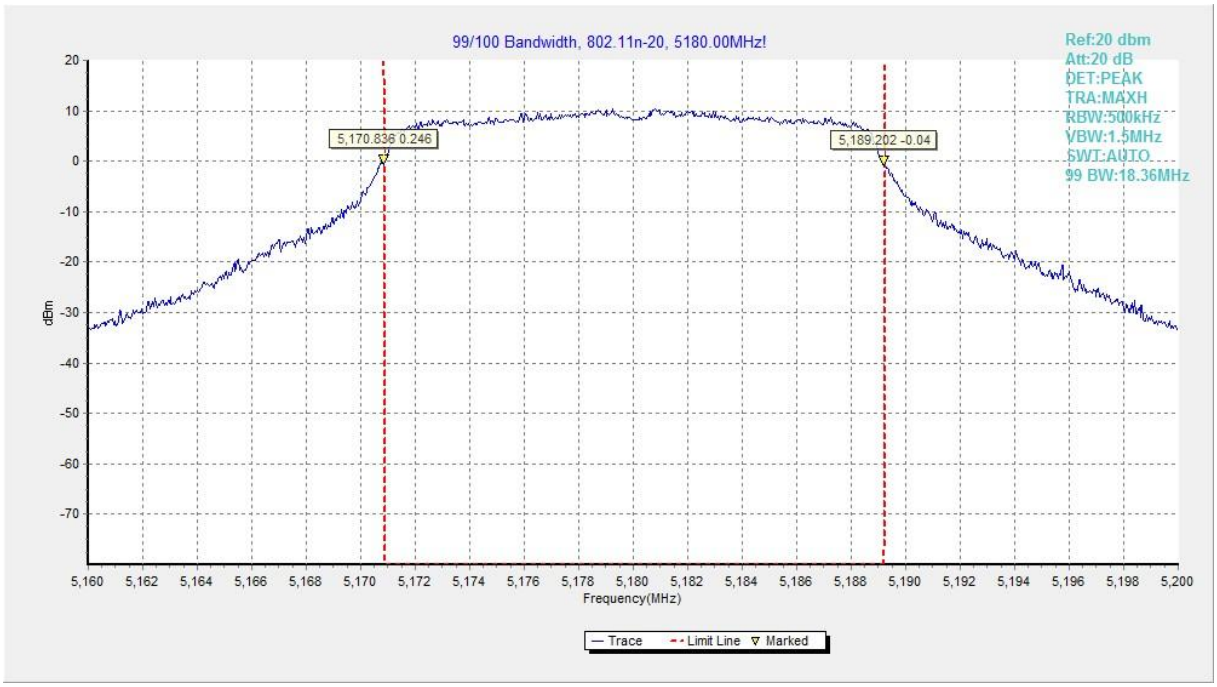

Fig.80 99% Occupied bandwidth (802.11n-HT20, 5180MHz)

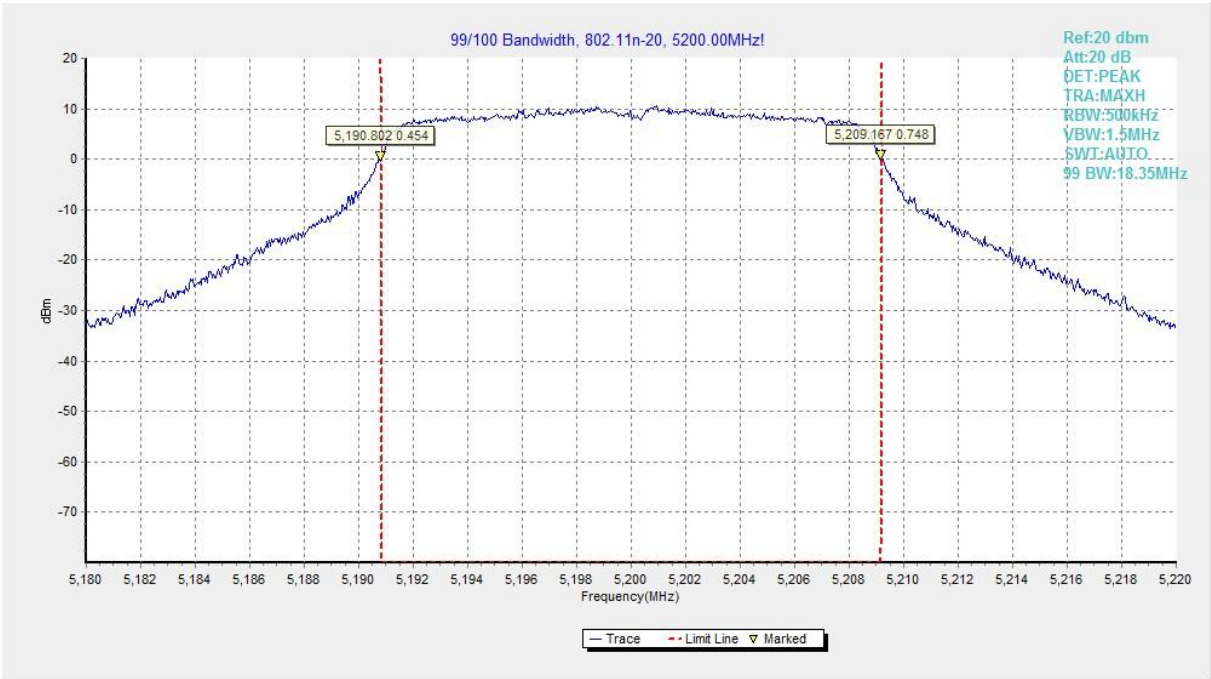

Fig.81 99% Occupied bandwidth (802.11n-HT20, 5200MHz)

©Copyright. All rights reserved by CTTL.

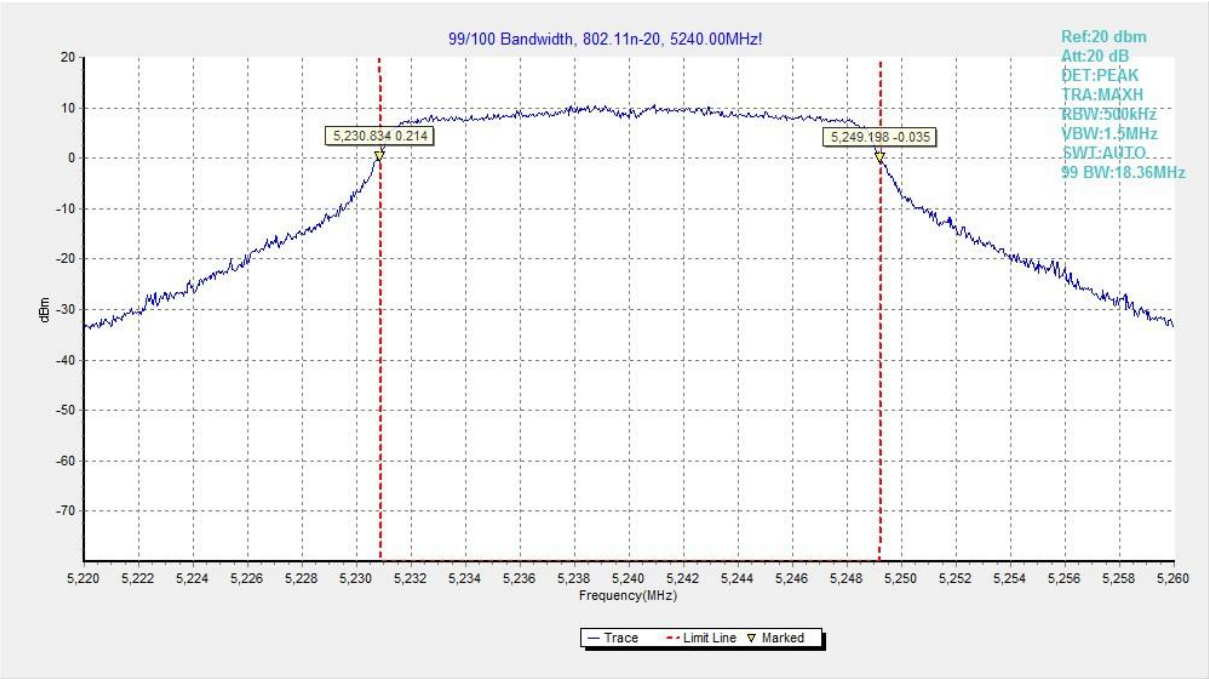

Fig.82 99% Occupied bandwidth (802.11n-HT20, 5240MHz)

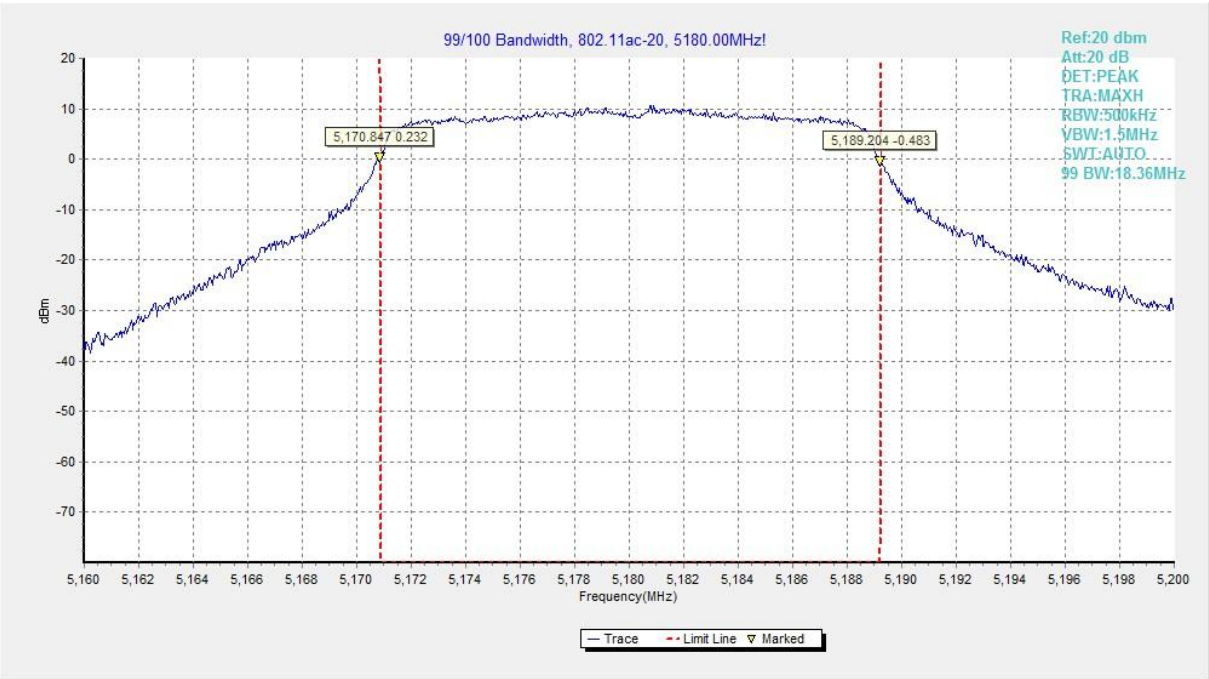

Fig.83 99% Occupied bandwidth (802.11ac-HT20, 5180MHz)

©Copyright. All rights reserved by CTTL.

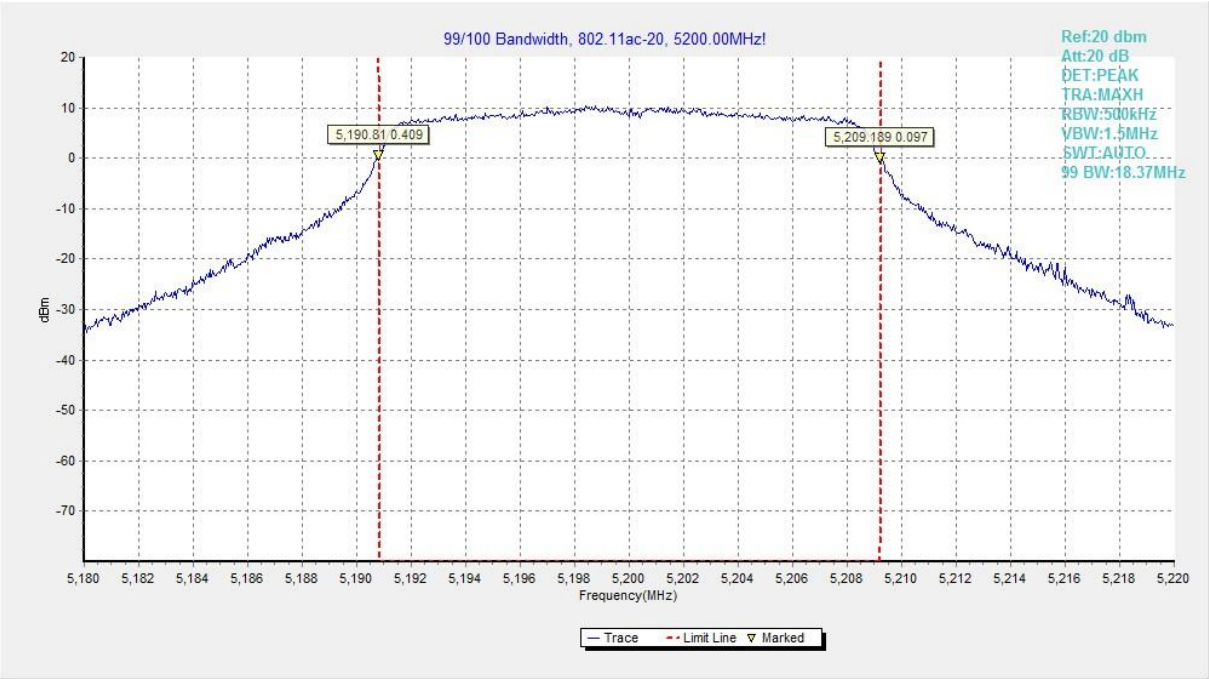

Fig.84 99% Occupied bandwidth (802.11ac-HT20, 5200MHz)

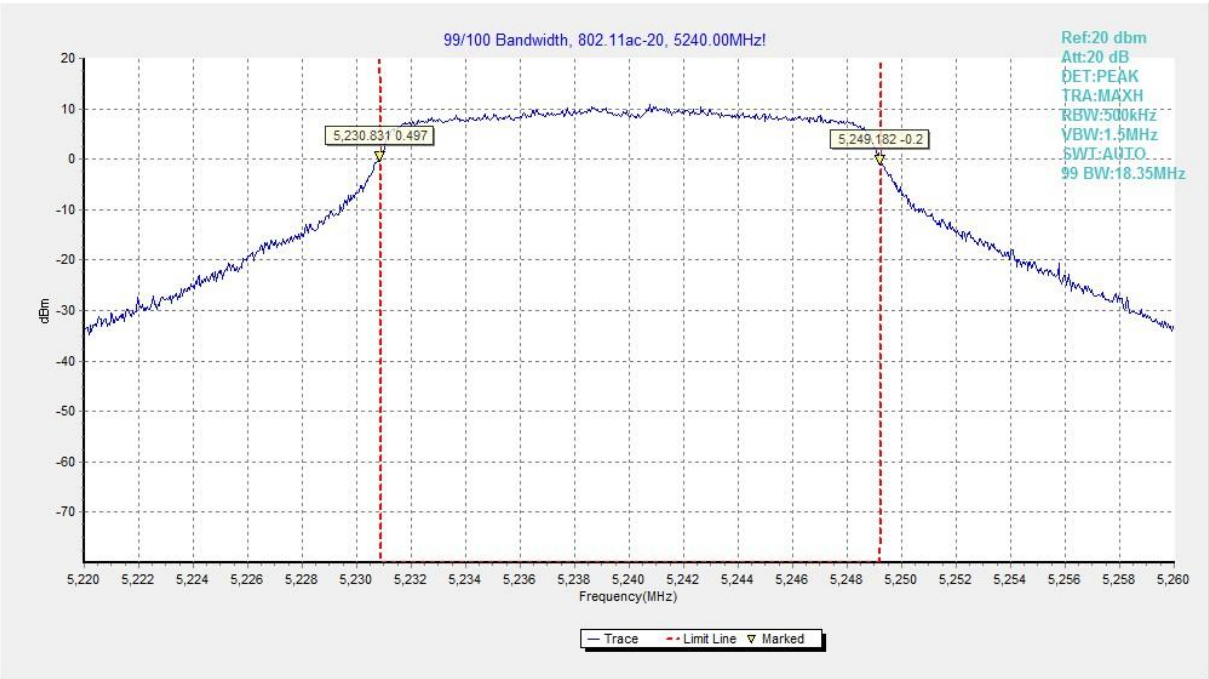

Fig.85 99% Occupied bandwidth (802.11ac-HT20, 5240MHz)

©Copyright. All rights reserved by CTTL.

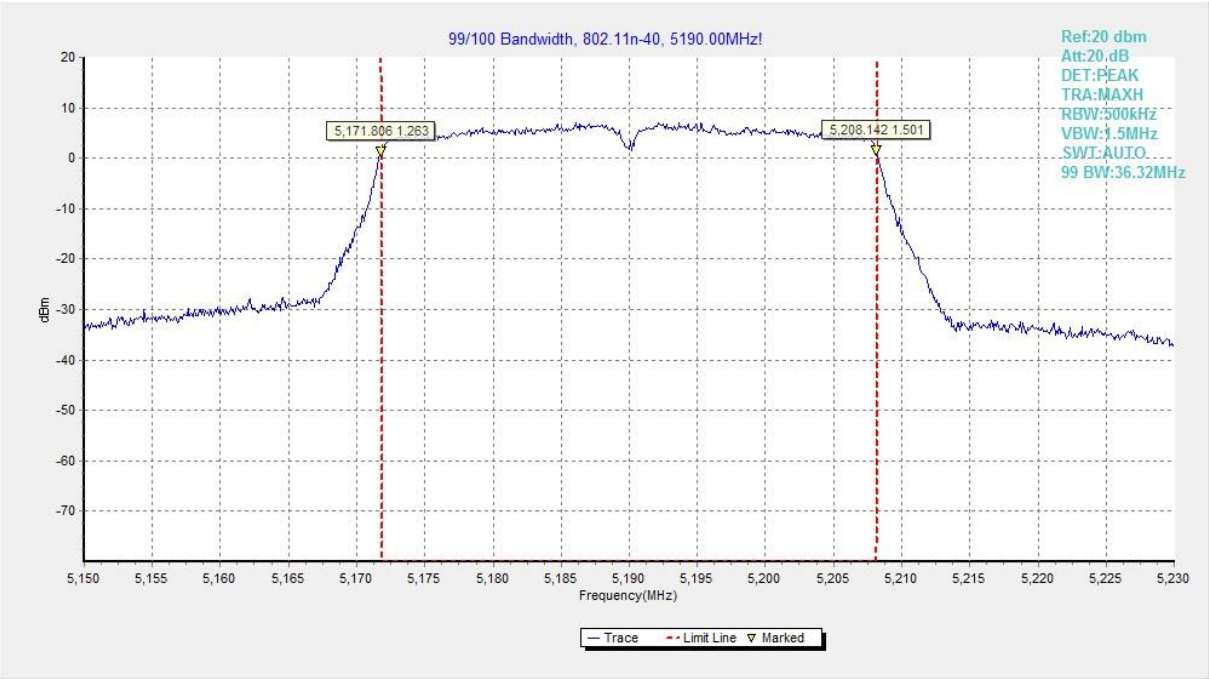

Fig.86 99% Occupied bandwidth (802.11n-HT40, 5190MHz)

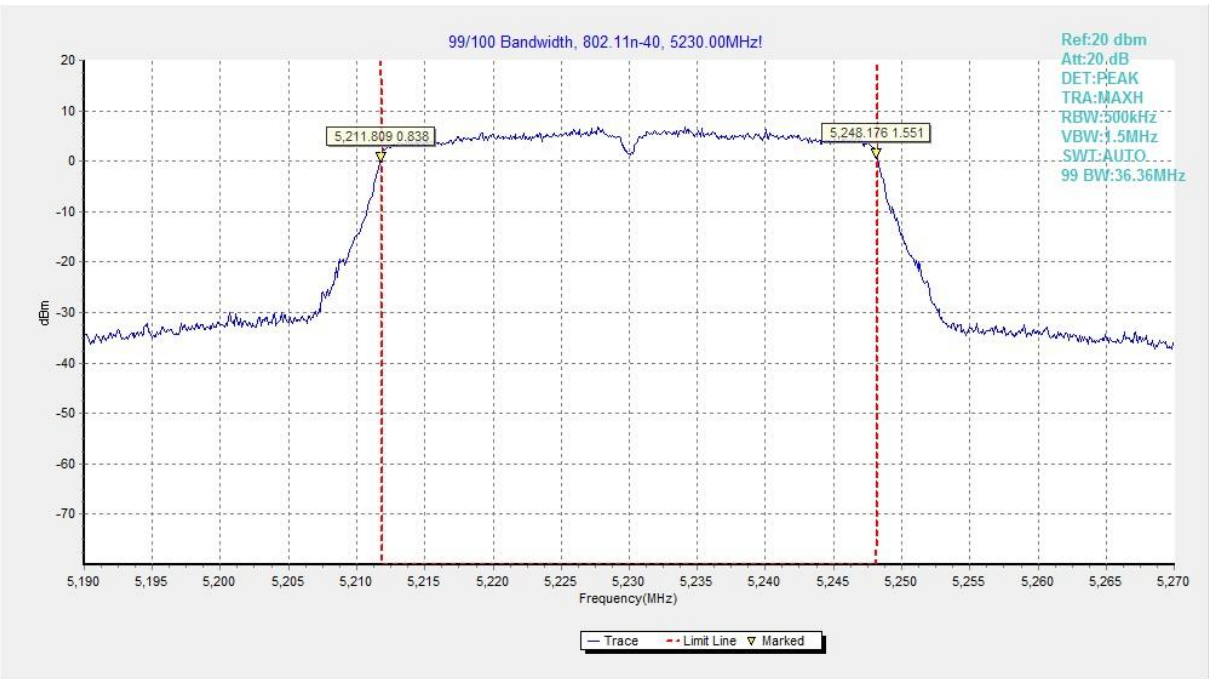

Fig.87 99% Occupied bandwidth (802.11n-HT40, 5230MHz)

©Copyright. All rights reserved by CTTL.

Fig.88 99% Occupied bandwidth (802.11ac-HT40, 5190MHz)

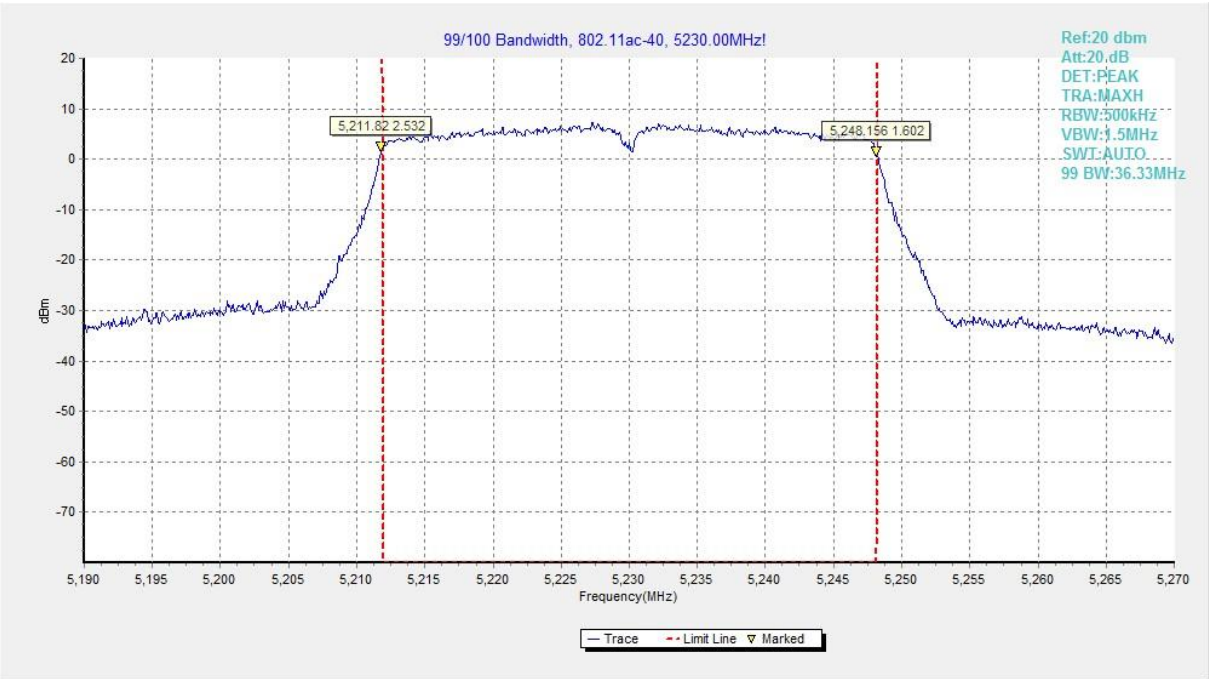

Fig.89 99% Occupied bandwidth (802.11ac-HT40, 5230MHz)

©Copyright. All rights reserved by CTTL.

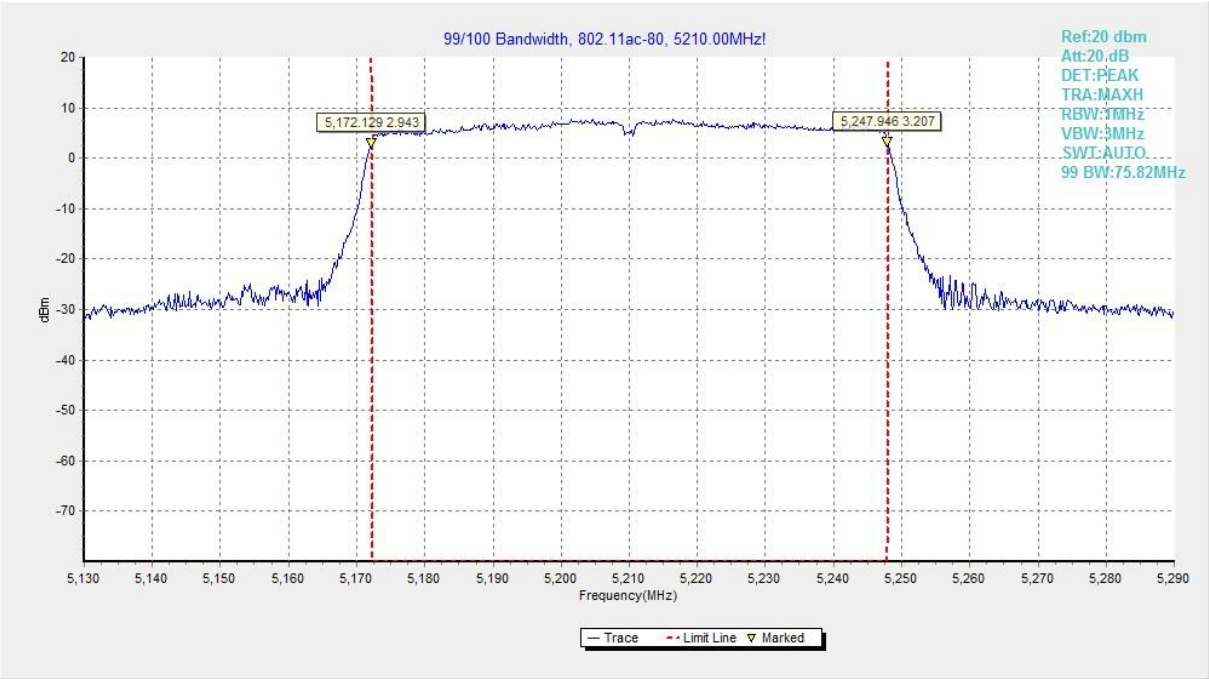

Fig.90 99% Occupied bandwidth (802.11ac-HT80, 5210MHz)

A.9. Power control

A Transmission Power Control mechanism is not required for systems with an e.i.r.p. of less than 27dBm (500 mW).

©Copyright. All rights reserved by CTTL.

ANNEX B: Accreditation Certificate

United States Department of Commerce
National Institute of Standards and Technology

NVLAP®

Certificate of Accreditation to ISO/IEC 17025:2005

NVLAP LAB CODE: 600118-0

Telecommunication Technology Labs, CAICT
Beijing
China

is accredited by the National Voluntary Laboratory Accreditation Program for specific services, listed on the Scope of Accreditation, for:

Electromagnetic Compatibility & Telecommunications

This laboratory is accredited in accordance with the recognized International Standard ISO/IEC 17025:2005. This accreditation demonstrates technical competence for a defined scope and the operation of a laboratory quality management system (refer to joint ISO-ILAC-IAF Communique dated January 2009).

2019-09-26 through 2020-09-30
Effective Dates

DEPARTMENT OF COMMERCE · UNITED STATES OF AMERICA

For the National Voluntary Laboratory Accreditation Program

***** END OF REPORT BODY *****

©Copyright. All rights reserved by CTTL.