# APPROVAL SHEET

| | |
|---|---|
| CUSTOMER NAME<br>客户名称 | |
| CUSTOMER P/N<br>客户料号 | 41-1420000085 |
| PART NAME<br>品　　名 | 2.4G Antenna |
| P/ N<br>料　　号 | YJC-6N000-B248 |
| APPROVAL REV.<br>版　　次 | A0 |
| DELIVERY DATE<br>送样日期 | |
| PREPARED BY<br>承　办 | |
| CHECKED BY<br>审　核 | |
| APPROVED BY<br>核　准 | |

| Customer Approved<br>客　户　承　认 | | |
|---|---|---|
| Prepared By<br>承　办 | Checked By<br>审　核 | Approved By<br>核　准 |
| | | |

**SHENZHEN YINGJIACHUANG TECHNOLOGY ELECTRONIC CO.LTD**

Department Address: Building C, Hongyu Guangming Valley, No.11 Youmagang Road, Matian Street, Guangming District, Shenzhen
Dongguan Branch Factory: Yingjiachuang Industrial Park, No.2 Yinhe 3rd Road, Shishuikou, Qiaotou Town, Dongguan City
Hangzhou Office: 212, Building B, Dahua Jianghong International Innovation Park, 369 Internet of Things Street, Binjiang District, Hangzhou City
Mianyang Office: No. 4F-34, Wanxiang High-tech International, No. 35 Mianxing East Road, High-tech Zone, Mianyang City, Sichuan Province
Tel: 0755-27810060 Fax: 0755-27810057 Website: http://www.szsyjc.com

RoHS Compliant

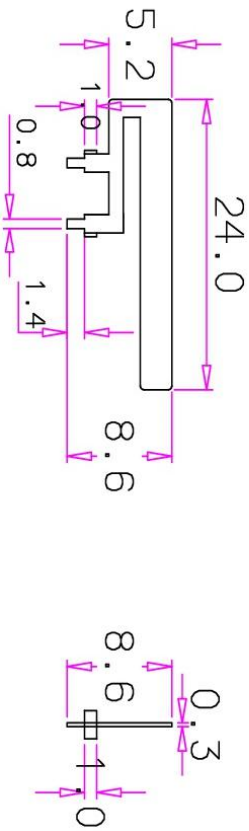


| | |
|---|---|
| 频率范围(FREQUENCY RANGE | 2400~2500 MHz |
| 增益（Gain) | 2.5dBi |
| 电压驻波比(VSWR) | <1.92:1 |
| 极化 （ Polarzation) | Linear.Vertical |
| 最大功率(Mae power rating) | 50W |
| 特性阻抗 （Lmpedance) | 50欧姆 |

| | | | |
|---|---|---|---|
| 零件名称 (PART NAME) 俯视图 | 单位 (UNIT) mm | 比例 (SCALE) | 版本(REV) A0 |
| 产品名称 2.4G 贴片天线 | 产品规格 2448.6*0.3MM | | 产品料号 (PRODUCT NO.) YJC-6N000-B248 |
| 设计 DS. | | | 第1版日期 (ORIGINAL DATE) 2020-08-10 |
| 审核 CHK. | 深圳市英佳创电子科技有限公司 SHENZHEN YINGJIACHUANG TECHNOLOGY ELECTRONIC CO.,LTD | | |
| 批准 APPD. | | | |

| Electrical Specifications | | | |
|---|---|---|---|
| 电 性 能 指 标 | | Electrical Specifications | |
| 频率范围 | 2400~2500 MHZ | Frequency Range | 2400~2500 MHZ |
| 电压驻波比 | ＜1.92 | VSWR | ＜1.92 |
| 输入阻抗 | 50 Ω | Input Impedance | 50 Ω |
| 方向 | 全向 | Direction | All |
| 增益 | 2.5 dBi | Gain | 2.5dBi |
| 机 械 指 标 | | Mechanical Specifications | |
| 天线材质 | | Antenna material | Metal Antenna |
| 工作温度 | -20℃~+70℃ | Working Temperature | -20℃~+70℃ |
| 工作湿度 | 20%~80% | Working Humidity | 20%~80% |



Antenna

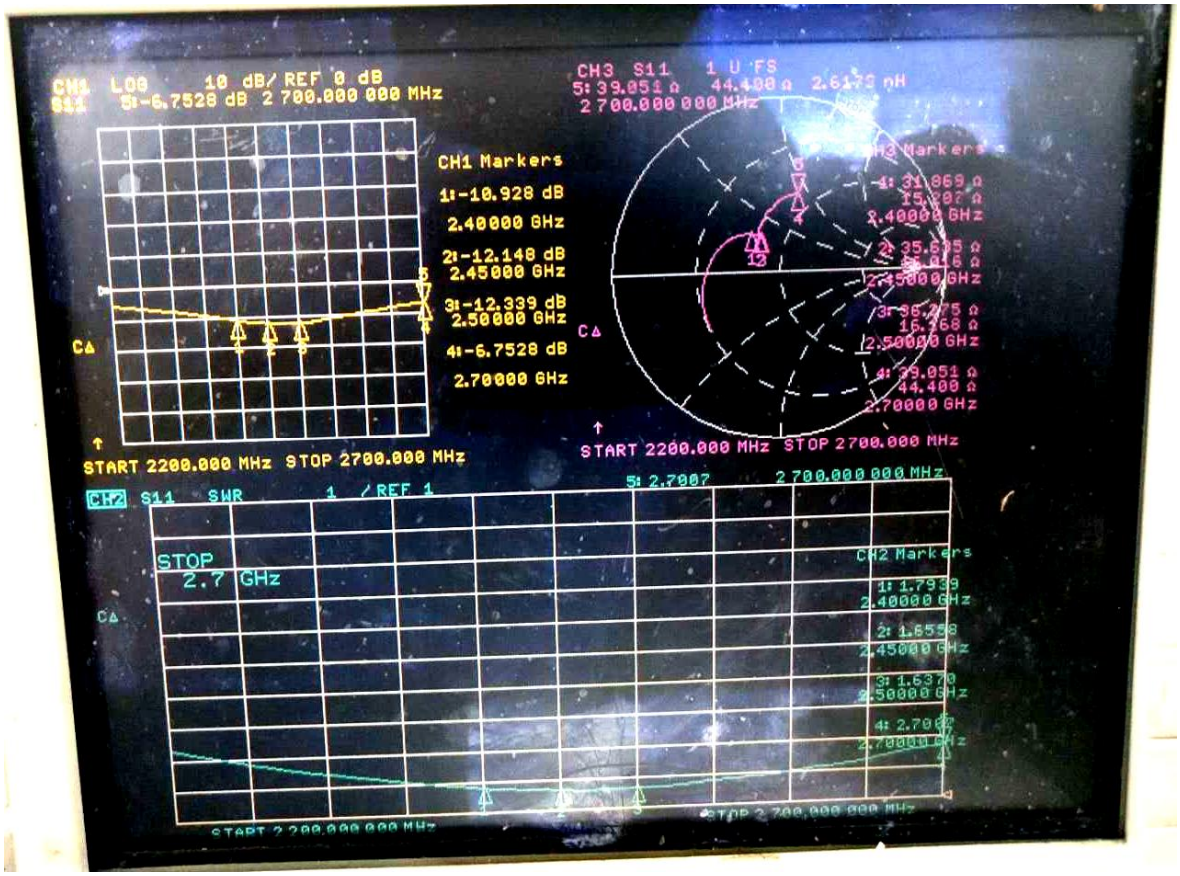
CH1 LOG 10 dB/ REF 0 dB
S11 5:-6.7528 dB 2 700.000 000 MHz
CH1 Markers
1:-10.928 dB
2.40000 GHz
2:-12.148 dB
2.45000 GHz
3:-12.339 dB
2.50000 GHz
4:-6.7528 dB
2.70000 GHz
START 2200.000 MHz STOP 2700.000 MHz
CH3 S11 1 U FS
5: 39.051 Ω 44.400 Ω
2 700.000 000 MHz
START 2200.000 MHz STOP 2700.000 MHz
CH2 S11 SWR 1 / REF 1
5: 2.7007 2 700.000 000 MHz
STOP
2.7 GHz
CH2 Markers

# 2D、3D

（2.4G ）

| Frequency | Efficiency (%) | Gain.(dBi) |
|---|---|---|
| 2400MHz | 52.36 | 2.76 |
| 2410MHz | 53.15 | 2.84 |
| 2420MHz | 55.50 | 3.05 |
| 2430MHz | 53.65 | 2.84 |
| 2440MHz | 50.55 | 2.51 |
| 2450MHz | 51.88 | 2.62 |
| 2460MHz | 51.02 | 2.68 |
| 2470MHz | 50.18 | 2.63 |
| 2480MHz | 51.17 | 2.45 |
| 2490MHz | 52.73 | 2.42 |
| 2500MHz | 50.34 | 1.60 |

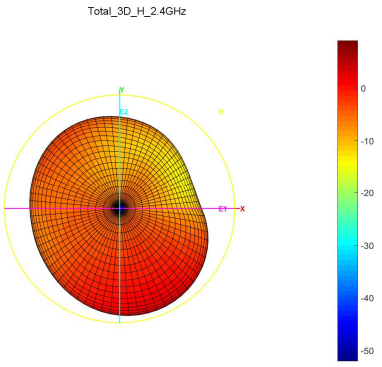


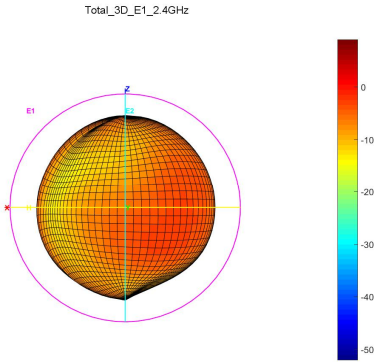


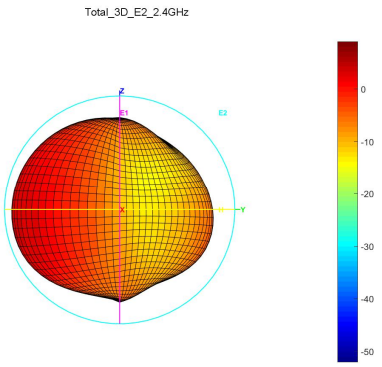


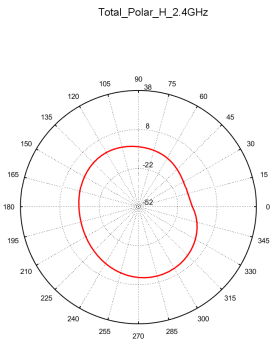

Total_Polar_E1_2.4GHz

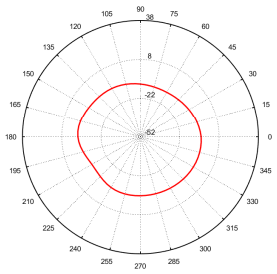

Total_Polar_E2_2.4GHz

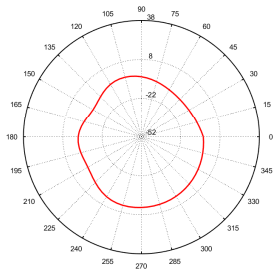

Total_3D_H_2.45GHz

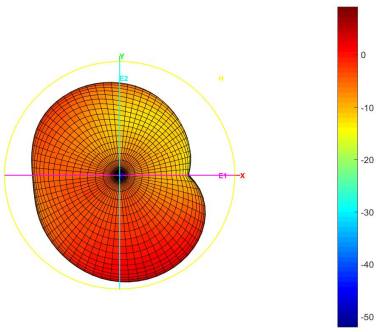

Total_3D_E1_2.45GHz

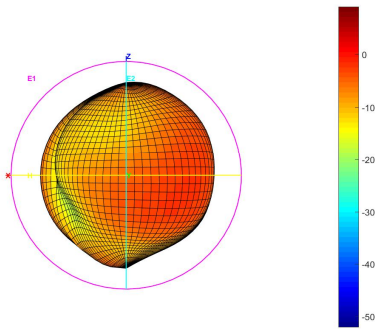

Total_3D_E2_2.45GHz

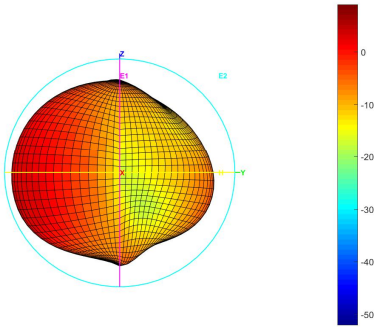

Total_Polar_H_2.45GHz

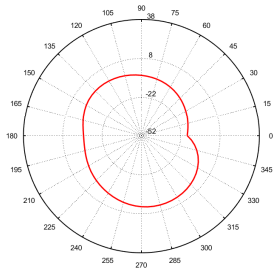

Total_Polar_E1_2.45GHz

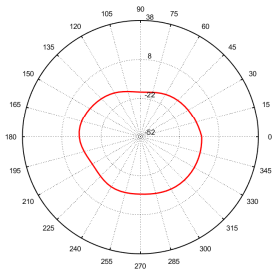

Total_Polar_E2_2.45GHz

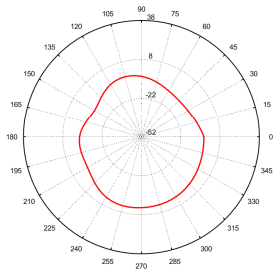

Total_3D_H_2.5GHz

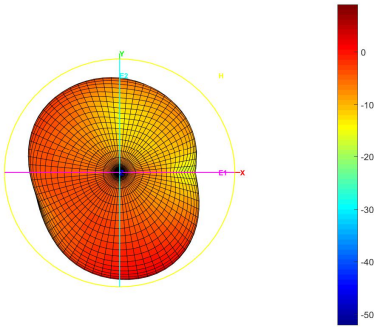


Total_3D_E1_2.5GHz

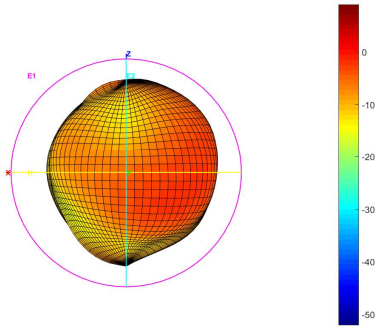


Total_3D_E2_2.5GHz

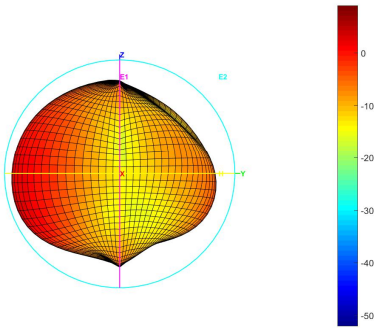


Total_Polar_H_2.5GHz

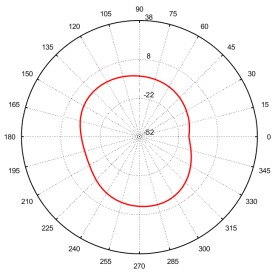


Total_Polar_E1_2.5GHz

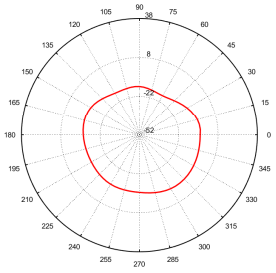

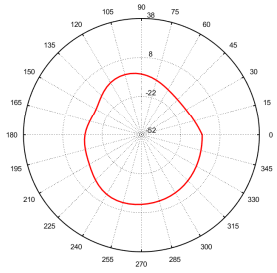
Total_Polar_E2_2.5GHz