fido CERTIFIED U2F

# Titan

## Security Key (K39T)

# User Manual

V1.2

FEITIAN
WE BUILD SECURITY

# Diagram

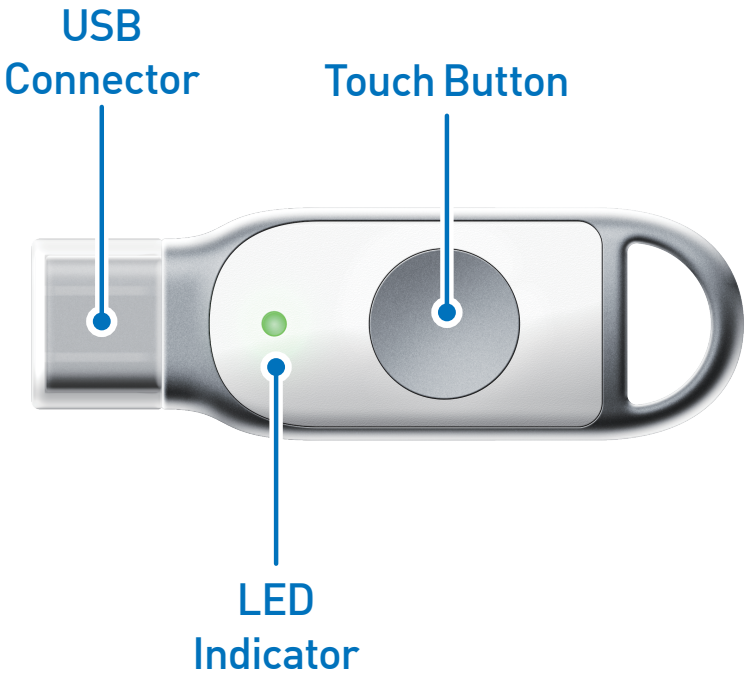

# Registration

1. Open a FIDO® U2F supported website[1] in your browser[2] and follow the registration guide[3] presented by the website to register your Titan Security Key;

2. You will be informed to insert your Titan Security Key during the registration process;




3. Slightly touch the button to proof the user presence when the LED indicator blinks. Your registration will complete in a moment.

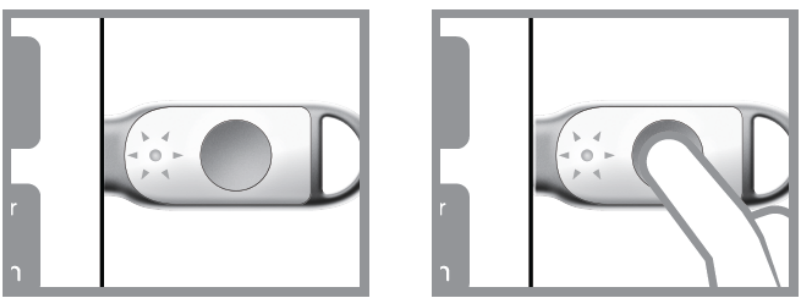

[1] Go to https://twofactorauth.org to check whether the web service is FIDO® U2F compatible.

[2] Chrome supports FIDO® U2F authentication natively while Firefox requires extension to work with FIDO®. Compatibility of FIDO® on other browsers is not yet available.

[3] Registration procedure may vary from different web services. Please contact the service provider for more information concerning FIDO® U2F availability, account setting and requirements.

# Authentication

❶ Open a FIDO® U2F supported login page[1] in your browser[2] and enter your account and password;

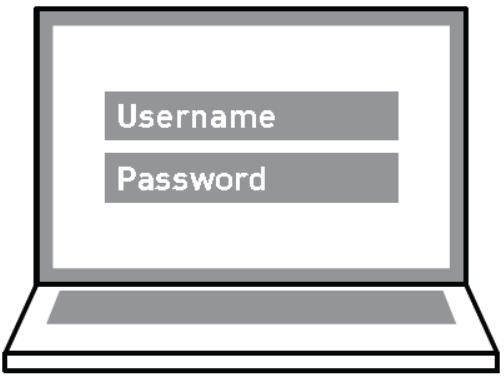


❷ You will be informed to insert your Titan Security Key during the authentication process;




[1] Go to https://twofactorauth.org to check whether the web service is FIDO® U2F compatible.

[2] Chrome supports FIDO® U2F authentication natively while Firefox requires extension to work with FIDO®. Compatibility of FIDO® on other browsers is not yet available.

❸ Slightly touch the button to proof the user presence when the LED indicator blinks;





❹ Your authentication will complete in a moment.

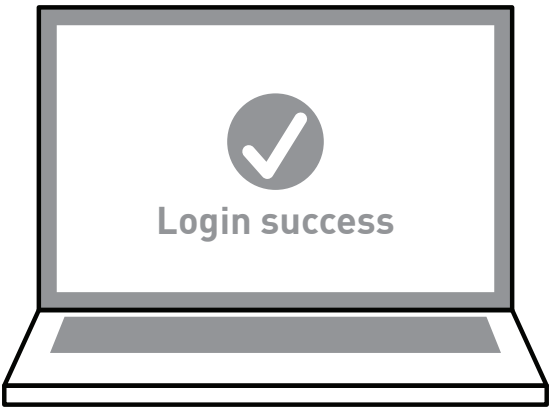


* As from this moment, you will remain logged in whether the Titan Security Key is inserted or not, so please don't forget to logout manualy when you exit the service.

# Specification

| | |
|---|---|
| Operating Systems | Windows, Linux, macOS |
| Certification | FIDO® U2F |
| Size | 43(L) × 14(W)× 5.5 mm(H) |
| Weight | 5 g |
| Max number of keys | No limit |
| Interface | USB |
| Data storage life | Over 10 years |
| Erasing times | 100,000 times |
| Communication protocol | HID |
| Working voltage | 5.0 V |
| Rating | 35 mA |
| Power | 0.175 W |
| Working temperature | -10 ~ 60 °C (14 ~ 140 °F) |
| Storage temperature | -20 ~ 75 °C (-4 ~ 167 °F) |

**FCCStatement:**

Any Changes or modifications not expressly approved by the party responsible for compliance could void the user's authority to operate the equipment.
This device complies with part 15 of the FCC Rules. Operation is subject to the following two conditions: (1) This device may not cause harmful interference, and
(2) This device must accept any interference received, including interference that may cause undesired operation.

Note: This equipment has been tested and found to comply with the limits for a Class B digital device, pursuant to part 15 of the FCC Rules. These limits are designed to provide reasonable protection against harmful interference in a residential installation. This equipment generates, uses and can radiate radio frequency energy and, if not installed and used in accordance with the instructions, may cause harmful interference to radio communications. However, there is no guarantee that interference will not occur in a particular installation. If this equipment does cause harmful interference to radio or television reception, which can be determined by turning the equipment off and on, the user is encouraged to try to correct the interference by one or more of the following measures:
—Reorient or relocate the receiving antenna.
—Increase the separation between the equipment and receiver.
—Connect the equipment into an outlet on a circuit different from that to which the receiver is connected.
—Consult the dealer or an experienced radio/TV technician for help.

©2018 FEITIAN Technologies Co., Ltd.
www.ftsafe.com

FEITIAN
WE BUILD SECURITY