Appendix Test Data

Report No.:	18220WC20093301	Test Sample No.:	1-2-2
Start Test Date:	2022.4.29	Finish Test Date:	2022.5.9
Test Engineer:	Tony.He	Auditor:	Edward.Pan
Temperature:	24.3℃	Relative Humidity:	57.3 %
Pressure:	1012 hPa		

Appendix A: 20dB Emission Bandwidth

Test Result

TestMode	Antenna	Channel	20db EBW[MHz]	FL[MHz]	FH[MHz]	Limit[MHz]	Verdict
DH5	Ant1	2402	0.948	2401.538	2402.486	---	PASS
		2441	0.939	2440.538	2441.477	---	PASS
		2480	0.942	2479.541	2480.483	---	PASS
2DH5	Ant1	2402	1.329	2401.337	2402.666	---	PASS
		2441	1.323	2440.337	2441.660	---	PASS
		2480	1.323	2479.337	2480.660	---	PASS
3DH5	Ant1	2402	1.323	2401.337	2402.660	---	PASS
		2441	1.317	2440.343	2441.660	---	PASS
		2480	1.278	2479.349	2480.627	---	PASS

Test Graphs

DH5_Ant1_2402

DH5_Ant1_2441

DH5_Ant1_2480

2DH5_Ant1_2402

2DH5_Ant1_2441

2DH5_Ant1_2480

3DH5_Ant1_2402

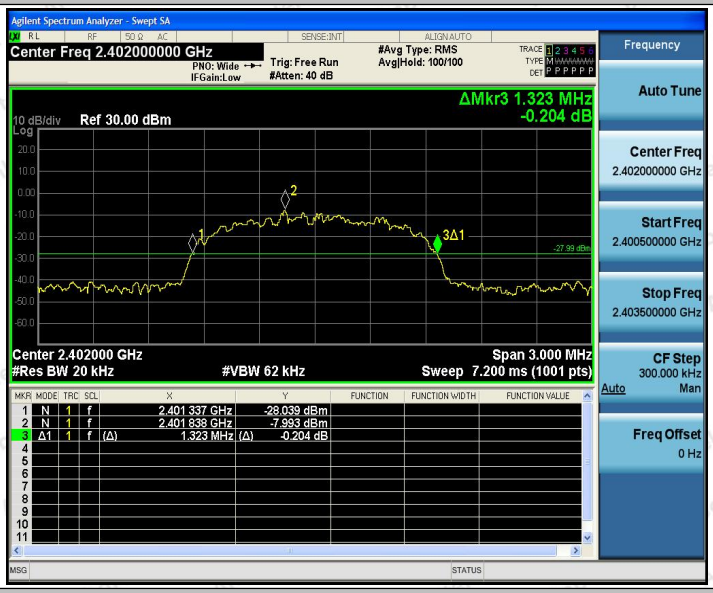

3DH5_Ant1_2441

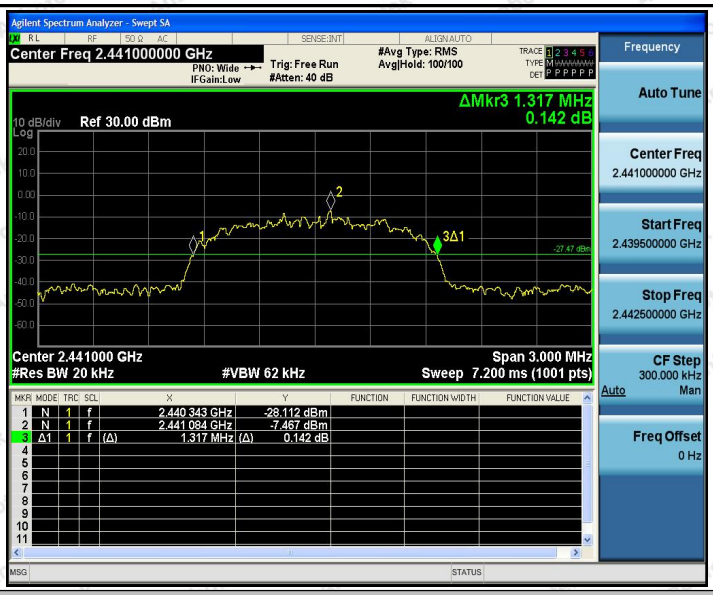

3DH5_Ant1_2480

Appendix B: Occupied Channel Bandwidth

Test Result

TestMode	Antenna	Channel	OCB [MHz]	FL[MHz]	FH[MHz]	Limit[MHz]	Verdict
DH5	Ant1	2402	0.89210	2401.554	2402.446	---	PASS
		2441	0.89255	2440.554	2441.447	---	PASS
		2480	0.89684	2479.552	2480.449	---	PASS
2DH5	Ant1	2402	1.1899	2401.406	2402.596	---	PASS
		2441	1.1950	2440.403	2441.598	---	PASS
		2480	1.1887	2479.405	2480.593	---	PASS
3DH5	Ant1	2402	1.2061	2401.388	2402.594	---	PASS
		2441	1.2152	2440.385	2441.600	---	PASS
		2480	1.2047	2479.390	2480.595	---	PASS

Test Graphs

DH5_Ant1_2402

DH5_Ant1_2441

DH5_Ant1_2480

2DH5_Ant1_2402

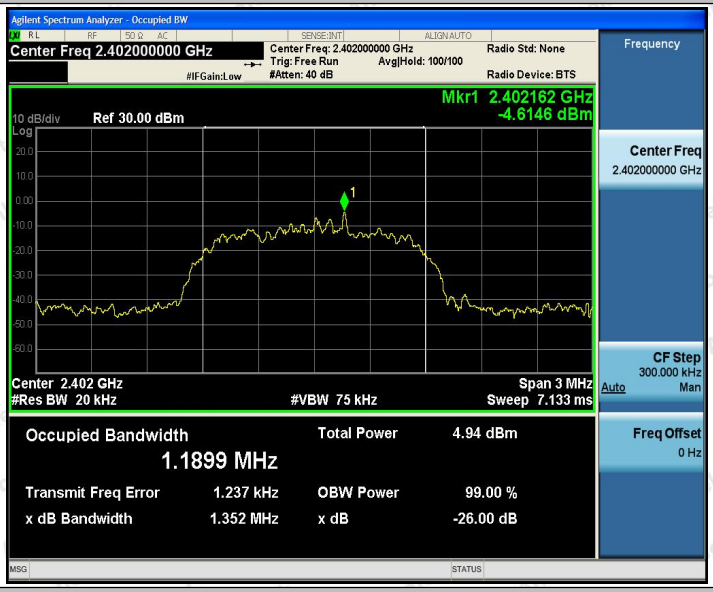

2DH5_Ant1_2441

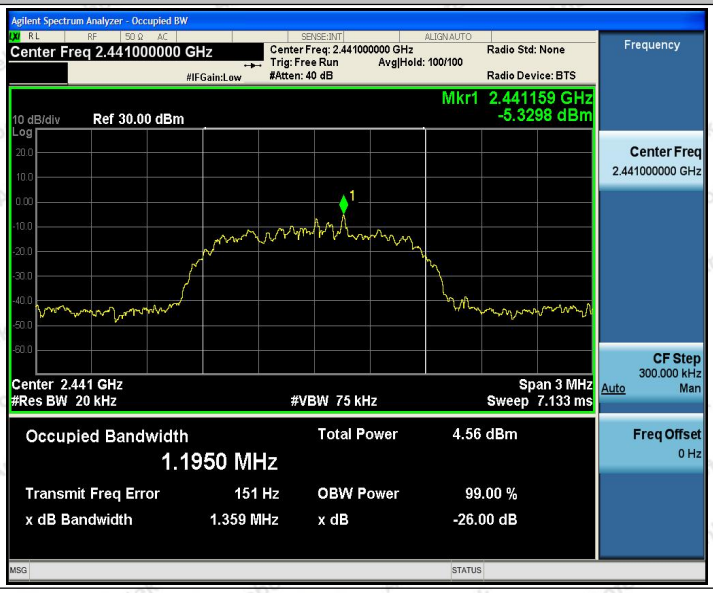

2DH5_Ant1_2480

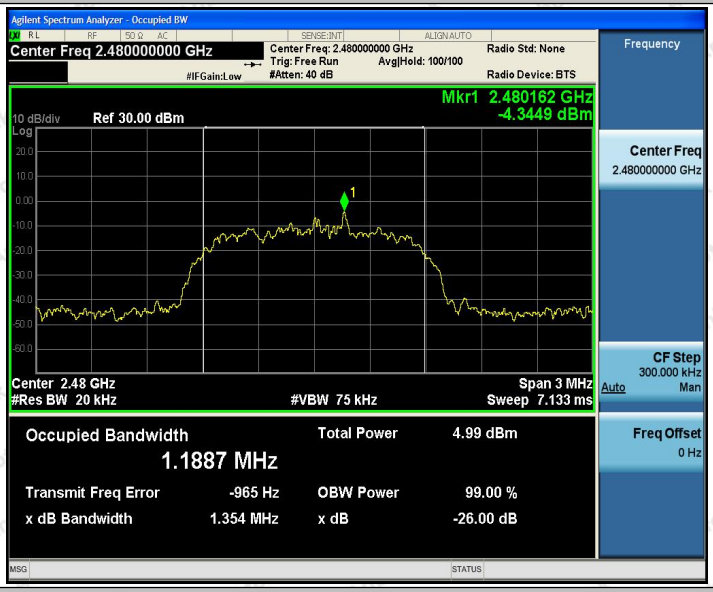

3DH5_Ant1_2402

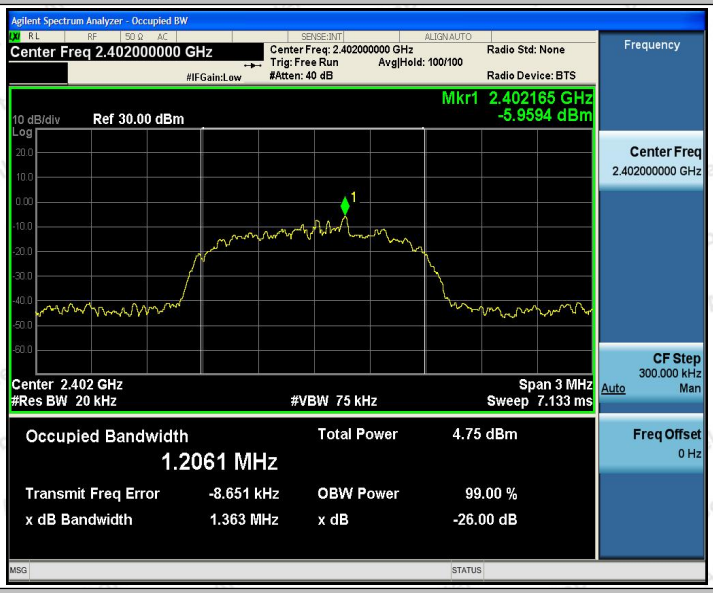

3DH5_Ant1_2441

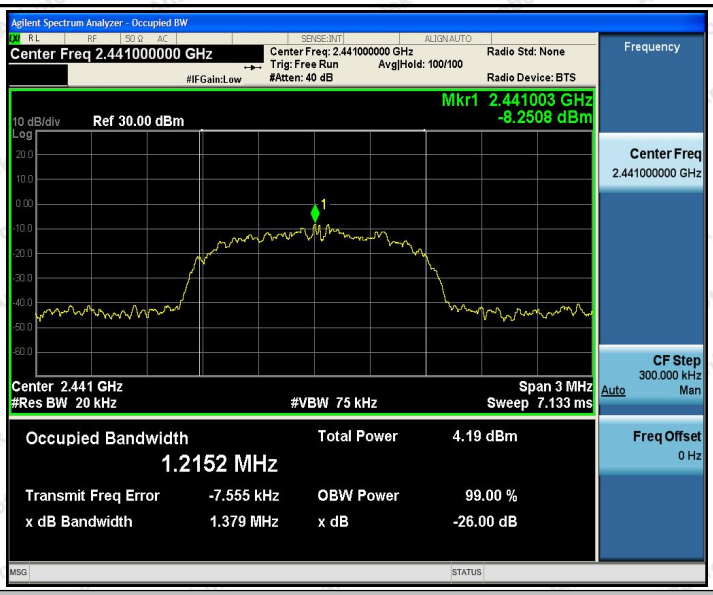

3DH5_Ant1_2480

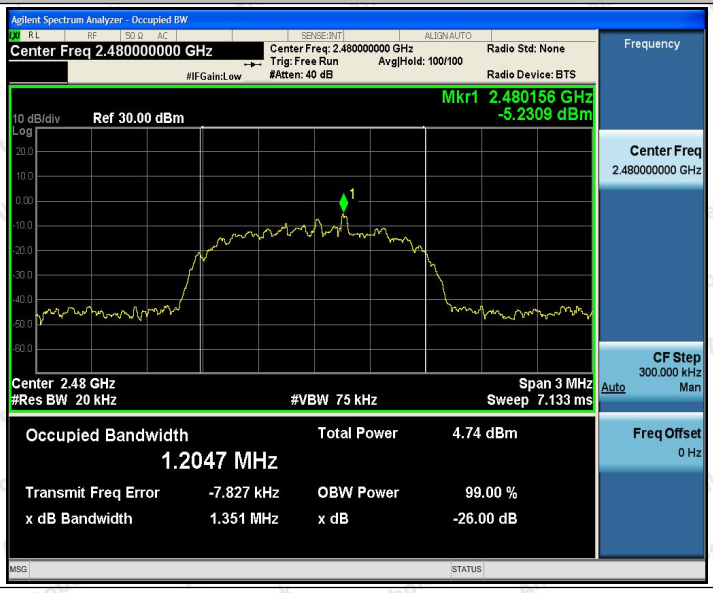

Appendix C: Maximum conducted output power

Test Result

TestMode	Antenna	Channel	Result[dBm]	Limit[dBm]	Verdict
DH5	Ant1	2402	0.25	≤20.97	PASS
		2441	-0.06	≤20.97	PASS
		2480	0.48	≤20.97	PASS
2DH5	Ant1	2402	-0.56	≤20.97	PASS
		2441	-0.84	≤20.97	PASS
		2480	-0.27	≤20.97	PASS
3DH5	Ant1	2402	-0.33	≤20.97	PASS
		2441	-0.56	≤20.97	PASS
		2480	-0.33	≤20.97	PASS

Test Graphs

DH5_Ant1_2402

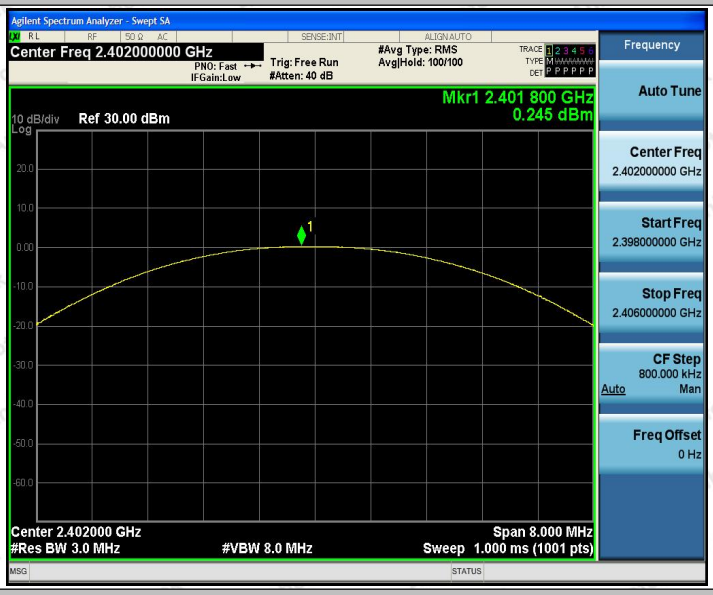

DH5_Ant1_2441

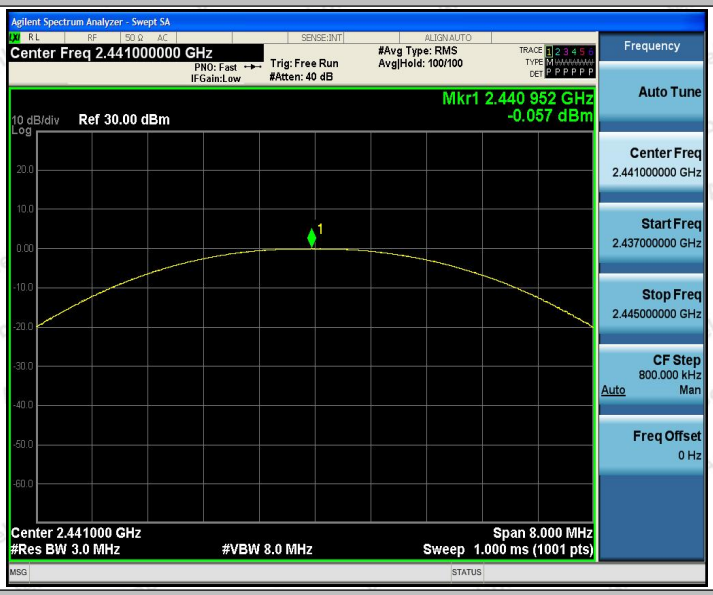

DH5_Ant1_2480

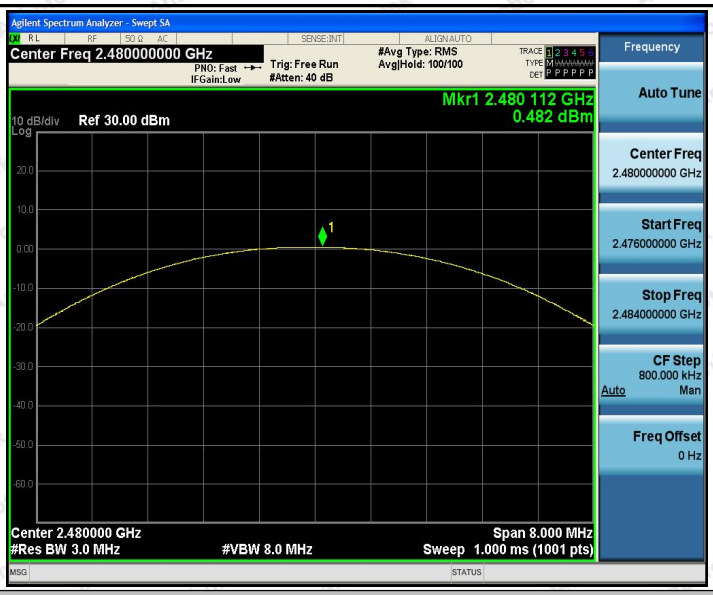

2DH5_Ant1_2402

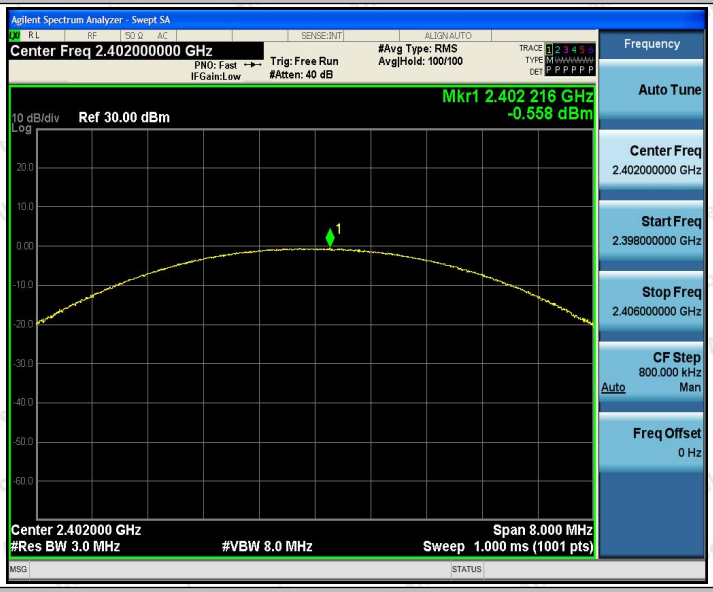

2DH5_Ant1_2441

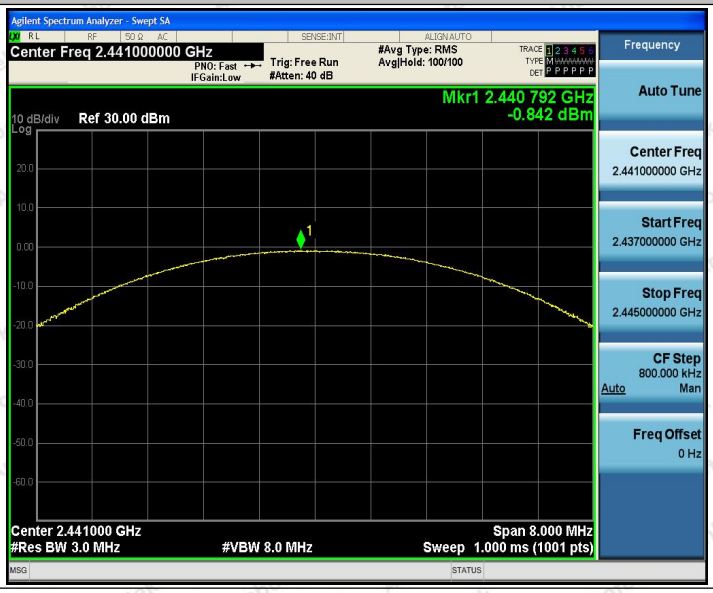

2DH5_Ant1_2480

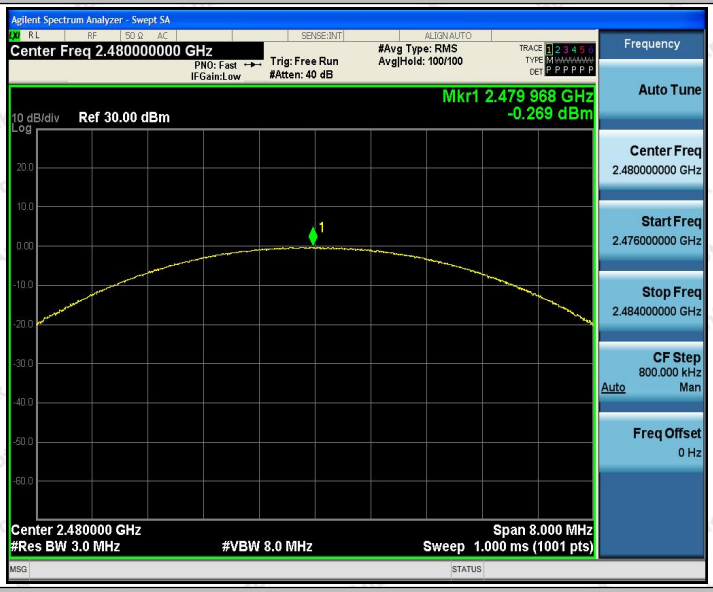

3DH5_Ant1_2402

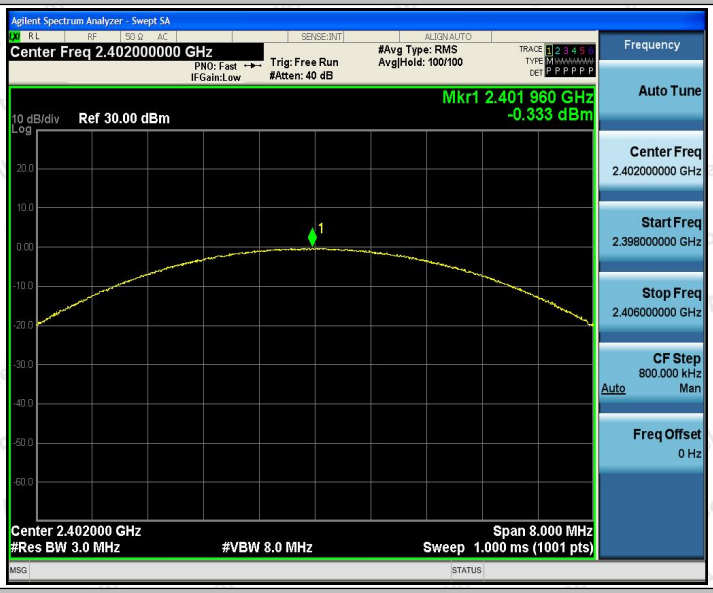

3DH5_Ant1_2441

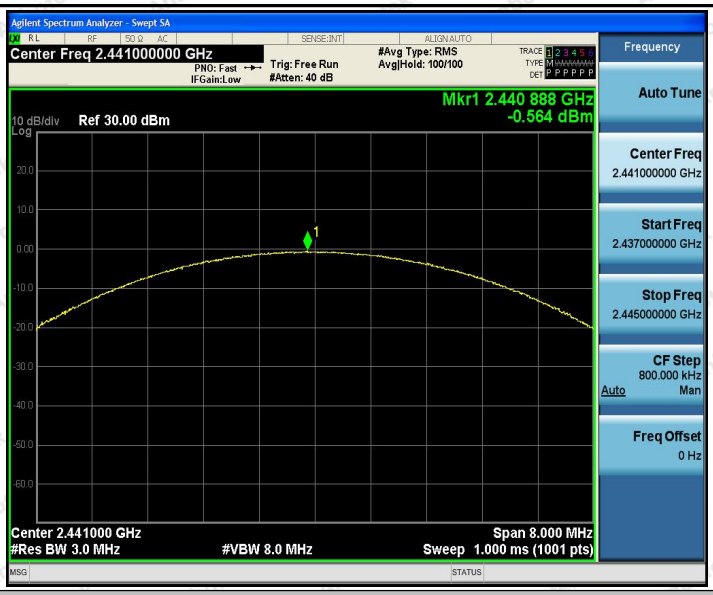

3DH5_Ant1_2480

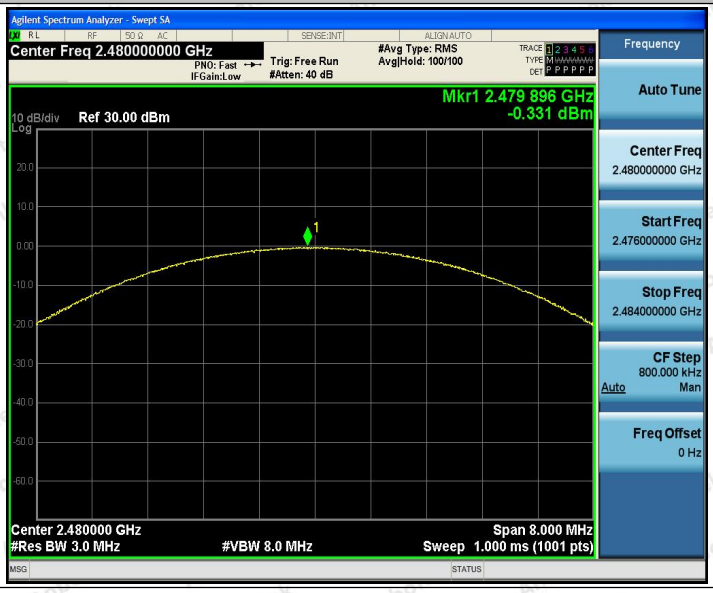

Appendix D: Carrier frequency separation

Test Result

TestMode	Antenna	Channel	Result[MHz]	Limit[MHz]	Verdict
DH5	Ant1	Hop	0.728	≥0.632	PASS
2DH5	Ant1	Hop	1.042	≥0.886	PASS
3DH5	Ant1	Hop	1.02	≥0.882	PASS

Test Graphs

DH5_Ant1_Hop

2DH5_Ant1_Hop

3DH5_Ant1_Hop

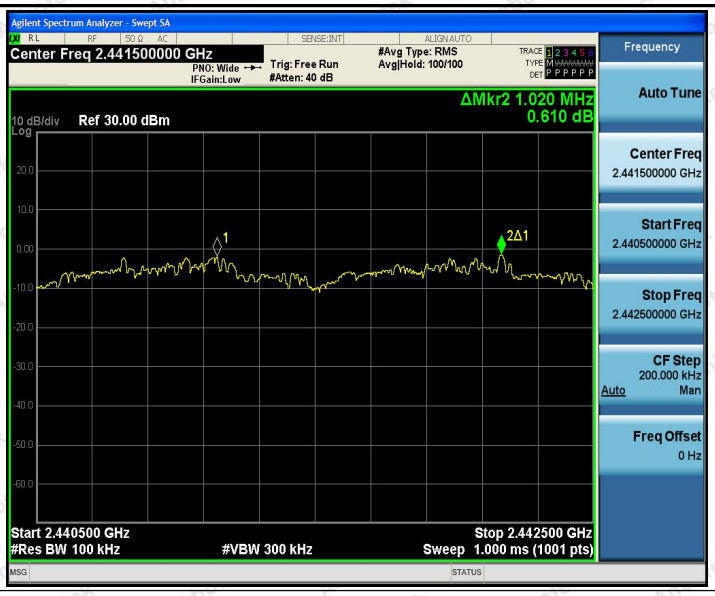
Agilent Spectrum Analyzer - Swept SA
Center Freq 2.441500000 GHz
PNO: Wide
IFGain:Low
Trig: Free Run
#Atten: 40 dB
#Avg Type: RMS
Avg|Hold: 100/100
ΔMkr2 1.020 MHz
0.610 dB
10 dB/div
Log
Ref 30.00 dBm
Start 2.440500 GHz
#Res BW 100 kHz
#VBW 300 kHz
Stop 2.442500 GHz
Sweep 1.000 ms (1001 pts)
Frequency
Auto Tune
Center Freq
2.441500000 GHz
Start Freq
2.440500000 GHz
Stop Freq
2.442500000 GHz
CF Step
200.000 kHz
Auto
Man
Freq Offset
0 Hz

Appendix E: Time of occupancy

Test Result

TestMode	Antenna	Channel	BurstWidth [ms]	TotalHops [Num]	Result[s]	Limit[s]	Verdict
DH1	Ant1	Hop	0.37	313	0.117	≤0.4	PASS
DH3	Ant1	Hop	1.63	158	0.257	≤0.4	PASS
DH5	Ant1	Hop	2.88	107	0.308	≤0.4	PASS
2DH1	Ant1	Hop	0.38	313	0.119	≤0.4	PASS
2DH3	Ant1	Hop	1.63	158	0.258	≤0.4	PASS
2DH5	Ant1	Hop	2.88	102	0.294	≤0.4	PASS
3DH1	Ant1	Hop	0.38	313	0.119	≤0.4	PASS
3DH3	Ant1	Hop	1.63	158	0.258	≤0.4	PASS
3DH5	Ant1	Hop	2.88	96	0.277	≤0.4	PASS

Test Graphs

DH1_Ant1_Hop

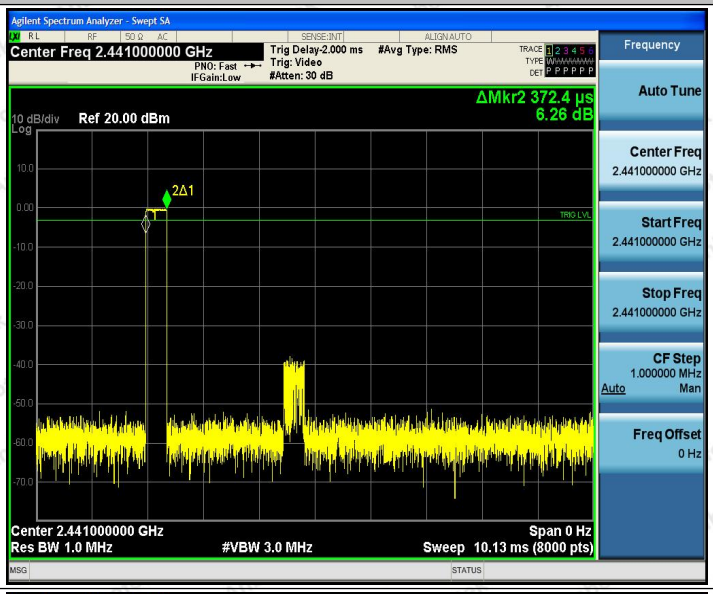

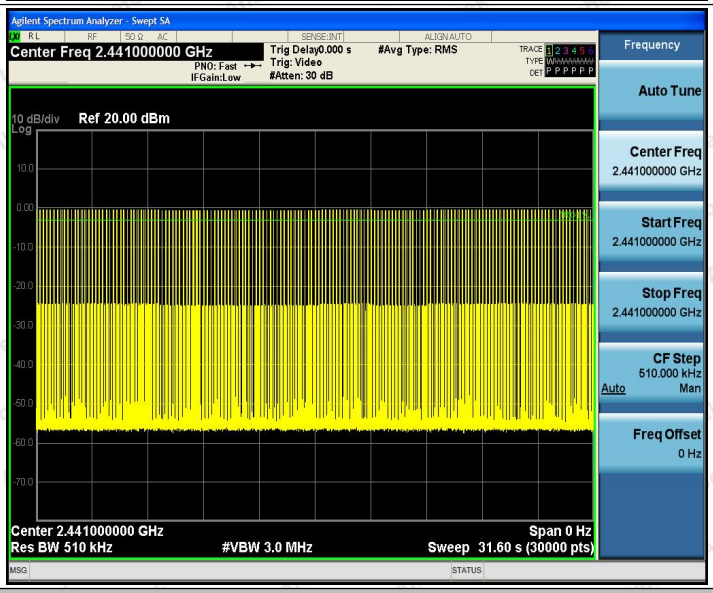

DH3_Ant1_Hop