#01_HAC_T-Coil_GSM850_Voice_Ch189_Axial (Z)

Communication System: GSM850; Frequency: 836.4 MHz
Medium: Air Medium parameters used: $\sigma = 0$ S/m, $\varepsilon_r = 1$; $\rho = 0$ kg/m^3
Ambient Temperature：23.5 ℃

DASY5 Configuration
- Probe: AM1DV3 - 3130; ; Calibrated: 2022/8/26
- Sensor-Surface: 0mm (Fix Surface)
- Electronics: DAE4 Sn1696; Calibrated: 2022/11/9
- Phantom: HAC Test Arch with AMCC; Type: SD HAC P01 BA;
- Measurement SW: DASY52, Version 52.10 (4); SEMCAD X Version 14.6.14 (7483)

General Scans/z (axial) 4.2mm 50 x 50/ABM Interpolated SNR(x,y,z) (121x121x1): Interpolated grid: dx=1.000 mm, dy=1.000 mm
ABM1/ABM2 = 36.05 dB
ABM1 comp = -0.93 dBA/m
Location: 8.9, -11, 3.7 mm

0 dB = 63.48 = 36.05 dB

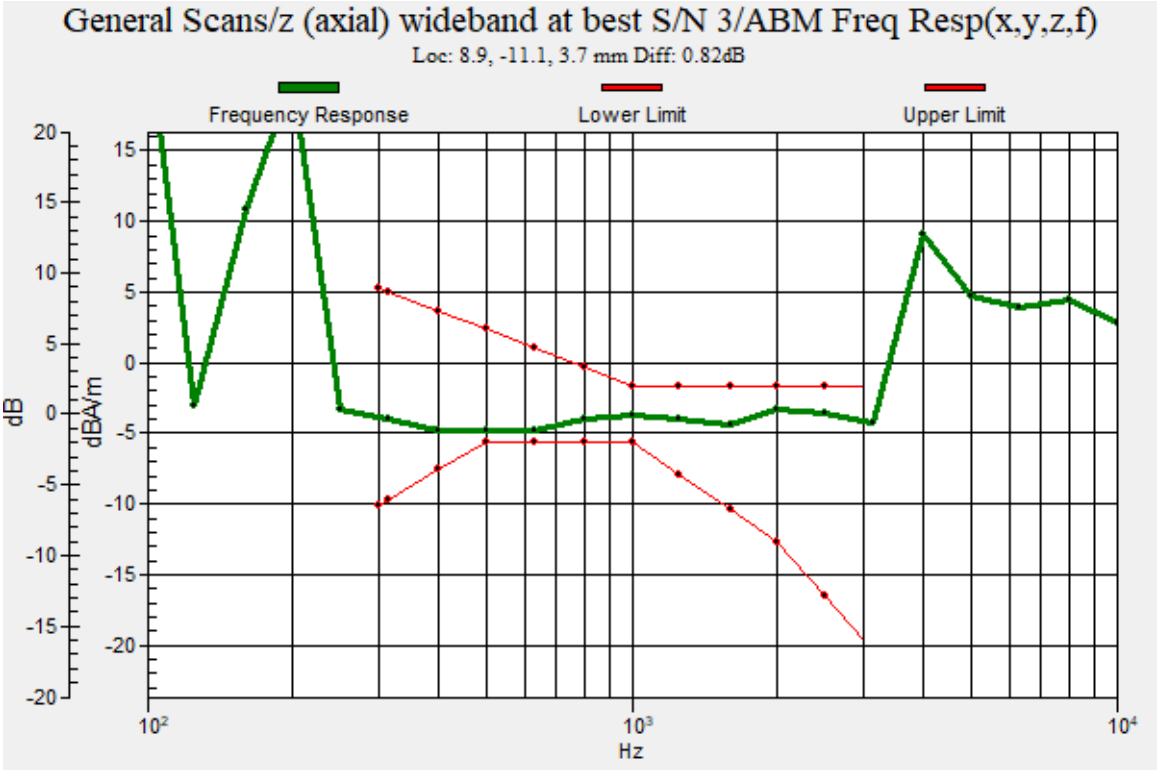
General Scans/z (axial) wideband at best S/N 3/ABM Freq Resp(x,y,z,f)
Loc: 8.9, -11.1, 3.7 mm Diff: 0.82dB
Frequency Response
Lower Limit
Upper Limit
dB
dBA/m
Hz

#01_HAC_T-Coil_GSM850_Voice_Ch189_Transversal (Y)

Communication System: GSM850; Frequency: 836.4 MHz
Medium: Air Medium parameters used: $\sigma = 0$ S/m, $\varepsilon_r = 1$; $\rho = 0$ kg/m^3
Ambient Temperature：23.5 ℃

DASY5 Configuration
- Probe: AM1DV3 - 3130; ; Calibrated: 2022/8/26
- Sensor-Surface: 0mm (Fix Surface)
- Electronics: DAE4 Sn1696; Calibrated: 2022/11/9
- Phantom: HAC Test Arch with AMCC; Type: SD HAC P01 BA;
- Measurement SW: DASY52, Version 52.10 (4); SEMCAD X Version 14.6.14 (7483)

General Scans/y (transversal) 4.2mm 50 x 50/ABM Interpolated SNR(x,y,z) (121x121x1):

Interpolated grid: dx=1.000 mm, dy=1.000 mm
ABM1/ABM2 = 30.68 dB
ABM1 comp = -8.33 dBA/m
BWC Factor = 0.15 dB
Location: 4, 0.2, 3.7 mm

0 dB = 34.20 = 30.68 dB

#02_HAC_T-Coil_GSM1900_Voice_Ch661_Axial (Z)

Communication System: PCS; Frequency: 1880 MHz
Medium: Air Medium parameters used: $\sigma = 0$ S/m, $\varepsilon_r = 1$; $\rho = 0$ kg/m^3
Ambient Temperature：23.5 ℃

DASY5 Configuration
- Probe: AM1DV3 - 3130; ; Calibrated: 2022/8/26
- Sensor-Surface: 0mm (Fix Surface)
- Electronics: DAE4 Sn1696; Calibrated: 2022/11/9
- Phantom: HAC Test Arch with AMCC; Type: SD HAC P01 BA;
- Measurement SW: DASY52, Version 52.10 (4); SEMCAD X Version 14.6.14 (7483)

General Scans/z (axial) 4.2mm 50 x 50/ABM Interpolated SNR(x,y,z) (121x121x1): Interpolated grid: dx=1.000 mm, dy=1.000 mm
ABM1/ABM2 = 35.33 dB
ABM1 comp = -4.33 dBA/m
Location: 4, -17.3, 3.7 mm



0 dB = 58.44 = 35.33 dB

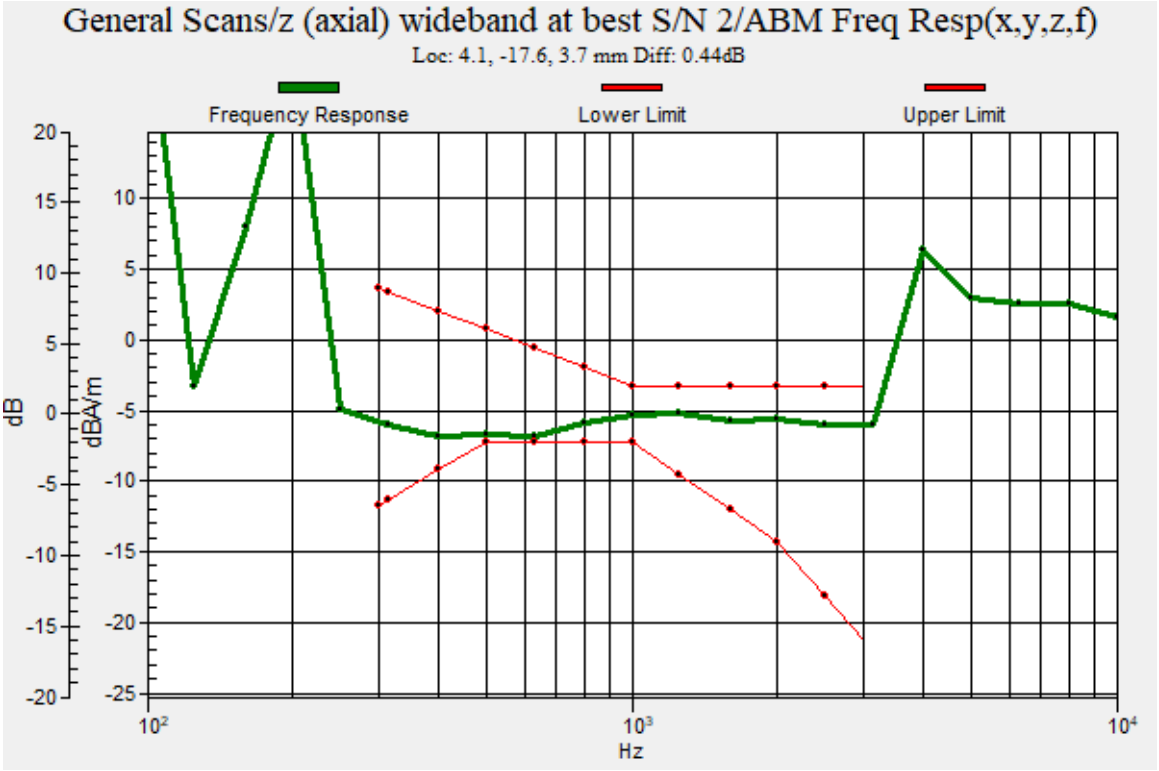
General Scans/z (axial) wideband at best S/N 2/ABM Freq Resp(x,y,z,f)
Loc: 4.1, -17.6, 3.7 mm Diff: 0.44dB
Frequency Response
Lower Limit
Upper Limit
dB
dBA/m
Hz

#02_HAC_T-Coil_GSM1900_Voice_Ch661_Transversal (Y)

Communication System: PCS; Frequency: 1880 MHz
Medium: Air Medium parameters used: $\sigma = 0$ S/m, $\varepsilon_r = 1$; $\rho = 0$ kg/m^3
Ambient Temperature：23.5 ℃

DASY5 Configuration
- Probe: AM1DV3 - 3130; ; Calibrated: 2022/8/26
- Sensor-Surface: 0mm (Fix Surface)
- Electronics: DAE4 Sn1696; Calibrated: 2022/11/9
- Phantom: HAC Test Arch with AMCC; Type: SD HAC P01 BA;
- Measurement SW: DASY52, Version 52.10 (4); SEMCAD X Version 14.6.14 (7483)

General Scans/y (transversal) 4.2mm 50 x 50/ABM Interpolated SNR(x,y,z) (121x121x1):

Interpolated grid: dx=1.000 mm, dy=1.000 mm
ABM1/ABM2 = 31.64 dB
ABM1 comp = -9.06 dBA/m
Location: 4, -1.9, 3.7 mm



0 dB = 38.19 = 31.64 dB

#03_HAC_T-Coil_WCDMA II_Voice_Ch9400_Axial (Z)

Communication System: WCDMA; Frequency: 1880 MHz
Medium: Air Medium parameters used: $\sigma = 0$ S/m, $\varepsilon_r = 1$; $\rho = 0$ kg/m^3
Ambient Temperature：23.5 ℃

DASY5 Configuration
- Probe: AM1DV3 - 3130; ; Calibrated: 2022/8/26
- Sensor-Surface: 0mm (Fix Surface)
- Electronics: DAE4 Sn1696; Calibrated: 2022/11/9
- Phantom: HAC Test Arch with AMCC; Type: SD HAC P01 BA;
- Measurement SW: DASY52, Version 52.10 (4); SEMCAD X Version 14.6.14 (7483)

General Scans/z (axial) 4.2mm 50 x 50/ABM Interpolated SNR(x,y,z) (121x121x1): Interpolated grid: dx=1.000 mm, dy=1.000 mm
ABM1/ABM2 = 47.84 dB
ABM1 comp = -0.34 dBA/m
Location: 6.1, -12.4, 3.7 mm



0 dB = 246.6 = 47.84 dB

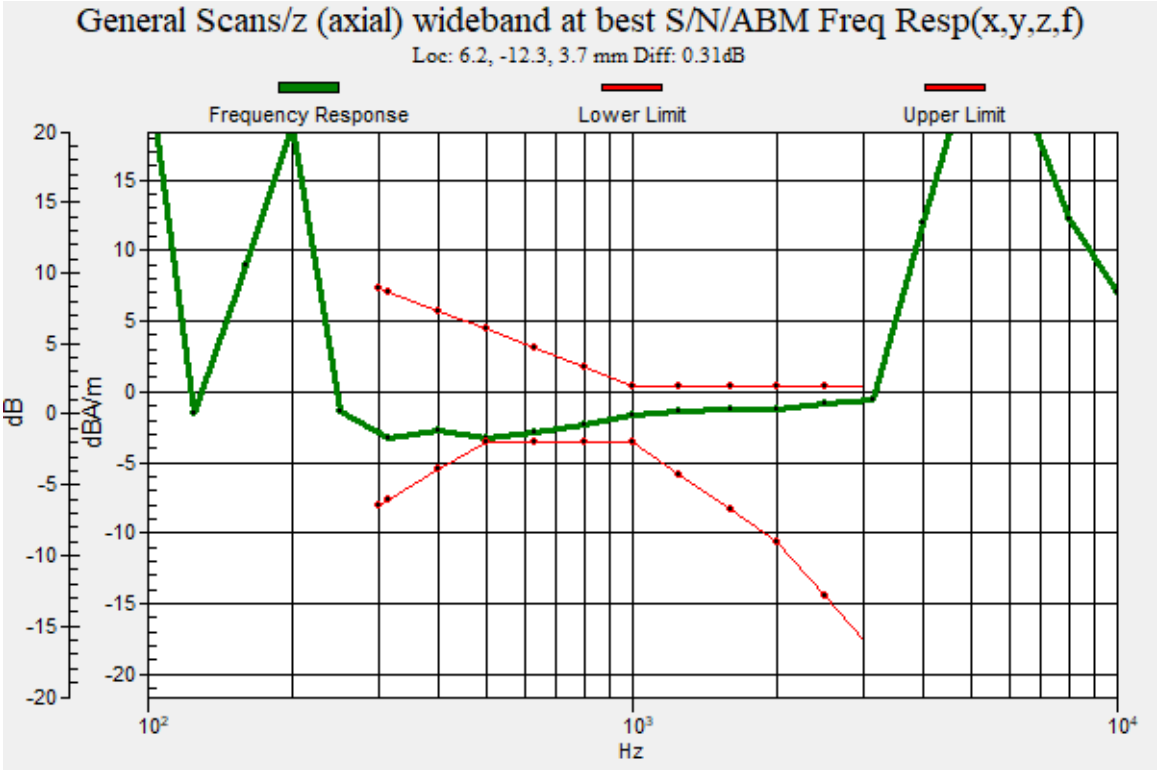
General Scans/z (axial) wideband at best S/N/ABM Freq Resp(x,y,z,f)
Loc: 6.2, -12.3, 3.7 mm Diff: 0.31dB
Frequency Response
Lower Limit
Upper Limit
dB
dBA/m
Hz

#03_HAC_T-Coil_WCDMA II_Voice_Ch9400_Transversal (Y)

Communication System: WCDMA; Frequency: 1880 MHz
Medium: Air Medium parameters used: $\sigma = 0$ S/m, $\varepsilon_r = 1$; $\rho = 0$ kg/m^3
Ambient Temperature：23.5 ℃

DASY5 Configuration
- Probe: AM1DV3 - 3130; ; Calibrated: 2022/8/26
- Sensor-Surface: 0mm (Fix Surface)
- Electronics: DAE4 Sn1696; Calibrated: 2022/11/9
- Phantom: HAC Test Arch with AMCC; Type: SD HAC P01 BA;
- Measurement SW: DASY52, Version 52.10 (4); SEMCAD X Version 14.6.14 (7483)

General Scans/y (transversal) 4.2mm 50 x 50/ABM Interpolated SNR(x,y,z) (121x121x1):

Interpolated grid: dx=1.000 mm, dy=1.000 mm
ABM1/ABM2 = 36.77 dB
ABM1 comp = -8.19 dBA/m
Location: 6.8, -20.1, 3.7 mm



0 dB = 68.93 = 36.77 dB

#04_HAC_T-Coil_WCDMA IV_Voice_Ch1413_Axial (Z)

Communication System: WCDMA; Frequency: 1732.6 MHz
Medium: Air Medium parameters used: $\sigma = 0$ S/m, $\varepsilon_r = 1$; $\rho = 0$ kg/m^3
Ambient Temperature：23.5 ℃

DASY5 Configuration
- Probe: AM1DV3 - 3130; ; Calibrated: 2022/8/26
- Sensor-Surface: 0mm (Fix Surface)
- Electronics: DAE4 Sn1696; Calibrated: 2022/11/9
- Phantom: HAC Test Arch with AMCC; Type: SD HAC P01 BA;
- Measurement SW: DASY52, Version 52.10 (4); SEMCAD X Version 14.6.14 (7483)

General Scans/z (axial) 4.2mm 50 x 50/ABM Interpolated SNR(x,y,z) (121x121x1): Interpolated grid: dx=1.000 mm, dy=1.000 mm
ABM1/ABM2 = 47.86 dB
ABM1 comp = -0.17 dBA/m
Location: 5.4, -12.4, 3.7 mm



0 dB = 247.2 = 47.86 dB

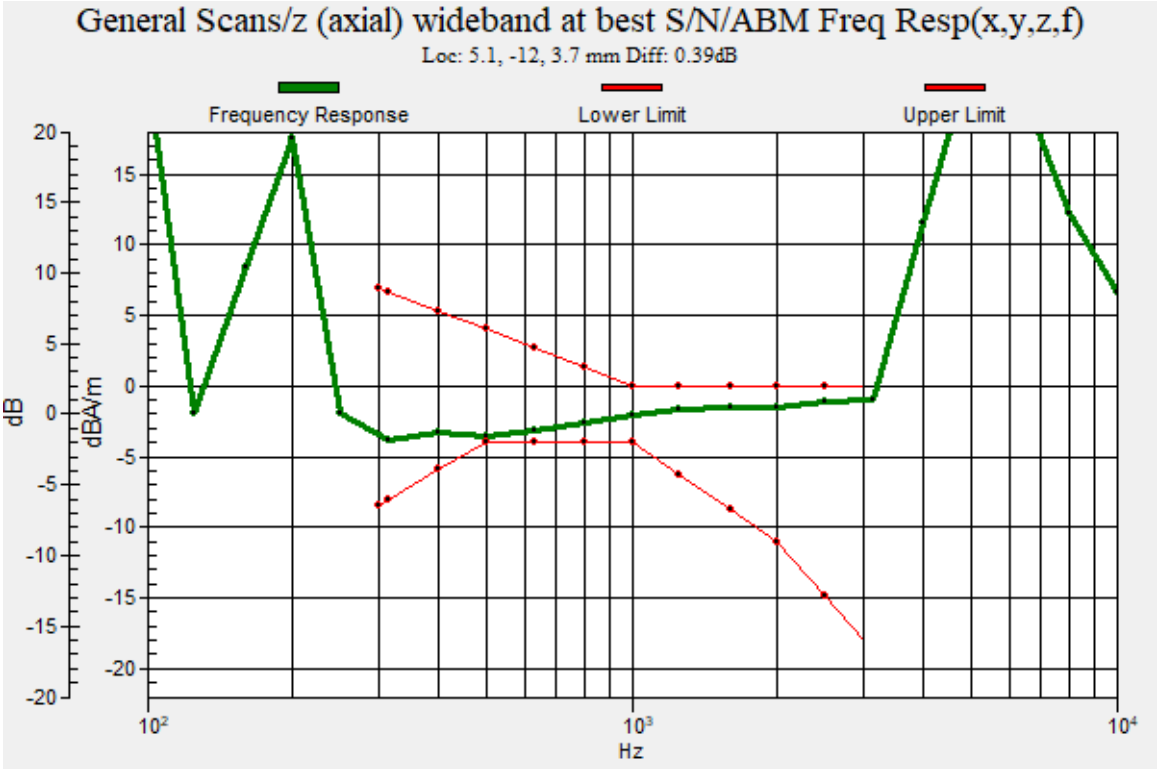
General Scans/z (axial) wideband at best S/N/ABM Freq Resp(x,y,z,f)
Loc: 5.1, -12, 3.7 mm Diff: 0.39dB
Frequency Response
Lower Limit
Upper Limit
dB
dBA/m
Hz

#04_HAC_T-Coil_WCDMA IV_Voice_Ch1413_Transversal (Y)

Communication System: WCDMA; Frequency: 1732.6 MHz
Medium: Air Medium parameters used: $\sigma = 0$ S/m, $\varepsilon_r = 1$; $\rho = 0$ kg/m^3
Ambient Temperature：23.5 ℃

DASY5 Configuration
- Probe: AM1DV3 - 3130; ; Calibrated: 2022/8/26
- Sensor-Surface: 0mm (Fix Surface)
- Electronics: DAE4 Sn1696; Calibrated: 2022/11/9
- Phantom: HAC Test Arch with AMCC; Type: SD HAC P01 BA;
- Measurement SW: DASY52, Version 52.10 (4); SEMCAD X Version 14.6.14 (7483)

General Scans/y (transversal) 4.2mm 50 x 50/ABM Interpolated SNR(x,y,z) (121x121x1):

Interpolated grid: dx=1.000 mm, dy=1.000 mm
ABM1/ABM2 = 36.38 dB
ABM1 comp = -8.35 dBA/m
Location: 8.9, -20.8, 3.7 mm



0 dB = 65.95 = 36.38 dB

#05_HAC_T-Coil_WCDMA V_Voice_Ch4182_Axial (Z)

Communication System: WCDMA; Frequency: 836.4 MHz
Medium: Air Medium parameters used: $\sigma = 0$ S/m, $\varepsilon_r = 1$; $\rho = 0$ kg/m^3
Ambient Temperature：23.5 ℃

DASY5 Configuration
- Probe: AM1DV3 - 3130; ; Calibrated: 2022/8/26
- Sensor-Surface: 0mm (Fix Surface)
- Electronics: DAE4 Sn1696; Calibrated: 2022/11/9
- Phantom: HAC Test Arch with AMCC; Type: SD HAC P01 BA;
- Measurement SW: DASY52, Version 52.10 (4); SEMCAD X Version 14.6.14 (7483)

General Scans/z (axial) 4.2mm 50 x 50/ABM Interpolated SNR(x,y,z) (121x121x1): Interpolated grid: dx=1.000 mm, dy=1.000 mm
ABM1/ABM2 = 47.59 dB
ABM1 comp = -0.32 dBA/m
Location: 4.7, -12.4, 3.7 mm



0 dB = 239.5 = 47.59 dB

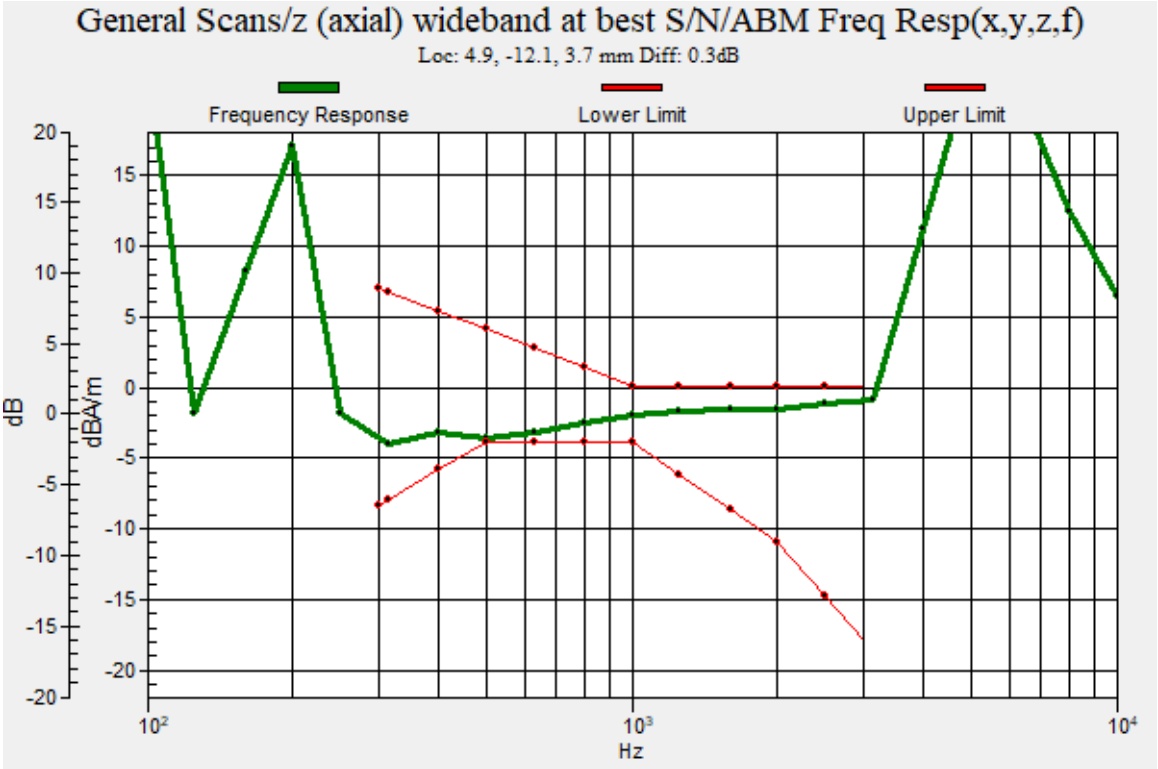
General Scans/z (axial) wideband at best S/N/ABM Freq Resp(x,y,z,f)
Loc: 4.9, -12.1, 3.7 mm Diff: 0.3dB
Frequency Response
Lower Limit
Upper Limit
dB
dBA/m
Hz

#05_HAC_T-Coil_WCDMA V_Voice_Ch4182_Transversal (Y)

Communication System: WCDMA; Frequency: 836.4 MHz
Medium: Air Medium parameters used: $\sigma = 0$ S/m, $\varepsilon_r = 1$; $\rho = 0$ kg/m^3
Ambient Temperature：23.5 ℃

DASY5 Configuration
- Probe: AM1DV3 - 3130; ; Calibrated: 2022/8/26
- Sensor-Surface: 0mm (Fix Surface)
- Electronics: DAE4 Sn1696; Calibrated: 2022/11/9
- Phantom: HAC Test Arch with AMCC; Type: SD HAC P01 BA;
- Measurement SW: DASY52, Version 52.10 (4); SEMCAD X Version 14.6.14 (7483)

General Scans/y (transversal) 4.2mm 50 x 50/ABM Interpolated SNR(x,y,z) (121x121x1):

Interpolated grid: dx=1.000 mm, dy=1.000 mm
ABM1/ABM2 = 37.14 dB
ABM1 comp = -8.22 dBA/m
Location: 6.1, -20.1, 3.7 mm



0 dB = 71.98 = 37.14 dB

#06_HAC_T-Coil_LTE Band 2_20M_QPSK_1_0_Ch18900_Axial (Z)

Communication System: LTE; Frequency: 1880 MHz
Medium: Air Medium parameters used: $\sigma = 0$ S/m, $\varepsilon_r = 1$; $\rho = 0$ kg/m^3
Ambient Temperature：23.5 ℃

DASY5 Configuration
- Probe: AM1DV3 - 3130; ; Calibrated: 2022/8/26
- Sensor-Surface: 0mm (Fix Surface)
- Electronics: DAE4 Sn1696; Calibrated: 2022/11/9
- Phantom: HAC Test Arch with AMCC; Type: SD HAC P01 BA;
- Measurement SW: DASY52, Version 52.10 (4); SEMCAD X Version 14.6.14 (7483)

General Scans/z (axial) 4.2mm 50 x 50/ABM Interpolated SNR(x,y,z) (121x121x1): Interpolated grid: dx=1.000 mm, dy=1.000 mm
ABM1/ABM2 = 47.12 dB
ABM1 comp = -0.38 dBA/m
Location: 5.4, -12.4, 3.7 mm



0 dB = 227.1 = 47.12 dB

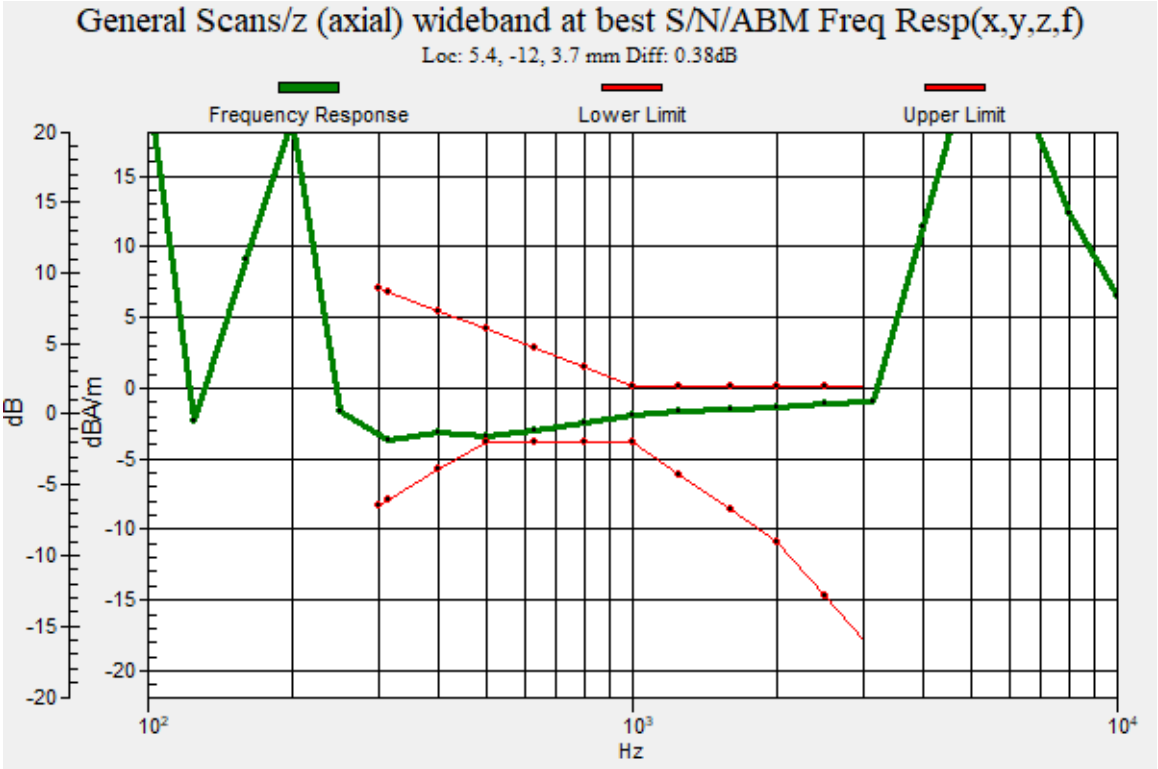
General Scans/z (axial) wideband at best S/N/ABM Freq Resp(x,y,z,f)
Loc: 5.4, -12, 3.7 mm Diff: 0.38dB
Frequency Response
Lower Limit
Upper Limit
dB
dBA/m
Hz

#06_HAC_T-Coil_LTE Band 2_20M_QPSK_1_0_Ch18900_Transversal (Y)

Communication System: LTE; Frequency: 1880 MHz
Medium: Air Medium parameters used: $\sigma = 0$ S/m, $\varepsilon_r = 1$; $\rho = 0$ kg/m^3
Ambient Temperature：23.5 ℃

DASY5 Configuration
- Probe: AM1DV3 - 3130; ; Calibrated: 2022/8/26
- Sensor-Surface: 0mm (Fix Surface)
- Electronics: DAE4 Sn1696; Calibrated: 2022/11/9
- Phantom: HAC Test Arch with AMCC; Type: SD HAC P01 BA;
- Measurement SW: DASY52, Version 52.10 (4); SEMCAD X Version 14.6.14 (7483)

General Scans/y (transversal) 4.2mm 50 x 50/ABM Interpolated SNR(x,y,z) (121x121x1):

Interpolated grid: dx=1.000 mm, dy=1.000 mm
ABM1/ABM2 = 36.45 dB
ABM1 comp = -9.11 dBA/m
Location: 6.1, -20.8, 3.7 mm



0 dB = 66.47 = 36.45 dB

#07_HAC_T-Coil_LTE Band 4_20M_QPSK_1_0_Ch20175_Axial (Z)

Communication System: LTE; Frequency: 1732.5 MHz
Medium: Air Medium parameters used: $\sigma = 0$ S/m, $\varepsilon_r = 1$; $\rho = 0$ kg/m^3
Ambient Temperature：23.5 ℃

DASY5 Configuration
- Probe: AM1DV3 - 3130; ; Calibrated: 2021/8/26
- Sensor-Surface: 0mm (Fix Surface)
- Electronics: DAE4 Sn1696; Calibrated: 2022/11/9
- Phantom: HAC Test Arch with AMCC; Type: SD HAC P01 BA;
- Measurement SW: DASY52, Version 52.10 (4); SEMCAD X Version 14.6.14 (7483)

General Scans/z (axial) 4.2mm 50 x 50/ABM Interpolated SNR(x,y,z) (121x121x1): Interpolated grid: dx=1.000 mm, dy=1.000 mm
ABM1/ABM2 = 47.32 dB
ABM1 comp = -0.63 dBA/m
Location: 5.4, -11.7, 3.7 mm



0 dB = 232.2 = 47.32 dB

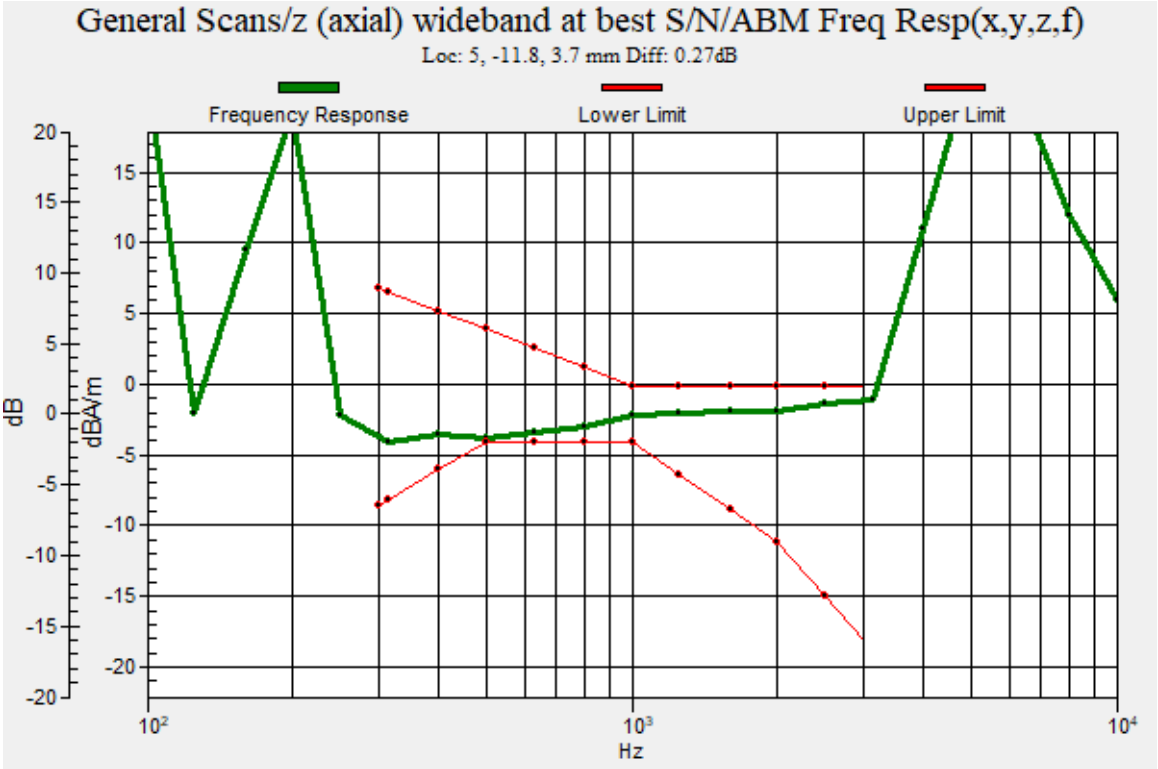
General Scans/z (axial) wideband at best S/N/ABM Freq Resp(x,y,z,f)
Loc: 5, -11.8, 3.7 mm Diff: 0.27dB
Frequency Response
Lower Limit
Upper Limit
dB
dBA/m
Hz

#07_HAC_T-Coil_LTE Band 4_20M_QPSK_1_0_Ch20175_Transversal (Y)

Communication System: LTE; Frequency: 1732.5 MHz
Medium: Air Medium parameters used: $\sigma = 0$ S/m, $\varepsilon_r = 1$; $\rho = 0$ kg/m^3
Ambient Temperature：23.5 ℃

DASY5 Configuration
- Probe: AM1DV3 - 3130; ; Calibrated: 2021/8/26
- Sensor-Surface: 0mm (Fix Surface)
- Electronics: DAE4 Sn1696; Calibrated: 2022/11/9
- Phantom: HAC Test Arch with AMCC; Type: SD HAC P01 BA;
- Measurement SW: DASY52, Version 52.10 (4); SEMCAD X Version 14.6.14 (7483)

General Scans/y (transversal) 4.2mm 50 x 50/ABM Interpolated SNR(x,y,z) (121x121x1):

Interpolated grid: dx=1.000 mm, dy=1.000 mm
ABM1/ABM2 = 37.38 dB
ABM1 comp = -8.43 dBA/m
Location: 5.4, -20.8, 3.7 mm

0 dB = 73.97 = 37.38 dB

#08_HAC_T-Coil_LTE Band 5_10M_QPSK_1_0_Ch20525_Axial (Z)

Communication System: LTE; Frequency: 836.5 MHz
Medium: Air Medium parameters used: $\sigma = 0$ S/m, $\varepsilon_r = 1$; $\rho = 0$ kg/m^3
Ambient Temperature：23.5 ℃

DASY5 Configuration
- Probe: AM1DV3 - 3130; ; Calibrated: 2022/8/26
- Sensor-Surface: 0mm (Fix Surface)
- Electronics: DAE4 Sn1696; Calibrated: 2022/11/9
- Phantom: HAC Test Arch with AMCC; Type: SD HAC P01 BA;
- Measurement SW: DASY52, Version 52.10 (4); SEMCAD X Version 14.6.14 (7483)

General Scans/z (axial) 4.2mm 50 x 50/ABM Interpolated SNR(x,y,z) (121x121x1): Interpolated grid: dx=1.000 mm, dy=1.000 mm
ABM1/ABM2 = 47.31 dB
ABM1 comp = -0.24 dBA/m
Location: 5.4, -12.4, 3.7 mm



0 dB = 232.1 = 47.31 dB

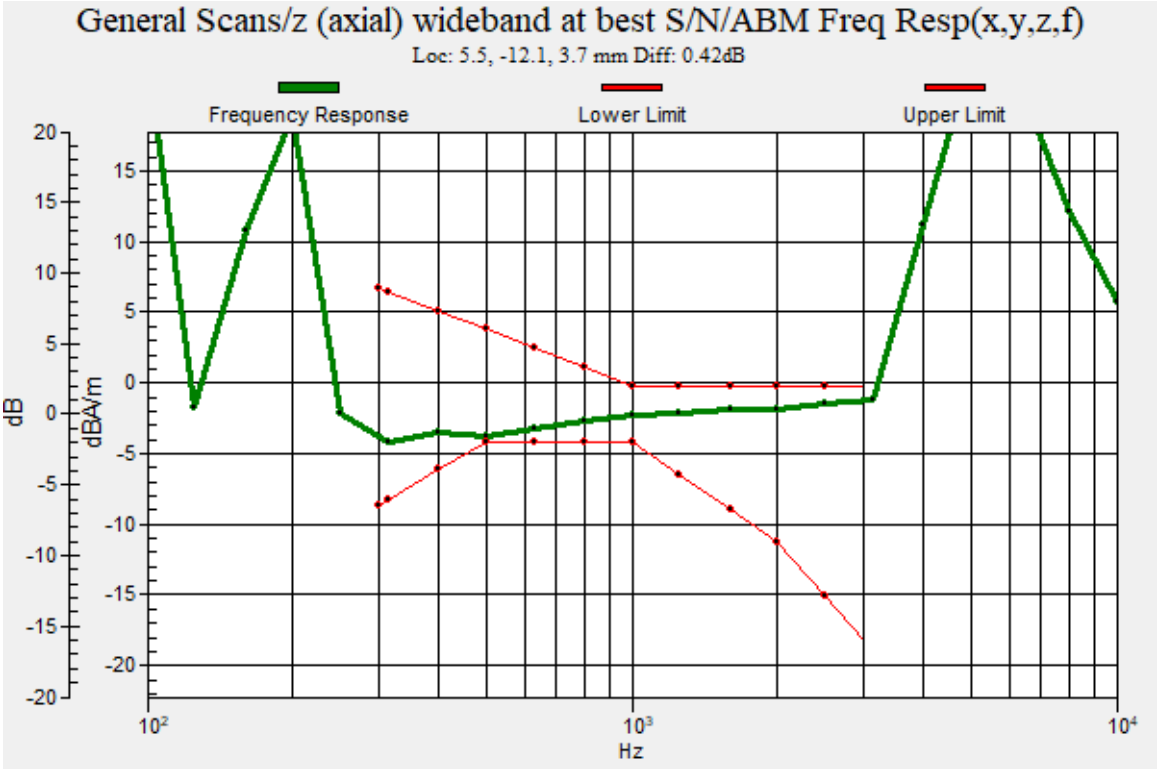
General Scans/z (axial) wideband at best S/N/ABM Freq Resp(x,y,z,f)
Loc: 5.5, -12.1, 3.7 mm Diff: 0.42dB
Frequency Response
Lower Limit
Upper Limit
dB
dBA/m
Hz

#08_HAC_T-Coil_LTE Band 5_10M_QPSK_1_0_Ch20525_Transversal (Y)

Communication System: LTE; Frequency: 836.5 MHz
Medium: Air Medium parameters used: $\sigma = 0$ S/m, $\varepsilon_r = 1$; $\rho = 0$ kg/m^3
Ambient Temperature：23.5 ℃

DASY5 Configuration
- Probe: AM1DV3 - 3130; ; Calibrated: 2022/8/26
- Sensor-Surface: 0mm (Fix Surface)
- Electronics: DAE4 Sn1696; Calibrated: 2022/11/9
- Phantom: HAC Test Arch with AMCC; Type: SD HAC P01 BA;
- Measurement SW: DASY52, Version 52.10 (4); SEMCAD X Version 14.6.14 (7483)

General Scans/y (transversal) 4.2mm 50 x 50/ABM Interpolated SNR(x,y,z) (121x121x1):

Interpolated grid: dx=1.000 mm, dy=1.000 mm
ABM1/ABM2 = 36.69 dB
ABM1 comp = -8.56 dBA/m
Location: 6.1, -20.1, 3.7 mm

0 dB = 68.29 = 36.69 dB

#09_HAC_T-Coil_LTE Band 7_20M_QPSK_1_0_Ch21100_Axial (Z)

Communication System: LTE; Frequency: 2535 MHz
Medium: Air Medium parameters used: $\sigma = 0$ S/m, $\varepsilon_r = 1$; $\rho = 0$ kg/m^3
Ambient Temperature：23.5 ℃

DASY5 Configuration
- Probe: AM1DV3 - 3130; ; Calibrated: 2022/8/26
- Sensor-Surface: 0mm (Fix Surface)
- Electronics: DAE4 Sn1696; Calibrated: 2022/11/9
- Phantom: HAC Test Arch with AMCC; Type: SD HAC P01 BA;
- Measurement SW: DASY52, Version 52.10 (4); SEMCAD X Version 14.6.14 (7483)

General Scans/z (axial) 4.2mm 50 x 50/ABM Interpolated SNR(x,y,z) (121x121x1): Interpolated grid: dx=1.000 mm, dy=1.000 mm
ABM1/ABM2 = 45.69 dB
ABM1 comp = -0.36 dBA/m
Location: 5.4, -13.1, 3.7 mm



0 dB = 192.6 = 45.69 dB

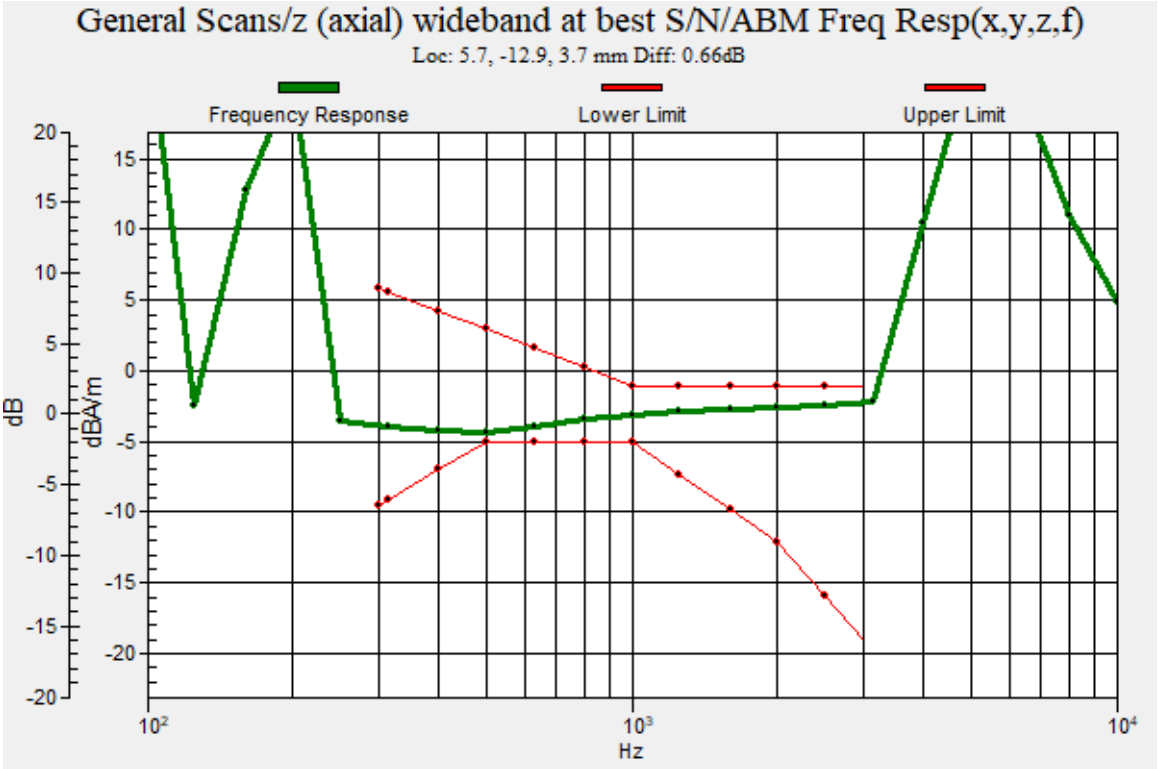
General Scans/z (axial) wideband at best S/N/ABM Freq Resp(x,y,z,f)
Loc: 5.7, -12.9, 3.7 mm Diff: 0.66dB
Frequency Response
Lower Limit
Upper Limit
dB
dBA/m
Hz

#09_HAC_T-Coil_LTE Band 7_20M_QPSK_1_0_Ch21100_Transversal (Y)

Communication System: LTE; Frequency: 2535 MHz
Medium: Air Medium parameters used: $\sigma = 0$ S/m, $\varepsilon_r = 1$; $\rho = 0$ kg/m^3
Ambient Temperature：23.5 ℃

DASY5 Configuration
- Probe: AM1DV3 - 3130; ; Calibrated: 2022/8/26
- Sensor-Surface: 0mm (Fix Surface)
- Electronics: DAE4 Sn1696; Calibrated: 2022/11/9
- Phantom: HAC Test Arch with AMCC; Type: SD HAC P01 BA;
- Measurement SW: DASY52, Version 52.10 (4); SEMCAD X Version 14.6.14 (7483)

General Scans/y (transversal) 4.2mm 50 x 50/ABM Interpolated SNR(x,y,z) (121x121x1):

Interpolated grid: dx=1.000 mm, dy=1.000 mm
ABM1/ABM2 = 36.84 dB
ABM1 comp = -8.61 dBA/m
Location: 6.1, -20.1, 3.7 mm

0 dB = 69.47 = 36.84 dB

#10_HAC_T-Coil_LTE Band 41_20M_QPSK_1_0_Ch40620_Axial (Z)

Communication System: LTE TDD; Frequency: 2593 MHz
Medium: Air Medium parameters used: $\sigma = 0$ S/m, $\varepsilon_r = 1$; $\rho = 0$ kg/m^3
Ambient Temperature：23.5 ℃

DASY5 Configuration
- Probe: AM1DV3 - 3130; ; Calibrated: 2022/8/26
- Sensor-Surface: 0mm (Fix Surface)
- Electronics: DAE4 Sn1696; Calibrated: 2022/11/9
- Phantom: HAC Test Arch with AMCC; Type: SD HAC P01 BA;
- Measurement SW: DASY52, Version 52.10 (4); SEMCAD X Version 14.6.14 (7483)

General Scans/z (axial) 4.2mm 50 x 50/ABM Interpolated SNR(x,y,z) (121x121x1): Interpolated grid: dx=1.000 mm, dy=1.000 mm
ABM1/ABM2 = 45.47 dB
ABM1 comp = -0.04 dBA/m
Location: 6.8, -12.4, 3.7 mm

0 dB = 187.6 = 45.46 dB

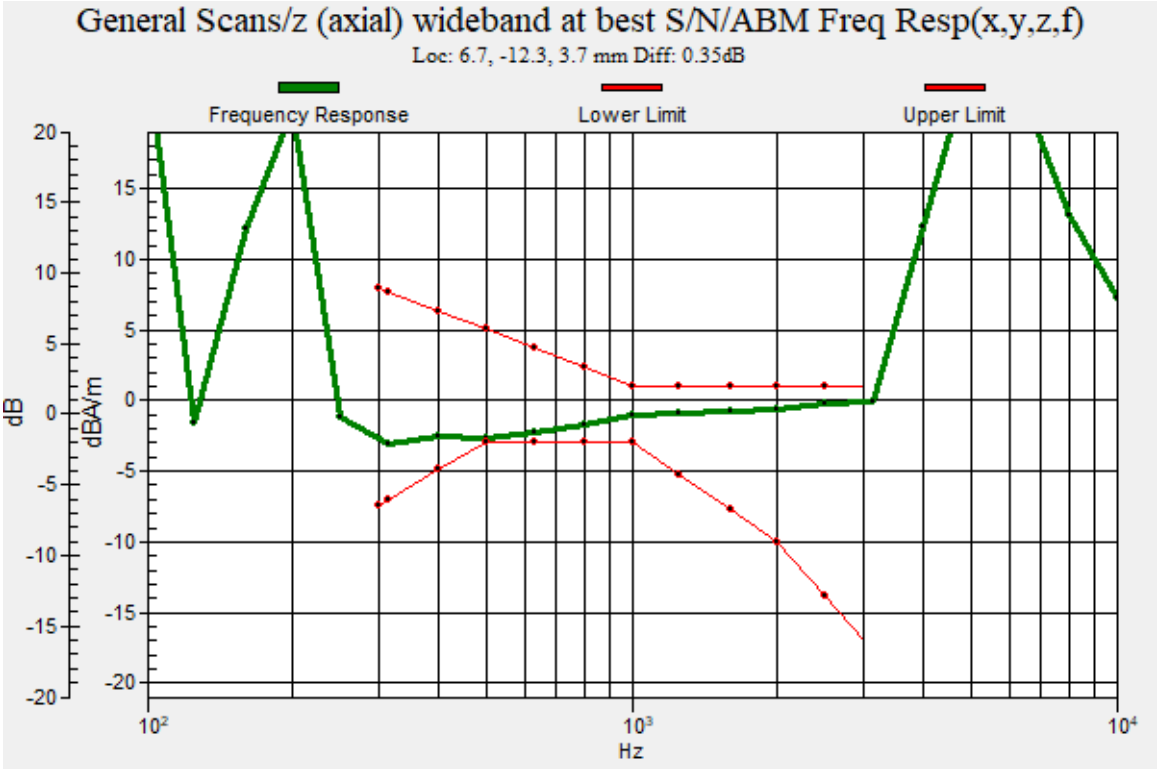
General Scans/z (axial) wideband at best S/N/ABM Freq Resp(x,y,z,f)
Loc: 6.7, -12.3, 3.7 mm Diff: 0.35dB
Frequency Response
Lower Limit
Upper Limit
dB
dBA/m
Hz

#10_HAC_T-Coil_LTE Band 41_20M_QPSK_1_0_Ch40620_Transversal (Y)

Communication System: LTE TDD; Frequency: 2593 MHz
Medium: Air Medium parameters used: $\sigma = 0$ S/m, $\varepsilon_r = 1$; $\rho = 0$ kg/m^3
Ambient Temperature：23.5 ℃

DASY5 Configuration
- Probe: AM1DV3 - 3130; ; Calibrated: 2022/8/26
- Sensor-Surface: 0mm (Fix Surface)
- Electronics: DAE4 Sn1696; Calibrated: 2022/11/9
- Phantom: HAC Test Arch with AMCC; Type: SD HAC P01 BA;
- Measurement SW: DASY52, Version 52.10 (4); SEMCAD X Version 14.6.14 (7483)

General Scans/y (transversal) 4.2mm 50 x 50/ABM Interpolated SNR(x,y,z) (121x121x1):

Interpolated grid: dx=1.000 mm, dy=1.000 mm
ABM1/ABM2 = 36.50 dB
ABM1 comp = -8.24 dBA/m
Location: 4.7, -19.4, 3.7 mm

0 dB = 66.86 = 36.50 dB

#11_HAC_T-Coil_WLAN2.4GHz_802.11b 1Mbps_Ch6_Axial (Z)

Communication System: 802.11b; Frequency: 2437 MHz
Medium: Air Medium parameters used: $\sigma = 0$ S/m, $\varepsilon_r = 1$; $\rho = 0$ kg/m^3
Ambient Temperature：23.5 ℃

DASY5 Configuration
- Probe: AM1DV3 - 3130; ; Calibrated: 2022/8/26
- Sensor-Surface: 0mm (Fix Surface)
- Electronics: DAE4 Sn1696; Calibrated: 2022/11/9
- Phantom: HAC Test Arch with AMCC; Type: SD HAC P01 BA;
- Measurement SW: DASY52, Version 52.10 (4); SEMCAD X Version 14.6.14 (7483)

General Scans/z (axial) 4.2mm 50 x 50/ABM Interpolated SNR(x,y,z) (121x121x1): Interpolated grid: dx=1.000 mm, dy=1.000 mm
ABM1/ABM2 = 42.79 dB
ABM1 comp = 0.38 dBA/m
Location: 6.8, -11.7, 3.7 mm



0 dB = 137.9 = 42.79 dB

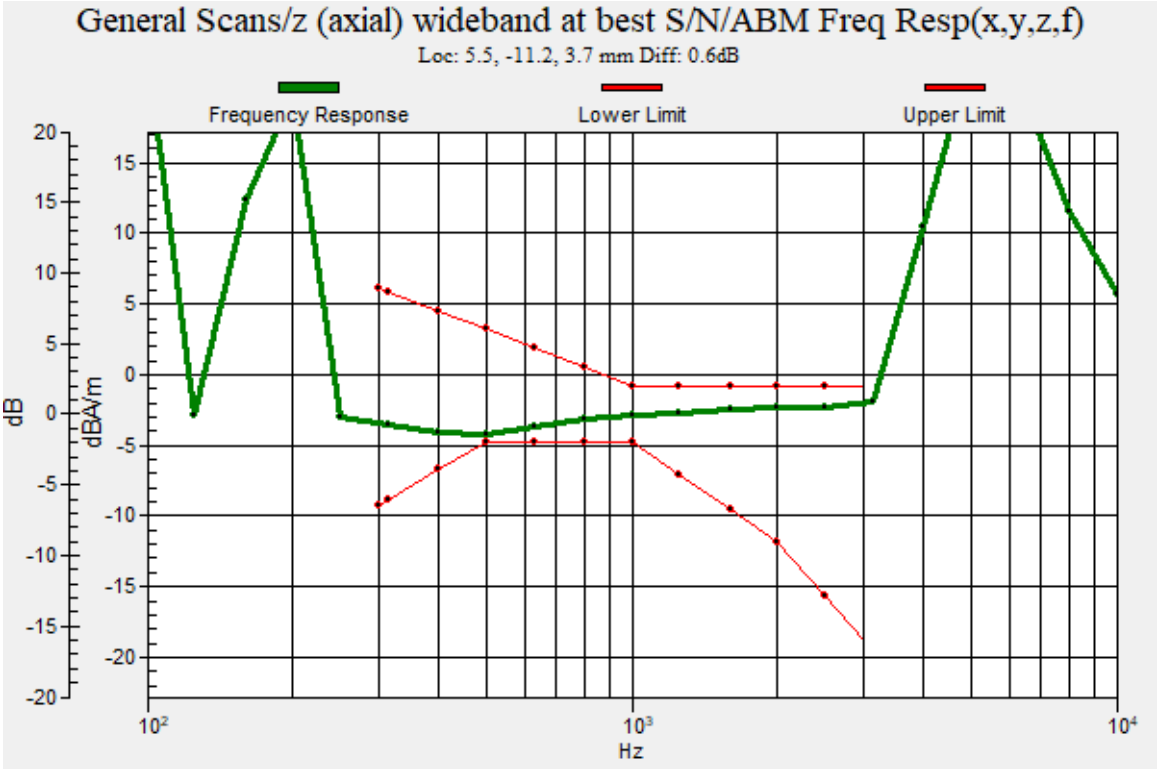
General Scans/z (axial) wideband at best S/N/ABM Freq Resp(x,y,z,f)
Loc: 5.5, -11.2, 3.7 mm Diff: 0.6dB
Frequency Response
Lower Limit
Upper Limit
dB
dBA/m
Hz

#11_HAC_T-Coil_WLAN2.4GHz_802.11b 1Mbps_Ch6_Transversal (Y)

Communication System: 802.11b; Frequency: 2437 MHz
Medium: Air Medium parameters used: $\sigma = 0$ S/m, $\varepsilon_r = 1$; $\rho = 0$ kg/m^3
Ambient Temperature：23.5 ℃

DASY5 Configuration
- Probe: AM1DV3 - 3130; ; Calibrated: 2022/8/26
- Sensor-Surface: 0mm (Fix Surface)
- Electronics: DAE4 Sn1696; Calibrated: 2022/11/9
- Phantom: HAC Test Arch with AMCC; Type: SD HAC P01 BA;
- Measurement SW: DASY52, Version 52.10 (4); SEMCAD X Version 14.6.14 (7483)

General Scans/y (transversal) 4.2mm 50 x 50/ABM Interpolated SNR(x,y,z) (121x121x1):

Interpolated grid: dx=1.000 mm, dy=1.000 mm
ABM1/ABM2 = 30.01 dB
ABM1 comp = -9.49 dBA/m
Location: 7.5, 3, 3.7 mm

0 dB = 31.67 = 30.01 dB

#12_HAC_T-Coil_WLAN5GHz_802.11a 6Mbps_Ch116_Axial (Z)

Communication System: 802.11a; Frequency: 5580 MHz
Medium: Air Medium parameters used: $\sigma = 0$ S/m, $\varepsilon_r = 1$; $\rho = 0$ kg/m^3
Ambient Temperature：23.5 ℃

DASY5 Configuration
- Probe: AM1DV3 - 3130; ; Calibrated: 2022/8/26
- Sensor-Surface: 0mm (Fix Surface)
- Electronics: DAE4 Sn1696; Calibrated: 2022/11/9
- Phantom: HAC Test Arch with AMCC; Type: SD HAC P01 BA;
- Measurement SW: DASY52, Version 52.10 (4); SEMCAD X Version 14.6.14 (7483)

General Scans/z (axial) 4.2mm 50 x 50/ABM Interpolated SNR(x,y,z) (121x121x1): Interpolated grid: dx=1.000 mm, dy=1.000 mm
ABM1/ABM2 = 47.16 dB
ABM1 comp = 0.58 dBA/m
Location: 6.8, -11.7, 3.7 mm



0 dB = 228.0 = 47.16 dB

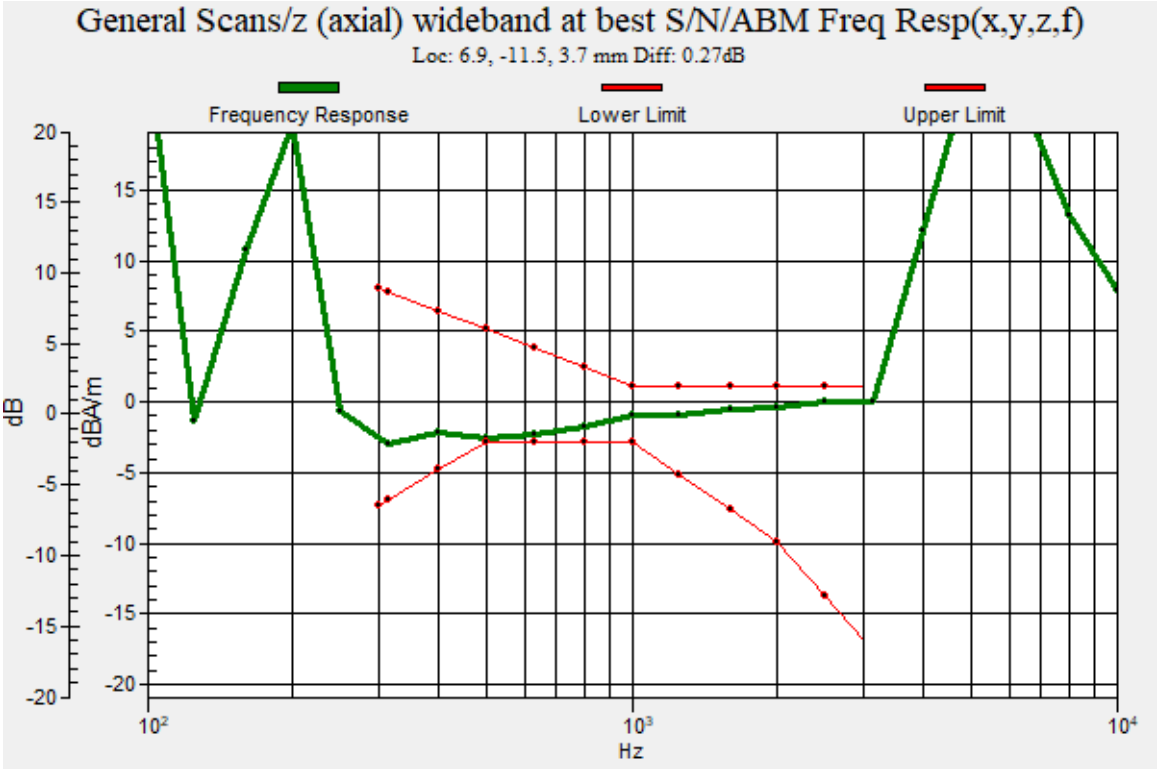
General Scans/z (axial) wideband at best S/N/ABM Freq Resp(x,y,z,f)
Loc: 6.9, -11.5, 3.7 mm Diff: 0.27dB
Frequency Response
Lower Limit
Upper Limit
dB
dBA/m
Hz

#12_HAC_T-Coil_WLAN5GHz_802.11a 6Mbps_Ch116_Transversal (Y)

Communication System: 802.11a; Frequency: 5580 MHz
Medium: Air Medium parameters used: $\sigma = 0$ S/m, $\varepsilon_r = 1$; $\rho = 0$ kg/m^3
Ambient Temperature：23.5 ℃

DASY5 Configuration
- Probe: AM1DV3 - 3130; ; Calibrated: 2022/8/26
- Sensor-Surface: 0mm (Fix Surface)
- Electronics: DAE4 Sn1696; Calibrated: 2022/11/9
- Phantom: HAC Test Arch with AMCC; Type: SD HAC P01 BA;
- Measurement SW: DASY52, Version 52.10 (4); SEMCAD X Version 14.6.14 (7483)

General Scans/y (transversal) 4.2mm 50 x 50/ABM Interpolated SNR(x,y,z) (121x121x1):

Interpolated grid: dx=1.000 mm, dy=1.000 mm
ABM1/ABM2 = 36.92 dB
ABM1 comp = -7.78 dBA/m
Location: 5.4, -20.1, 3.7 mm

0 dB = 70.11 = 36.92 dB