Band 40 / Block B / 5MHz / Mid CH / QPSK

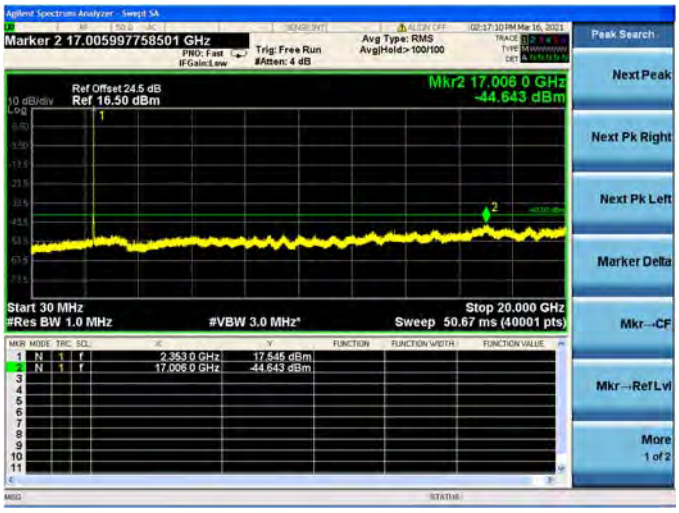

Band 40 / Block B / 5MHz / Mid CH / 16QAM

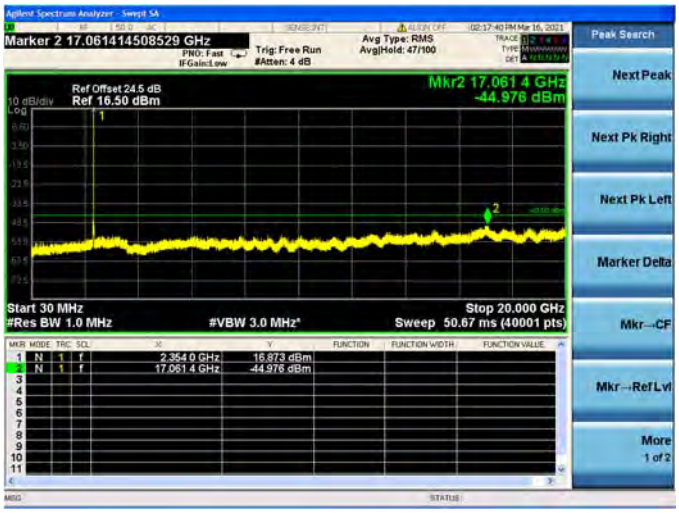

Band 40 / Block B / 5MHz / High CH / QPSK

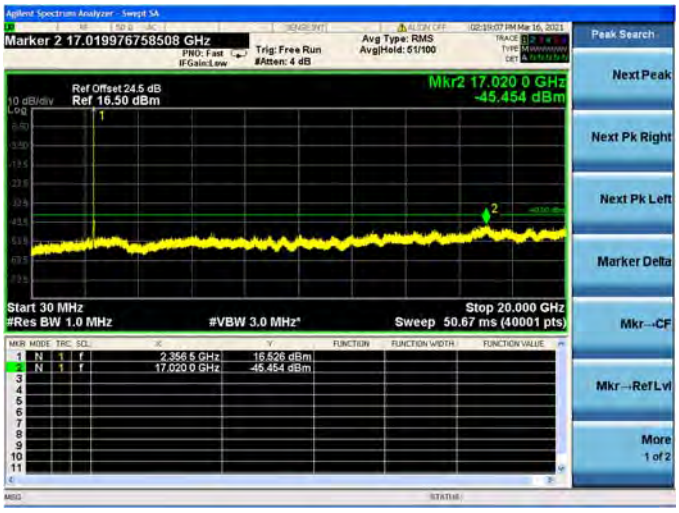

Band 40 / Block B / 5MHz / High CH / 16QAM

Band 40 / Block B / 10MHz / Mid CH / QPSK

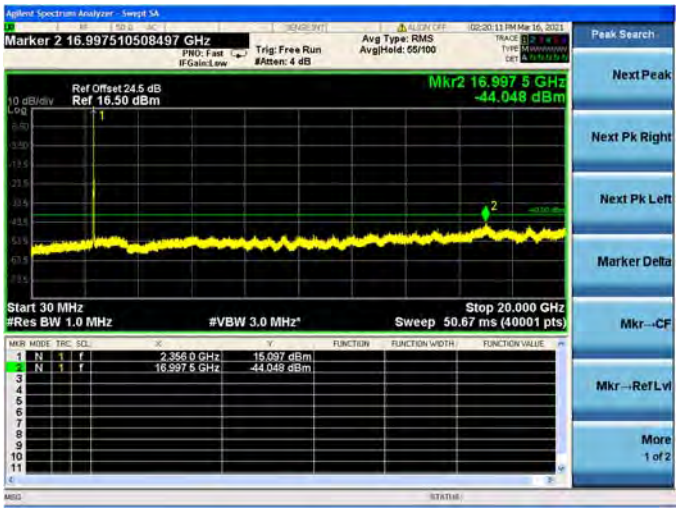

Band 40 / Block B / 10MHz / Mid CH / 16QAM

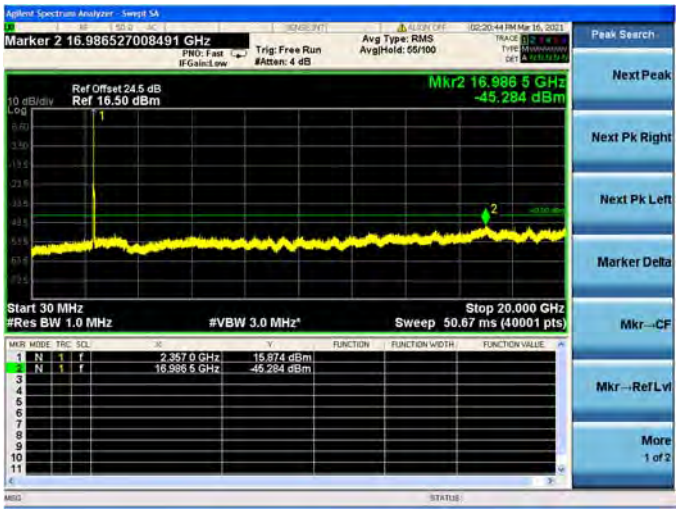

Band 41 / 5MHz / Low CH / QPSK

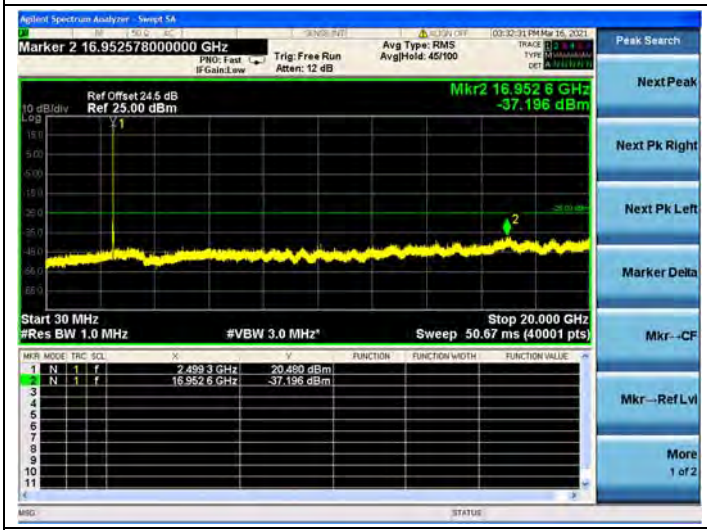

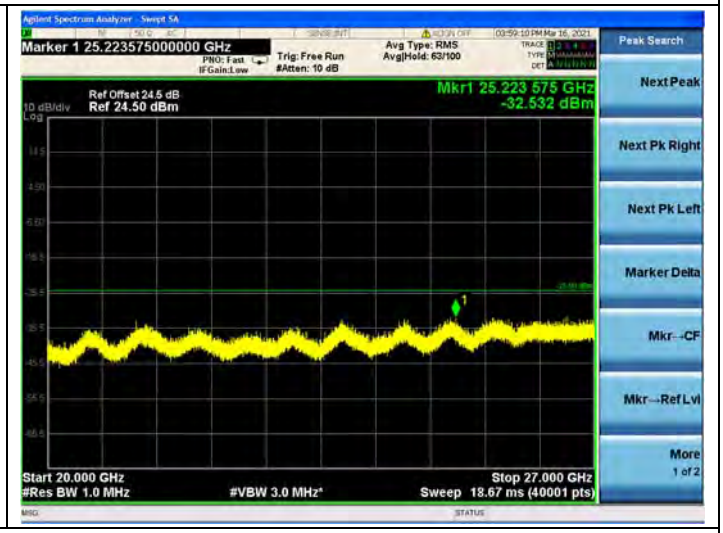

Band 41 / 5MHz / Low CH / 16QAM

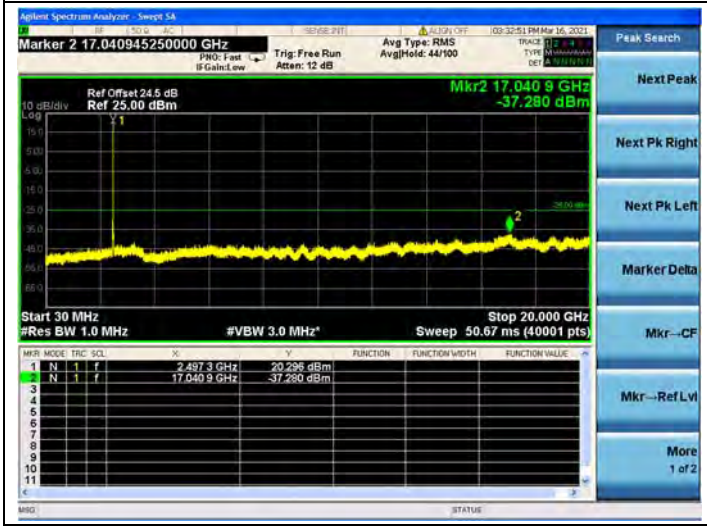

Band 41 / 5MHz / Mid CH / QPSK

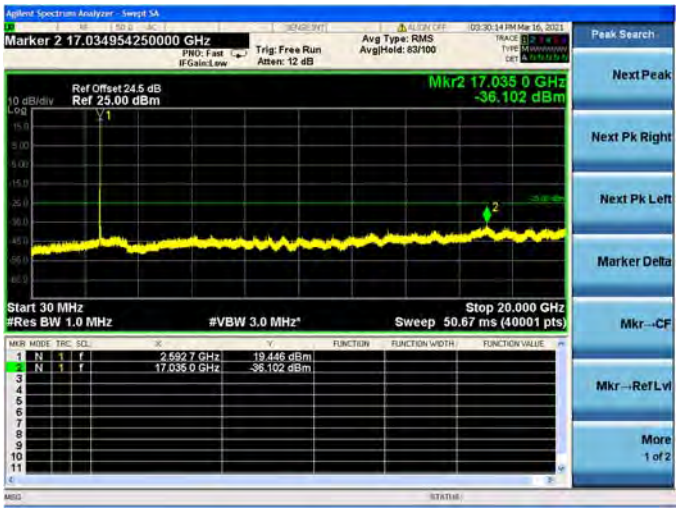

Band 41 / 5MHz / Mid CH / 16QAM

Band 41 / 5MHz / High CH / QPSK

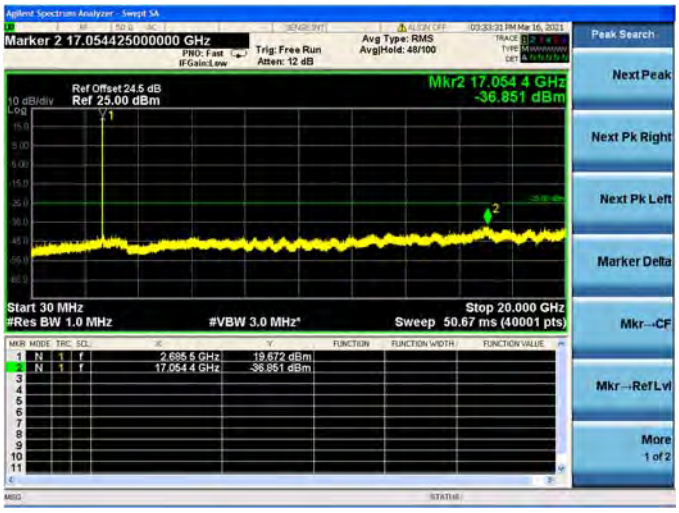

Band 41 / 5MHz / High CH / 16QAM

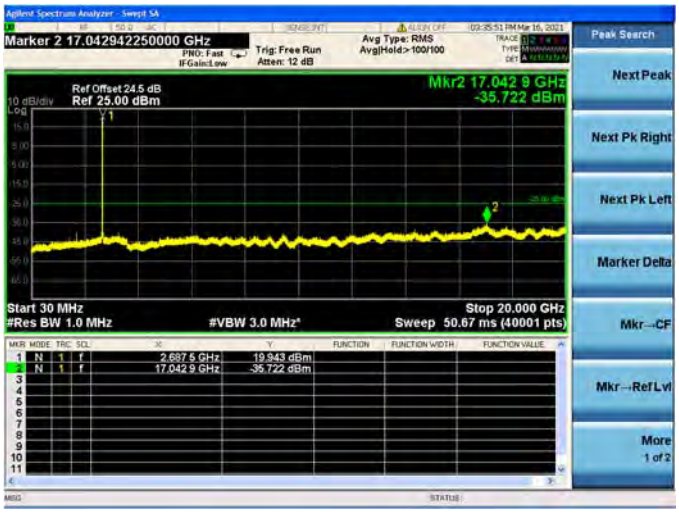

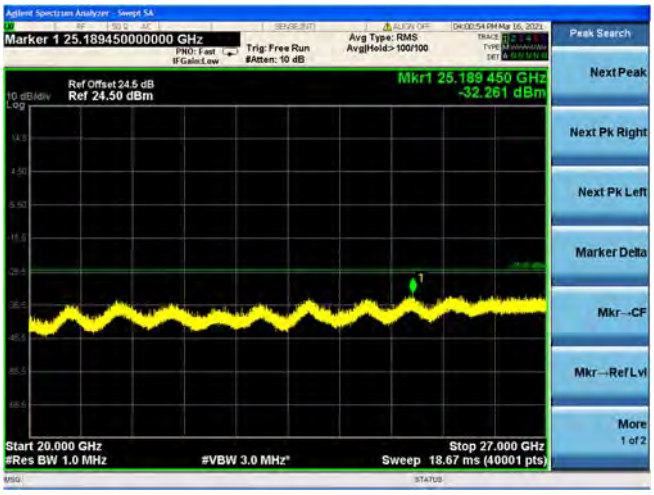

Band 41 / 10MHz / Low CH / QPSK

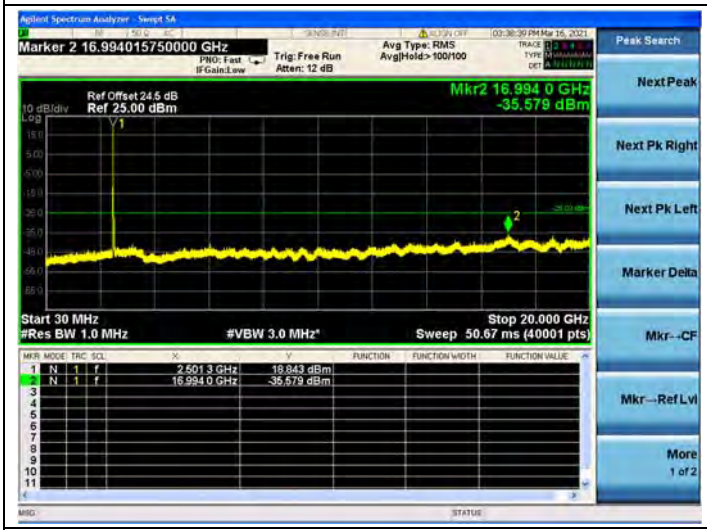

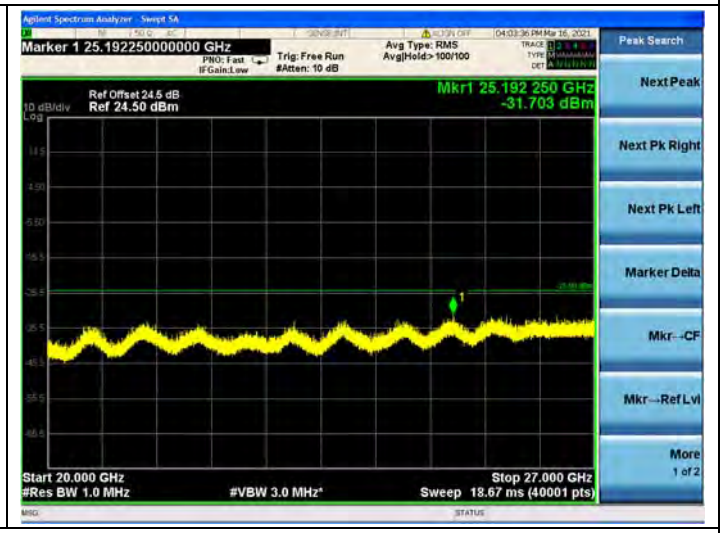

Band 41 / 10MHz / Low CH / 16QAM

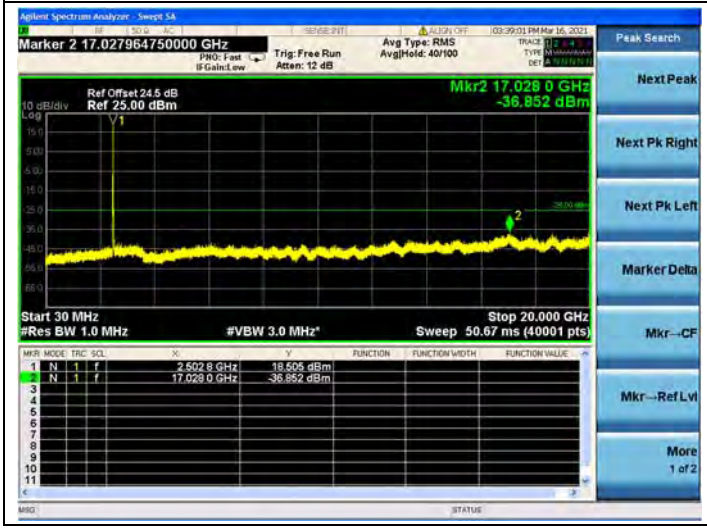

Band 41 / 10MHz / Mid CH / QPSK

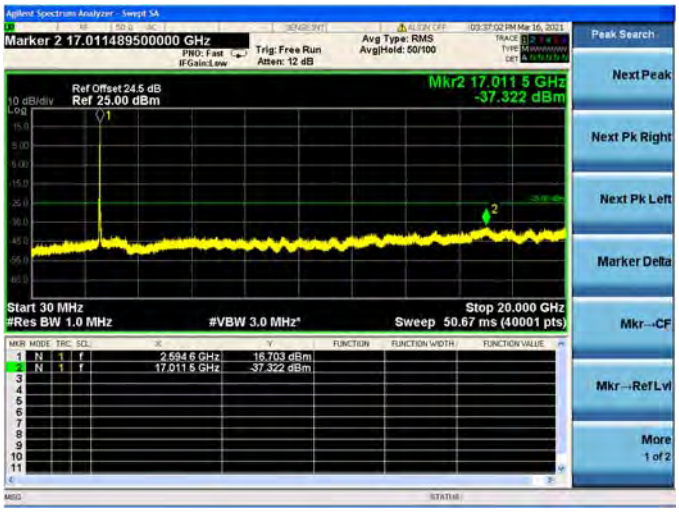

Band 41 / 10MHz / Mid CH / 16QAM

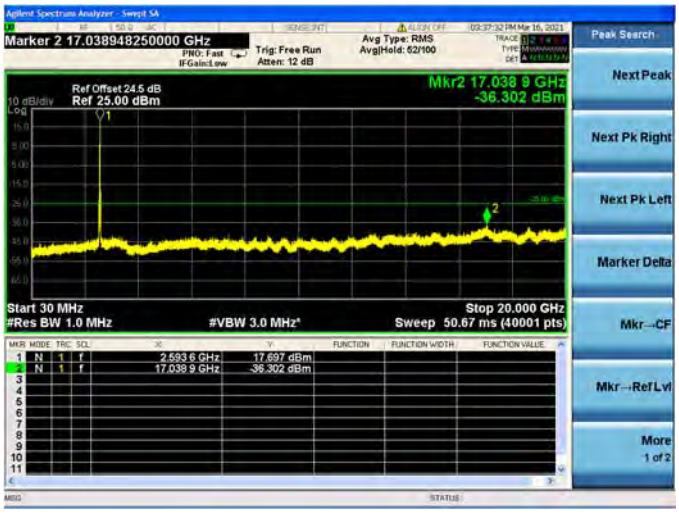

Band 41 / 10MHz / High CH / QPSK

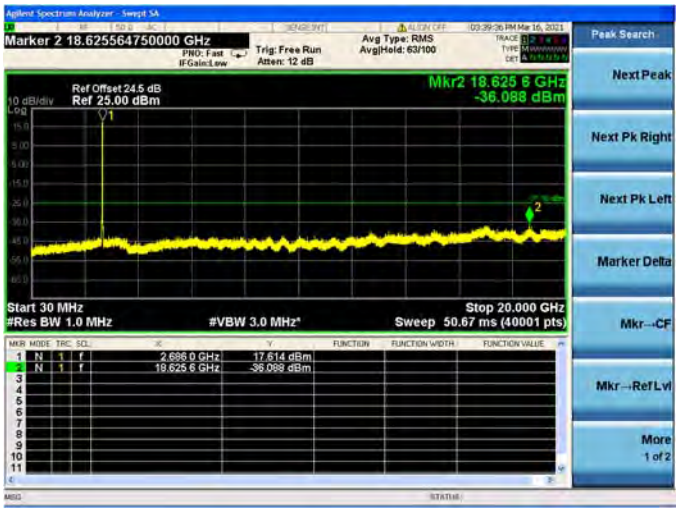

Band 41 / 10MHz / High CH / 16QAM

Band 41 / 15MHz / Low CH / QPSK

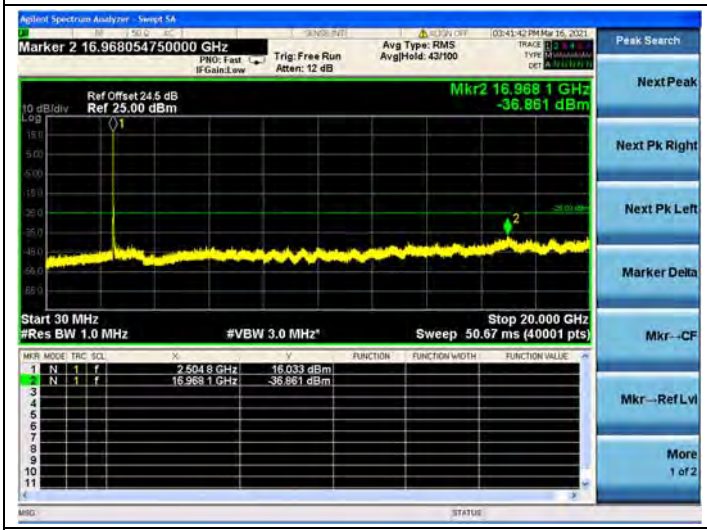

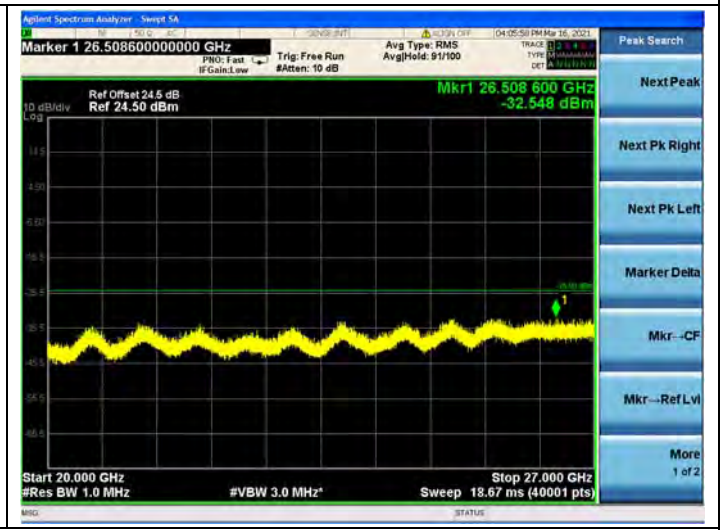

Band 41 / 15MHz / Low CH / 16QAM

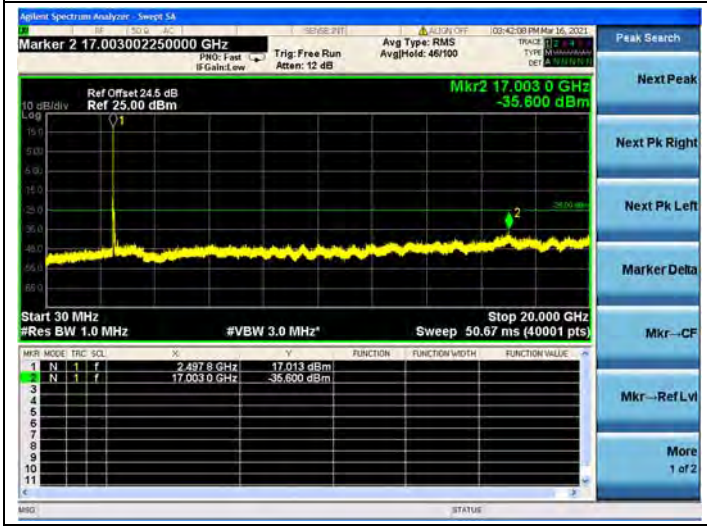

Band 41 / 15MHz / Mid CH / QPSK

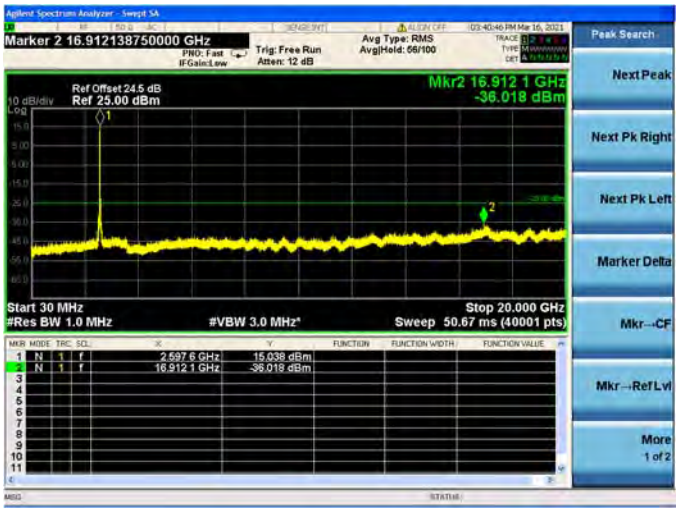

Band 41 / 15MHz / Mid CH / 16QAM

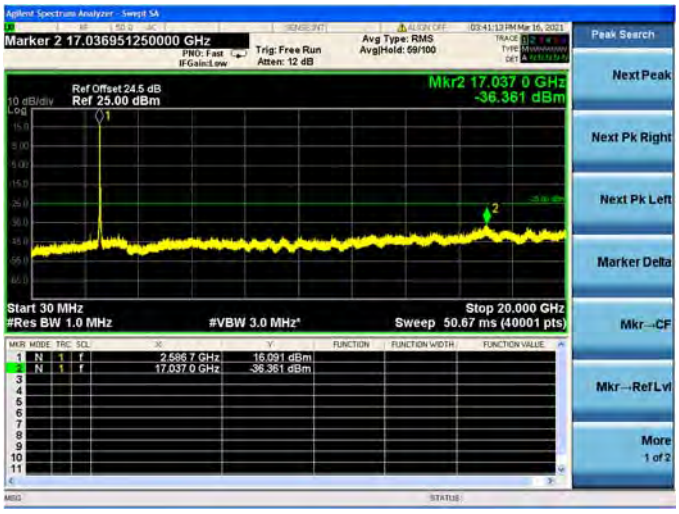

Band 41 / 15MHz / High CH / QPSK

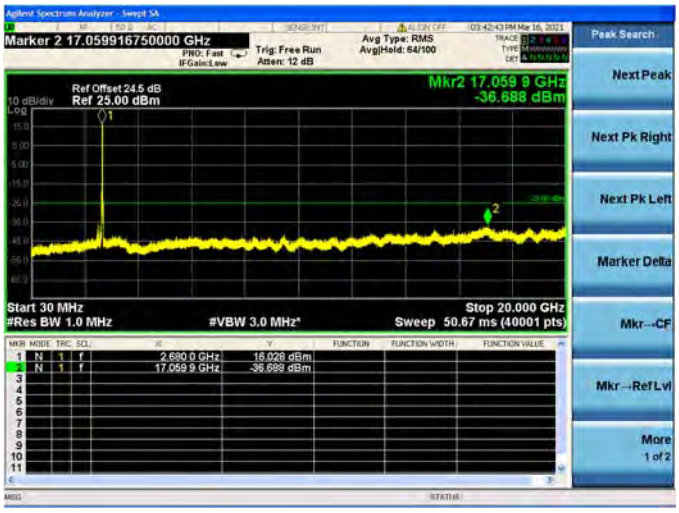

Band 41 / 15MHz / High CH / 16QAM

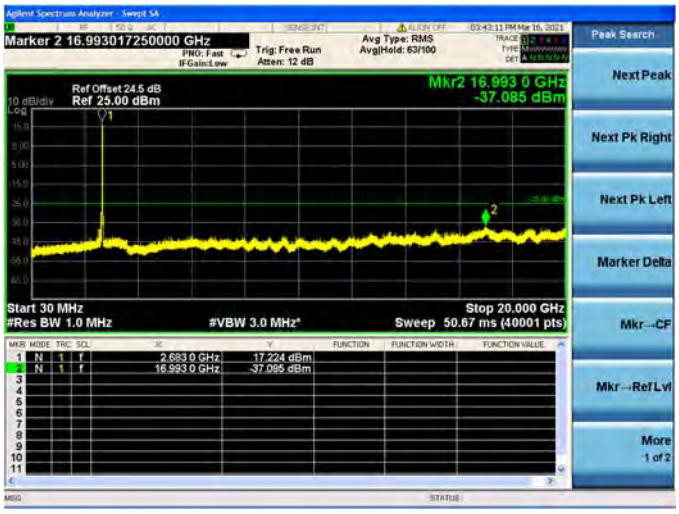

Band 41 / 20MHz / Low CH / QPSK

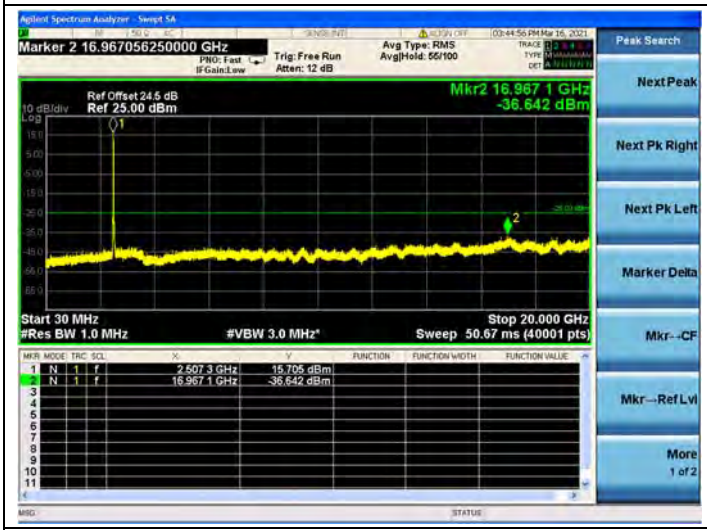

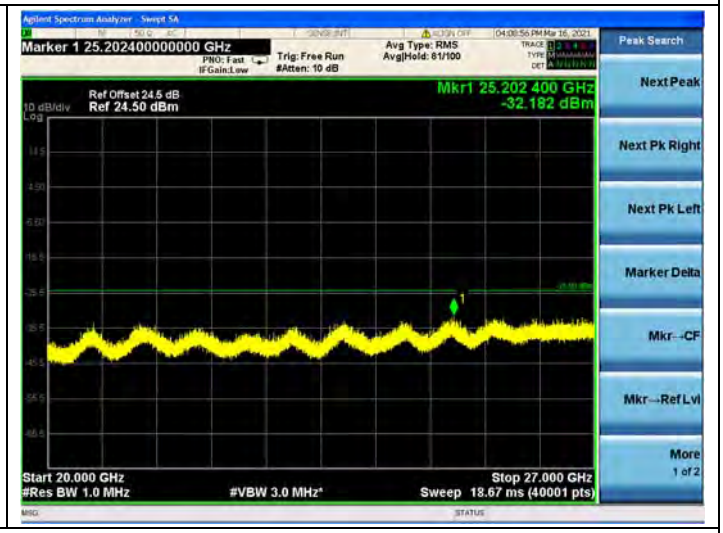

Band 41 / 20MHz / Low CH / 16QAM

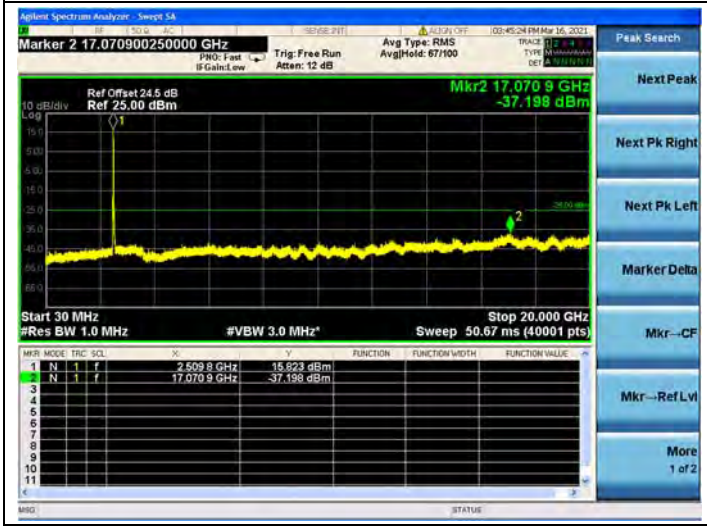

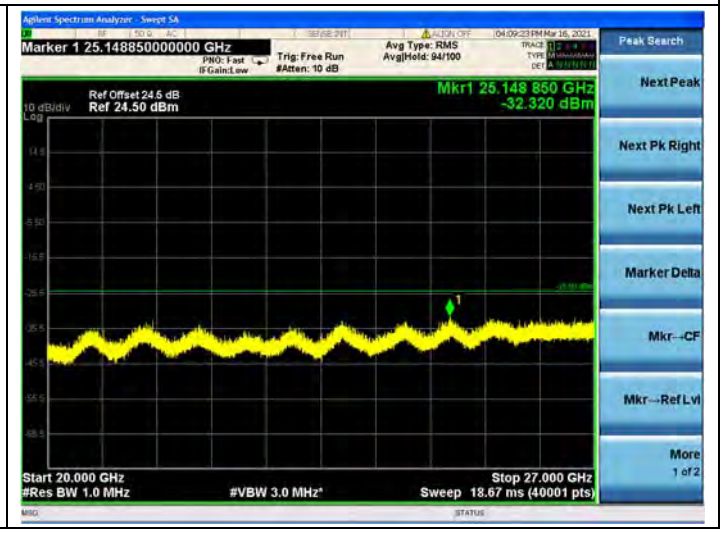

Band 41 / 20MHz / Mid CH / QPSK

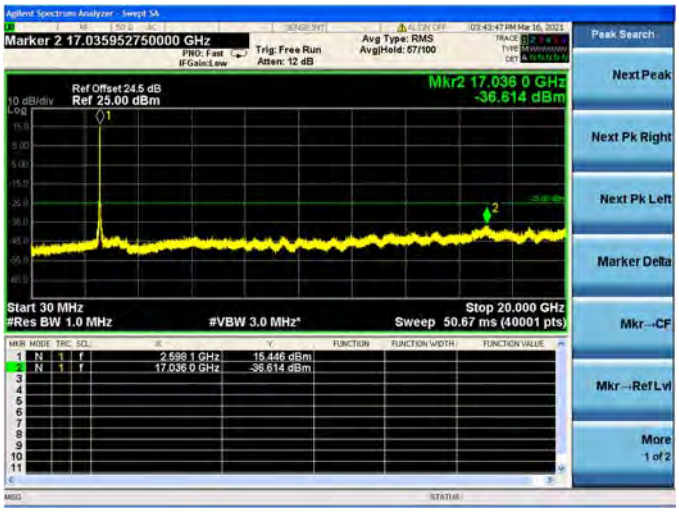

Band 41 / 20MHz / Mid CH / 16QAM

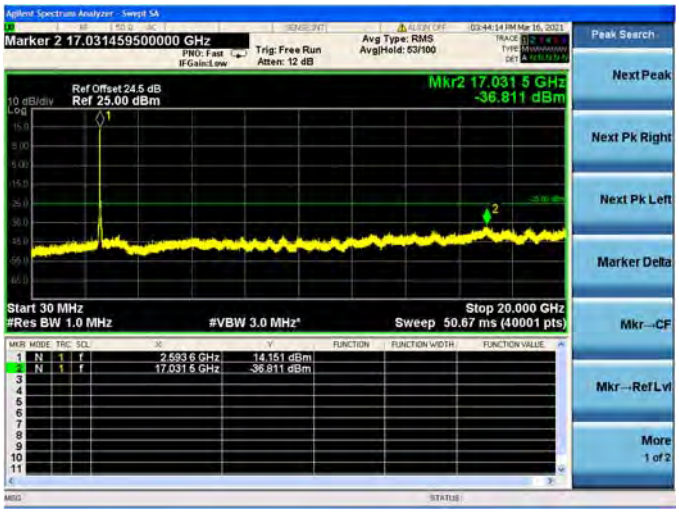

Band 41 / 20MHz / High CH / QPSK

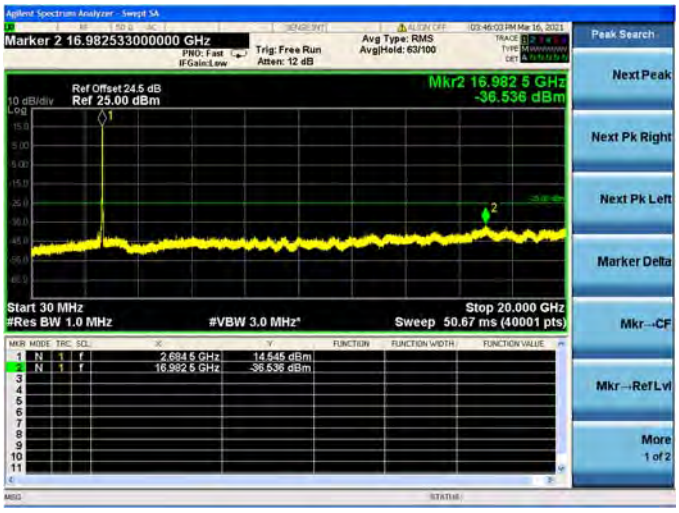

Band 41 / 20MHz / High CH / 16QAM

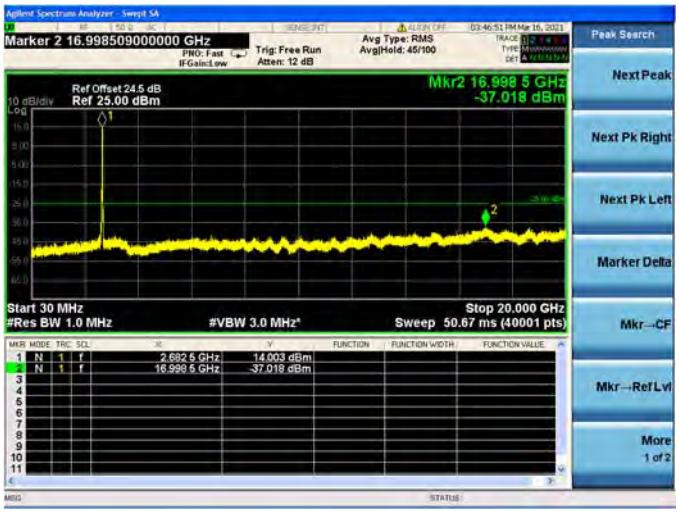

Band66 / 1.4MHz / Low CH / QPSK

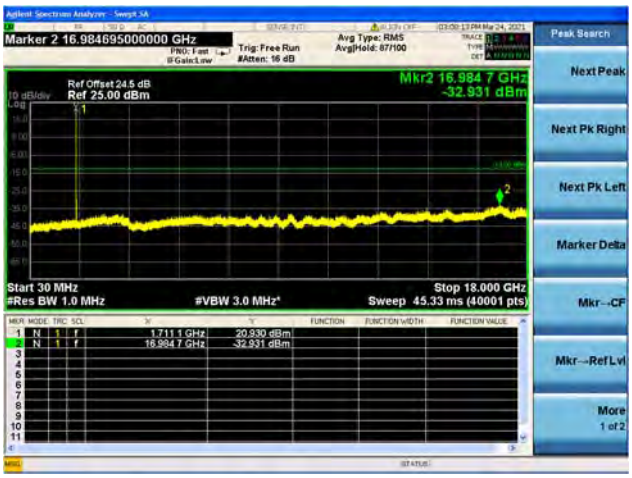

Band66 / 1.4MHz / Low CH / 16QAM

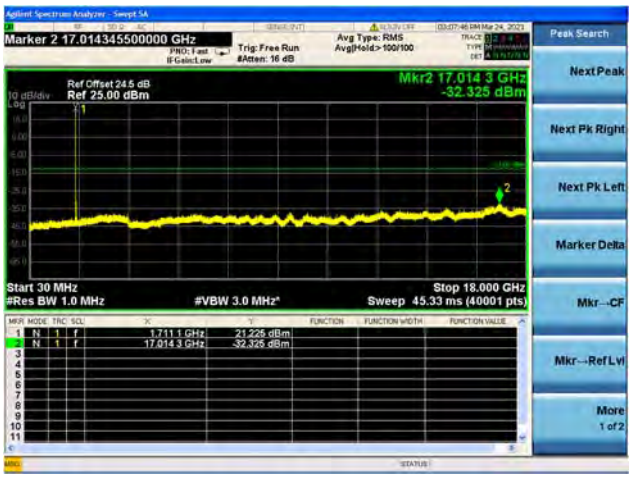

Band66 / 1.4MHz / Mid CH / QPSK

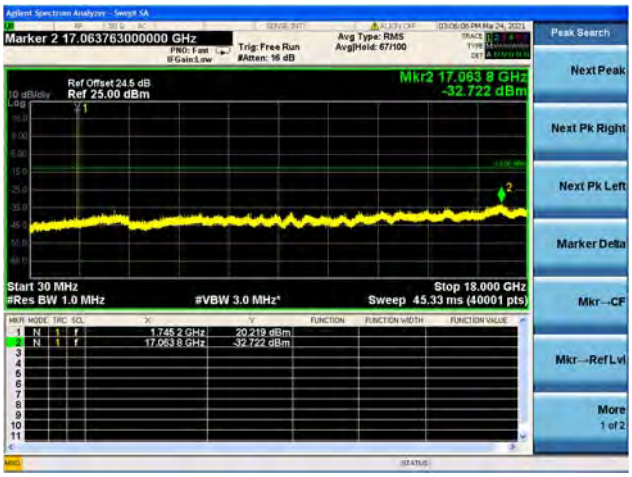

Band66 / 1.4MHz / Mid CH / 16QAM

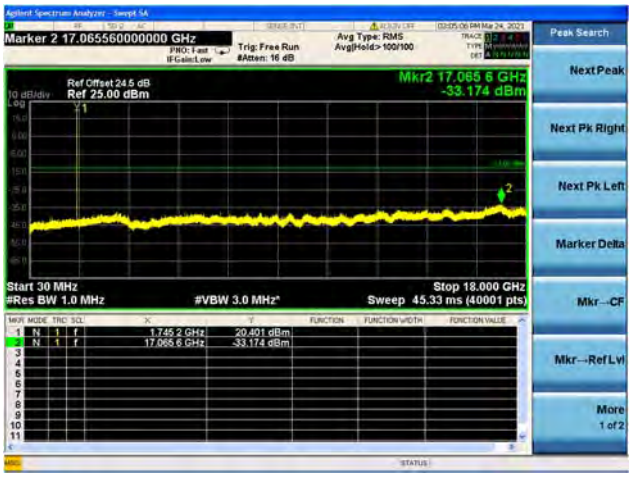

Band66 / 1.4MHz / High CH / QPSK

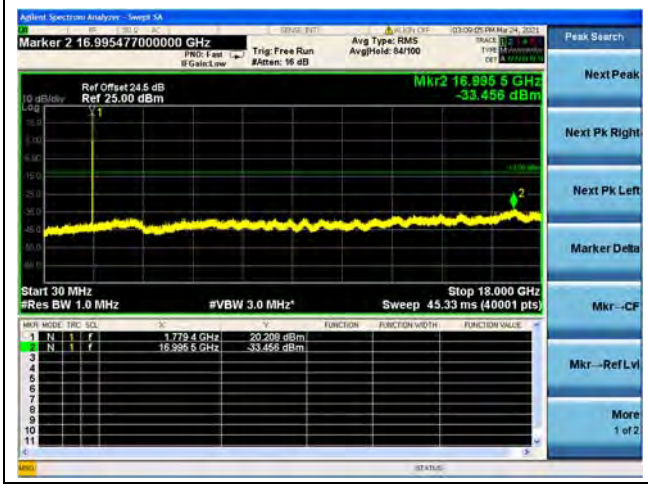

Band66 / 1.4MHz / High CH / 16QAM

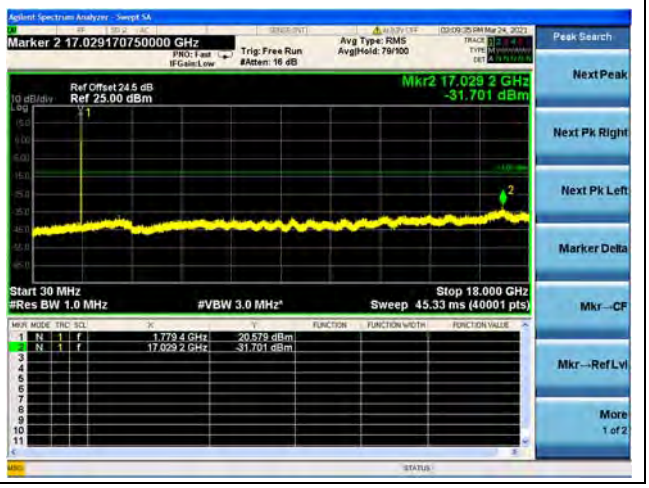

Band66 / 3MHz / Low CH / QPSK

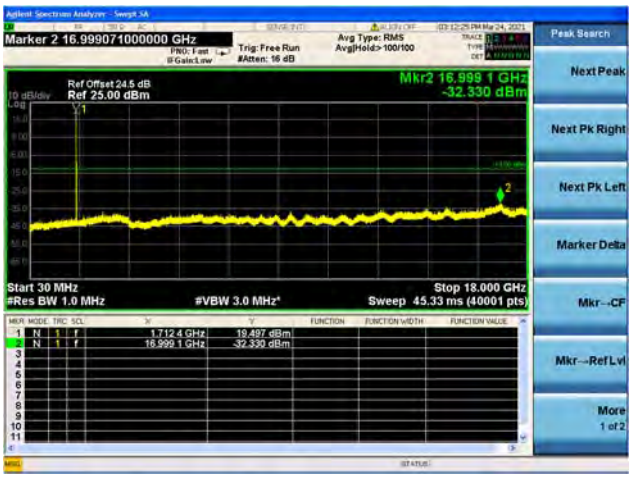

Band66 / 3MHz / Low CH / 16QAM

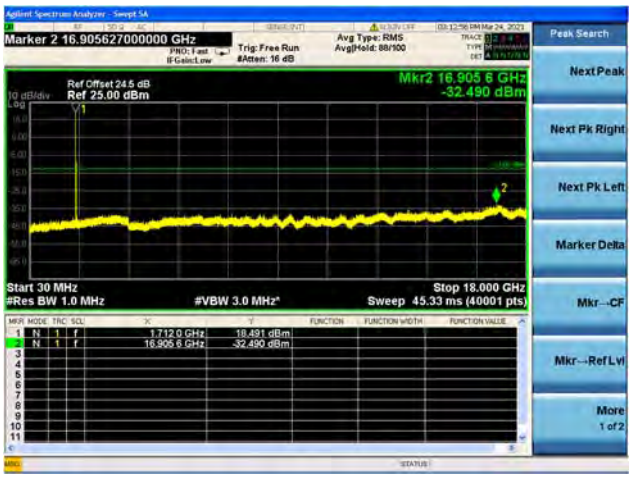

Band66 / 3MHz / Mid CH / QPSK

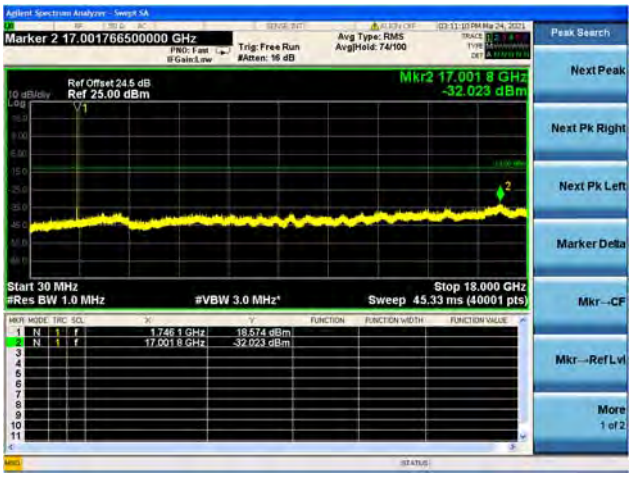

Band66 / 3MHz / Mid CH / 16QAM

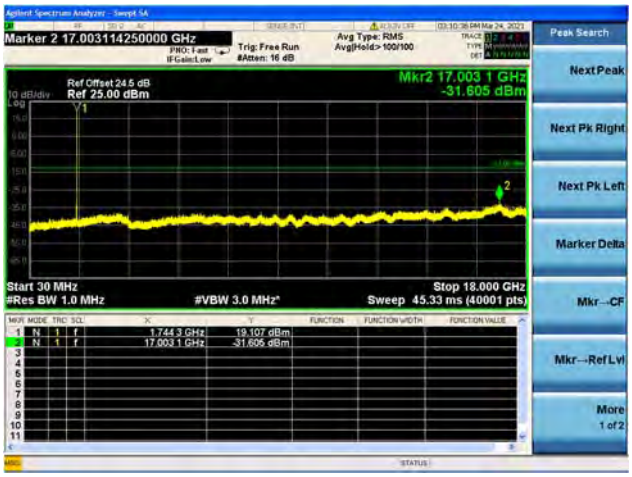

Band66 / 3MHz / High CH / QPSK

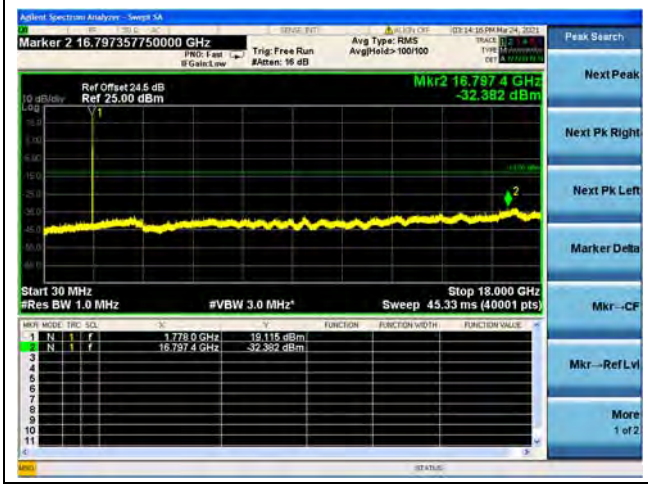

Band66 / 3MHz / High CH / 16QAM

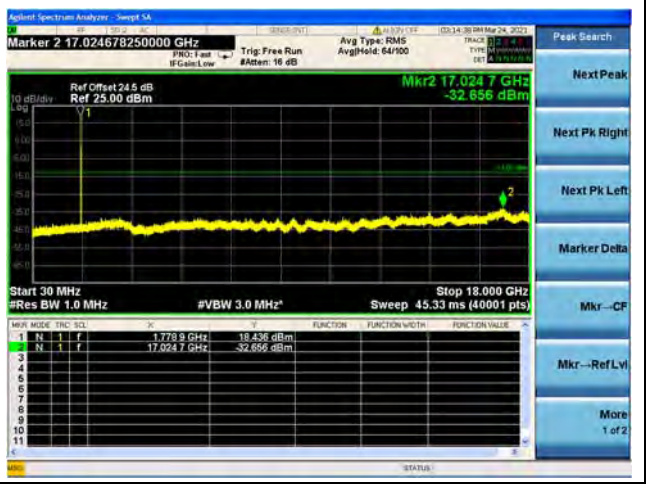

Band66 / 5MHz / Low CH / QPSK

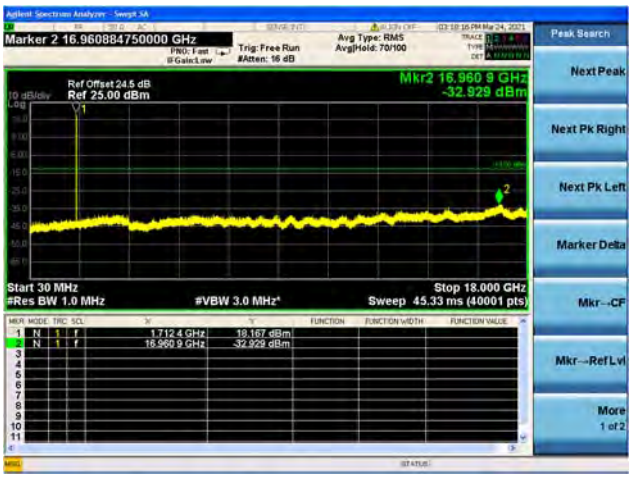

Band66 / 5MHz / Low CH / 16QAM

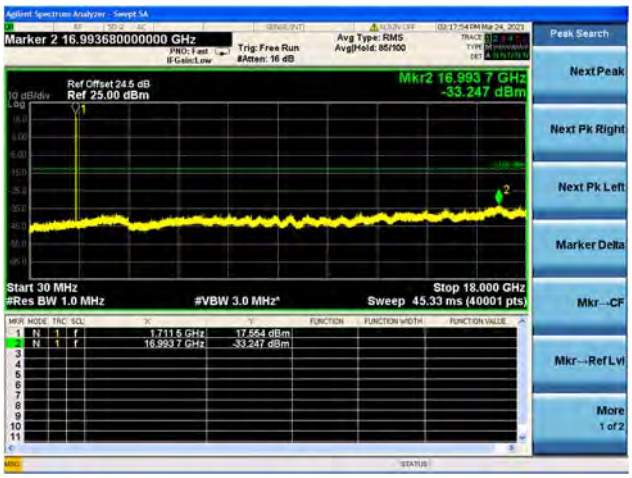

Band66 / 5MHz / Mid CH / QPSK

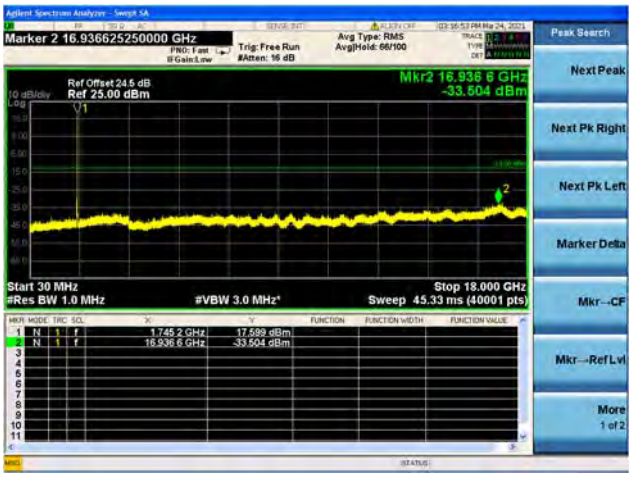

Band66 / 5MHz / Mid CH / 16QAM

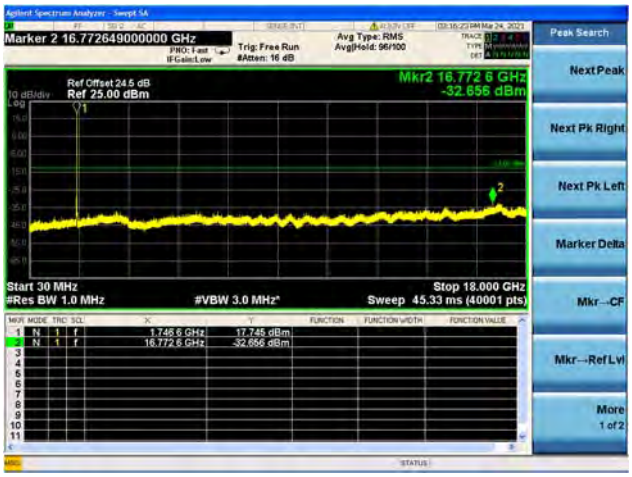

Band66 / 5MHz / High CH / QPSK

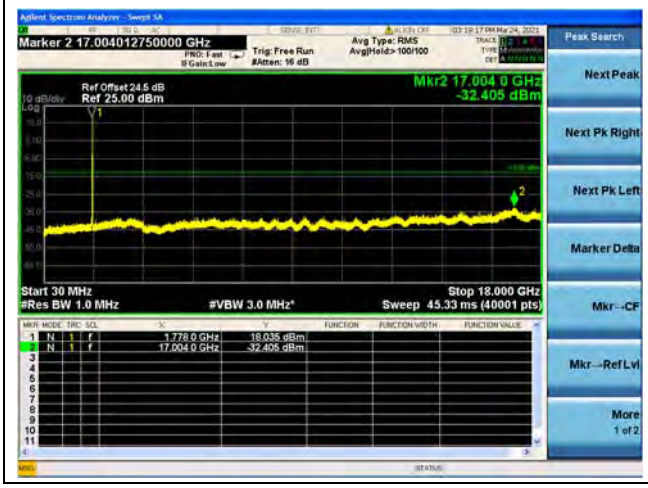

Band66 / 5MHz / High CH / 16QAM

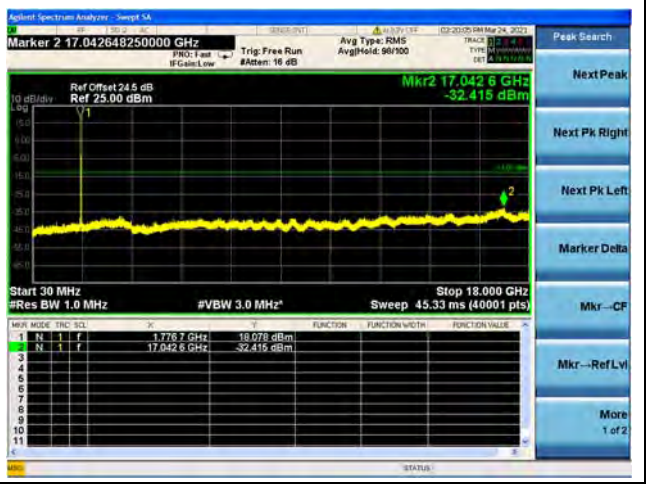

Band66 / 10MHz / Low CH / QPSK

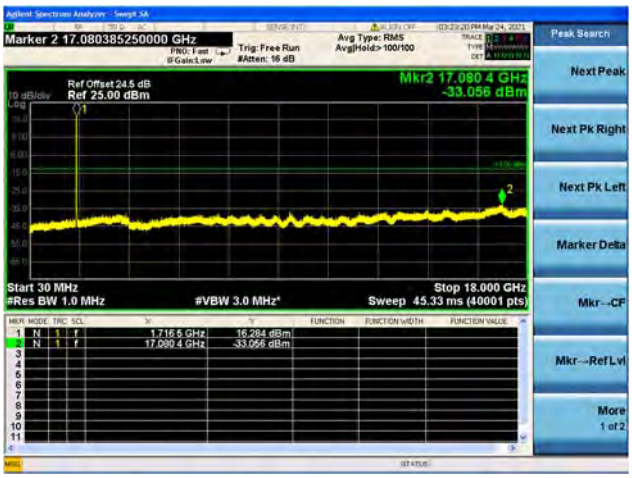

Band66 / 10MHz / Low CH / 16QAM

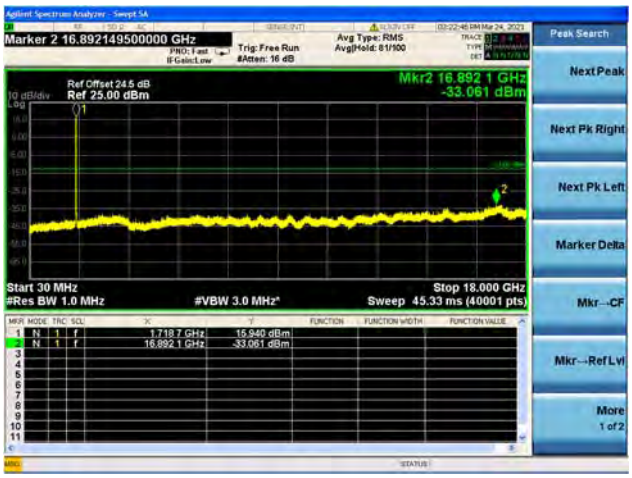

Band66 / 10MHz / Mid CH / QPSK

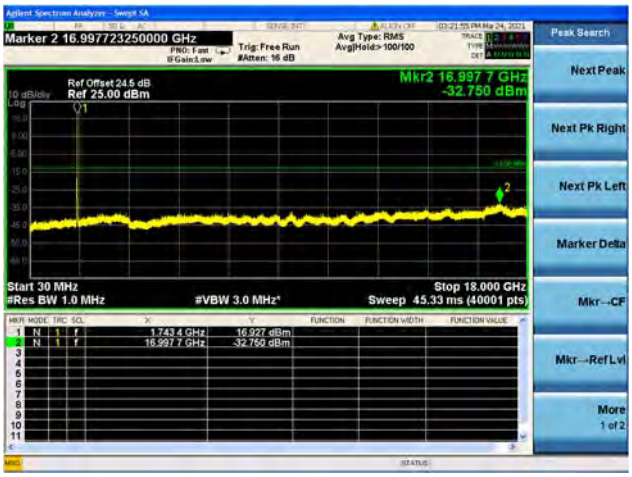

Band66 / 10MHz / Mid CH / 16QAM

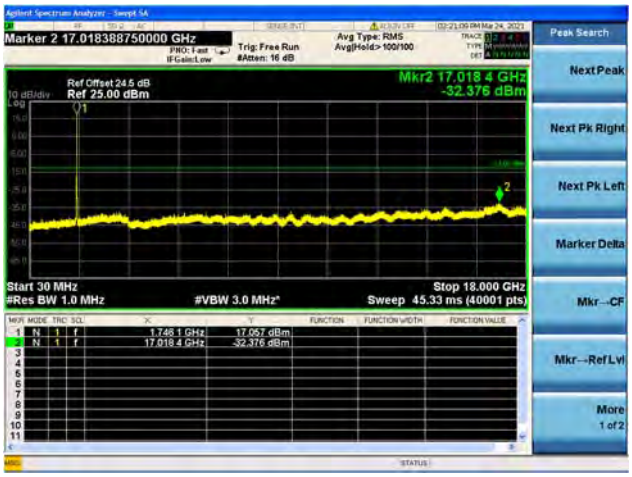

Band66 / 10MHz / High CH / QPSK

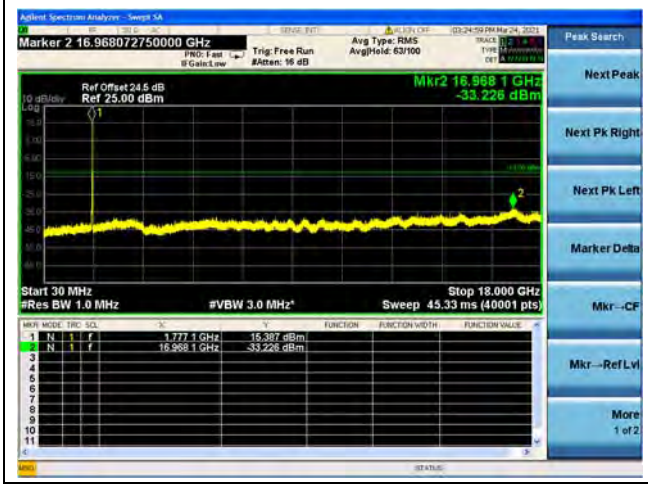

Band66 / 10MHz / High CH / 16QAM

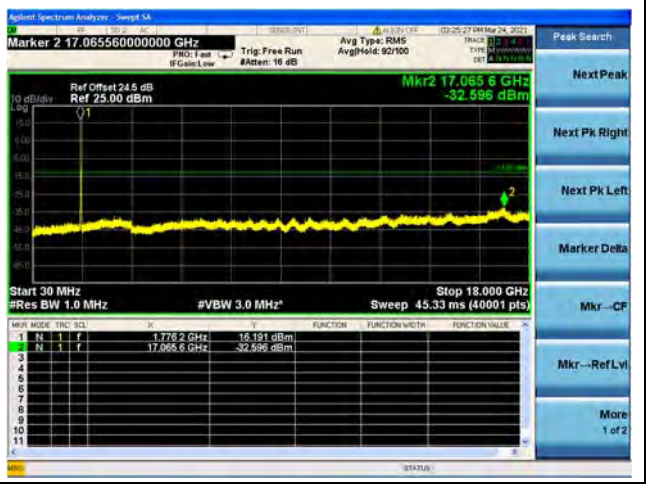

Band66 / 15MHz / Low CH / QPSK

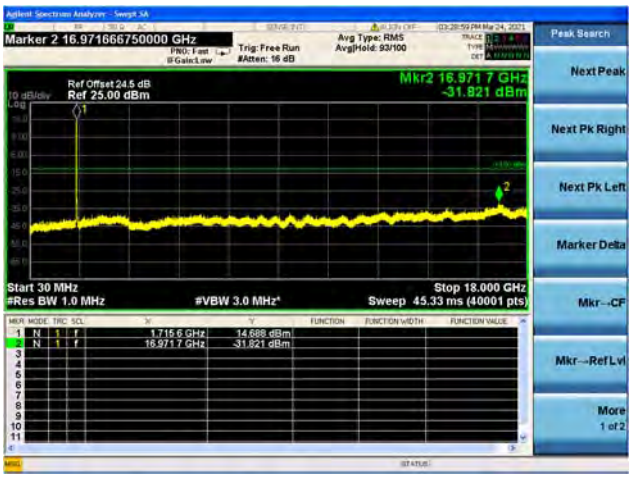

Band66 / 15MHz / Low CH / 16QAM

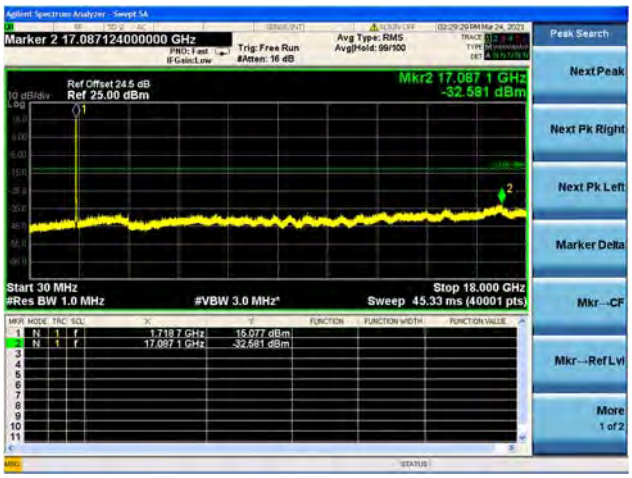

Band66 / 15MHz / Mid CH / QPSK

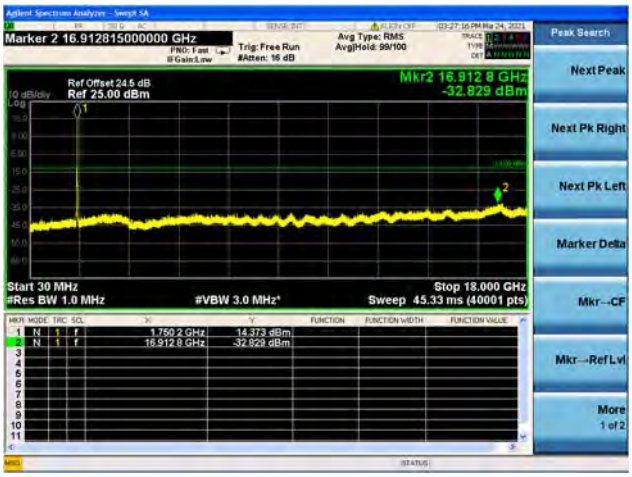

Band66 / 15MHz / Mid CH / 16QAM

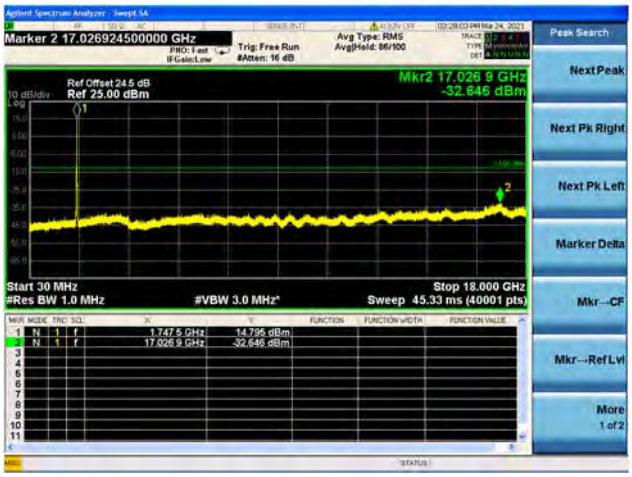

Band66 / 15MHz / High CH / QPSK

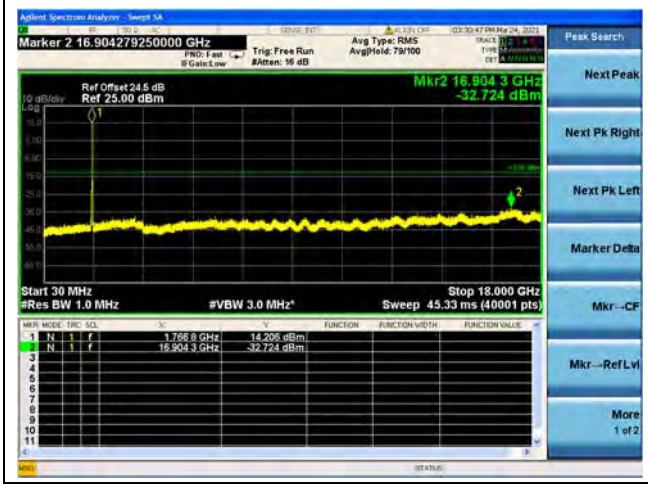

Band66 / 15MHz / High CH / 16QAM

Band66 / 20MHz / Low CH / QPSK

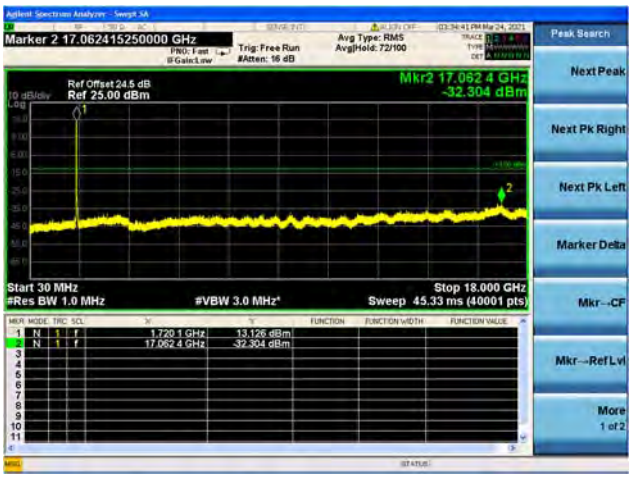

Band66 / 20MHz / Low CH / 16QAM

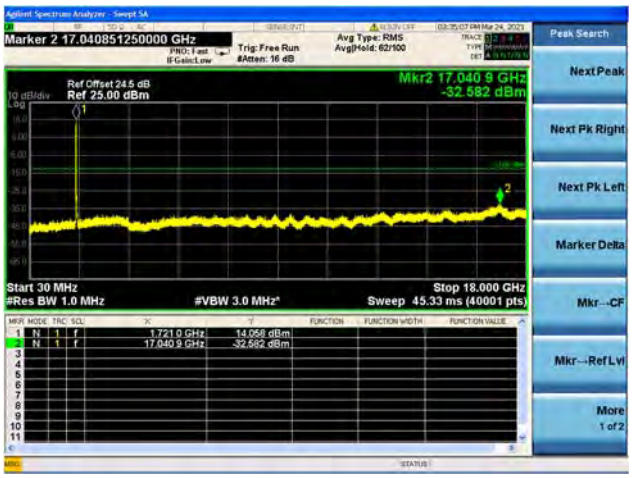

Band66 / 20MHz / Mid CH / QPSK

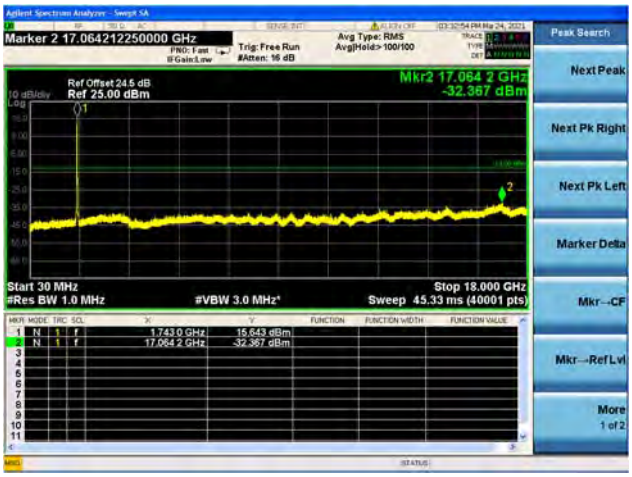

Band66 / 20MHz / Mid CH / 16QAM

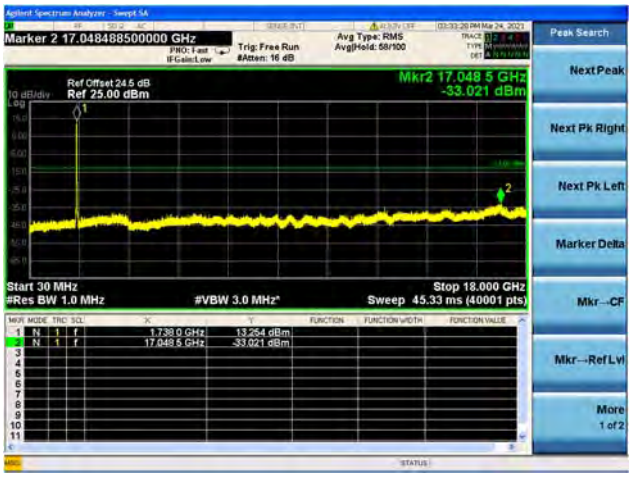

Band66 / 20MHz / High CH / QPSK

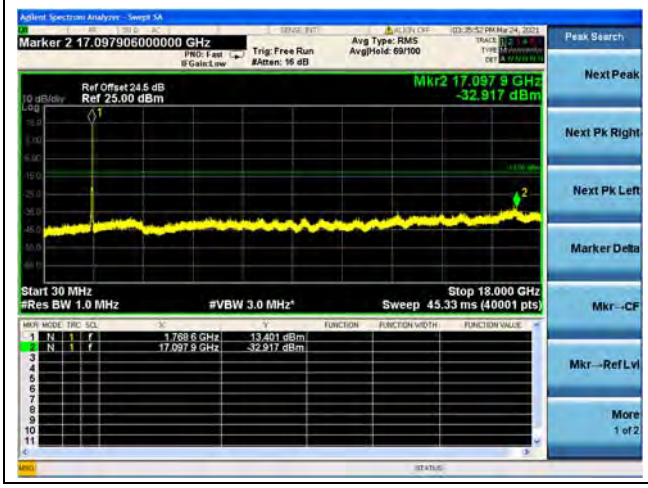

Band66 / 20MHz / High CH / 16QAM

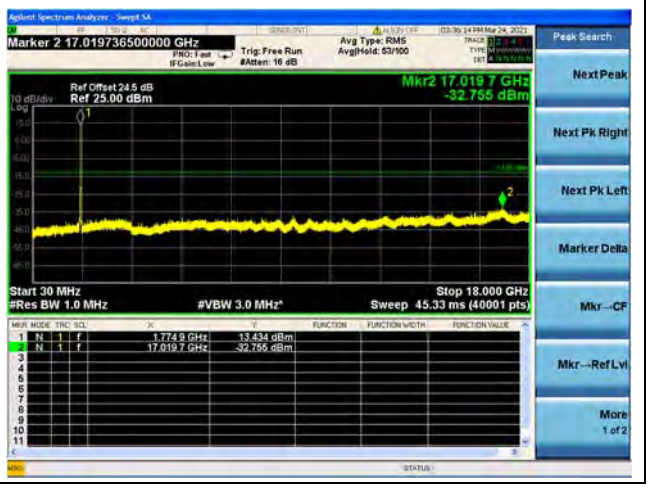

Band71 / 5MHz / Low CH / QPSK

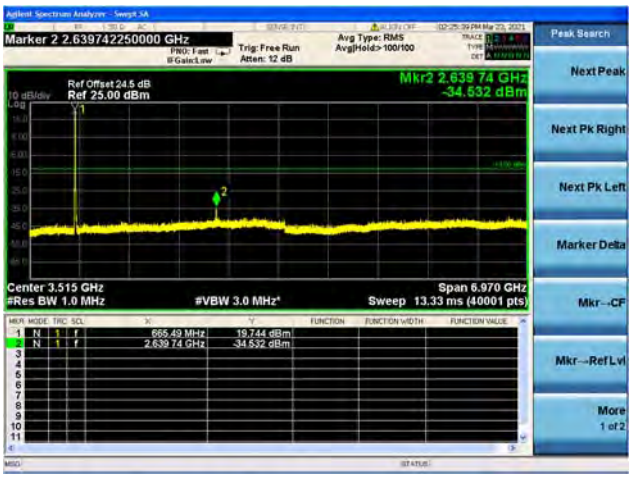

Band71 / 5MHz / Low CH / 16QAM

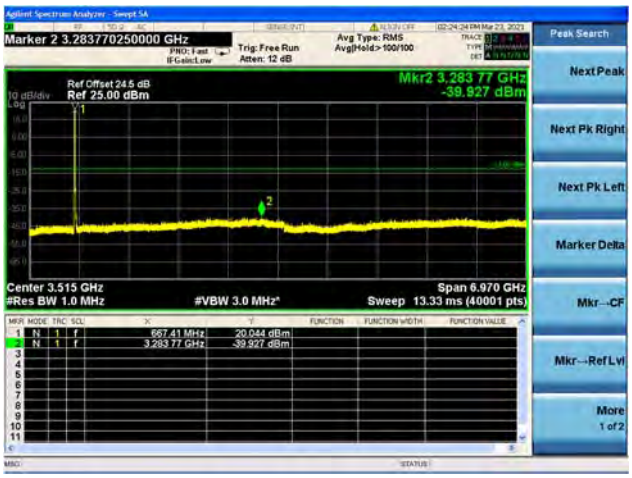

Band71 / 5MHz / Mid CH / QPSK

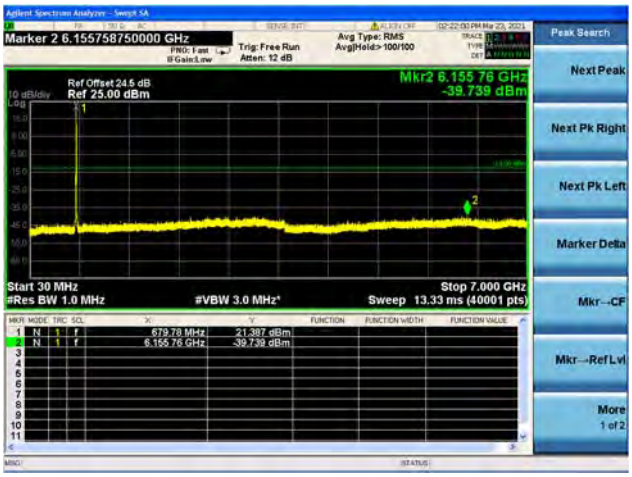

Band71 / 5MHz / Mid CH / 16QAM

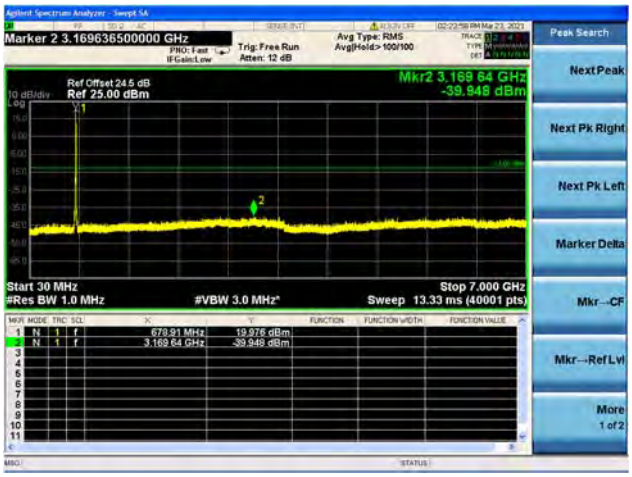

Band71 / 5MHz / High CH / QPSK

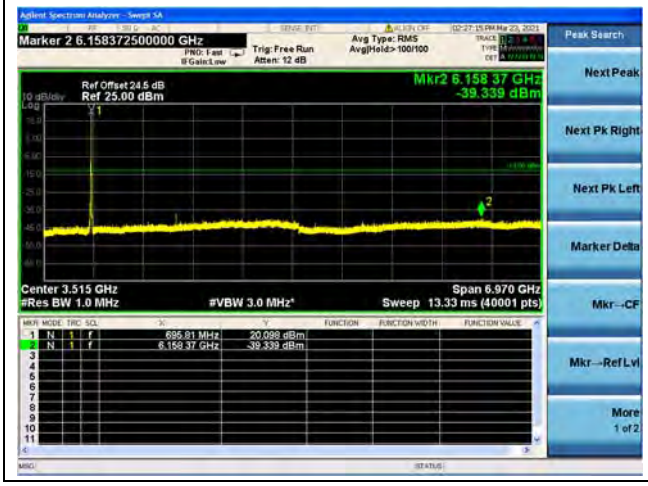

Band71 / 5MHz / High CH / 16QAM

Band71 / 10MHz / Low CH / QPSK

Band71 / 10MHz / Low CH / 16QAM

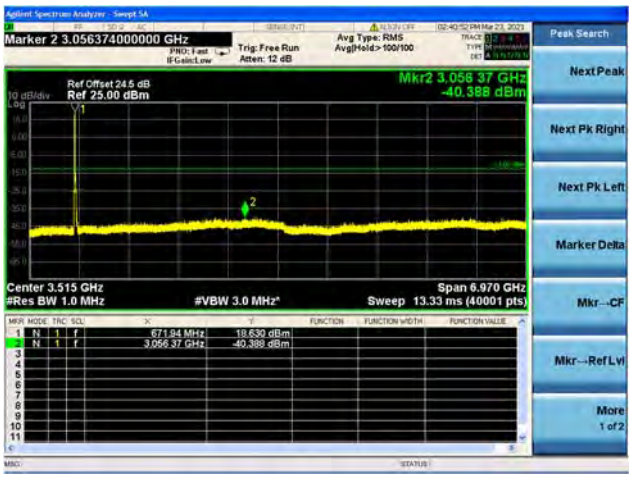

Band71 / 10MHz / Mid CH / QPSK

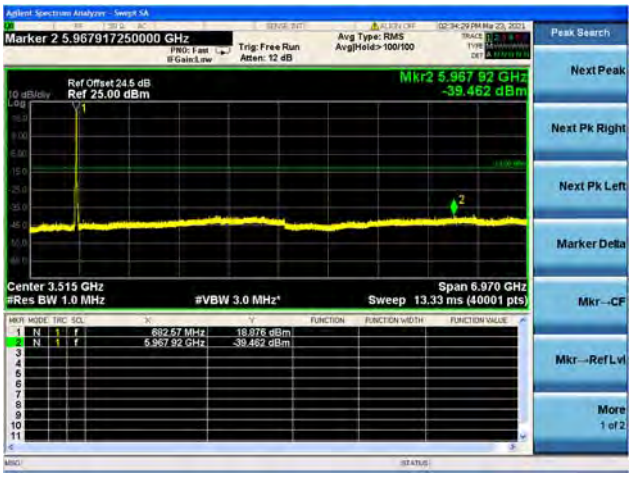

Band71 / 10MHz / Mid CH / 16QAM

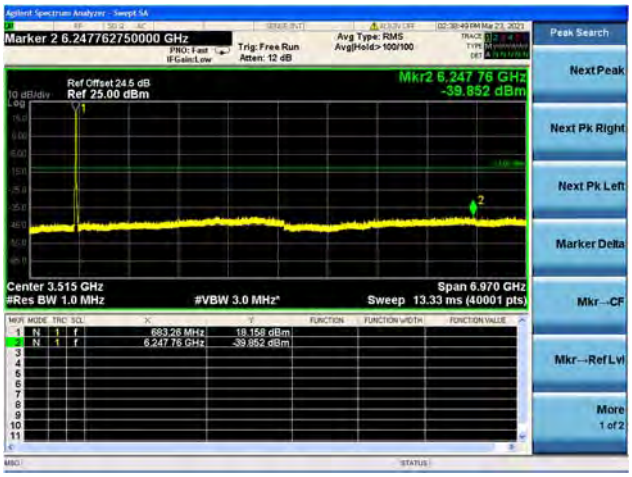

Band71 / 10MHz / High CH / QPSK

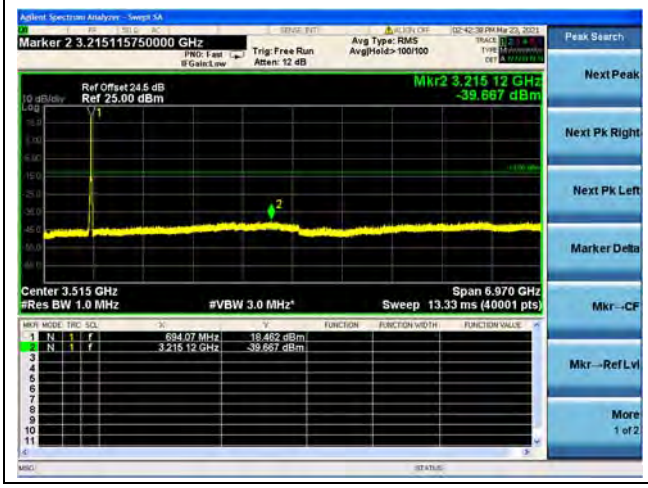

Band71 / 10MHz / High CH / 16QAM

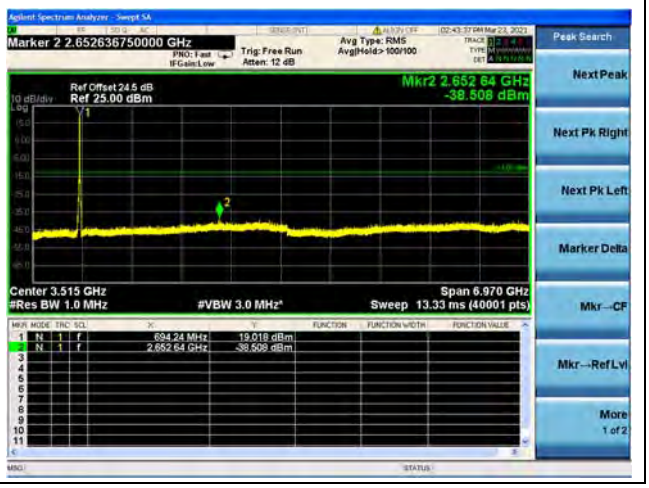

Band71 / 15MHz / Low CH / QPSK

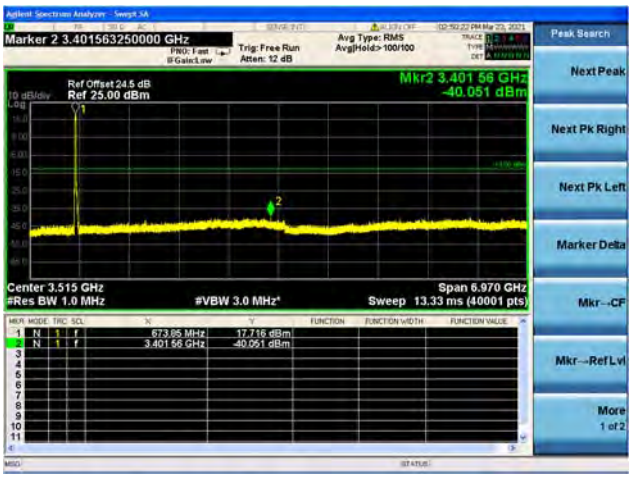

Band71 / 15MHz / Low CH / 16QAM

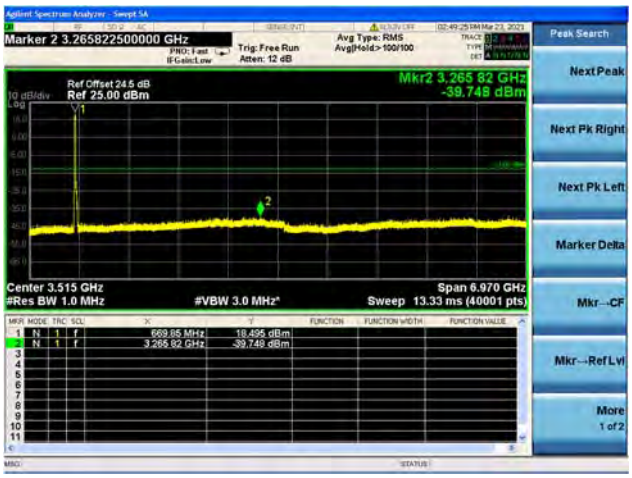

Band71 / 15MHz / Mid CH / QPSK

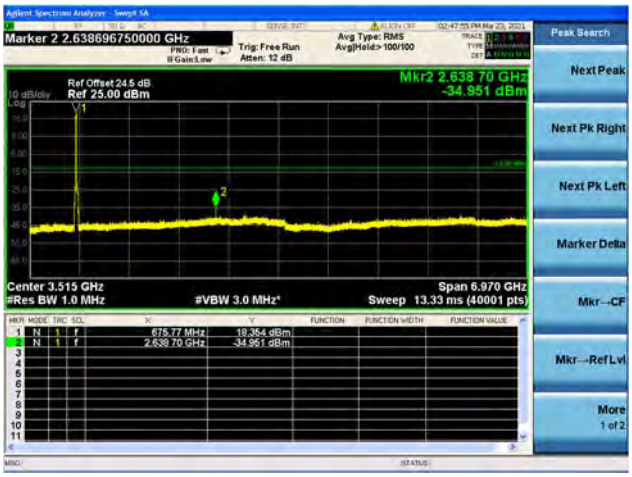

Band71 / 15MHz / Mid CH / 16QAM

Band71 / 15MHz / High CH / QPSK

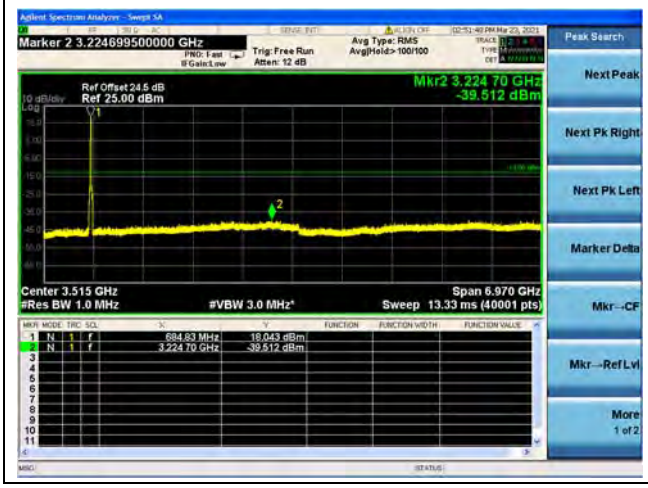

Band71 / 15MHz / High CH / 16QAM

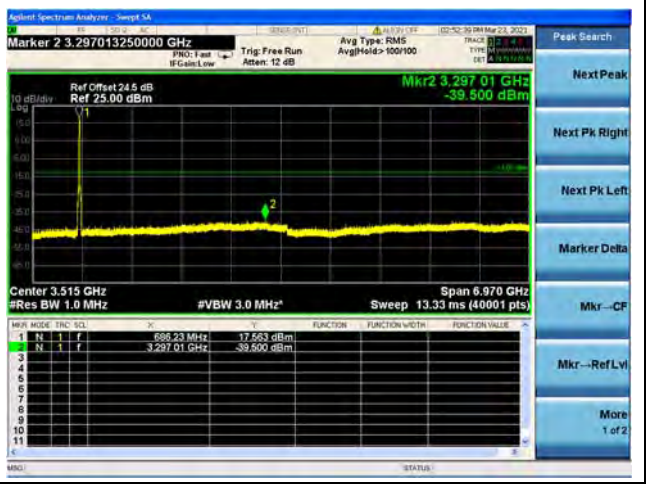

Band71 / 20MHz / Low CH / QPSK

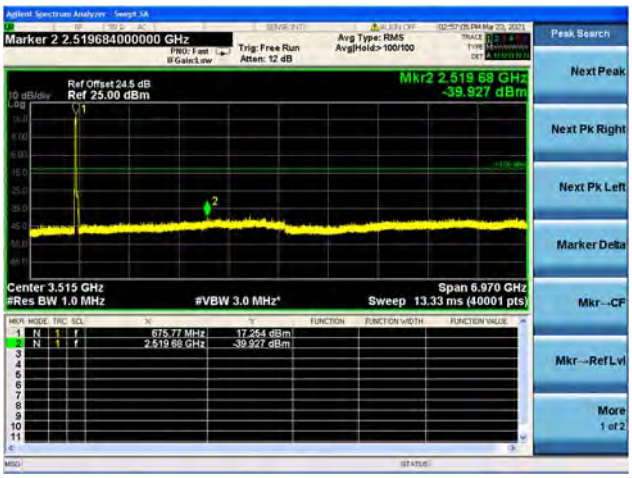

Band71 / 20MHz / Low CH / 16QAM

Band71 / 20MHz / Mid CH / QPSK

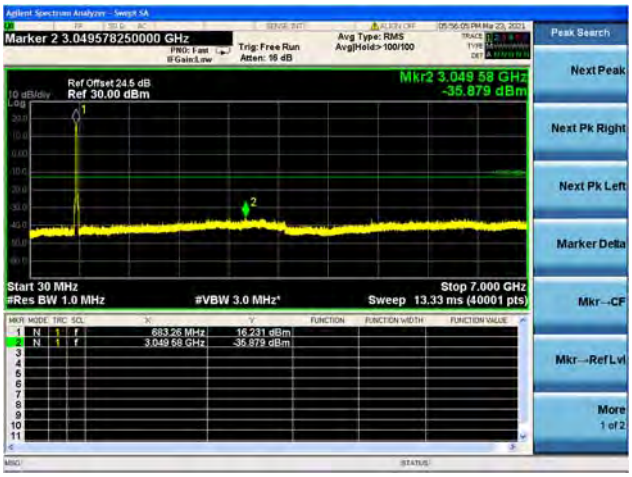

Band71 / 20MHz / Mid CH / 16QAM

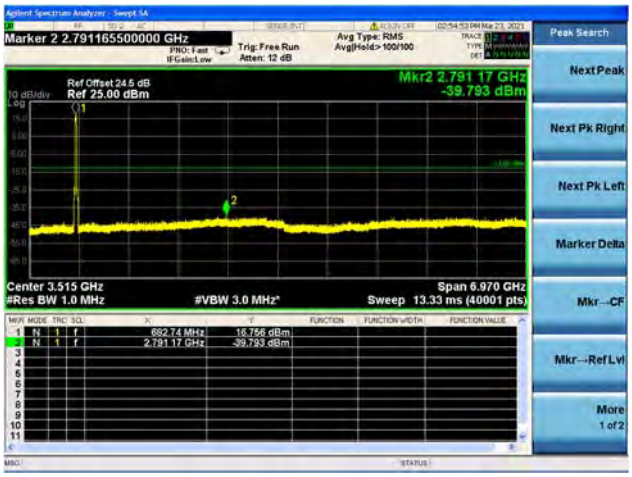

Band71 / 20MHz / High CH / QPSK

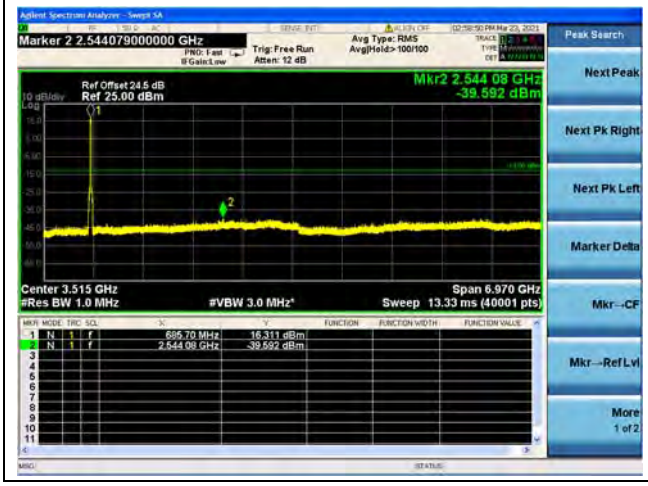

Band71 / 20MHz / High CH / 16QAM

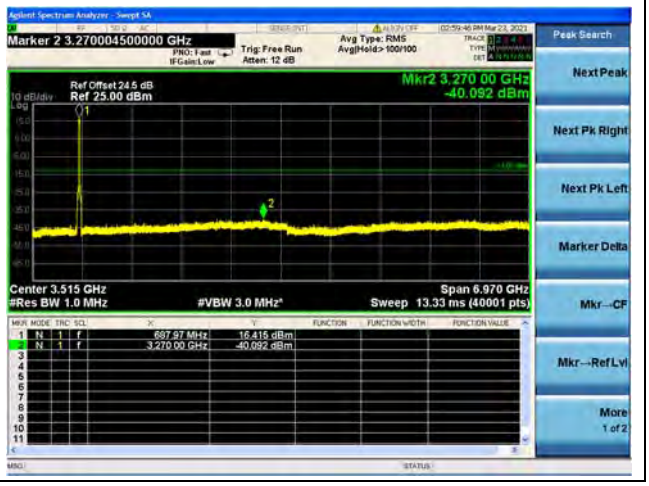

Band Edge

2.5.1. Requirement

Band 2, 25

According to FCC section 24.238(a), for operations in the 1850–1910MHz bands, the power of any emission outside of the authorized operating frequency ranges must be attenuated below the transmitting power (P) by a factor of at least 43 + 10 log(P) dB in a 1MHz bandwidth. However, in the 1 MHz bands immediately outside and adjacent to the licensee's frequency block, a resolution bandwidth of at least one percent of the emission bandwidth of the fundamental emission of the transmitter may be employed.

Band 4, 66

According to FCC section 27.53(h), for operations in the 1710–1755MHz bands, the power of any emission outside a licensee's frequency block shall be attenuated below the transmitter power (P) by at least 43 + 10 log10(P) dB a 1MHz bandwidth. However, in the 1 MHz bands immediately outside and adjacent to the licensee's frequency block, a resolution bandwidth of at least one percent of the emission bandwidth of the fundamental emission of the transmitter may be employed.

Band 5, 26

According to FCC section 22.917(a), for operations in the 824–849MHz bands, the power of any emission outside of the authorized operating frequency ranges must be attenuated below the transmitting power (P) by a factor of at least 43 + 10 log(P) dB in a 100kHz bandwidth. However, in the 1 MHz bands immediately outside and adjacent to the licensee's frequency block, a resolution bandwidth of at least one percent of the emission bandwidth of the fundamental emission of the transmitter may be employed.

Band 7, 38, 41

According to FCC section 27.53(m) (4), for mobile digital stations, the attenuation factor shall be not less than 40 + 10 log (P) dB on all frequencies between the channel edge and 5 megahertz from the channel edge, 43 + 10 log (P) dB on all frequencies between 5 megahertz and X megahertz from the channel edge, and 55 + 10 log (P) dB on all frequencies more than X megahertz from the channel edge, where X is the greater of 6 megahertz or the actual emission bandwidth as defined in paragraph (m)(6) of this section. In addition, the attenuation factor shall not be less that 43 + 10 log (P) dB on all frequencies between 2490.5 MHz and 2496 MHz and 55 + 10 log (P) dB at or below 2490.5 MHz. Mobile Satellite Service licensees operating on frequencies below 2495 MHz may also submit a documented interference complaint against BRS licensees operating on channel BRS Channel 1 on the same terms and conditions as adjacent channel BRS or EBS licensees.

Band 12, 17, 71

According to FCC section 27.53(g), for operations in the 600 MHz band and the 698-746 MHz band, the power of any emission outside a licensee's frequency band(s) of operation shall be attenuated below the transmitter power (P) within the licensed band(s) of operation, measured in watts, by at least 43 + 10 log (P) dB. Compliance with this provision is based on the use of measurement instrumentation employing a resolution bandwidth of 100 kilohertz or greater. However, in the 100 kilohertz bands immediately outside and adjacent to a licensee's frequency block, a resolution bandwidth of at least 30 kHz may be employed.

Band 13

According to FCC section 27.53(c)(2), any frequency outside the 776-788 MHz band, the power of any emission shall be attenuated outside the band below the transmitter power (P) by at least 43 + 10 log (P) dB in a 100kHz bandwidth. However, in the 100 kHz bands immediately outside and adjacent to the frequency block, a resolution bandwidth of at least 30 kHz may be employed.

Band 40

According to FCC section 27.53(a) (4), for mobile and portable stations operating in the 2305-2315 MHz and 2350-2360 MHz bands:

(i) By a factor of not less than: 43 + 10 log (P) dB on all frequencies between 2305 and 2320 MHz and on all frequencies between 2345 and 2360 MHz that are outside the licensed band(s) of operation, not less than 55 + 10 log (P) dB on all frequencies between 2320 and 2324 MHz and on all frequencies between 2341 and 2345 MHz, not less than 61 + 10 log (P) dB on all frequencies between 2324 and 2328 MHz and on all frequencies between 2337 and 2341 MHz, and not less than 67 + 10 log (P) dB on all frequencies between 2328 and 2337 MHz;

(ii) By a factor of not less than 43 + 10 log (P) dB on all frequencies between 2300 and 2305 MHz, 55 + 10 log (P) dB on all frequencies between 2296 and 2300 MHz, 61 + 10 log (P) dB on all frequencies between 2292 and 2296 MHz, 67 + 10 log (P) dB on all frequencies between 2288 and 2292 MHz, and 70 + 10 log (P) dB below 2288 MHz;

(iii) By a factor of not less than 43 + 10 log (P) dB on all frequencies between 2360 and 2365 MHz, and not less than 70 + 10 log (P) dB above 2365 MHz.

2.5.2. Test Description

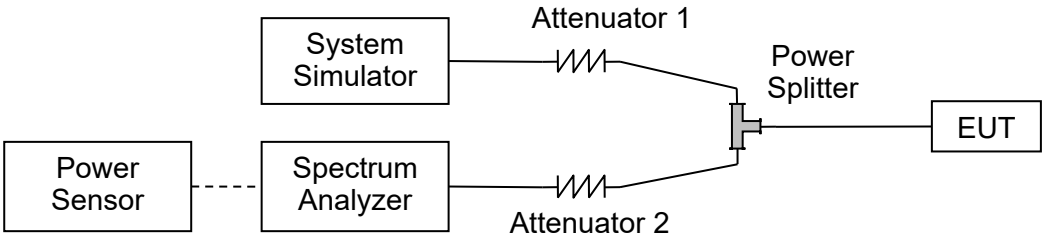

The EUT is coupled to the Spectrum Analyzer (SA) and the System Simulator (SS) with Attenuators through the Power Splitter; the RF load attached to the EUT antenna terminal is 50Ohm; the path loss as the factor is calibrated to correct the reading. The EUT is commanded by the SS to operate at the maximum output power. A call is established between the EUT and the SS.

2.5.3. Test Procedure

KDB 971168 D01v03 Section 6.0 and ANSI/TIA-603-E-2016.

2.5.4. Test Result

Band2 / 1.4MHz / Low CH / QPSK / 1 RB

Band2 / 1.4MHz / Low CH / QPSK / FULL RB

Band2 / 1.4MHz / High CH / QPSK / 1 RB

Band2 / 1.4MHz / High CH / QPSK / FULL RB

Band2 / 3MHz / Low CH / QPSK / 1 RB

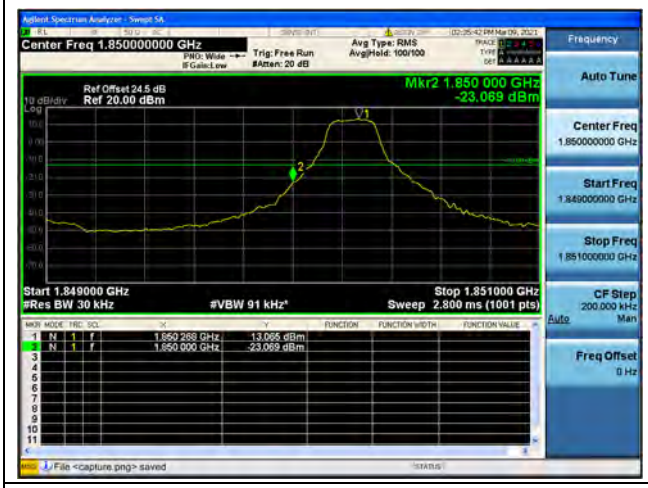

Band2 / 3MHz / Low CH / QPSK / FULL RB

Band2 / 3MHz / High CH / QPSK / 1 RB

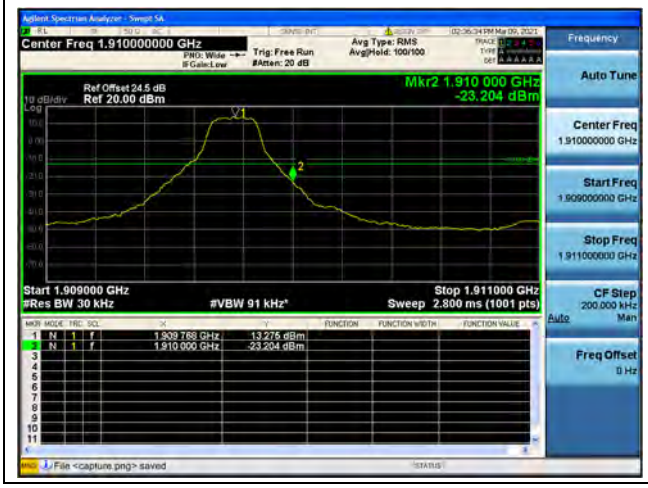

Band2 / 3MHz / High CH / QPSK / FULL RB

Band2 / 5MHz / Low CH / QPSK / 1 RB

Band2 / 5MHz / Low CH / QPSK / FULL RB

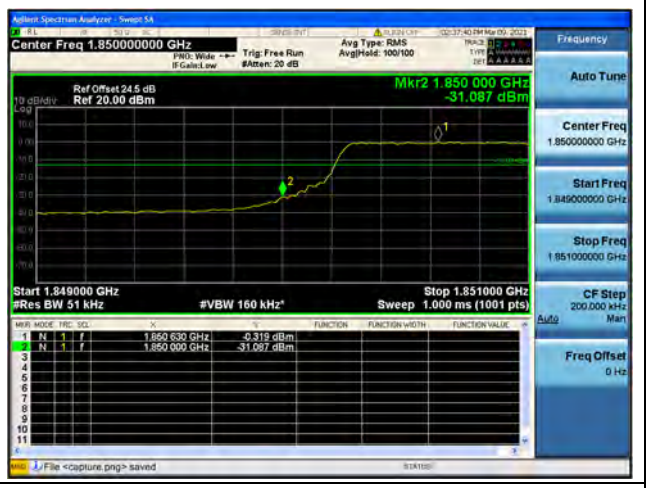

Band2 / 5MHz / High CH / QPSK / 1 RB

Band2 / 5MHz / High CH / QPSK / FULL RB

Band2 / 10MHz / Low CH / QPSK / 1 RB

Band2 / 10MHz / Low CH / QPSK / FULL RB

Band2 / 10MHz / High CH / QPSK / 1 RB

Band2 / 10MHz / High CH / QPSK / FULL RB

Band2 / 15MHz / Low CH / QPSK / 1 RB

Band2 / 15MHz / Low CH / QPSK / FULL RB

Band2 / 15MHz / High CH / QPSK / 1 RB

Band2 / 15MHz / High CH / QPSK / FULL RB

Band2 / 20MHz / Low CH / QPSK / 1 RB

Band2 / 20MHz / Low CH / QPSK / FULL RB

Band2 / 20MHz / High CH / QPSK / 1 RB

Band2 / 20MHz / High CH / QPSK / FULL RB

Band4 / 1.4MHz / Low CH / QPSK / 1 RB

Band4 / 1.4MHz / Low CH / QPSK / FULL RB

Band4 / 1.4MHz / High CH / QPSK / 1 RB

Band4 / 1.4MHz / High CH / QPSK / FULL RB

Band4 / 3MHz / Low CH / QPSK / 1 RB

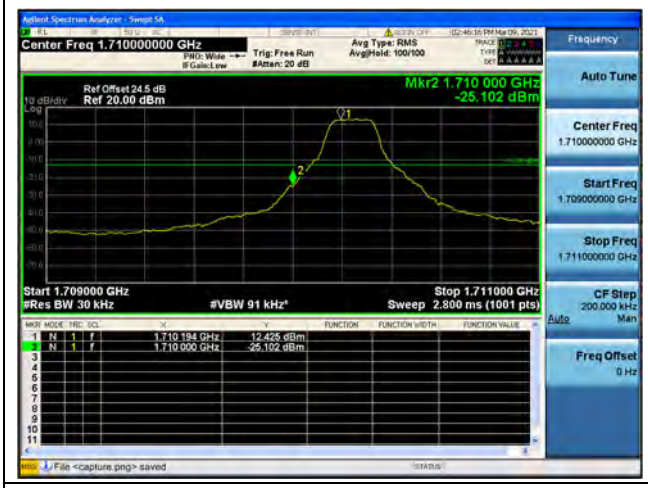

Band4 / 3MHz / Low CH / QPSK / FULL RB

Band4 / 3MHz / High CH / QPSK / 1 RB

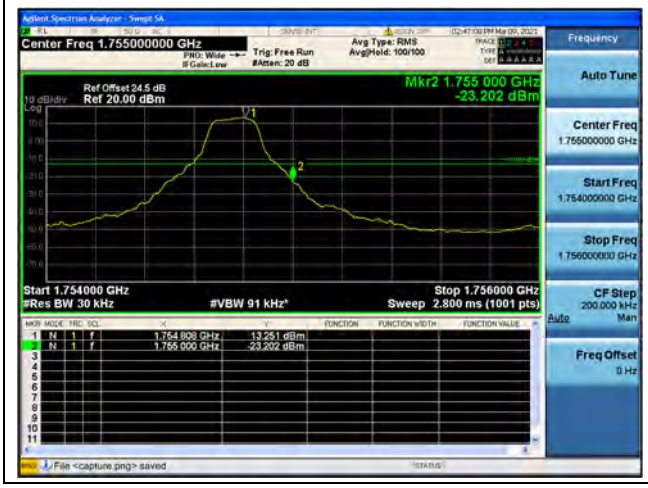

Band4 / 3MHz / High CH / QPSK / FULL RB

Band4 / 5MHz / Low CH / QPSK / 1 RB

Band4 / 5MHz / Low CH / QPSK / FULL RB

Band4 / 5MHz / High CH / QPSK / 1 RB

Band4 / 5MHz / High CH / QPSK / FULL RB

Band4 / 10MHz / Low CH / QPSK / 1 RB

Band4 / 10MHz / Low CH / QPSK / FULL RB

Band4 / 10MHz / High CH / QPSK / 1 RB

Band4 / 10MHz / High CH / QPSK / FULL RB

Band4 / 15MHz / Low CH / QPSK / 1 RB

Band4 / 15MHz / Low CH / QPSK / FULL RB

Band4 / 15MHz / High CH / QPSK / 1 RB

Band4 / 15MHz / High CH / QPSK / FULL RB

Band4 / 20MHz / Low CH / QPSK / 1 RB

Band4 / 20MHz / Low CH / QPSK / FULL RB

Band4 / 20MHz / High CH / QPSK / 1 RB

Band4 / 20MHz / High CH / QPSK / FULL RB

Band5 / 1.4MHz / Low CH / QPSK / 1 RB

Band5 / 1.4MHz / Low CH / QPSK / FULL RB

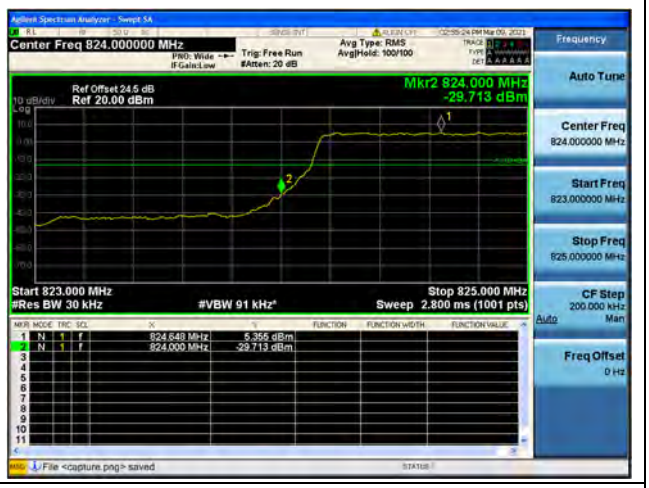

Band5 / 1.4MHz / High CH / QPSK / 1 RB

Band5 / 1.4MHz / High CH / QPSK / FULL RB

Band5 / 3MHz / Low CH / QPSK / 1 RB

Band5 / 3MHz / Low CH / QPSK / FULL RB

Band5 / 3MHz / High CH / QPSK / 1 RB

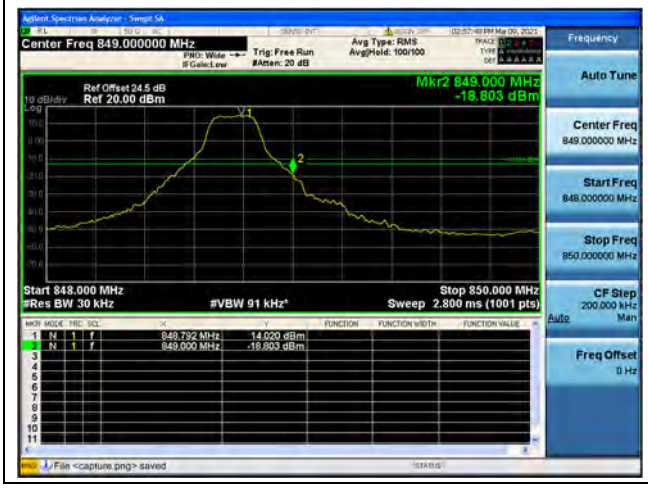

Band5 / 3MHz / High CH / QPSK / FULL RB

Band5 / 5MHz / Low CH / QPSK / 1 RB

Band5 / 5MHz / Low CH / QPSK / FULL RB

Band5 / 5MHz / High CH / QPSK / 1 RB

Band5 / 5MHz / High CH / QPSK / FULL RB

Band5 / 10MHz / Low CH / QPSK / 1 RB

Band5 / 10MHz / Low CH / QPSK / FULL RB

Band5 / 10MHz / High CH / QPSK / 1 RB

Band5 / 10MHz / High CH / QPSK / FULL RB

Band7 / 5MHz / Low CH / QPSK / 1 RB

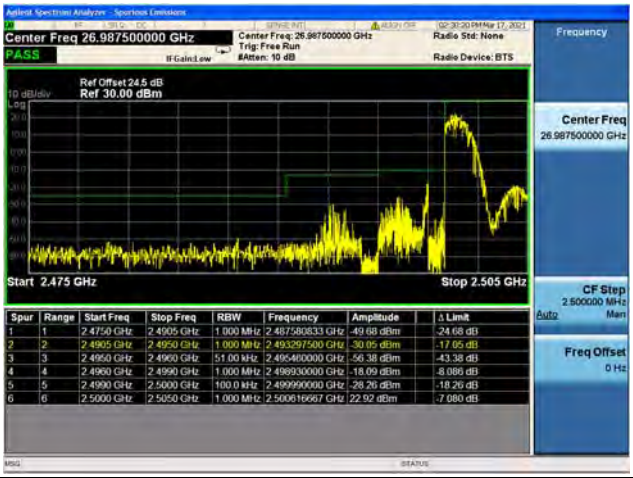

Band7 / 5MHz / Low CH / QPSK / FULL RB

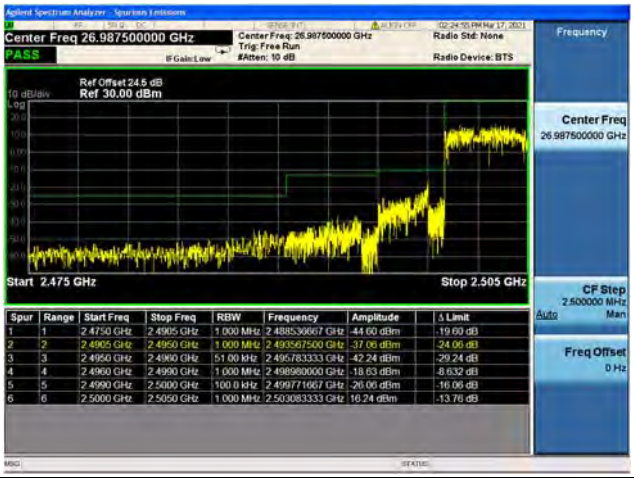

Band7 / 5MHz / High CH / QPSK / 1 RB

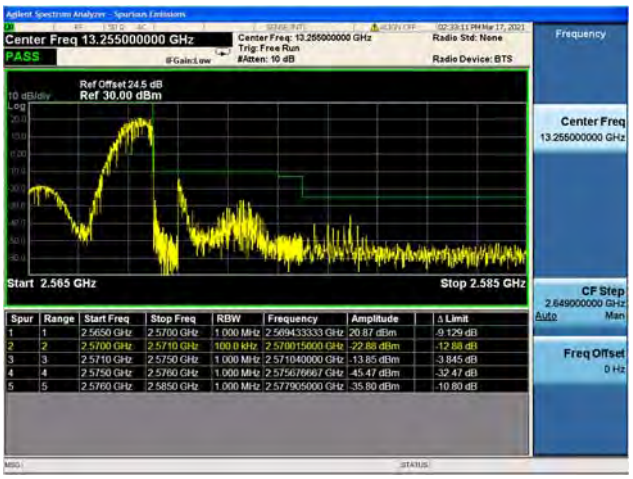

Band7 / 5MHz / High CH / QPSK / FULL RB

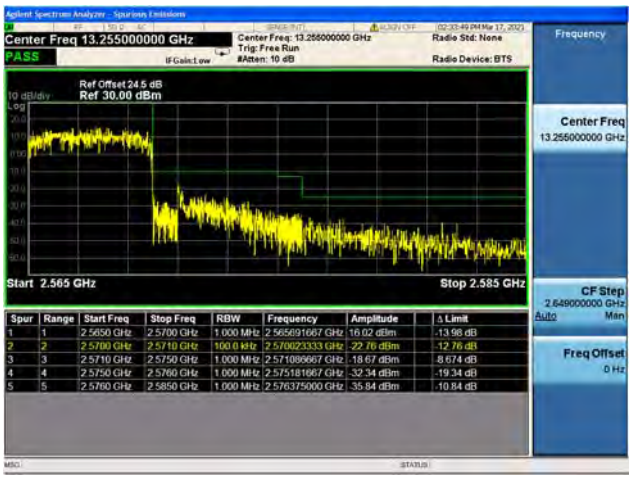

Band7 / 10MHz / Low CH / QPSK / 1 RB

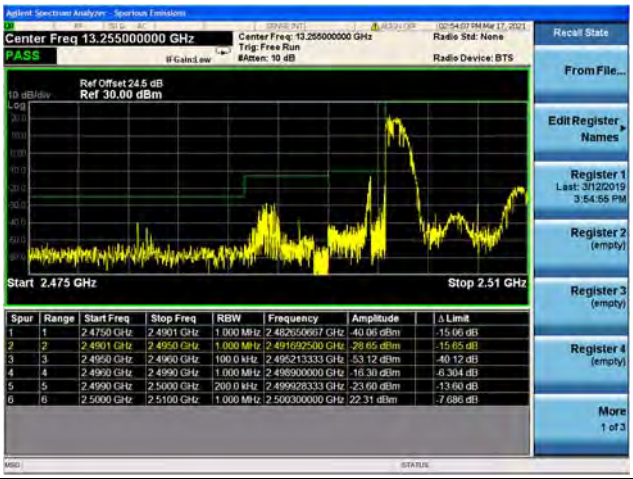

Spur	Range	Start Freq	Stop Freq	RBW	Frequency	Amplitude	Δ Limit
1	1	2.4750 GHz	2.4901 GHz	1.000 MHz	2.482650667 GHz	-40.06 dBm	-15.06 dB
2	2	2.4901 GHz	2.4950 GHz	1.000 MHz	2.491692500 GHz	-29.65 dBm	-15.65 dB
3	3	2.4950 GHz	2.4960 GHz	100.0 kHz	2.495213333 GHz	-53.12 dBm	-40.12 dB
4	4	2.4960 GHz	2.4990 GHz	1.000 MHz	2.498900000 GHz	-16.30 dBm	-6.304 dB
5	5	2.4990 GHz	2.5000 GHz	200.0 kHz	2.499928333 GHz	-23.60 dBm	-13.60 dB
6	6	2.5000 GHz	2.5100 GHz	1.000 MHz	2.500300000 GHz	22.31 dBm	-7.686 dB

Band7 / 10MHz / Low CH / QPSK / FULL RB

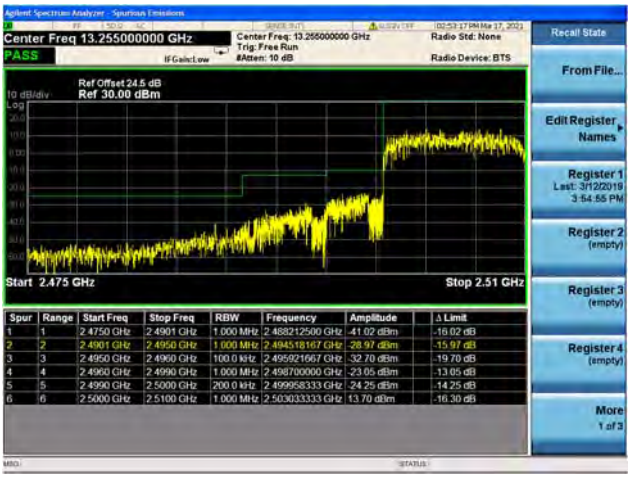

Spur	Range	Start Freq	Stop Freq	RBW	Frequency	Amplitude	Δ Limit
1	1	2.4750 GHz	2.4901 GHz	1.000 MHz	2.488212500 GHz	-41.02 dBm	-16.02 dB
2	2	2.4901 GHz	2.4950 GHz	1.000 MHz	2.494518167 GHz	-28.97 dBm	-15.97 dB
3	3	2.4950 GHz	2.4960 GHz	100.0 kHz	2.495921667 GHz	-32.70 dBm	-19.70 dB
4	4	2.4960 GHz	2.4990 GHz	1.000 MHz	2.498700000 GHz	-23.05 dBm	-13.05 dB
5	5	2.4990 GHz	2.5000 GHz	200.0 kHz	2.499958333 GHz	-24.25 dBm	-14.25 dB
6	6	2.5000 GHz	2.5100 GHz	1.000 MHz	2.503033333 GHz	13.70 dBm	-16.30 dB

Band7 / 10MHz / High CH / QPSK / 1 RB

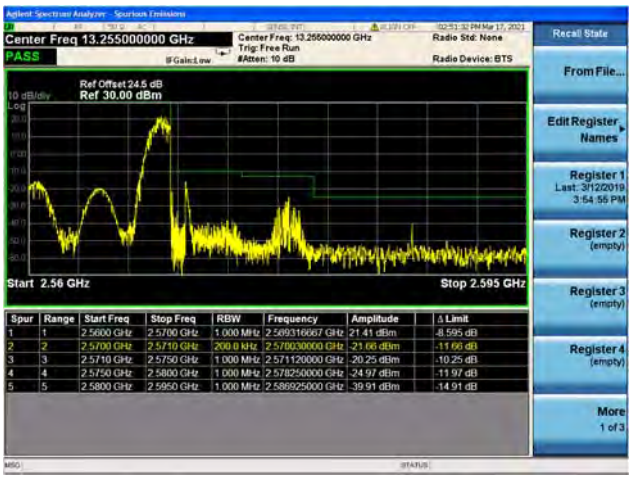

Spur	Range	Start Freq	Stop Freq	RBW	Frequency	Amplitude	Δ Limit
1	1	2.5600 GHz	2.5700 GHz	1.000 MHz	2.569316667 GHz	21.41 dBm	-8.595 dB
2	2	2.5700 GHz	2.5710 GHz	200.0 kHz	2.570030000 GHz	-21.66 dBm	-11.66 dB
3	3	2.5710 GHz	2.5750 GHz	1.000 MHz	2.571120000 GHz	-20.25 dBm	-10.25 dB
4	4	2.5750 GHz	2.5800 GHz	1.000 MHz	2.578250000 GHz	-24.97 dBm	-11.97 dB
5	5	2.5800 GHz	2.5950 GHz	1.000 MHz	2.586925000 GHz	-39.91 dBm	-14.91 dB

Band7 / 10MHz / High CH / QPSK / FULL RB

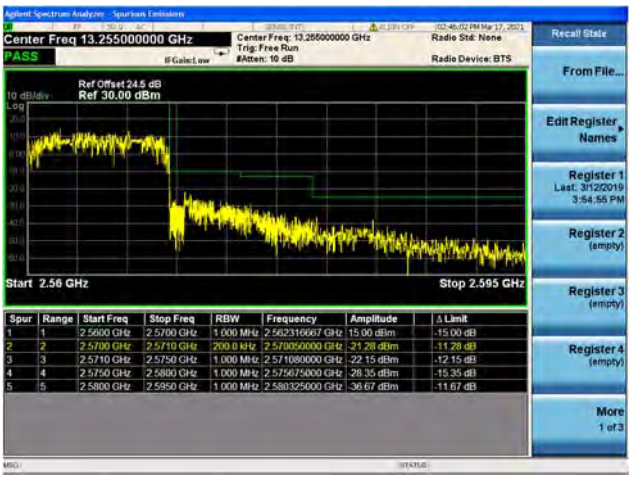

Spur	Range	Start Freq	Stop Freq	RBW	Frequency	Amplitude	Δ Limit
1	1	2.5600 GHz	2.5700 GHz	1.000 MHz	2.562316667 GHz	15.00 dBm	-15.00 dB
2	2	2.5700 GHz	2.5710 GHz	200.0 kHz	2.570050000 GHz	-21.28 dBm	-11.28 dB
3	3	2.5710 GHz	2.5750 GHz	1.000 MHz	2.571080000 GHz	-22.15 dBm	-12.15 dB
4	4	2.5750 GHz	2.5800 GHz	1.000 MHz	2.575675000 GHz	-28.35 dBm	-15.35 dB
5	5	2.5800 GHz	2.5950 GHz	1.000 MHz	2.580325000 GHz	-36.67 dBm	-11.67 dB

Band7 / 15MHz / Low CH / QPSK / 1 RB

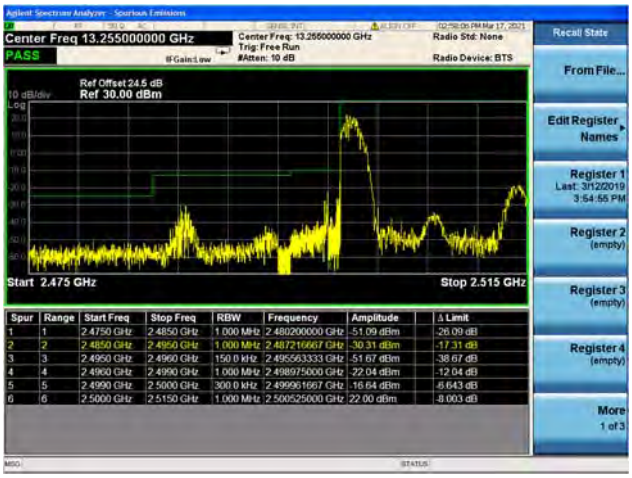

Spur	Range	Start Freq	Stop Freq	RBW	Frequency	Amplitude	Δ Limit
1	1	2.4750 GHz	2.4850 GHz	1.000 MHz	2.480200000 GHz	-51.09 dBm	-26.09 dB
2	2	2.4850 GHz	2.4950 GHz	1.000 MHz	2.487216667 GHz	-30.31 dBm	-17.31 dB
3	3	2.4950 GHz	2.4960 GHz	150.0 kHz	2.495563333 GHz	-51.67 dBm	-38.67 dB
4	4	2.4960 GHz	2.4990 GHz	1.000 MHz	2.498975000 GHz	-22.04 dBm	-12.04 dB
5	5	2.4990 GHz	2.5000 GHz	300.0 kHz	2.499961667 GHz	-16.64 dBm	-6.643 dB
6	6	2.5000 GHz	2.5150 GHz	1.000 MHz	2.500525000 GHz	22.00 dBm	-8.003 dB

Band7 / 15MHz / Low CH / QPSK / FULL RB

Spur	Range	Start Freq	Stop Freq	RBW	Frequency	Amplitude	Δ Limit
1	1	2.4750 GHz	2.4850 GHz	1.000 MHz	2.484600000 GHz	-48.62 dBm	-23.02 dB
2	2	2.4850 GHz	2.4950 GHz	1.000 MHz	2.494783333 GHz	-27.77 dBm	-14.77 dB
3	3	2.4950 GHz	2.4960 GHz	150.0 kHz	2.495750000 GHz	-30.45 dBm	-17.45 dB
4	4	2.4960 GHz	2.4990 GHz	1.000 MHz	2.498280000 GHz	-24.59 dBm	-14.59 dB
5	5	2.4990 GHz	2.5000 GHz	300.0 kHz	2.499958333 GHz	-23.18 dBm	-13.18 dB
6	6	2.5000 GHz	2.5150 GHz	1.000 MHz	2.505275000 GHz	13.50 dBm	-16.50 dB

Band7 / 15MHz / High CH / QPSK / 1 RB

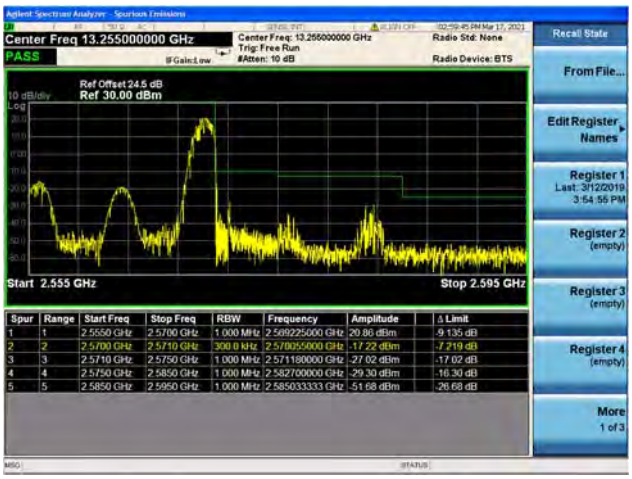

Spur	Range	Start Freq	Stop Freq	RBW	Frequency	Amplitude	Δ Limit
1	1	2.5550 GHz	2.5700 GHz	1.000 MHz	2.569225000 GHz	20.86 dBm	-9.135 dB
2	2	2.5700 GHz	2.5710 GHz	300.0 kHz	2.570055000 GHz	-17.22 dBm	-7.219 dB
3	3	2.5710 GHz	2.5750 GHz	1.000 MHz	2.571180000 GHz	-27.02 dBm	-17.02 dB
4	4	2.5750 GHz	2.5850 GHz	1.000 MHz	2.582700000 GHz	-29.30 dBm	-16.30 dB
5	5	2.5850 GHz	2.5950 GHz	1.000 MHz	2.585033333 GHz	-51.68 dBm	-26.68 dB

Band7 / 15MHz / High CH / QPSK / FULL RB

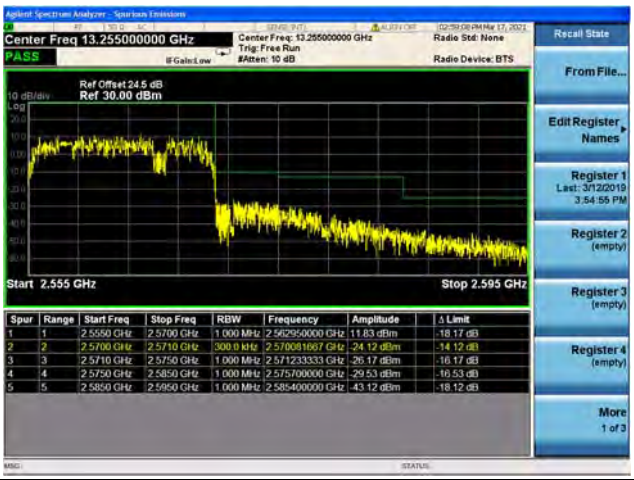

Spur	Range	Start Freq	Stop Freq	RBW	Frequency	Amplitude	Δ Limit
1	1	2.5550 GHz	2.5700 GHz	1.000 MHz	2.562950000 GHz	11.83 dBm	-18.17 dB
2	2	2.5700 GHz	2.5710 GHz	300.0 kHz	2.570081667 GHz	-24.12 dBm	-14.12 dB
3	3	2.5710 GHz	2.5750 GHz	1.000 MHz	2.571233333 GHz	-26.17 dBm	-16.17 dB
4	4	2.5750 GHz	2.5850 GHz	1.000 MHz	2.575700000 GHz	-29.53 dBm	-16.53 dB
5	5	2.5850 GHz	2.5950 GHz	1.000 MHz	2.585400000 GHz	-43.12 dBm	-18.12 dB

Band7 / 20MHz / Low CH / QPSK / 1 RB

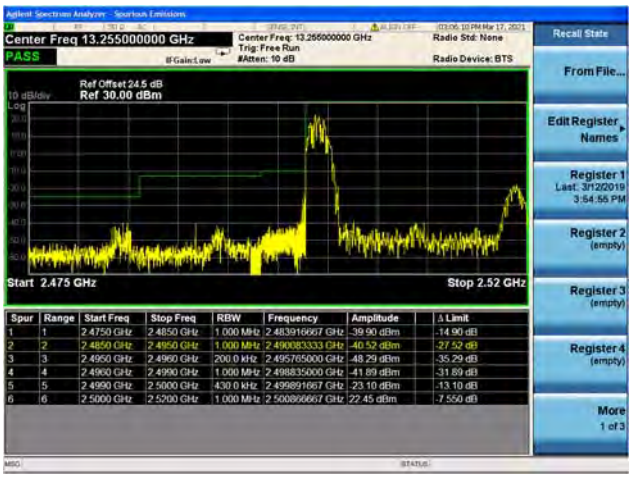

Spur	Range	Start Freq	Stop Freq	RBW	Frequency	Amplitude	Δ Limit
1	1	2.4750 GHz	2.4850 GHz	1.000 MHz	2.483916667 GHz	-39.90 dBm	-14.90 dB
2	2	2.4850 GHz	2.4950 GHz	1.000 MHz	2.490083333 GHz	-40.52 dBm	-27.52 dB
3	3	2.4950 GHz	2.4960 GHz	200.0 kHz	2.495765000 GHz	-48.29 dBm	-35.29 dB
4	4	2.4960 GHz	2.4990 GHz	1.000 MHz	2.498835000 GHz	-41.89 dBm	-31.89 dB
5	5	2.4990 GHz	2.5000 GHz	430.0 kHz	2.499891667 GHz	-23.10 dBm	-13.10 dB
6	6	2.5000 GHz	2.5200 GHz	1.000 MHz	2.508866667 GHz	22.45 dBm	-7.550 dB

Band7 / 20MHz / Low CH / QPSK / FULL RB

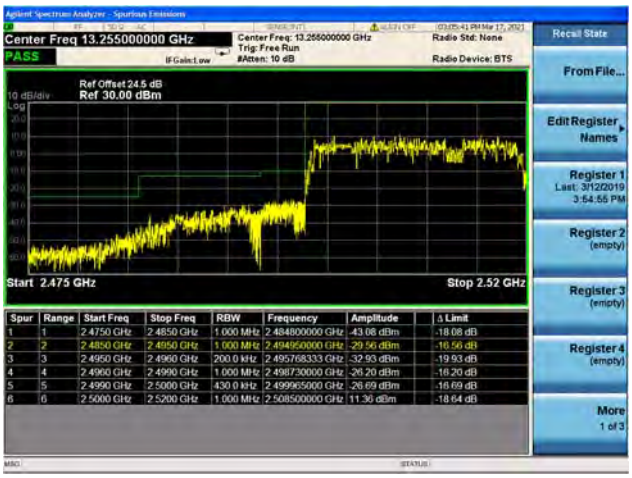

Spur	Range	Start Freq	Stop Freq	RBW	Frequency	Amplitude	Δ Limit
1	1	2.4750 GHz	2.4850 GHz	1.000 MHz	2.484800000 GHz	-43.08 dBm	-18.08 dB
2	2	2.4850 GHz	2.4950 GHz	1.000 MHz	2.494950000 GHz	-29.56 dBm	-16.56 dB
3	3	2.4950 GHz	2.4960 GHz	200.0 kHz	2.495768333 GHz	-32.93 dBm	-19.93 dB
4	4	2.4960 GHz	2.4990 GHz	1.000 MHz	2.498730000 GHz	-26.20 dBm	-16.20 dB
5	5	2.4990 GHz	2.5000 GHz	430.0 kHz	2.499965000 GHz	-26.69 dBm	-16.69 dB
6	6	2.5000 GHz	2.5200 GHz	1.000 MHz	2.508500000 GHz	11.36 dBm	-18.64 dB

Band7 / 20MHz / High CH / QPSK / 1 RB

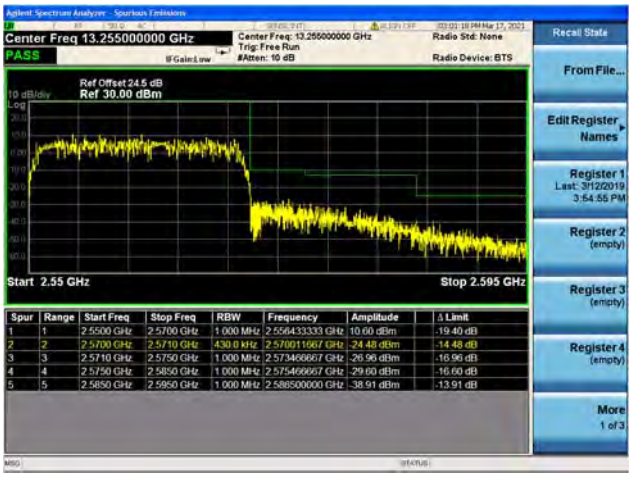

Spur	Range	Start Freq	Stop Freq	RBW	Frequency	Amplitude	Δ Limit
1	1	2.5500 GHz	2.5700 GHz	1.000 MHz	2.556433333 GHz	10.60 dBm	-19.40 dB
2	2	2.5700 GHz	2.5710 GHz	430.0 kHz	2.570011667 GHz	-24.48 dBm	-14.48 dB
3	3	2.5710 GHz	2.5750 GHz	1.000 MHz	2.573466667 GHz	-26.96 dBm	-16.96 dB
4	4	2.5750 GHz	2.5850 GHz	1.000 MHz	2.575466667 GHz	-29.60 dBm	-16.60 dB
5	5	2.5850 GHz	2.5950 GHz	1.000 MHz	2.588500000 GHz	-38.91 dBm	-13.91 dB

Band7 / 20MHz / High CH / QPSK / FULL RB

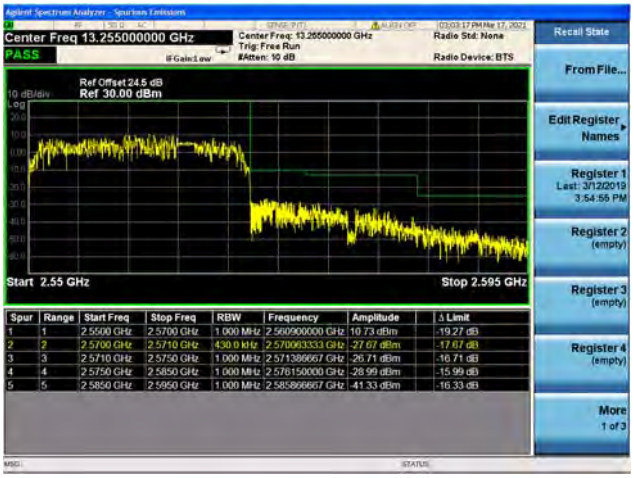

Spur	Range	Start Freq	Stop Freq	RBW	Frequency	Amplitude	Δ Limit
1	1	2.5500 GHz	2.5700 GHz	1.000 MHz	2.560900000 GHz	10.73 dBm	-19.27 dB
2	2	2.5700 GHz	2.5710 GHz	430.0 kHz	2.570063333 GHz	-27.67 dBm	-17.67 dB
3	3	2.5710 GHz	2.5750 GHz	1.000 MHz	2.571386667 GHz	-26.71 dBm	-16.71 dB
4	4	2.5750 GHz	2.5850 GHz	1.000 MHz	2.576150000 GHz	-28.99 dBm	-15.99 dB
5	5	2.5850 GHz	2.5950 GHz	1.000 MHz	2.585866667 GHz	-41.33 dBm	-16.33 dB

Band12 / 1.4MHz / Low CH / QPSK / 1 RB

Band12 / 1.4MHz / Low CH / QPSK / FULL RB

Band12 / 1.4MHz / High CH / QPSK / 1 RB

Band12 / 1.4MHz / High CH / QPSK / FULL RB

Band12 / 3MHz / Low CH / QPSK / 1 RB

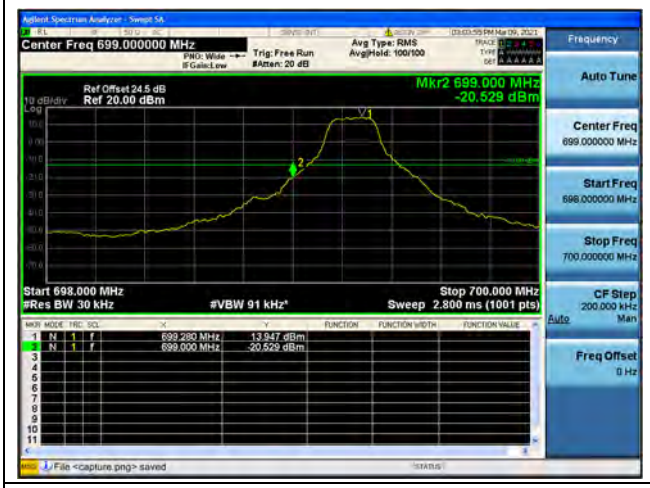

Band12 / 3MHz / Low CH / QPSK / FULL RB

Band12 / 3MHz / High CH / QPSK / 1 RB

Band12 / 3MHz / High CH / QPSK / FULL RB

Band12 / 5MHz / Low CH / QPSK / 1 RB

Band12 / 5MHz / Low CH / QPSK / FULL RB

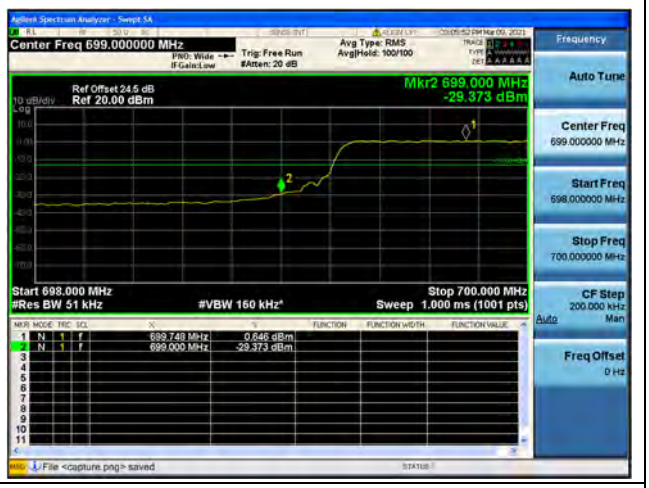

Band12 / 5MHz / High CH / QPSK / 1 RB

Band12 / 5MHz / High CH / QPSK / FULL RB

Band12 / 10MHz / Low CH / QPSK / 1 RB

Band12 / 10MHz / Low CH / QPSK / FULL RB

Band12 / 10MHz / High CH / QPSK / 1 RB

Band12 / 10MHz / High CH / QPSK / FULL RB

Band13 / 5MHz / Low CH / QPSK / 1 RB

Band13 / 5MHz / Low CH / QPSK / FULL RB

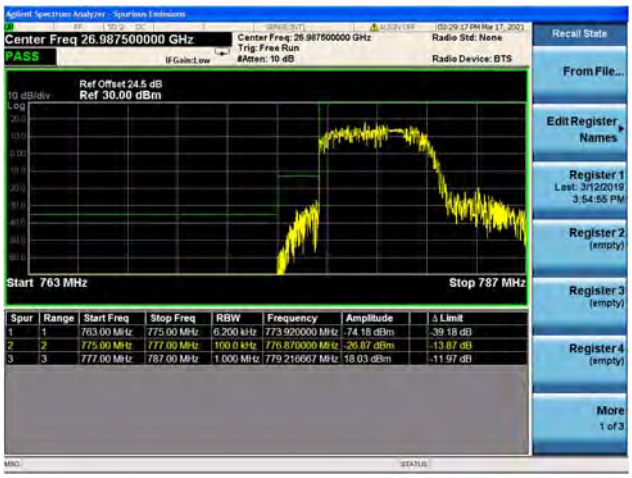

Band13 / 5MHz / High CH / QPSK / 1 RB

Band13 / 5MHz / High CH / QPSK / FULL RB

Band13 / 10MHz / Low CH / QPSK / 1 RB

Band13 / 10MHz / Low CH / QPSK / FULL RB

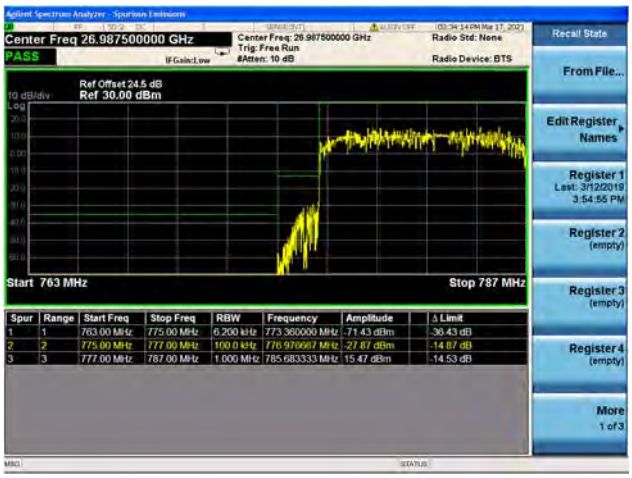

Band13 / 10MHz / High CH / QPSK / 1 RB

Band13 / 10MHz / High CH / QPSK / FULL RB

Band17 / 5MHz / Low CH / QPSK / 1 RB

Band17 / 5MHz / Low CH / QPSK / FULL RB

Band17 / 5MHz / High CH / QPSK / 1 RB

Band17 / 5MHz / High CH / QPSK / FULL RB

Band17 / 10MHz / Low CH / QPSK / 1 RB

Band17 / 10MHz / Low CH / QPSK / FULL RB

Band17 / 10MHz / High CH / QPSK / 1 RB

Band17 / 10MHz / High CH / QPSK / FULL RB

Band25 / 1.4MHz / Low CH / QPSK / 1 RB

Band25 / 1.4MHz / Low CH / QPSK / FULL RB

Band25 / 1.4MHz / High CH / QPSK / 1 RB

Band25 / 1.4MHz / High CH / QPSK / FULL RB

Band25 / 3MHz / Low CH / QPSK / 1 RB

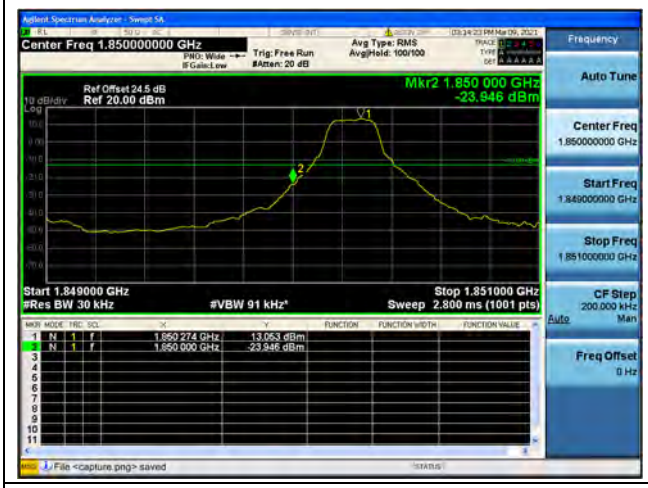

Band25 / 3MHz / Low CH / QPSK / FULL RB

Band25 / 3MHz / High CH / QPSK / 1 RB

Band25 / 3MHz / High CH / QPSK / FULL RB

Band25 / 5MHz / Low CH / QPSK / 1 RB

Band25 / 5MHz / Low CH / QPSK / FULL RB

Band25 / 5MHz / High CH / QPSK / 1 RB

Band25 / 5MHz / High CH / QPSK / FULL RB

Band25 / 10MHz / Low CH / QPSK / 1 RB

Band25 / 10MHz / Low CH / QPSK / FULL RB

Band25 / 10MHz / High CH / QPSK / 1 RB

Band25 / 10MHz / High CH / QPSK / FULL RB