LTE Band 7 / 10MHz

Middle Channel / QPSK

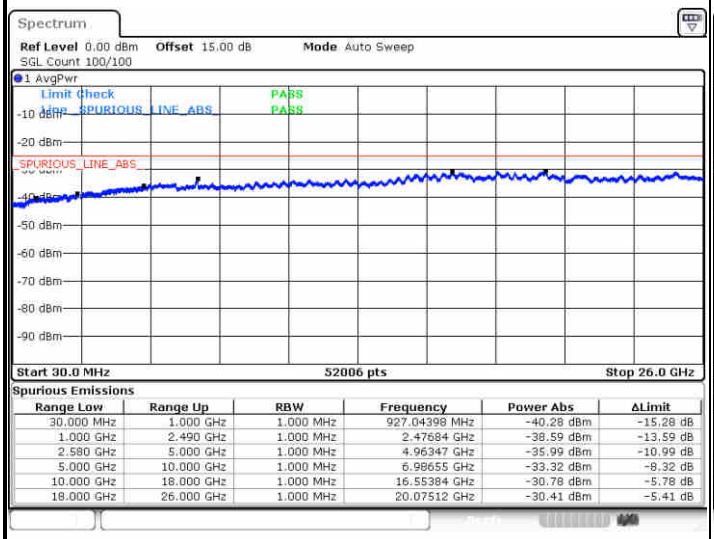

Spurious Emissions

Range Low	Range Up	RBW	Frequency	Power Abs	ΔLimit
30.000 MHz	1.000 GHz	1.000 MHz	927.04398 MHz	-40.28 dBm	-15.28 dB
1.000 GHz	2.490 GHz	1.000 MHz	2.47684 GHz	-38.59 dBm	-13.59 dB
2.580 GHz	5.000 GHz	1.000 MHz	4.96347 GHz	-35.99 dBm	-10.99 dB
5.000 GHz	10.000 GHz	1.000 MHz	6.98655 GHz	-33.32 dBm	-8.32 dB
10.000 GHz	18.000 GHz	1.000 MHz	16.55384 GHz	-30.78 dBm	-5.78 dB
18.000 GHz	26.000 GHz	1.000 MHz	20.07512 GHz	-30.41 dBm	-5.41 dB

Date: 9.JAN.2020 12:53:11

Middle Channel / 16QAM

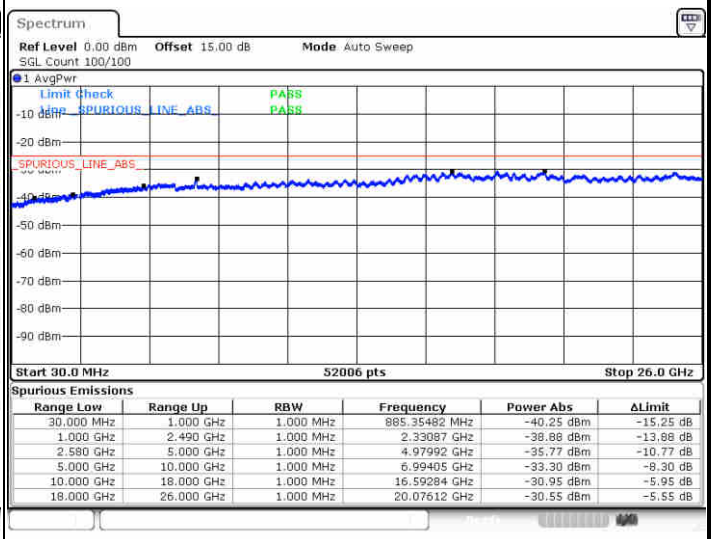

Spurious Emissions

Range Low	Range Up	RBW	Frequency	Power Abs	ΔLimit
30.000 MHz	1.000 GHz	1.000 MHz	885.35482 MHz	-40.25 dBm	-15.25 dB
1.000 GHz	2.490 GHz	1.000 MHz	2.33087 GHz	-38.88 dBm	-13.88 dB
2.580 GHz	5.000 GHz	1.000 MHz	4.97992 GHz	-35.77 dBm	-10.77 dB
5.000 GHz	10.000 GHz	1.000 MHz	6.99405 GHz	-33.30 dBm	-8.30 dB
10.000 GHz	18.000 GHz	1.000 MHz	16.59284 GHz	-30.95 dBm	-5.95 dB
18.000 GHz	26.000 GHz	1.000 MHz	20.07612 GHz	-30.55 dBm	-5.55 dB

Date: 9.JAN.2020 12:53:56

Highest Channel / QPSK

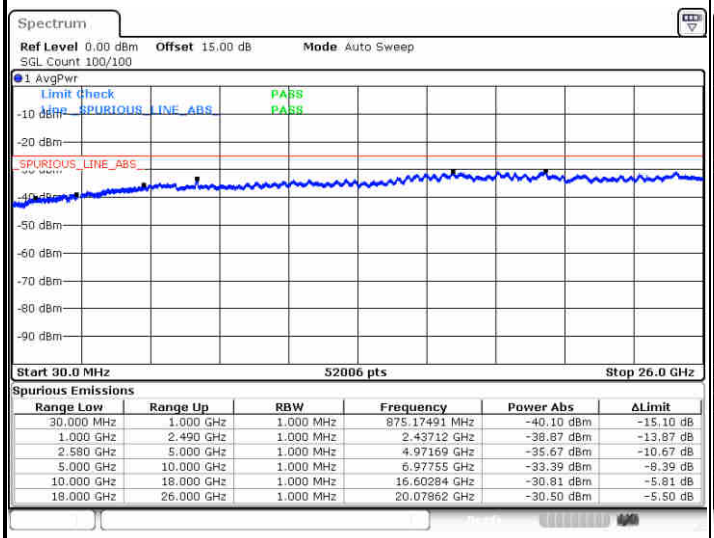

Spurious Emissions

Range Low	Range Up	RBW	Frequency	Power Abs	ΔLimit
30.000 MHz	1.000 GHz	1.000 MHz	875.17491 MHz	-40.10 dBm	-15.10 dB
1.000 GHz	2.490 GHz	1.000 MHz	2.43712 GHz	-38.87 dBm	-13.87 dB
2.580 GHz	5.000 GHz	1.000 MHz	4.97169 GHz	-35.67 dBm	-10.67 dB
5.000 GHz	10.000 GHz	1.000 MHz	6.97755 GHz	-33.39 dBm	-8.39 dB
10.000 GHz	18.000 GHz	1.000 MHz	16.60284 GHz	-30.81 dBm	-5.81 dB
18.000 GHz	26.000 GHz	1.000 MHz	20.07862 GHz	-30.50 dBm	-5.50 dB

Date: 9.JAN.2020 12:59:27

Highest Channel / 16QAM

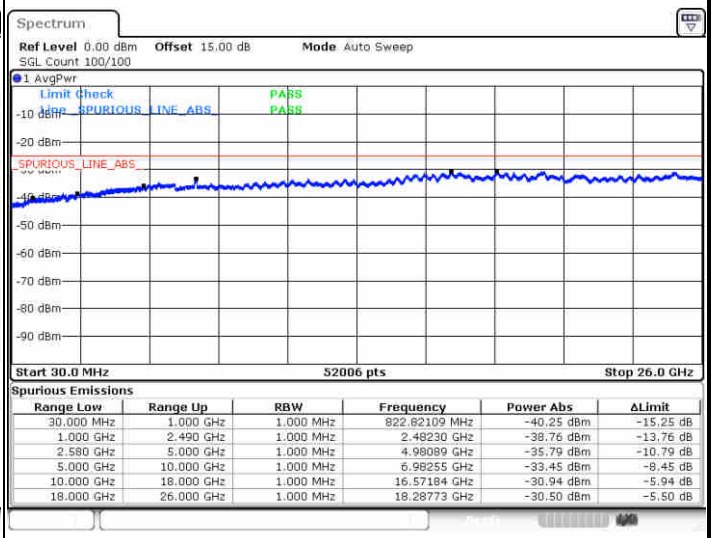

Spurious Emissions

Range Low	Range Up	RBW	Frequency	Power Abs	ΔLimit
30.000 MHz	1.000 GHz	1.000 MHz	822.82109 MHz	-40.25 dBm	-15.25 dB
1.000 GHz	2.490 GHz	1.000 MHz	2.48230 GHz	-38.76 dBm	-13.76 dB
2.580 GHz	5.000 GHz	1.000 MHz	4.98089 GHz	-35.79 dBm	-10.79 dB
5.000 GHz	10.000 GHz	1.000 MHz	6.98255 GHz	-33.45 dBm	-8.45 dB
10.000 GHz	18.000 GHz	1.000 MHz	16.57184 GHz	-30.94 dBm	-5.94 dB
18.000 GHz	26.000 GHz	1.000 MHz	18.28773 GHz	-30.50 dBm	-5.50 dB

Date: 9.JAN.2020 13:00:13

LTE Band 7 / 15MHz

Lowest Channel / QPSK

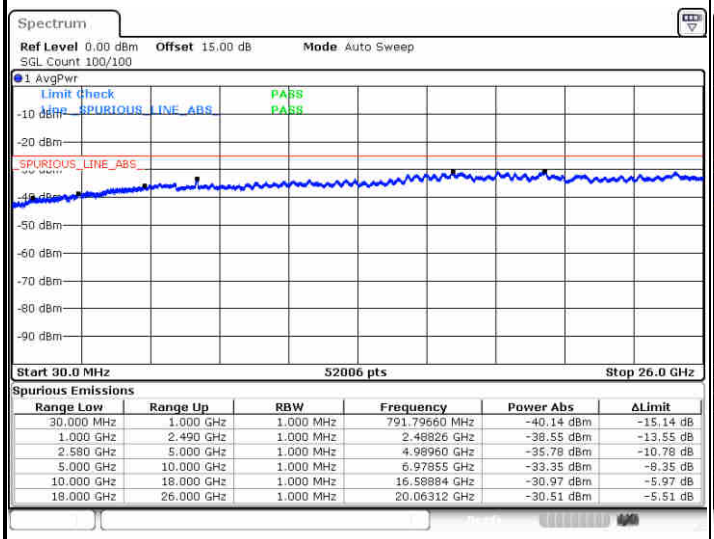

Spurious Emissions

Range Low	Range Up	RBW	Frequency	Power Abs	ΔLimit
30.000 MHz	1.000 GHz	1.000 MHz	791.79660 MHz	-40.14 dBm	-15.14 dB
1.000 GHz	2.490 GHz	1.000 MHz	2.48826 GHz	-38.55 dBm	-13.55 dB
2.580 GHz	5.000 GHz	1.000 MHz	4.98960 GHz	-35.78 dBm	-10.78 dB
5.000 GHz	10.000 GHz	1.000 MHz	6.97855 GHz	-33.35 dBm	-8.35 dB
10.000 GHz	18.000 GHz	1.000 MHz	16.58884 GHz	-30.97 dBm	-5.97 dB
18.000 GHz	26.000 GHz	1.000 MHz	20.06312 GHz	-30.51 dBm	-5.51 dB

Date: 9.JAN.2020 13:05:45

Lowest Channel / 16QAM

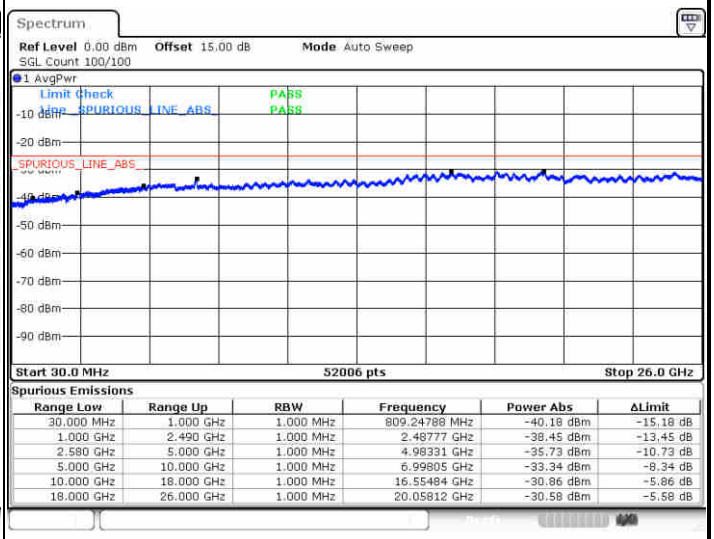

Spurious Emissions

Range Low	Range Up	RBW	Frequency	Power Abs	ΔLimit
30.000 MHz	1.000 GHz	1.000 MHz	809.24788 MHz	-40.18 dBm	-15.18 dB
1.000 GHz	2.490 GHz	1.000 MHz	2.48777 GHz	-38.45 dBm	-13.45 dB
2.580 GHz	5.000 GHz	1.000 MHz	4.98331 GHz	-35.73 dBm	-10.73 dB
5.000 GHz	10.000 GHz	1.000 MHz	6.99805 GHz	-33.34 dBm	-8.34 dB
10.000 GHz	18.000 GHz	1.000 MHz	16.55484 GHz	-30.86 dBm	-5.86 dB
18.000 GHz	26.000 GHz	1.000 MHz	20.05812 GHz	-30.58 dBm	-5.58 dB

Date: 9.JAN.2020 13:06:30

Middle Channel / QPSK

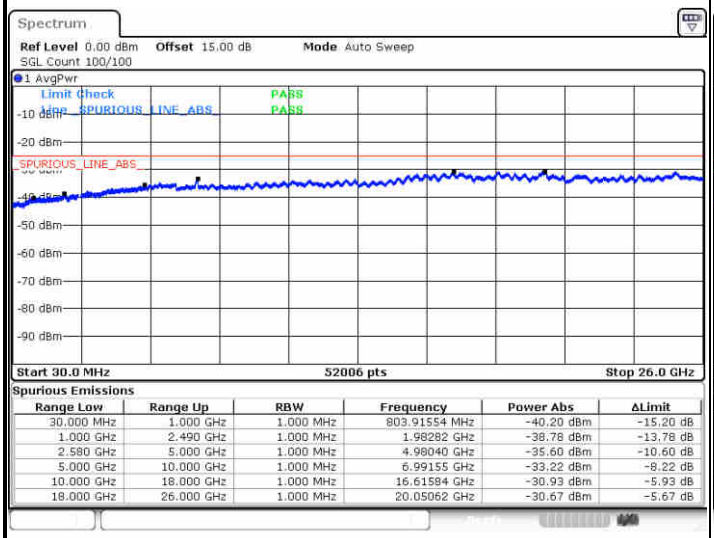

Spurious Emissions

Range Low	Range Up	RBW	Frequency	Power Abs	ΔLimit
30.000 MHz	1.000 GHz	1.000 MHz	803.91554 MHz	-40.20 dBm	-15.20 dB
1.000 GHz	2.490 GHz	1.000 MHz	1.98282 GHz	-38.78 dBm	-13.78 dB
2.580 GHz	5.000 GHz	1.000 MHz	4.98040 GHz	-35.60 dBm	-10.60 dB
5.000 GHz	10.000 GHz	1.000 MHz	6.99155 GHz	-33.22 dBm	-8.22 dB
10.000 GHz	18.000 GHz	1.000 MHz	16.61584 GHz	-30.93 dBm	-5.93 dB
18.000 GHz	26.000 GHz	1.000 MHz	20.05062 GHz	-30.67 dBm	-5.67 dB

Date: 9.JAN.2020 13:07:59

Middle Channel / 16QAM

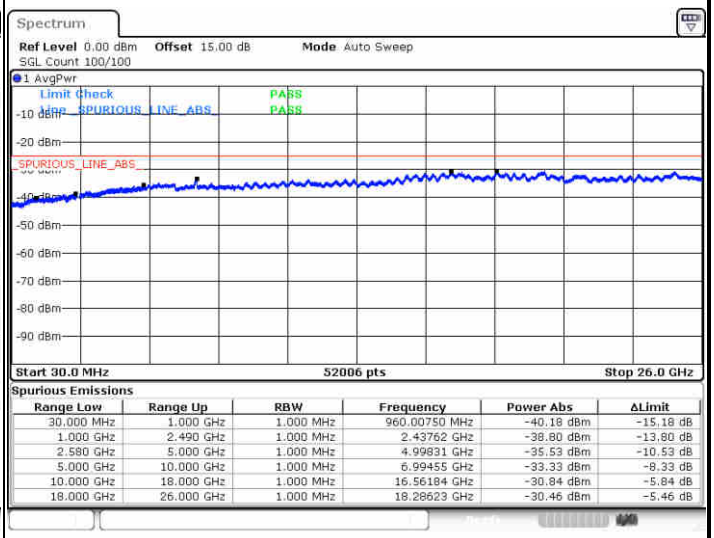

Spurious Emissions

Range Low	Range Up	RBW	Frequency	Power Abs	ΔLimit
30.000 MHz	1.000 GHz	1.000 MHz	960.00750 MHz	-40.18 dBm	-15.18 dB
1.000 GHz	2.490 GHz	1.000 MHz	2.43762 GHz	-38.80 dBm	-13.80 dB
2.580 GHz	5.000 GHz	1.000 MHz	4.99831 GHz	-35.53 dBm	-10.53 dB
5.000 GHz	10.000 GHz	1.000 MHz	6.99455 GHz	-33.33 dBm	-8.33 dB
10.000 GHz	18.000 GHz	1.000 MHz	16.56184 GHz	-30.84 dBm	-5.84 dB
18.000 GHz	26.000 GHz	1.000 MHz	18.28623 GHz	-30.46 dBm	-5.46 dB

Date: 9.JAN.2020 13:08:44

LTE Band7 / 15MHz

Highest Channel / QPSK

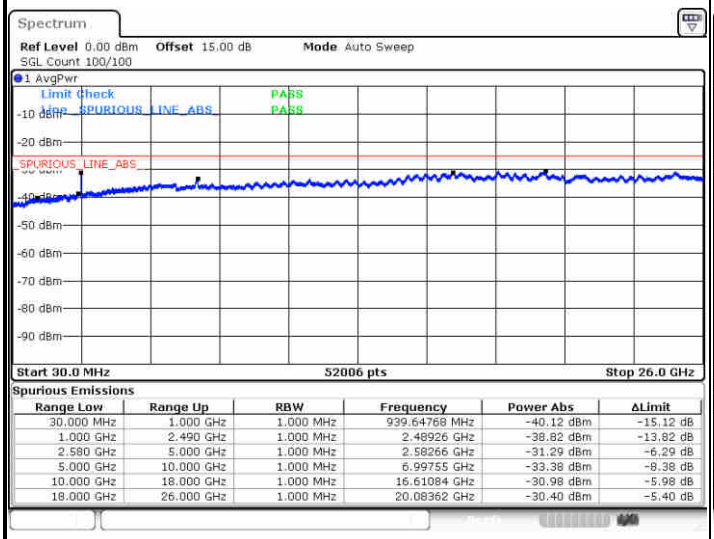

Spurious Emissions

Range Low	Range Up	RBW	Frequency	Power Abs	ΔLimit
30.000 MHz	1.000 GHz	1.000 MHz	939.64768 MHz	-40.12 dBm	-15.12 dB
1.000 GHz	2.490 GHz	1.000 MHz	2.48926 GHz	-38.82 dBm	-13.82 dB
2.580 GHz	5.000 GHz	1.000 MHz	2.58266 GHz	-31.29 dBm	-6.29 dB
5.000 GHz	10.000 GHz	1.000 MHz	6.99755 GHz	-33.38 dBm	-8.38 dB
10.000 GHz	18.000 GHz	1.000 MHz	16.61084 GHz	-30.98 dBm	-5.98 dB
18.000 GHz	26.000 GHz	1.000 MHz	20.08362 GHz	-30.40 dBm	-5.40 dB

Date: 9.JAN.2020 13:14:15

Highest Channel / 16QAM

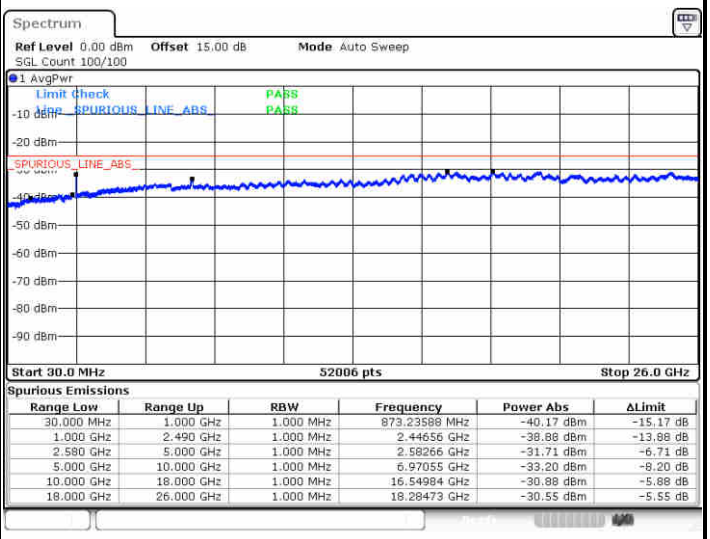

Spurious Emissions

Range Low	Range Up	RBW	Frequency	Power Abs	ΔLimit
30.000 MHz	1.000 GHz	1.000 MHz	873.23588 MHz	-40.17 dBm	-15.17 dB
1.000 GHz	2.490 GHz	1.000 MHz	2.44656 GHz	-38.88 dBm	-13.88 dB
2.580 GHz	5.000 GHz	1.000 MHz	2.58266 GHz	-31.71 dBm	-6.71 dB
5.000 GHz	10.000 GHz	1.000 MHz	6.97055 GHz	-33.20 dBm	-8.20 dB
10.000 GHz	18.000 GHz	1.000 MHz	16.54984 GHz	-30.88 dBm	-5.88 dB
18.000 GHz	26.000 GHz	1.000 MHz	18.28473 GHz	-30.55 dBm	-5.55 dB

Date: 9.JAN.2020 13:15:01

LTE Band 7 / 20MHz

Lowest Channel / QPSK

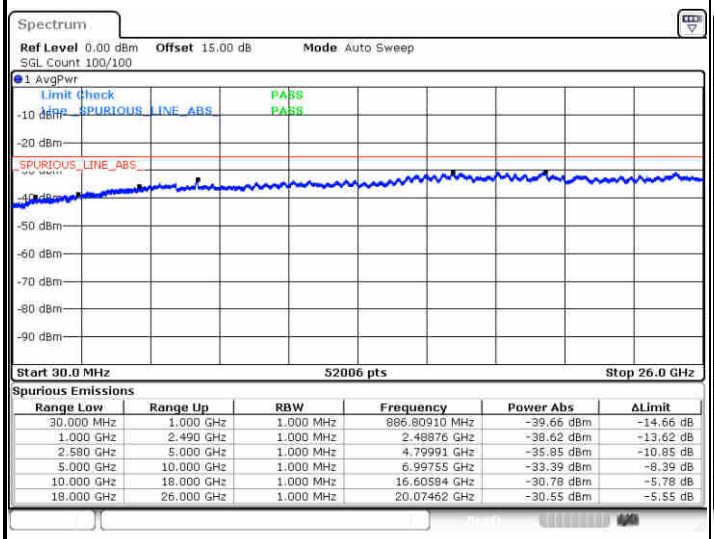

Spurious Emissions

Range Low	Range Up	RBW	Frequency	Power Abs	ΔLimit
30.000 MHz	1.000 GHz	1.000 MHz	886.80910 MHz	-39.66 dBm	-14.66 dB
1.000 GHz	2.490 GHz	1.000 MHz	2.48876 GHz	-38.62 dBm	-13.62 dB
2.580 GHz	5.000 GHz	1.000 MHz	4.79991 GHz	-35.85 dBm	-10.85 dB
5.000 GHz	10.000 GHz	1.000 MHz	6.99755 GHz	-33.39 dBm	-8.39 dB
10.000 GHz	18.000 GHz	1.000 MHz	16.60584 GHz	-30.78 dBm	-5.78 dB
18.000 GHz	26.000 GHz	1.000 MHz	20.07462 GHz	-30.55 dBm	-5.55 dB

Date: 9.JAN.2020 13:20:32

Lowest Channel / 16QAM

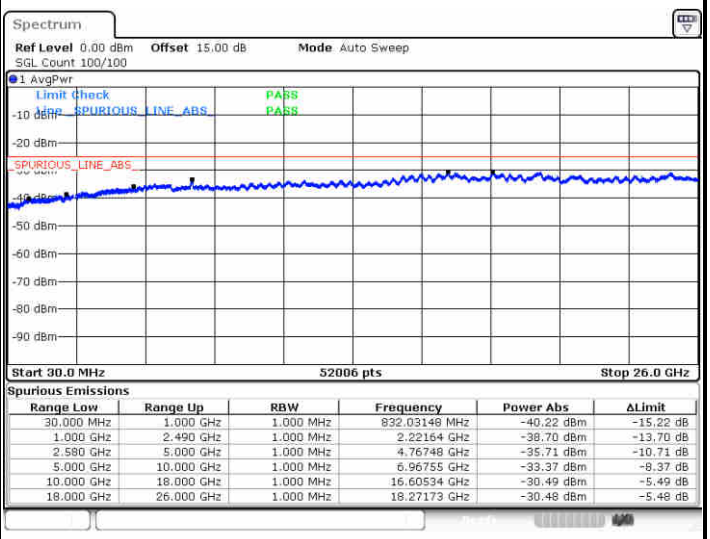

Spurious Emissions

Range Low	Range Up	RBW	Frequency	Power Abs	ΔLimit
30.000 MHz	1.000 GHz	1.000 MHz	832.03148 MHz	-40.22 dBm	-15.22 dB
1.000 GHz	2.490 GHz	1.000 MHz	2.22164 GHz	-38.70 dBm	-13.70 dB
2.580 GHz	5.000 GHz	1.000 MHz	4.76748 GHz	-35.71 dBm	-10.71 dB
5.000 GHz	10.000 GHz	1.000 MHz	6.96755 GHz	-33.37 dBm	-8.37 dB
10.000 GHz	18.000 GHz	1.000 MHz	16.60534 GHz	-30.49 dBm	-5.49 dB
18.000 GHz	26.000 GHz	1.000 MHz	18.27173 GHz	-30.48 dBm	-5.48 dB

Date: 9.JAN.2020 13:21:18

LTE Band 7 / 20MHz

Middle Channel / QPSK

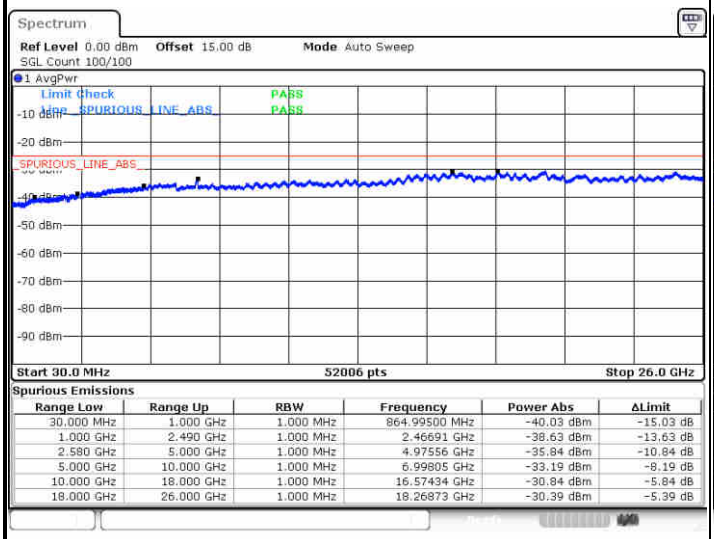

Spurious Emissions

Range Low	Range Up	RBW	Frequency	Power Abs	ΔLimit
30.000 MHz	1.000 GHz	1.000 MHz	864.99500 MHz	-40.03 dBm	-15.03 dB
1.000 GHz	2.490 GHz	1.000 MHz	2.46691 GHz	-38.63 dBm	-13.63 dB
2.580 GHz	5.000 GHz	1.000 MHz	4.97556 GHz	-35.84 dBm	-10.84 dB
5.000 GHz	10.000 GHz	1.000 MHz	6.99805 GHz	-33.19 dBm	-8.19 dB
10.000 GHz	18.000 GHz	1.000 MHz	16.57434 GHz	-30.84 dBm	-5.84 dB
18.000 GHz	26.000 GHz	1.000 MHz	18.26873 GHz	-30.39 dBm	-5.39 dB

Date: 9.JAN.2020 13:22:47

Middle Channel / 16QAM

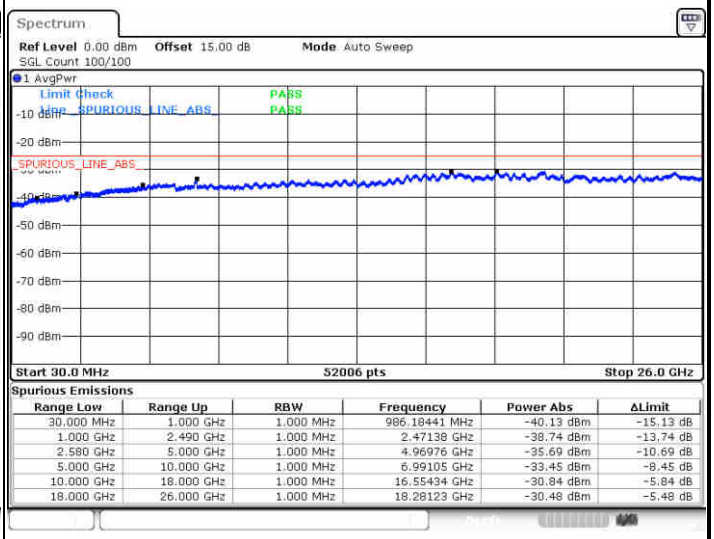

Spurious Emissions

Range Low	Range Up	RBW	Frequency	Power Abs	ΔLimit
30.000 MHz	1.000 GHz	1.000 MHz	986.18441 MHz	-40.13 dBm	-15.13 dB
1.000 GHz	2.490 GHz	1.000 MHz	2.47138 GHz	-38.74 dBm	-13.74 dB
2.580 GHz	5.000 GHz	1.000 MHz	4.96976 GHz	-35.69 dBm	-10.69 dB
5.000 GHz	10.000 GHz	1.000 MHz	6.99105 GHz	-33.45 dBm	-8.45 dB
10.000 GHz	18.000 GHz	1.000 MHz	16.55434 GHz	-30.84 dBm	-5.84 dB
18.000 GHz	26.000 GHz	1.000 MHz	18.28123 GHz	-30.48 dBm	-5.48 dB

Date: 9.JAN.2020 13:23:32

Highest Channel / QPSK

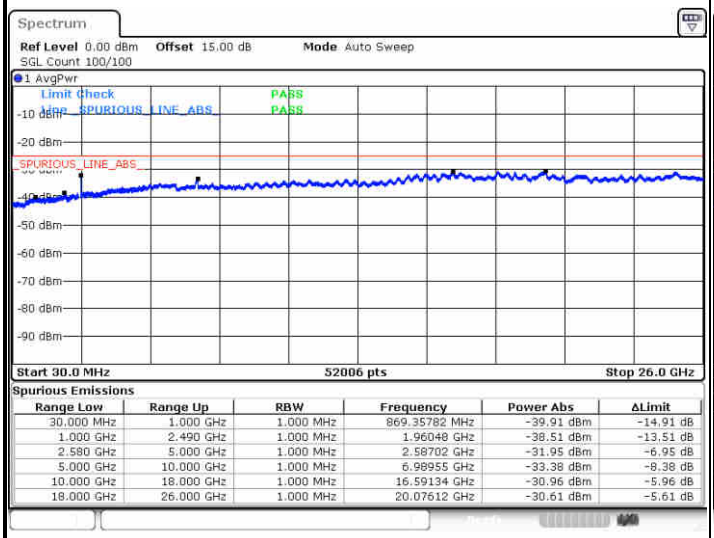

Spurious Emissions

Range Low	Range Up	RBW	Frequency	Power Abs	ΔLimit
30.000 MHz	1.000 GHz	1.000 MHz	869.35782 MHz	-39.91 dBm	-14.91 dB
1.000 GHz	2.490 GHz	1.000 MHz	1.96048 GHz	-38.51 dBm	-13.51 dB
2.580 GHz	5.000 GHz	1.000 MHz	2.58702 GHz	-31.95 dBm	-6.95 dB
5.000 GHz	10.000 GHz	1.000 MHz	6.98955 GHz	-33.38 dBm	-8.38 dB
10.000 GHz	18.000 GHz	1.000 MHz	16.59134 GHz	-30.96 dBm	-5.96 dB
18.000 GHz	26.000 GHz	1.000 MHz	20.07612 GHz	-30.61 dBm	-5.61 dB

Date: 9.JAN.2020 13:29:03

Highest Channel / 16QAM

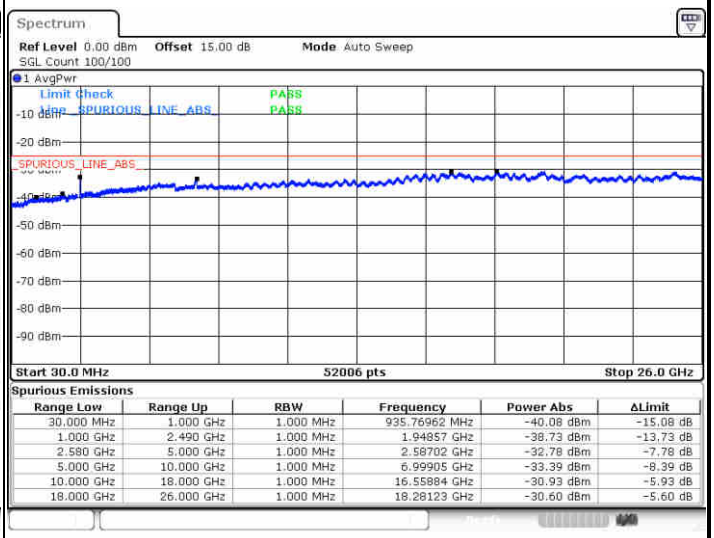

Spurious Emissions

Range Low	Range Up	RBW	Frequency	Power Abs	ΔLimit
30.000 MHz	1.000 GHz	1.000 MHz	935.76962 MHz	-40.08 dBm	-15.08 dB
1.000 GHz	2.490 GHz	1.000 MHz	1.94857 GHz	-38.73 dBm	-13.73 dB
2.580 GHz	5.000 GHz	1.000 MHz	2.58702 GHz	-32.78 dBm	-7.78 dB
5.000 GHz	10.000 GHz	1.000 MHz	6.99905 GHz	-33.39 dBm	-8.39 dB
10.000 GHz	18.000 GHz	1.000 MHz	16.55884 GHz	-30.93 dBm	-5.93 dB
18.000 GHz	26.000 GHz	1.000 MHz	18.28123 GHz	-30.60 dBm	-5.60 dB

Date: 9.JAN.2020 13:29:48

LTE Band 7 / 5MHz

Lowest Channel / 64QAM

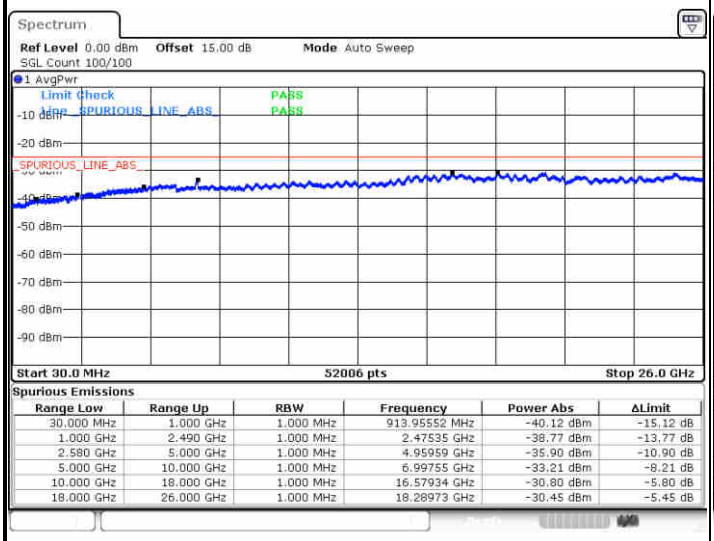

Spurious Emissions

Range Low	Range Up	RBW	Frequency	Power Abs	ΔLimit
30.000 MHz	1.000 GHz	1.000 MHz	913.95552 MHz	-40.12 dBm	-15.12 dB
1.000 GHz	2.490 GHz	1.000 MHz	2.47535 GHz	-38.77 dBm	-13.77 dB
2.580 GHz	5.000 GHz	1.000 MHz	4.95959 GHz	-35.90 dBm	-10.90 dB
5.000 GHz	10.000 GHz	1.000 MHz	6.99755 GHz	-33.21 dBm	-8.21 dB
10.000 GHz	18.000 GHz	1.000 MHz	16.57934 GHz	-30.80 dBm	-5.80 dB
18.000 GHz	26.000 GHz	1.000 MHz	18.28973 GHz	-30.45 dBm	-5.45 dB

Date: 9.JAN.2020 11:14:37

Middle Channel / 64QAM

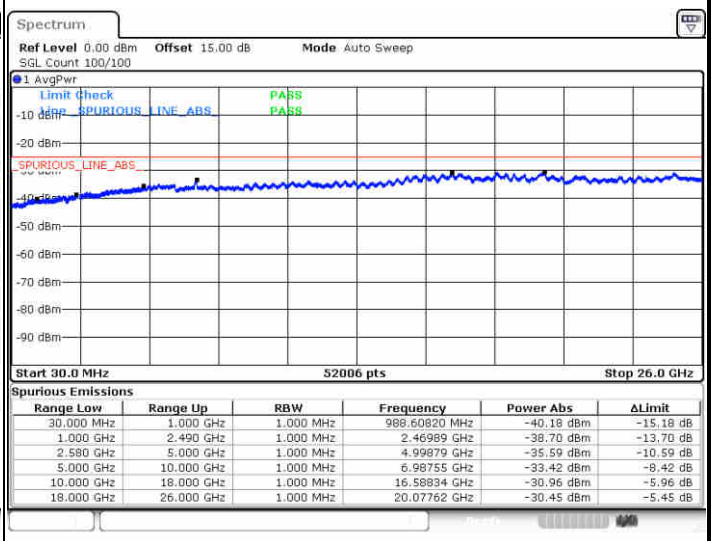

Spurious Emissions

Range Low	Range Up	RBW	Frequency	Power Abs	ΔLimit
30.000 MHz	1.000 GHz	1.000 MHz	988.60820 MHz	-40.18 dBm	-15.18 dB
1.000 GHz	2.490 GHz	1.000 MHz	2.46989 GHz	-38.70 dBm	-13.70 dB
2.580 GHz	5.000 GHz	1.000 MHz	4.99879 GHz	-35.59 dBm	-10.59 dB
5.000 GHz	10.000 GHz	1.000 MHz	6.98755 GHz	-33.42 dBm	-8.42 dB
10.000 GHz	18.000 GHz	1.000 MHz	16.58834 GHz	-30.96 dBm	-5.96 dB
18.000 GHz	26.000 GHz	1.000 MHz	20.07762 GHz	-30.45 dBm	-5.45 dB

Date: 9.JAN.2020 11:15:45

Highest Channel / 64QAM

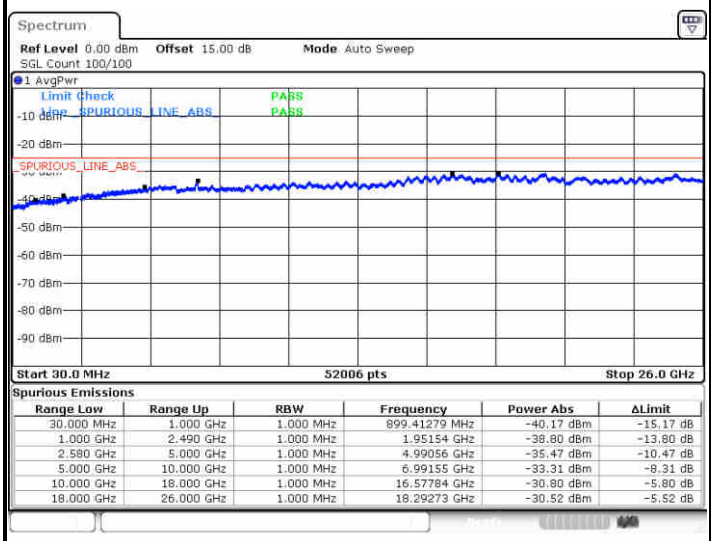

Spurious Emissions

Range Low	Range Up	RBW	Frequency	Power Abs	ΔLimit
30.000 MHz	1.000 GHz	1.000 MHz	899.41279 MHz	-40.17 dBm	-15.17 dB
1.000 GHz	2.490 GHz	1.000 MHz	1.95154 GHz	-38.80 dBm	-13.80 dB
2.580 GHz	5.000 GHz	1.000 MHz	4.99056 GHz	-35.47 dBm	-10.47 dB
5.000 GHz	10.000 GHz	1.000 MHz	6.99155 GHz	-33.31 dBm	-8.31 dB
10.000 GHz	18.000 GHz	1.000 MHz	16.57784 GHz	-30.80 dBm	-5.80 dB
18.000 GHz	26.000 GHz	1.000 MHz	18.29273 GHz	-30.52 dBm	-5.52 dB

Date: 9.JAN.2020 11:18:53

LTE Band 7 / 10MHz

Lowest Channel / 64QAM

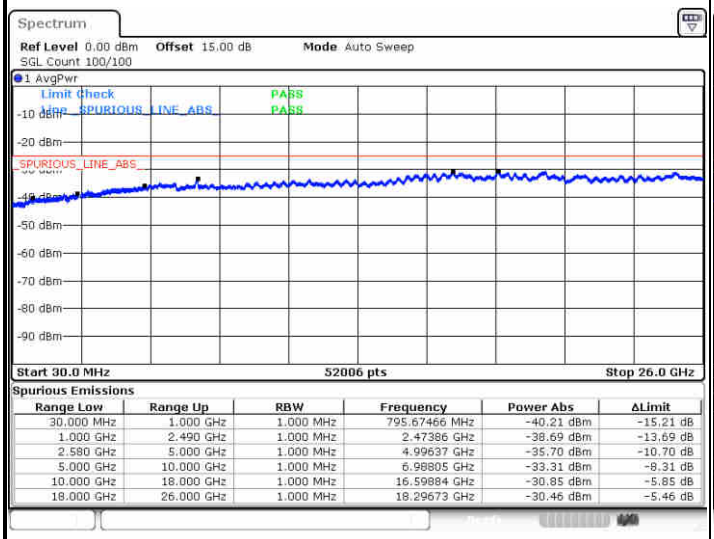

Spurious Emissions

Range Low	Range Up	RBW	Frequency	Power Abs	ΔLimit
30.000 MHz	1.000 GHz	1.000 MHz	795.67466 MHz	-40.21 dBm	-15.21 dB
1.000 GHz	2.490 GHz	1.000 MHz	2.47386 GHz	-38.69 dBm	-13.69 dB
2.580 GHz	5.000 GHz	1.000 MHz	4.99637 GHz	-35.70 dBm	-10.70 dB
5.000 GHz	10.000 GHz	1.000 MHz	6.98805 GHz	-33.31 dBm	-8.31 dB
10.000 GHz	18.000 GHz	1.000 MHz	16.59884 GHz	-30.85 dBm	-5.85 dB
18.000 GHz	26.000 GHz	1.000 MHz	18.29673 GHz	-30.46 dBm	-5.46 dB

Date: 9.JAN.2020 11:22:01

Middle Channel / 64QAM

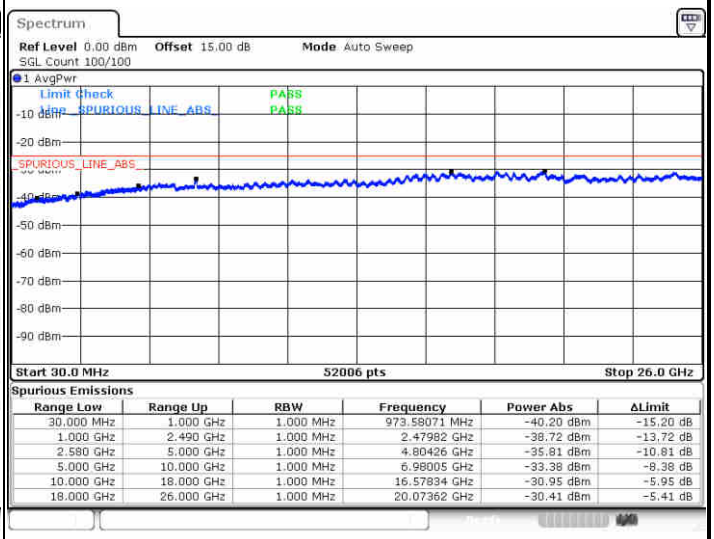

Spurious Emissions

Range Low	Range Up	RBW	Frequency	Power Abs	ΔLimit
30.000 MHz	1.000 GHz	1.000 MHz	973.58071 MHz	-40.20 dBm	-15.20 dB
1.000 GHz	2.490 GHz	1.000 MHz	2.47982 GHz	-38.72 dBm	-13.72 dB
2.580 GHz	5.000 GHz	1.000 MHz	4.80426 GHz	-35.81 dBm	-10.81 dB
5.000 GHz	10.000 GHz	1.000 MHz	6.98005 GHz	-33.38 dBm	-8.38 dB
10.000 GHz	18.000 GHz	1.000 MHz	16.57834 GHz	-30.95 dBm	-5.95 dB
18.000 GHz	26.000 GHz	1.000 MHz	20.07362 GHz	-30.41 dBm	-5.41 dB

Date: 9.JAN.2020 11:23:08

Highest Channel / 64QAM

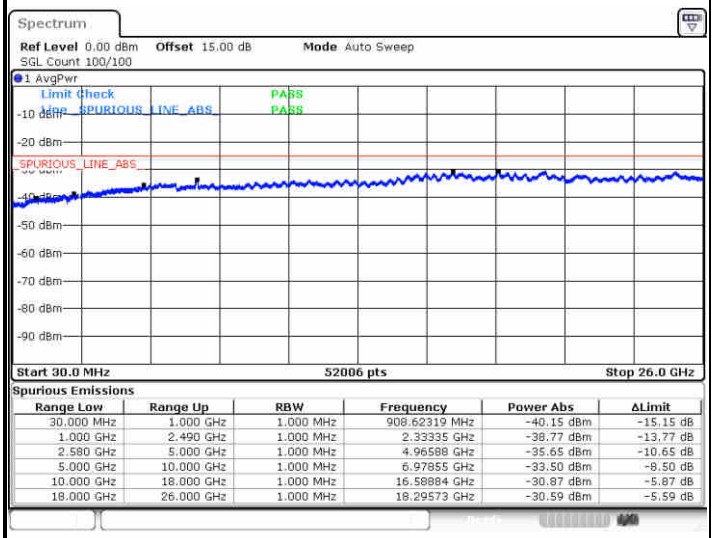

Spurious Emissions

Range Low	Range Up	RBW	Frequency	Power Abs	ΔLimit
30.000 MHz	1.000 GHz	1.000 MHz	908.62319 MHz	-40.15 dBm	-15.15 dB
1.000 GHz	2.490 GHz	1.000 MHz	2.33335 GHz	-38.77 dBm	-13.77 dB
2.580 GHz	5.000 GHz	1.000 MHz	4.96588 GHz	-35.65 dBm	-10.65 dB
5.000 GHz	10.000 GHz	1.000 MHz	6.97855 GHz	-33.50 dBm	-8.50 dB
10.000 GHz	18.000 GHz	1.000 MHz	16.58884 GHz	-30.87 dBm	-5.87 dB
18.000 GHz	26.000 GHz	1.000 MHz	18.29573 GHz	-30.59 dBm	-5.59 dB

Date: 9.JAN.2020 11:26:16

LTE Band 7 / 15MHz

Lowest Channel / 64QAM

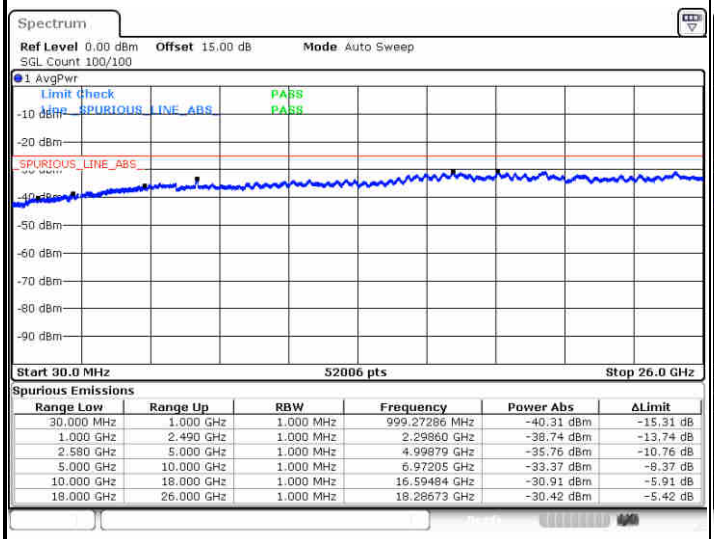

Spurious Emissions

Range Low	Range Up	RBW	Frequency	Power Abs	ΔLimit
30.000 MHz	1.000 GHz	1.000 MHz	999.27286 MHz	-40.31 dBm	-15.31 dB
1.000 GHz	2.490 GHz	1.000 MHz	2.29860 GHz	-38.74 dBm	-13.74 dB
2.580 GHz	5.000 GHz	1.000 MHz	4.99879 GHz	-35.76 dBm	-10.76 dB
5.000 GHz	10.000 GHz	1.000 MHz	6.97205 GHz	-33.37 dBm	-8.37 dB
10.000 GHz	18.000 GHz	1.000 MHz	16.59484 GHz	-30.91 dBm	-5.91 dB
18.000 GHz	26.000 GHz	1.000 MHz	18.28673 GHz	-30.42 dBm	-5.42 dB

Date: 9.JAN.2020 11:29:24

Middle Channel / 64QAM

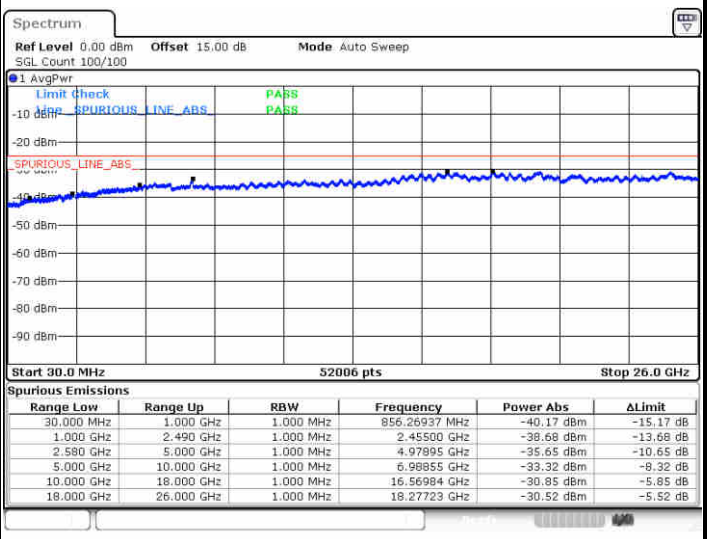

Spurious Emissions

Range Low	Range Up	RBW	Frequency	Power Abs	ΔLimit
30.000 MHz	1.000 GHz	1.000 MHz	856.26937 MHz	-40.17 dBm	-15.17 dB
1.000 GHz	2.490 GHz	1.000 MHz	2.45500 GHz	-38.68 dBm	-13.68 dB
2.580 GHz	5.000 GHz	1.000 MHz	4.97895 GHz	-35.65 dBm	-10.65 dB
5.000 GHz	10.000 GHz	1.000 MHz	6.98855 GHz	-33.32 dBm	-8.32 dB
10.000 GHz	18.000 GHz	1.000 MHz	16.56984 GHz	-30.85 dBm	-5.85 dB
18.000 GHz	26.000 GHz	1.000 MHz	18.27723 GHz	-30.52 dBm	-5.52 dB

Date: 9.JAN.2020 11:30:31

Highest Channel / 64QAM

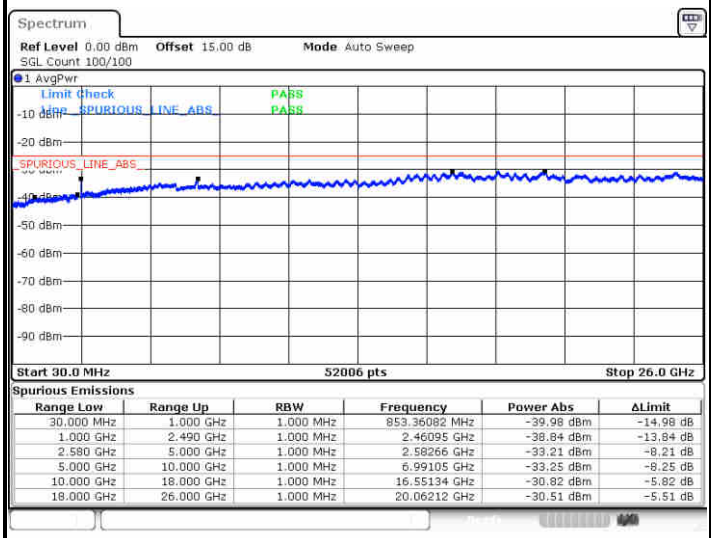

Spurious Emissions

Range Low	Range Up	RBW	Frequency	Power Abs	ΔLimit
30.000 MHz	1.000 GHz	1.000 MHz	853.36082 MHz	-39.98 dBm	-14.98 dB
1.000 GHz	2.490 GHz	1.000 MHz	2.46095 GHz	-38.84 dBm	-13.84 dB
2.580 GHz	5.000 GHz	1.000 MHz	2.58266 GHz	-33.21 dBm	-8.21 dB
5.000 GHz	10.000 GHz	1.000 MHz	6.99105 GHz	-33.25 dBm	-8.25 dB
10.000 GHz	18.000 GHz	1.000 MHz	16.55134 GHz	-30.82 dBm	-5.82 dB
18.000 GHz	26.000 GHz	1.000 MHz	20.06212 GHz	-30.51 dBm	-5.51 dB

Date: 9.JAN.2020 11:33:40

LTE Band 7 / 20MHz

Lowest Channel / 64QAM

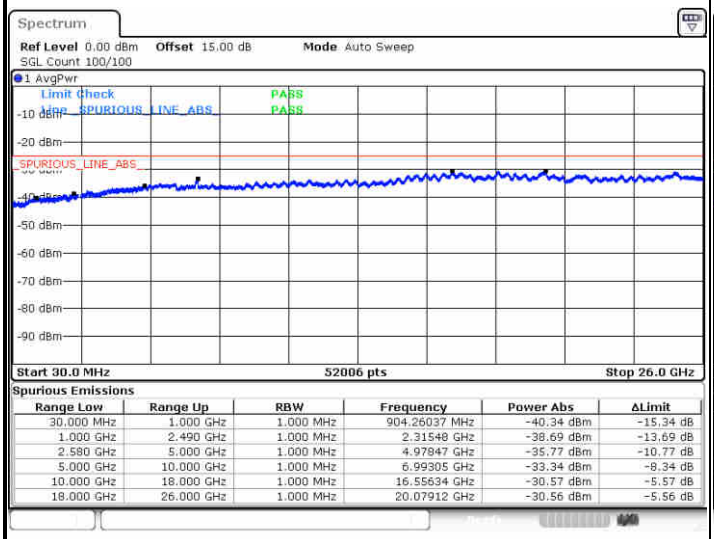

Spurious Emissions

Range Low	Range Up	RBW	Frequency	Power Abs	ΔLimit
30.000 MHz	1.000 GHz	1.000 MHz	904.26037 MHz	-40.34 dBm	-15.34 dB
1.000 GHz	2.490 GHz	1.000 MHz	2.31548 GHz	-38.69 dBm	-13.69 dB
2.580 GHz	5.000 GHz	1.000 MHz	4.97847 GHz	-35.77 dBm	-10.77 dB
5.000 GHz	10.000 GHz	1.000 MHz	6.99305 GHz	-33.34 dBm	-8.34 dB
10.000 GHz	18.000 GHz	1.000 MHz	16.55634 GHz	-30.57 dBm	-5.57 dB
18.000 GHz	26.000 GHz	1.000 MHz	20.07912 GHz	-30.56 dBm	-5.56 dB

Date: 9.JAN.2020 11:36:48

Middle Channel / 64QAM

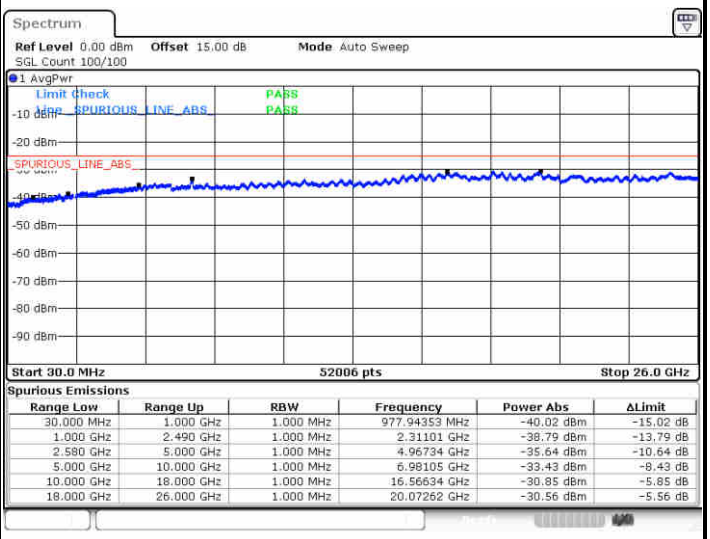

Spurious Emissions

Range Low	Range Up	RBW	Frequency	Power Abs	ΔLimit
30.000 MHz	1.000 GHz	1.000 MHz	977.94353 MHz	-40.02 dBm	-15.02 dB
1.000 GHz	2.490 GHz	1.000 MHz	2.31101 GHz	-38.79 dBm	-13.79 dB
2.580 GHz	5.000 GHz	1.000 MHz	4.96734 GHz	-35.64 dBm	-10.64 dB
5.000 GHz	10.000 GHz	1.000 MHz	6.98105 GHz	-33.43 dBm	-8.43 dB
10.000 GHz	18.000 GHz	1.000 MHz	16.56634 GHz	-30.85 dBm	-5.85 dB
18.000 GHz	26.000 GHz	1.000 MHz	20.07262 GHz	-30.56 dBm	-5.56 dB

Date: 9.JAN.2020 11:37:55

Highest Channel / 64QAM

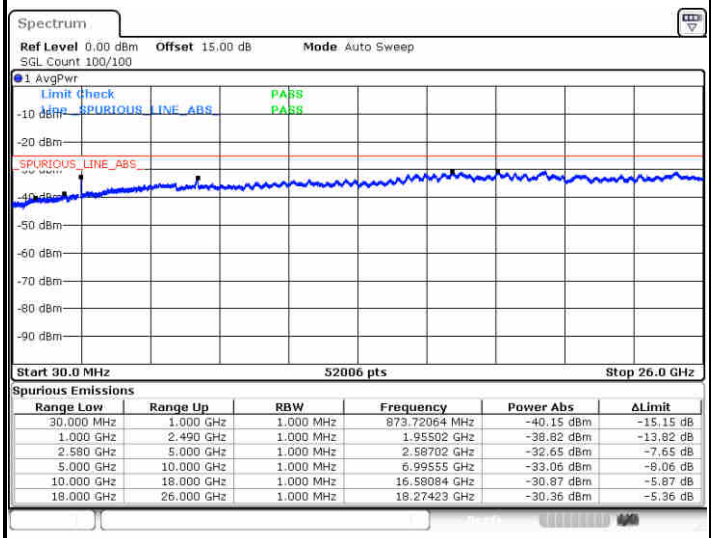

Spurious Emissions

Range Low	Range Up	RBW	Frequency	Power Abs	ΔLimit
30.000 MHz	1.000 GHz	1.000 MHz	873.72064 MHz	-40.15 dBm	-15.15 dB
1.000 GHz	2.490 GHz	1.000 MHz	1.95502 GHz	-38.82 dBm	-13.82 dB
2.580 GHz	5.000 GHz	1.000 MHz	2.58702 GHz	-32.65 dBm	-7.65 dB
5.000 GHz	10.000 GHz	1.000 MHz	6.99555 GHz	-33.06 dBm	-8.06 dB
10.000 GHz	18.000 GHz	1.000 MHz	16.58084 GHz	-30.87 dBm	-5.87 dB
18.000 GHz	26.000 GHz	1.000 MHz	18.27423 GHz	-30.36 dBm	-5.36 dB

Date: 9.JAN.2020 11:41:03

Frequency Stability

Test Conditions		LTE Band 7 (QPSK) / Middle Channel	Limit
Temperature (°C)	Voltage (Volt)	BW 10MHz	Note 2.
		Deviation (ppm)	Result
50	Normal Voltage	0.0003	PASS
40	Normal Voltage	0.0002	
30	Normal Voltage	0.0003	
20(Ref.)	Normal Voltage	0.0000	
10	Normal Voltage	0.0002	
0	Normal Voltage	0.0000	
-10	Normal Voltage	0.0003	
-20	Normal Voltage	0.0004	
-30	Normal Voltage	0.0001	
20	Maximum Voltage	0.0006	
20	Normal Voltage	0.0000	
20	Battery End Point	0.0005	

Note:

1. Normal Voltage =3.8 V.；Battery End Point (BEP) =3.6 V.；Maximum Voltage =4.2 V.
2. Note: The frequency fundamental emissions stay within the authorized frequency block.

Radiated Spurious Emission

Top Antenna:

LTE Band 2 / 1.4MHz / QPSK									
Channel	Frequency (MHz)	EIRP (dBm)	Limit (dBm)	Over Limit (dB)	SPA Reading (dBm)	S.G. Power (dBm)	TX Cable loss (dB)	TX Antenna Gain (dBi)	Polarization (H/V)
Middle	3758.92	-58.51	-13	-45.51	-80.45	-65.26	5.85	12.60	H
	5638.38	-60.05	-13	-47.05	-83.67	-65.85	7.30	13.10	H
	7517.84	-55.78	-13	-42.78	-81.71	-58.93	8.35	11.50	H
	3758.92	-55.73	-13	-42.73	-80.83	-62.48	5.85	12.60	V
	5638.38	-59.51	-13	-46.51	-83.28	-65.31	7.30	13.10	V
	7517.84	-55.63	-13	-42.63	-81.55	-58.78	8.35	11.50	V

Remark: Spurious emissions within 30-1000MHz were found more than 20dB below limit line.

LTE Band 2 / 3MHz / QPSK									
Channel	Frequency (MHz)	EIRP (dBm)	Limit (dBm)	Over Limit (dB)	SPA Reading (dBm)	S.G. Power (dBm)	TX Cable loss (dB)	TX Antenna Gain (dBi)	Polarization (H/V)
Middle	3757.48	-58.70	-13	-45.70	-80.64	-65.45	5.85	12.60	H
	5636.22	-59.84	-13	-46.84	-83.46	-65.64	7.30	13.10	H
	7514.96	-55.43	-13	-42.43	-81.37	-58.58	8.35	11.50	H
	3757.48	-55.79	-13	-42.79	-80.89	-62.54	5.85	12.60	V
	5636.22	-59.71	-13	-46.71	-83.48	-65.51	7.30	13.10	V
	7514.96	-55.97	-13	-42.97	-81.9	-59.12	8.35	11.50	V

Remark: Spurious emissions within 30-1000MHz were found more than 20dB below limit line.

LTE Band 2 / 5MHz / QPSK									
Channel	Frequency (MHz)	EIRP (dBm)	Limit (dBm)	Over Limit (dB)	SPA Reading (dBm)	S.G. Power (dBm)	TX Cable loss (dB)	TX Antenna Gain (dBi)	Polarization (H/V)
Middle	3755.68	-58.36	-13	-45.36	-80.30	-65.11	5.85	12.60	H
	5633.52	-59.70	-13	-46.70	-83.32	-65.50	7.30	13.10	H
	7511.36	-55.77	-13	-42.77	-81.71	-58.92	8.35	11.50	H
	3755.68	-55.71	-13	-42.71	-80.81	-62.46	5.85	12.60	V
	5633.52	-59.68	-13	-46.68	-83.45	-65.48	7.30	13.10	V
	7511.36	-55.46	-13	-42.46	-81.39	-58.61	8.35	11.50	V

Remark: Spurious emissions within 30-1000MHz were found more than 20dB below limit line.

LTE Band 2 / 10MHz / QPSK									
Channel	Frequency (MHz)	EIRP (dBm)	Limit (dBm)	Over Limit (dB)	SPA Reading (dBm)	S.G. Power (dBm)	TX Cable loss (dB)	TX Antenna Gain (dBi)	Polarization (H/V)
Middle	3751.18	-58.62	-13	-45.62	-80.56	-65.37	5.85	12.60	H
	5626.77	-60.22	-13	-47.22	-83.92	-66.02	7.30	13.10	H
	7502	-56.10	-13	-43.10	-82.10	-59.25	8.35	11.50	H
	3751.18	-55.85	-13	-42.85	-80.95	-62.60	5.85	12.60	V
	5626.77	-59.44	-13	-46.44	-83.64	-65.24	7.30	13.10	V
	7502	-55.84	-13	-42.84	-81.83	-58.99	8.35	11.50	V

Remark: Spurious emissions within 30-1000MHz were found more than 20dB below limit line.

LTE Band 2 / 15MHz / QPSK									
Channel	Frequency (MHz)	EIRP (dBm)	Limit (dBm)	Over Limit (dB)	SPA Reading (dBm)	S.G. Power (dBm)	TX Cable loss (dB)	TX Antenna Gain (dBi)	Polarization (H/V)
Middle	3746.68	-58.61	-13	-45.61	-80.55	-65.36	5.85	12.60	H
	5620.02	-59.91	-13	-46.91	-83.61	-65.71	7.30	13.10	H
	7493.36	-55.94	-13	-42.94	-81.94	-59.09	8.35	11.50	H
	3746.68	-55.42	-13	-42.42	-80.52	-62.17	5.85	12.60	V
	5620.02	-59.31	-13	-46.31	-83.51	-65.11	7.30	13.10	V
	7493.36	-55.84	-13	-42.84	-81.83	-58.99	8.35	11.50	V

Remark: Spurious emissions within 30-1000MHz were found more than 20dB below limit line.

LTE Band 2 / 20MHz / QPSK									
Channel	Frequency (MHz)	EIRP (dBm)	Limit (dBm)	Over Limit (dB)	SPA Reading (dBm)	S.G. Power (dBm)	TX Cable loss (dB)	TX Antenna Gain (dBi)	Polarization (H/V)
Middle	3742.18	-58.21	-13	-45.21	-80.70	-64.96	5.85	12.60	H
	5613.27	-59.76	-13	-46.76	-83.54	-65.56	7.30	13.10	H
	7484.36	-55.91	-13	-42.91	-81.98	-59.06	8.35	11.50	H
	3742.18	-55.65	-13	-42.65	-80.15	-62.40	5.85	12.60	V
	5613.27	-59.03	-13	-46.03	-83.66	-64.83	7.30	13.10	V
	7484.36	-55.87	-13	-42.87	-81.92	-59.02	8.35	11.50	V

Remark: Spurious emissions within 30-1000MHz were found more than 20dB below limit line.

LTE Band 4 / 1.4MHz / QPSK									
Channel	Frequency (MHz)	EIRP (dBm)	Limit (dBm)	Over Limit (dB)	SPA Reading (dBm)	S.G. Power (dBm)	TX Cable loss (dB)	TX Antenna Gain (dBi)	Polarization (H/V)
Middle	3463.74	-56.98	-13	-43.98	-78.52	-63.83	5.65	12.50	H
	5195.61	-57.84	-13	-44.84	-81.44	-63.51	7.13	12.80	H
	6927.48	-56.14	-13	-43.14	-81.29	-59.54	8.40	11.80	H
	3463.74	-57.03	-13	-44.03	-78.37	-63.88	5.65	12.50	V
	5195.61	-57.57	-13	-44.57	-81.44	-63.24	7.13	12.80	V
	6927.48	-55.66	-13	-42.66	-81.73	-59.06	8.40	11.80	V

Remark: Spurious emissions within 30-1000MHz were found more than 20dB below limit line.

LTE Band 4 / 3MHz / QPSK									
Channel	Frequency (MHz)	EIRP (dBm)	Limit (dBm)	Over Limit (dB)	SPA Reading (dBm)	S.G. Power (dBm)	TX Cable loss (dB)	TX Antenna Gain (dBi)	Polarization (H/V)
Middle	3462.48	-55.78	-13	-42.78	-77.32	-62.63	5.65	12.50	H
	5193.72	-57.74	-13	-44.74	-81.34	-63.41	7.13	12.80	H
	6924.96	-56.37	-13	-43.37	-81.52	-59.77	8.40	11.80	H
	3462.48	-56.54	-13	-43.54	-77.88	-63.39	5.65	12.50	V
	5193.72	-57.65	-13	-44.65	-81.52	-63.32	7.13	12.80	V
	6924.96	-55.57	-13	-42.57	-81.64	-58.97	8.40	11.80	V

Remark: Spurious emissions within 30-1000MHz were found more than 20dB below limit line.

LTE Band 4 / 5MHz / QPSK									
Channel	Frequency (MHz)	EIRP (dBm)	Limit (dBm)	Over Limit (dB)	SPA Reading (dBm)	S.G. Power (dBm)	TX Cable loss (dB)	TX Antenna Gain (dBi)	Polarization (H/V)
Middle	3460.68	-56.43	-13	-43.43	-77.97	-63.28	5.65	12.50	H
	5191.02	-58.06	-13	-45.06	-81.66	-63.73	7.13	12.80	H
	6921.36	-56.75	-13	-43.75	-81.86	-60.15	8.40	11.80	H
	3460.68	-57.27	-13	-44.27	-78.61	-64.12	5.65	12.50	V
	5191.02	-57.99	-13	-44.99	-81.86	-63.66	7.13	12.80	V
	6921.36	-55.78	-13	-42.78	-81.99	-59.18	8.40	11.80	V

Remark: Spurious emissions within 30-1000MHz were found more than 20dB below limit line.

LTE Band 4 / 10MHz / QPSK									
Channel	Frequency (MHz)	EIRP (dBm)	Limit (dBm)	Over Limit (dB)	SPA Reading (dBm)	S.G. Power (dBm)	TX Cable loss (dB)	TX Antenna Gain (dBi)	Polarization (H/V)
Middle	3456.18	-57.71	-13	-44.71	-78.45	-64.56	5.65	12.50	H
	5184.27	-58.85	-13	-45.85	-82.33	-64.52	7.13	12.80	H
	6912.36	-57.18	-13	-44.18	-82.29	-60.58	8.40	11.80	H
	3456.18	-56.57	-13	-43.57	-78.25	-63.42	5.65	12.50	V
	5184.27	-58.00	-13	-45.00	-81.87	-63.67	7.13	12.80	V
	6912.36	-56.11	-13	-43.11	-82.32	-59.51	8.40	11.80	V

Remark: Spurious emissions within 30-1000MHz were found more than 20dB below limit line.

LTE Band 4 / 15MHz / QPSK									
Channel	Frequency (MHz)	EIRP (dBm)	Limit (dBm)	Over Limit (dB)	SPA Reading (dBm)	S.G. Power (dBm)	TX Cable loss (dB)	TX Antenna Gain (dBi)	Polarization (H/V)
Middle	3451.68	-56.54	-13	-43.54	-77.28	-63.39	5.65	12.50	H
	5177.52	-57.99	-13	-44.99	-81.47	-63.66	7.13	12.80	H
	6903.36	-56.82	-13	-43.82	-81.90	-60.22	8.40	11.80	H
	3451.68	-55.13	-13	-42.13	-76.81	-61.98	5.65	12.50	V
	5177.52	-57.78	-13	-44.78	-81.65	-63.45	7.13	12.80	V
	6903.36	-56.13	-13	-43.13	-82.49	-59.53	8.40	11.80	V

Remark: Spurious emissions within 30-1000MHz were found more than 20dB below limit line.

LTE Band 4 / 20MHz / QPSK									
Channel	Frequency (MHz)	EIRP (dBm)	Limit (dBm)	Over Limit (dB)	SPA Reading (dBm)	S.G. Power (dBm)	TX Cable loss (dB)	TX Antenna Gain (dBi)	Polarization (H/V)
Middle	3447.18	-56.61	-13	-43.61	-77.35	-63.46	5.65	12.50	H
	5170.77	-57.95	-13	-44.95	-81.31	-63.62	7.13	12.80	H
	6894.36	-56.37	-13	-43.37	-81.46	-59.77	8.40	11.80	H
	3447.18	-55.70	-13	-42.70	-77.38	-62.55	5.65	12.50	V
	5170.77	-57.55	-13	-44.55	-81.41	-63.22	7.13	12.80	V
	6894.36	-55.46	-13	-42.46	-81.83	-58.86	8.40	11.80	V

Remark: Spurious emissions within 30-1000MHz were found more than 20dB below limit line.

LTE Band 5 / 1.4MHz / QPSK									
Channel	Frequency (MHz)	EIRP (dBm)	Limit (dBm)	Over Limit (dB)	SPA Reading (dBm)	S.G. Power (dBm)	TX Cable loss (dB)	TX Antenna Gain (dBi)	Polarization (H/V)
Middle	1671.92	-65.97	-13	-52.97	-76.91	-69.22	4.00	9.40	H
	2507.88	-59.97	-13	-46.97	-78.57	-63.54	4.88	10.60	H
	3343.84	-59.40	-13	-46.40	-80.01	-64.33	5.52	12.60	H
	1671.92	-65.42	-13	-52.42	-77.07	-68.67	4.00	9.40	V
	2507.88	-59.24	-13	-46.24	-78.05	-62.81	4.88	10.60	V
	3343.84	-58.87	-13	-45.87	-79.78	-63.80	5.52	12.60	V

Remark: Spurious emissions within 30-1000MHz were found more than 20dB below limit line.

LTE Band 5 / 3MHz / QPSK									
Channel	Frequency (MHz)	EIRP (dBm)	Limit (dBm)	Over Limit (dB)	SPA Reading (dBm)	S.G. Power (dBm)	TX Cable loss (dB)	TX Antenna Gain (dBi)	Polarization (H/V)
Middle	1670.48	-65.97	-13	-52.97	-76.85	-69.22	4.00	9.40	H
	2505.72	-59.98	-13	-46.98	-78.58	-63.55	4.88	10.60	H
	3340.96	-59.34	-13	-46.34	-79.95	-64.27	5.52	12.60	H
	1670.48	-65.28	-13	-52.28	-76.83	-68.53	4.00	9.40	V
	2505.72	-59.72	-13	-46.72	-78.53	-63.29	4.88	10.60	V
	3340.96	-59.23	-13	-46.23	-80.14	-64.16	5.52	12.60	V

Remark: Spurious emissions within 30-1000MHz were found more than 20dB below limit line.

LTE Band 5 / 5MHz / QPSK									
Channel	Frequency (MHz)	EIRP (dBm)	Limit (dBm)	Over Limit (dB)	SPA Reading (dBm)	S.G. Power (dBm)	TX Cable loss (dB)	TX Antenna Gain (dBi)	Polarization (H/V)
Middle	1668.68	-65.87	-13	-52.87	-76.75	-69.12	4.00	9.40	H
	2503.02	-60.14	-13	-47.14	-78.61	-63.71	4.88	10.60	H
	3337.36	-59.70	-13	-46.70	-80.21	-64.63	5.52	12.60	H
	1668.68	-65.22	-13	-52.22	-76.77	-68.47	4.00	9.40	V
	2503.02	-59.92	-13	-46.92	-78.65	-63.49	4.88	10.60	V
	3337.36	-59.31	-13	-46.31	-80.32	-64.24	5.52	12.60	V

Remark: Spurious emissions within 30-1000MHz were found more than 20dB below limit line.

LTE Band 5 / 10MHz / QPSK									
Channel	Frequency (MHz)	EIRP (dBm)	Limit (dBm)	Over Limit (dB)	SPA Reading (dBm)	S.G. Power (dBm)	TX Cable loss (dB)	TX Antenna Gain (dBi)	Polarization (H/V)
Middle	1664.18	-65.86	-13	-52.86	-76.74	-69.11	4.00	9.40	H
	2496.27	-60.10	-13	-47.10	-78.57	-63.67	4.88	10.60	H
	3328.36	-59.40	-13	-46.40	-79.91	-64.33	5.52	12.60	H
	1664.18	-65.13	-13	-52.13	-76.68	-68.38	4.00	9.40	V
	2496.27	-59.90	-13	-46.90	-78.63	-63.47	4.88	10.60	V
	3328.36	-58.94	-13	-45.94	-79.95	-63.87	5.52	12.60	V

Remark: Spurious emissions within 30-1000MHz were found more than 20dB below limit line.

LTE Band 7 / 5MHz / QPSK									
Channel	Frequency (MHz)	EIRP (dBm)	Limit (dBm)	Over Limit (dB)	SPA Reading (dBm)	S.G. Power (dBm)	TX Cable loss (dB)	TX Antenna Gain (dBi)	Polarization (H/V)
Middle	5065.68	-47.00	-25	-22.00	-69.63	-52.56	7.14	12.70	H
	7598.52	-56.15	-25	-31.15	-81.76	-59.45	8.30	11.60	H
	10131.36	-52.61	-25	-27.61	-81.98	-54.13	10.48	12.00	H
	5065.68	-44.31	-25	-19.31	-68.15	-49.87	7.14	12.70	V
	7598.52	-55.75	-25	-30.75	-81.36	-59.05	8.30	11.60	V
	10131.36	-52.15	-25	-27.15	-82.57	-53.67	10.48	12.00	V

Remark: Spurious emissions within 30-1000MHz were found more than 20dB below limit line.

LTE Band 7 / 10MHz / QPSK									
Channel	Frequency (MHz)	EIRP (dBm)	Limit (dBm)	Over Limit (dB)	SPA Reading (dBm)	S.G. Power (dBm)	TX Cable loss (dB)	TX Antenna Gain (dBi)	Polarization (H/V)
Middle	5061.18	-47.45	-25	-22.45	-70.08	-53.01	7.14	12.70	H
	7591.77	-56.22	-25	-31.22	-81.83	-59.52	8.30	11.60	H
	10122.36	-52.64	-25	-27.64	-82.01	-54.16	10.48	12.00	H
	5061.18	-44.20	-25	-19.20	-68.04	-49.76	7.14	12.70	V
	7591.77	-56.17	-25	-31.17	-81.78	-59.47	8.30	11.60	V
	10122.36	-52.06	-25	-27.06	-82.48	-53.58	10.48	12.00	V

Remark: Spurious emissions within 30-1000MHz were found more than 20dB below limit line.

LTE Band 7 / 15MHz / QPSK									
Channel	Frequency (MHz)	EIRP (dBm)	Limit (dBm)	Over Limit (dB)	SPA Reading (dBm)	S.G. Power (dBm)	TX Cable loss (dB)	TX Antenna Gain (dBi)	Polarization (H/V)
Middle	5056.68	-50.04	-25	-25.04	-72.67	-55.60	7.14	12.70	H
	7585.02	-56.07	-25	-31.07	-81.75	-59.37	8.30	11.60	H
	10113.36	-53.19	-25	-28.19	-82.54	-54.71	10.48	12.00	H
	5056.68	-52.10	-25	-27.10	-75.94	-57.66	7.14	12.70	V
	7585.02	-56.38	-25	-31.38	-82.06	-59.68	8.30	11.60	V
	10113.36	-52.02	-25	-27.02	-82.35	-53.54	10.48	12.00	V

Remark: Spurious emissions within 30-1000MHz were found more than 20dB below limit line.

LTE Band 7 / 20MHz / QPSK									
Channel	Frequency (MHz)	EIRP (dBm)	Limit (dBm)	Over Limit (dB)	SPA Reading (dBm)	S.G. Power (dBm)	TX Cable loss (dB)	TX Antenna Gain (dBi)	Polarization (H/V)
Middle	5052.18	-50.56	-25	-25.56	-73.07	-56.12	7.14	12.70	H
	7578.27	-56.34	-25	-31.34	-82.02	-59.64	8.30	11.60	H
	10104.36	-53.21	-25	-28.21	-82.56	-54.73	10.48	12.00	H
	5052.18	-51.92	-25	-26.92	-75.76	-57.48	7.14	12.70	V
	7578.27	-56.06	-25	-31.06	-81.74	-59.36	8.30	11.60	V
	10104.36	-52.31	-25	-27.31	-82.64	-53.83	10.48	12.00	V

Remark: Spurious emissions within 30-1000MHz were found more than 20dB below limit line.

Bottom Antenna:

LTE Band 2 / 1.4MHz / QPSK									
Channel	Frequency (MHz)	EIRP (dBm)	Limit (dBm)	Over Limit (dB)	SPA Reading (dBm)	S.G. Power (dBm)	TX Cable loss (dB)	TX Antenna Gain (dBi)	Polarization (H/V)
Middle	3758.92	-57.91	-13	-44.91	-79.85	-64.66	5.85	12.60	H
	5638.38	-59.46	-13	-46.46	-83.08	-65.26	7.30	13.10	H
	7517.84	-55.64	-13	-42.64	-81.57	-58.79	8.35	11.50	H
	3758.92	-55.45	-13	-42.45	-80.55	-62.20	5.85	12.60	V
	5638.38	-58.96	-13	-45.96	-82.73	-64.76	7.30	13.10	V
	7517.84	-55.48	-13	-42.48	-81.4	-58.63	8.35	11.50	V

Remark: Spurious emissions within 30-1000MHz were found more than 20dB below limit line.

LTE Band 2 / 3MHz / QPSK									
Channel	Frequency (MHz)	EIRP (dBm)	Limit (dBm)	Over Limit (dB)	SPA Reading (dBm)	S.G. Power (dBm)	TX Cable loss (dB)	TX Antenna Gain (dBi)	Polarization (H/V)
Middle	3757.48	-57.97	-13	-44.97	-79.91	-64.72	5.85	12.60	H
	5636.22	-59.53	-13	-46.53	-83.15	-65.33	7.30	13.10	H
	7514.96	-55.47	-13	-42.47	-81.41	-58.62	8.35	11.50	H
	3757.48	-55.05	-13	-42.05	-80.15	-61.80	5.85	12.60	V
	5636.22	-59.27	-13	-46.27	-83.04	-65.07	7.30	13.10	V
	7514.96	-55.44	-13	-42.44	-81.37	-58.59	8.35	11.50	V

Remark: Spurious emissions within 30-1000MHz were found more than 20dB below limit line.

LTE Band 2 / 5MHz / QPSK									
Channel	Frequency (MHz)	EIRP (dBm)	Limit (dBm)	Over Limit (dB)	SPA Reading (dBm)	S.G. Power (dBm)	TX Cable loss (dB)	TX Antenna Gain (dBi)	Polarization (H/V)
Middle	3755.68	-57.77	-13	-44.77	-79.71	-64.52	5.85	12.60	H
	5633.52	-59.52	-13	-46.52	-83.14	-65.32	7.30	13.10	H
	7511.36	-55.44	-13	-42.44	-81.38	-58.59	8.35	11.50	H
	3755.68	-55.25	-13	-42.25	-80.35	-62.00	5.85	12.60	V
	5633.52	-59.36	-13	-46.36	-83.13	-65.16	7.30	13.10	V
	7511.36	-55.66	-13	-42.66	-81.59	-58.81	8.35	11.50	V

Remark: Spurious emissions within 30-1000MHz were found more than 20dB below limit line.

LTE Band 2 / 10MHz / QPSK									
Channel	Frequency (MHz)	EIRP (dBm)	Limit (dBm)	Over Limit (dB)	SPA Reading (dBm)	S.G. Power (dBm)	TX Cable loss (dB)	TX Antenna Gain (dBi)	Polarization (H/V)
Middle	3751.18	-58.11	-13	-45.11	-80.05	-64.86	5.85	12.60	H
	5626.77	-59.48	-13	-46.48	-83.18	-65.28	7.30	13.10	H
	7502	-54.66	-13	-41.66	-80.66	-57.81	8.35	11.50	H
	3751.18	-55.11	-13	-42.11	-80.21	-61.86	5.85	12.60	V
	5626.77	-58.92	-13	-45.92	-83.12	-64.72	7.30	13.10	V
	7502	-55.33	-13	-42.33	-81.32	-58.48	8.35	11.50	V

Remark: Spurious emissions within 30-1000MHz were found more than 20dB below limit line.

LTE Band 2 / 15MHz / QPSK									
Channel	Frequency (MHz)	EIRP (dBm)	Limit (dBm)	Over Limit (dB)	SPA Reading (dBm)	S.G. Power (dBm)	TX Cable loss (dB)	TX Antenna Gain (dBi)	Polarization (H/V)
Middle	3746.68	-58.01	-13	-45.01	-79.95	-64.76	5.85	12.60	H
	5620.02	-59.38	-13	-46.38	-83.08	-65.18	7.30	13.10	H
	7493.36	-55.71	-13	-42.71	-81.71	-58.86	8.35	11.50	H
	3746.68	-55.23	-13	-42.23	-80.33	-61.98	5.85	12.60	V
	5620.02	-58.97	-13	-45.97	-83.17	-64.77	7.30	13.10	V
	7493.36	-55.57	-13	-42.57	-81.56	-58.72	8.35	11.50	V

Remark: Spurious emissions within 30-1000MHz were found more than 20dB below limit line.

LTE Band 2 / 20MHz / QPSK									
Channel	Frequency (MHz)	EIRP (dBm)	Limit (dBm)	Over Limit (dB)	SPA Reading (dBm)	S.G. Power (dBm)	TX Cable loss (dB)	TX Antenna Gain (dBi)	Polarization (H/V)
Middle	3746.68	-57.75	-13	-44.75	-79.69	-64.50	5.85	12.60	H
	5620.02	-59.54	-13	-46.54	-83.24	-65.34	7.30	13.10	H
	7493.36	-55.59	-13	-42.59	-81.59	-58.74	8.35	11.50	H
	3746.68	-55.29	-13	-42.29	-80.39	-62.04	5.85	12.60	V
	5620.02	-58.76	-13	-45.76	-82.96	-64.56	7.30	13.10	V
	7493.36	-55.61	-13	-42.61	-81.6	-58.76	8.35	11.50	V

Remark: Spurious emissions within 30-1000MHz were found more than 20dB below limit line.

LTE Band 4 / 1.4MHz / QPSK									
Channel	Frequency (MHz)	EIRP (dBm)	Limit (dBm)	Over Limit (dB)	SPA Reading (dBm)	S.G. Power (dBm)	TX Cable loss (dB)	TX Antenna Gain (dBi)	Polarization (H/V)
Middle	3463.74	-53.65	-13	-40.65	-75.19	-60.50	5.65	12.50	H
	5195.61	-56.09	-13	-43.09	-79.69	-61.76	7.13	12.80	H
	6927.48	-55.51	-13	-42.51	-80.66	-58.91	8.40	11.80	H
	3463.74	-56.11	-13	-43.11	-77.45	-62.96	5.65	12.50	V
	5195.61	-56.25	-13	-43.25	-80.12	-61.92	7.13	12.80	V
	6927.48	-54.74	-13	-41.74	-80.81	-58.14	8.40	11.80	V

Remark: Spurious emissions within 30-1000MHz were found more than 20dB below limit line.

LTE Band 4 / 3MHz / QPSK									
Channel	Frequency (MHz)	EIRP (dBm)	Limit (dBm)	Over Limit (dB)	SPA Reading (dBm)	S.G. Power (dBm)	TX Cable loss (dB)	TX Antenna Gain (dBi)	Polarization (H/V)
Middle	3462.48	-53.64	-13	-40.64	-75.18	-60.49	5.65	12.50	H
	5193.72	-56.43	-13	-43.43	-80.03	-62.10	7.13	12.80	H
	6924.96	-55.13	-13	-42.13	-80.28	-58.53	8.40	11.80	H
	3462.48	-55.62	-13	-42.62	-76.96	-62.47	5.65	12.50	V
	5193.72	-56.18	-13	-43.18	-80.05	-61.85	7.13	12.80	V
	6924.96	-54.47	-13	-41.47	-80.54	-57.87	8.40	11.80	V

Remark: Spurious emissions within 30-1000MHz were found more than 20dB below limit line.

LTE Band 4 / 5MHz / QPSK									
Channel	Frequency (MHz)	EIRP (dBm)	Limit (dBm)	Over Limit (dB)	SPA Reading (dBm)	S.G. Power (dBm)	TX Cable loss (dB)	TX Antenna Gain (dBi)	Polarization (H/V)
Middle	3460.68	-53.41	-13	-40.41	-74.95	-60.26	5.65	12.50	H
	5191.02	-56.37	-13	-43.37	-79.97	-62.04	7.13	12.80	H
	6921.36	-55.84	-13	-42.84	-80.95	-59.24	8.40	11.80	H
	3460.68	-55.01	-13	-42.01	-76.35	-61.86	5.65	12.50	V
	5191.02	-56.00	-13	-43.00	-79.87	-61.67	7.13	12.80	V
	6921.36	-54.50	-13	-41.50	-80.71	-57.90	8.40	11.80	V

Remark: Spurious emissions within 30-1000MHz were found more than 20dB below limit line.

LTE Band 4 / 10MHz / QPSK									
Channel	Frequency (MHz)	EIRP (dBm)	Limit (dBm)	Over Limit (dB)	SPA Reading (dBm)	S.G. Power (dBm)	TX Cable loss (dB)	TX Antenna Gain (dBi)	Polarization (H/V)
Middle	3456.18	-53.60	-13	-40.60	-74.34	-60.45	5.65	12.50	H
	5184.27	-56.32	-13	-43.32	-79.80	-61.99	7.13	12.80	H
	6912.36	-55.67	-13	-42.67	-80.78	-59.07	8.40	11.80	H
	3456.18	-55.97	-13	-42.97	-77.65	-62.82	5.65	12.50	V
	5184.27	-55.80	-13	-42.80	-79.67	-61.47	7.13	12.80	V
	6912.36	-54.60	-13	-41.60	-80.81	-58.00	8.40	11.80	V

Remark: Spurious emissions within 30-1000MHz were found more than 20dB below limit line.

LTE Band 4 / 15MHz / QPSK									
Channel	Frequency (MHz)	EIRP (dBm)	Limit (dBm)	Over Limit (dB)	SPA Reading (dBm)	S.G. Power (dBm)	TX Cable loss (dB)	TX Antenna Gain (dBi)	Polarization (H/V)
Middle	3451.68	-53.33	-13	-40.33	-74.07	-60.18	5.65	12.50	H
	5177.52	-56.35	-13	-43.35	-79.83	-62.02	7.13	12.80	H
	6903.36	-55.87	-13	-42.87	-80.95	-59.27	8.40	11.80	H
	3451.68	-55.79	-13	-42.79	-77.47	-62.64	5.65	12.50	V
	5177.52	-55.64	-13	-42.64	-79.51	-61.31	7.13	12.80	V
	6903.36	-54.82	-13	-41.82	-81.18	-58.22	8.40	11.80	V

Remark: Spurious emissions within 30-1000MHz were found more than 20dB below limit line.

LTE Band 4 / 20MHz / QPSK									
Channel	Frequency (MHz)	EIRP (dBm)	Limit (dBm)	Over Limit (dB)	SPA Reading (dBm)	S.G. Power (dBm)	TX Cable loss (dB)	TX Antenna Gain (dBi)	Polarization (H/V)
Middle	3447.18	-53.60	-13	-40.60	-74.34	-60.45	5.65	12.50	H
	5170.77	-56.24	-13	-43.24	-79.60	-61.91	7.13	12.80	H
	6894.36	-55.91	-13	-42.91	-81.00	-59.31	8.40	11.80	H
	3447.18	-55.91	-13	-42.91	-77.59	-62.76	5.65	12.50	V
	5170.77	-55.39	-13	-42.39	-79.25	-61.06	7.13	12.80	V
	6894.36	-54.79	-13	-41.79	-81.16	-58.19	8.40	11.80	V

Remark: Spurious emissions within 30-1000MHz were found more than 20dB below limit line.

LTE Band 5 / 1.4MHz / QPSK									
Channel	Frequency (MHz)	EIRP (dBm)	Limit (dBm)	Over Limit (dB)	SPA Reading (dBm)	S.G. Power (dBm)	TX Cable loss (dB)	TX Antenna Gain (dBi)	Polarization (H/V)
Middle	1671.92	-66.39	-13	-53.39	-77.33	-69.64	4.00	9.40	H
	2507.88	-60.54	-13	-47.54	-79.14	-64.11	4.88	10.60	H
	3343.84	-59.98	-13	-46.98	-80.59	-64.91	5.52	12.60	H
	1671.92	-65.39	-13	-52.39	-77.04	-68.64	4.00	9.40	V
	2507.88	-60.45	-13	-47.45	-79.26	-64.02	4.88	10.60	V
	3343.84	-59.60	-13	-46.60	-80.51	-64.53	5.52	12.60	V

Remark: Spurious emissions within 30-1000MHz were found more than 20dB below limit line.

LTE Band 5 / 3MHz / QPSK									
Channel	Frequency (MHz)	EIRP (dBm)	Limit (dBm)	Over Limit (dB)	SPA Reading (dBm)	S.G. Power (dBm)	TX Cable loss (dB)	TX Antenna Gain (dBi)	Polarization (H/V)
Middle	1670.48	-66.26	-13	-53.26	-77.14	-69.51	4.00	9.40	H
	2505.72	-60.67	-13	-47.67	-79.27	-64.24	4.88	10.60	H
	3340.96	-59.78	-13	-46.78	-80.39	-64.71	5.52	12.60	H
	1670.48	-65.21	-13	-52.21	-76.76	-68.46	4.00	9.40	V
	2505.72	-59.94	-13	-46.94	-78.75	-63.51	4.88	10.60	V
	3340.96	-59.40	-13	-46.40	-80.31	-64.33	5.52	12.60	V

Remark: Spurious emissions within 30-1000MHz were found more than 20dB below limit line.

LTE Band 5 / 5MHz / QPSK									
Channel	Frequency (MHz)	EIRP (dBm)	Limit (dBm)	Over Limit (dB)	SPA Reading (dBm)	S.G. Power (dBm)	TX Cable loss (dB)	TX Antenna Gain (dBi)	Polarization (H/V)
Middle	1668.68	-66.20	-13	-53.20	-77.08	-69.45	4.00	9.40	H
	2503.02	-60.81	-13	-47.81	-79.28	-64.38	4.88	10.60	H
	3337.36	-59.96	-13	-46.96	-80.47	-64.89	5.52	12.60	H
	1668.68	-65.32	-13	-52.32	-76.87	-68.57	4.00	9.40	V
	2503.02	-60.10	-13	-47.10	-78.83	-63.67	4.88	10.60	V
	3337.36	-59.28	-13	-46.28	-80.29	-64.21	5.52	12.60	V

Remark: Spurious emissions within 30-1000MHz were found more than 20dB below limit line.

LTE Band 5 / 10MHz / QPSK									
Channel	Frequency (MHz)	EIRP (dBm)	Limit (dBm)	Over Limit (dB)	SPA Reading (dBm)	S.G. Power (dBm)	TX Cable loss (dB)	TX Antenna Gain (dBi)	Polarization (H/V)
Middle	1664.18	-66.02	-13	-53.02	-76.90	-69.27	4.00	9.40	H
	2496.27	-60.73	-13	-47.73	-79.20	-64.30	4.88	10.60	H
	3328.36	-59.87	-13	-46.87	-80.38	-64.80	5.52	12.60	H
	1664.18	-65.58	-13	-52.58	-77.13	-68.83	4.00	9.40	V
	2496.27	-60.48	-13	-47.48	-79.21	-64.05	4.88	10.60	V
	3328.36	-59.43	-13	-46.43	-80.44	-64.36	5.52	12.60	V

Remark: Spurious emissions within 30-1000MHz were found more than 20dB below limit line.

LTE Band 7 / 5MHz / QPSK									
Channel	Frequency (MHz)	EIRP (dBm)	Limit (dBm)	Over Limit (dB)	SPA Reading (dBm)	S.G. Power (dBm)	TX Cable loss (dB)	TX Antenna Gain (dBi)	Polarization (H/V)
Middle	5065.68	-50.75	-25	-25.75	-73.38	-56.31	7.14	12.70	H
	7598.52	-54.63	-25	-29.63	-80.24	-57.93	8.30	11.60	H
	10131.36	-52.64	-25	-27.64	-82.01	-54.16	10.48	12.00	H
	5065.68	-42.29	-25	-17.29	-66.13	-47.85	7.14	12.70	V
	7598.52	-54.83	-25	-29.83	-80.44	-58.13	8.30	11.60	V
	10131.36	-51.70	-25	-26.70	-82.12	-53.22	10.48	12.00	V

Remark: Spurious emissions within 30-1000MHz were found more than 20dB below limit line.

LTE Band 7 / 10MHz / QPSK									
Channel	Frequency (MHz)	EIRP (dBm)	Limit (dBm)	Over Limit (dB)	SPA Reading (dBm)	S.G. Power (dBm)	TX Cable loss (dB)	TX Antenna Gain (dBi)	Polarization (H/V)
Middle	5061.18	-51.30	-25	-26.30	-73.93	-56.86	7.14	12.70	H
	7591.77	-55.01	-25	-30.01	-80.62	-58.31	8.30	11.60	H
	10122.36	-52.62	-25	-27.62	-81.99	-54.14	10.48	12.00	H
	5061.18	-42.97	-25	-17.97	-66.81	-48.53	7.14	12.70	V
	7591.77	-55.01	-25	-30.01	-80.62	-58.31	8.30	11.60	V
	10122.36	-51.42	-25	-26.42	-81.84	-52.94	10.48	12.00	V

Remark: Spurious emissions within 30-1000MHz were found more than 20dB below limit line.

LTE Band 7 / 15MHz / QPSK									
Channel	Frequency (MHz)	EIRP (dBm)	Limit (dBm)	Over Limit (dB)	SPA Reading (dBm)	S.G. Power (dBm)	TX Cable loss (dB)	TX Antenna Gain (dBi)	Polarization (H/V)
Middle	5056.68	-51.58	-25	-26.58	-74.21	-57.14	7.14	12.70	H
	7585.02	-54.83	-25	-29.83	-80.51	-58.13	8.30	11.60	H
	10113.36	-52.61	-25	-27.61	-81.96	-54.13	10.48	12.00	H
	5056.68	-44.60	-25	-19.60	-68.44	-50.16	7.14	12.70	V
	7585.02	-54.67	-25	-29.67	-80.35	-57.97	8.30	11.60	V
	10113.36	-51.47	-25	-26.47	-81.8	-52.99	10.48	12.00	V

Remark: Spurious emissions within 30-1000MHz were found more than 20dB below limit line.

LTE Band 7 / 20MHz / QPSK									
Channel	Frequency (MHz)	EIRP (dBm)	Limit (dBm)	Over Limit (dB)	SPA Reading (dBm)	S.G. Power (dBm)	TX Cable loss (dB)	TX Antenna Gain (dBi)	Polarization (H/V)
Middle	5052.18	-51.39	-25	-26.39	-73.90	-56.95	7.14	12.70	H
	7578.27	-55.03	-25	-30.03	-80.71	-58.33	8.30	11.60	H
	10104.36	-52.89	-25	-27.89	-82.24	-54.41	10.48	12.00	H
	5052.18	-44.06	-25	-19.06	-67.9	-49.62	7.14	12.70	V
	7578.27	-54.83	-25	-29.83	-80.51	-58.13	8.30	11.60	V
	10104.36	-51.77	-25	-26.77	-82.1	-53.29	10.48	12.00	V

Remark: Spurious emissions within 30-1000MHz were found more than 20dB below limit line.