## ANNEX 1 TO TEST REPORT # EMCC-980398NB, 2019-10-11

# PHOTOGRAPHS OF TEST SETUP

**EQUIPMENT UNDER TEST:**

| | |
|---|---|
| Trade Name: | iID® DESKTOP smart USB 7.0 |
| Type/Model: | 35.29.701.00 |
| Serial Number(s): | 122322, 122316 |
| Application: | RFID Reader |
| Manufacturer: | Micro-Sensys GmbH |
| Address: | In der Hochstedter Ecke 2<br>99098 Erfurt<br>GERMANY |
| Phone: | +49 361 59874-16 |
| E-Mail: | ppeitsch@microsensys.de |
| **RELEVANT STANDARD(S) :** | 47 CFR 15.225, RSS-210 Issue 9, 47 CFR 15 B, ICES-003 Issue 6 |
| **MEASUREMENT PROCEDURE:** | ANSI C63.10-2013, RSS-Gen Issue 5, ANSI C63.4-2014 |

## ILLUSTRATION LIST ANNEX 1


Photograph A1-1: Conducted emissions with antenna connected 2
Photograph A1-2: Conducted emissions with dummy load in lieu of antenna 2
Photograph A1-3: Spectrum mask 3
Photograph A1-4: Occupied bandwidth 3
Photograph A1-5: Radiated emissions 9 kHz – 30 MHz at 3 m distance 4
Photograph A1-6: Radiated emissions 30 – 1000 MHz at 3 m distance 4
Photograph A1-7: Carrier frequency stability over temperature, test setup 5
Photograph A1-8: Carrier frequency stability over temperature, detailed view inside climatic chamber 5




**Photograph A1-1: Conducted emissions with antenna connected**

**Photograph A1-2: Conducted emissions with dummy load in lieu of antenna**



**Photograph A1-3: Spectrum mask**



**Photograph A1-4: Occupied bandwidth**

© EMCCons DR. RAŠEK GmbH & Co. KG




**Photograph A1-5: Radiated emissions 9 kHz – 30 MHz at 3 m distance**




**Photograph A1-6: Radiated emissions 30 – 1000 MHz at 3 m distance**



**Photograph A1-7: Carrier frequency stability over temperature, test setup**



**Photograph A1-8: Carrier frequency stability over temperature, detailed view inside climatic chamber**

© EMCCons DR. RAŠEK GmbH & Co. KG