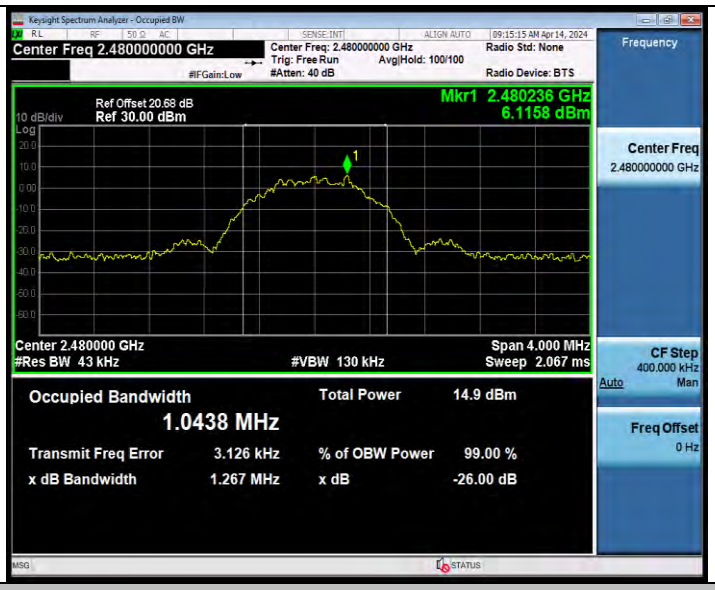

BLE_2M_Ant8_2404

BLE_2M_Ant8_2440

BLE_2M_Ant8_2478

BLE_125K_Ant8_2402

BLE_125K_Ant8_2440

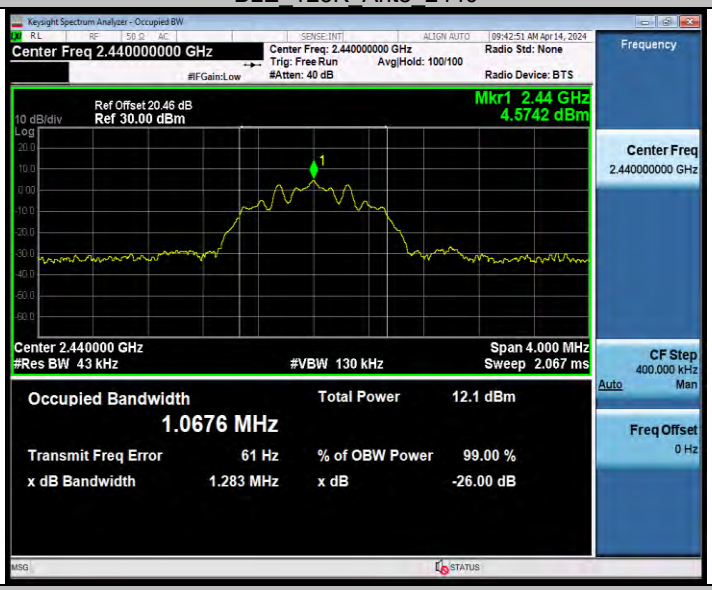

BLE_125K_Ant8_2480

BLE_500K_Ant8_2402

BLE_500K_Ant8_2440

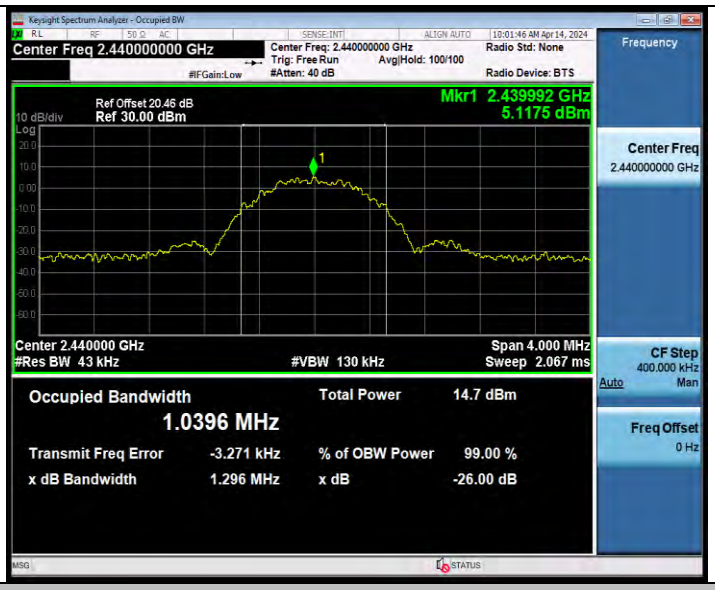

BLE_500K_Ant8_2480

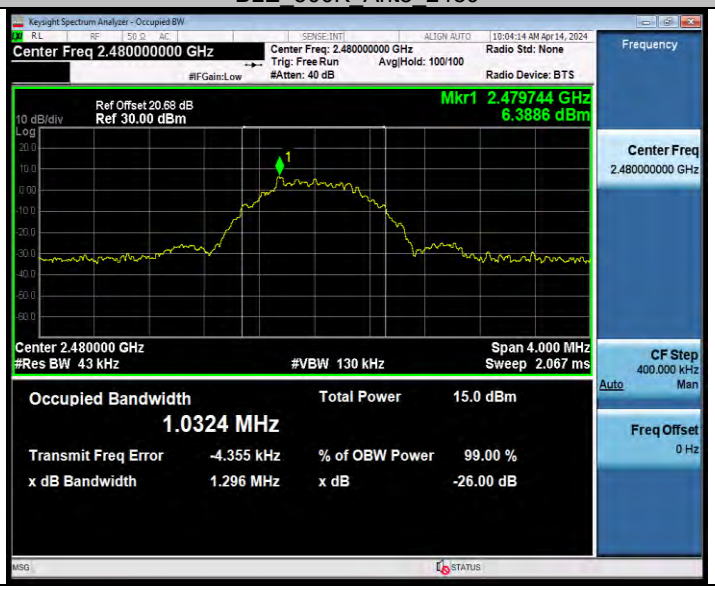

MAXIMUM CONDUCTED OUTPUT POWER
TEST RESULT

TestMode	Antenna	Channel	Average power [dBm]	Peak power [dBm]	Peak power [mw]	Conducted Limit [dBm]	EIRP [dBm]	EIRP [mw]	EIRP Limit [dBm]	Verdict	Power Setting
BLE_1M	Ant8	2402	7.27	7.38	5.47	≤30	7.78	6.00	≤36	PASS	Default
		2440	7.43	7.45	5.56	≤30	7.85	6.10	≤36	PASS	Default
		2480	7.34	7.4	5.50	≤30	7.8	6.03	≤36	PASS	Default
BLE_2M	Ant8	2404	6.04	7.51	5.64	≤30	7.91	6.18	≤36	PASS	Default
		2440	6.29	7.55	5.69	≤30	7.95	6.24	≤36	PASS	Default
		2478	6.02	7.51	5.64	≤30	7.91	6.18	≤36	PASS	Default
BLE_125k	Ant8	2402	7.27	7.36	5.45	≤30	7.76	5.97	≤36	PASS	Default
		2440	7.38	7.46	5.57	≤30	7.86	6.11	≤36	PASS	Default
		2480	7.28	7.38	5.47	≤30	7.78	6.00	≤36	PASS	Default
BLE_500K	Ant8	2402	7.15	7.37	5.46	≤30	7.77	5.98	≤36	PASS	Default
		2440	7.54	7.45	5.56	≤30	7.85	6.10	≤36	PASS	Default
		2480	7.43	7.4	5.50	≤30	7.8	6.03	≤36	PASS	Default
Note:EIRP=Peak Power+Gain											

MAXIMUM POWER SPECTRAL DENSITY
TEST RESULT

TestMode	Antenna	Frequency[MHz]	Result[dBm/3kHz]	Limit[dBm/3kHz]	Verdict
BLE_1M	Ant8	2402	-7.77	≤8.00	PASS
		2440	-8.04	≤8.00	PASS
		2480	-7.99	≤8.00	PASS
BLE_2M	Ant8	2404	-9.26	≤8.00	PASS
		2440	-9.25	≤8.00	PASS
		2478	-9.25	≤8.00	PASS
BLE_125K	Ant8	2402	1.79	≤8.00	PASS
		2440	1.42	≤8.00	PASS
		2480	1.65	≤8.00	PASS
BLE_500K	Ant8	2402	1.56	≤8.00	PASS
		2440	1.35	≤8.00	PASS
		2480	1.57	≤8.00	PASS

TEST GRAPHS

BLE_1M_Ant8_2402

BLE_1M_Ant8_2440

BLE_1M_Ant8_2480

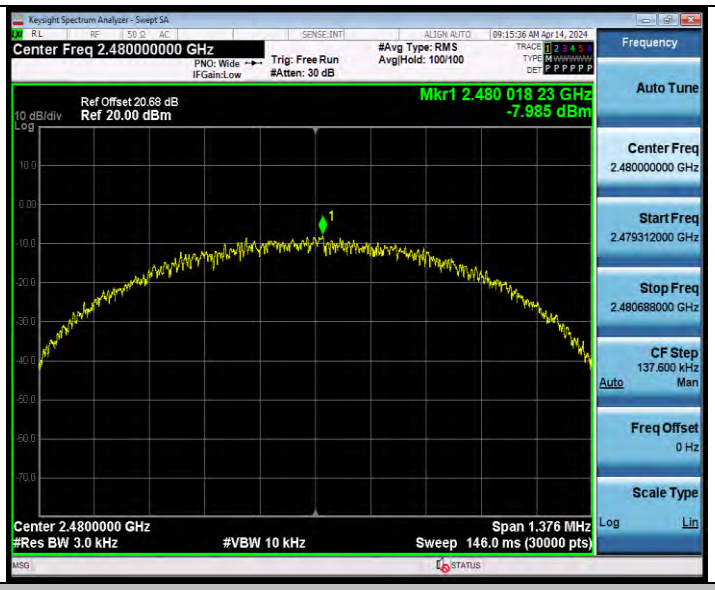

BLE_2M_Ant8_2404

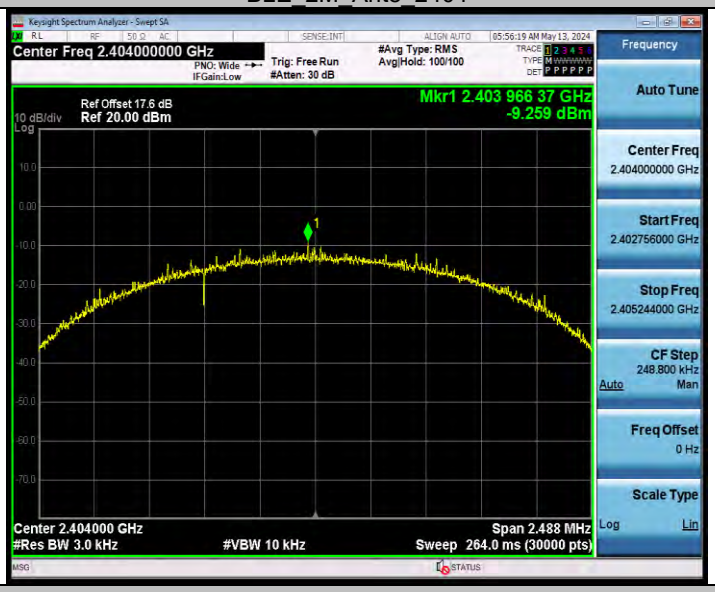

BLE_2M_Ant8_2440

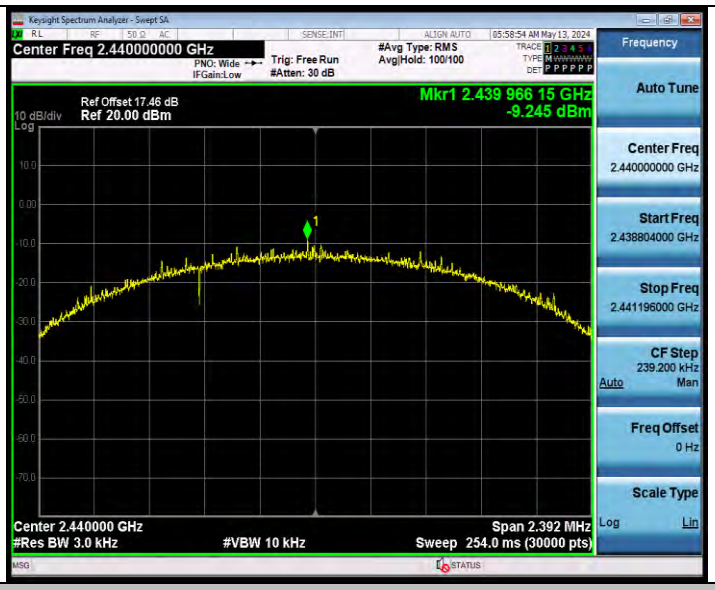

BLE_2M_Ant8_2478

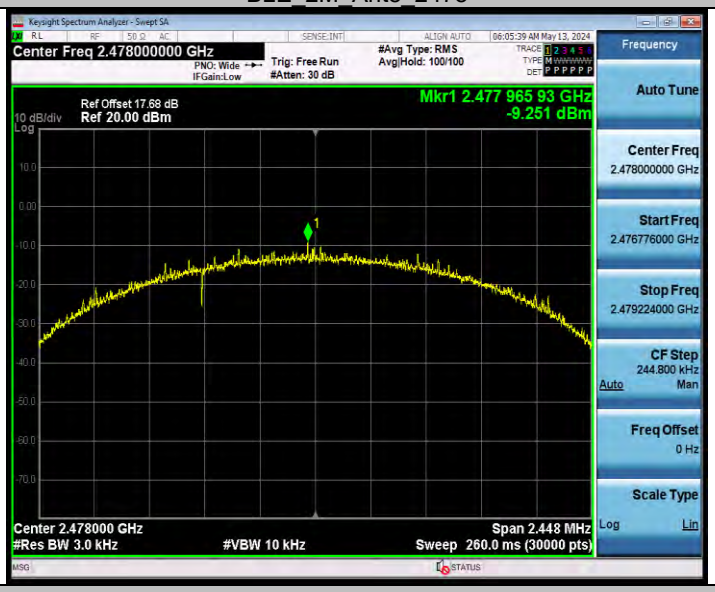

BLE_125K_Ant8_2402

BLE_125K_Ant8_2440

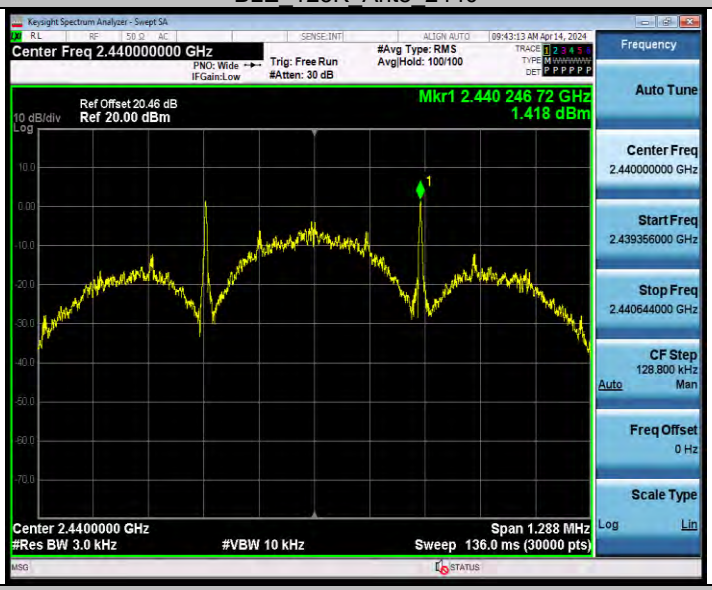

BLE_125K_Ant8_2480

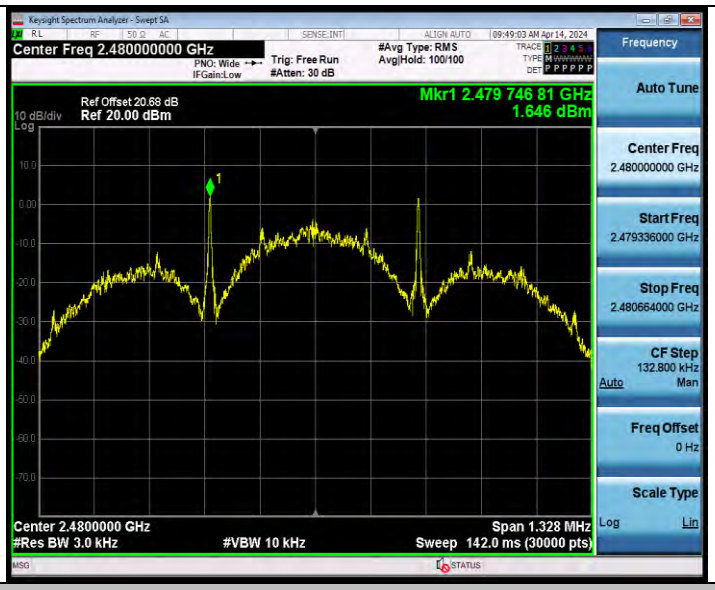

BLE_500K_Ant8_2402

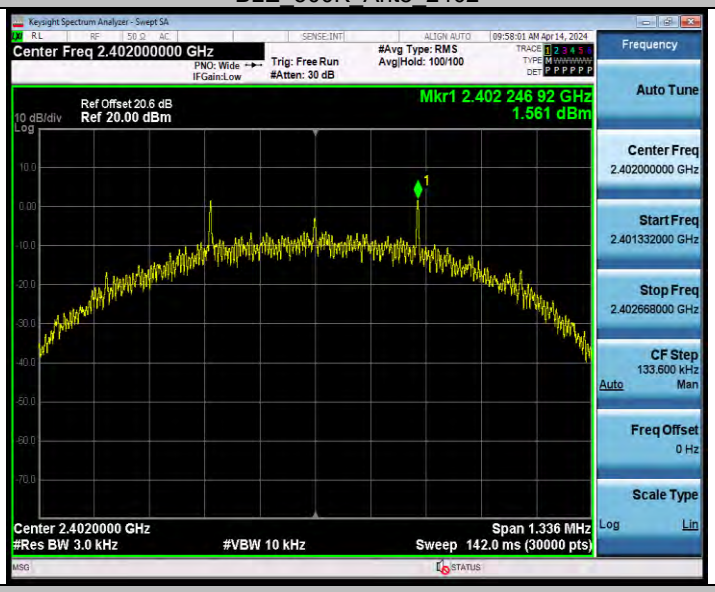

BLE_500K_Ant8_2440

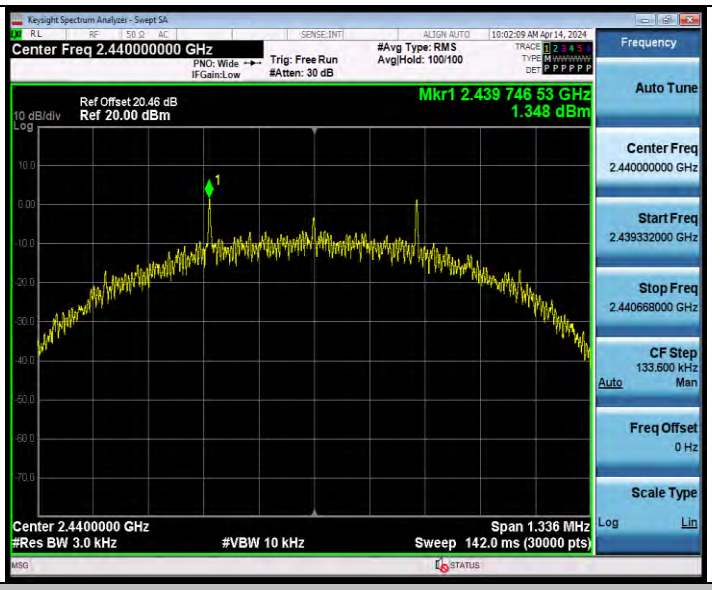

BLE_500K_Ant8_2480

BAND EDGE MEASUREMENTS
TEST RESULT

TestMode	Antenna	ChName	Frequency[MHz]	RefLevel[dBm]	Result[dBm]	Limit[dBm]	Verdict
BLE_1M	Ant8	Low	2402	7.48	-35.77	≤-12.52	PASS
		High	2480	7.31	-34.58	≤-12.69	PASS
BLE_2M	Ant8	Low	2404	7.67	-34.87	≤-12.34	PASS
		High	2478	7.03	-34.59	≤-12.97	PASS
BLE_125K	Ant8	Low	2402	4.98	-34.97	≤-15.03	PASS
		High	2480	4.83	-35	≤-15.17	PASS
BLE_500K	Ant8	Low	2402	7.54	-35.01	≤-12.46	PASS
		High	2480	7.60	-34.59	≤-12.4	PASS

TEST GRAPHS

BLE_1M_Ant8_Low_2402

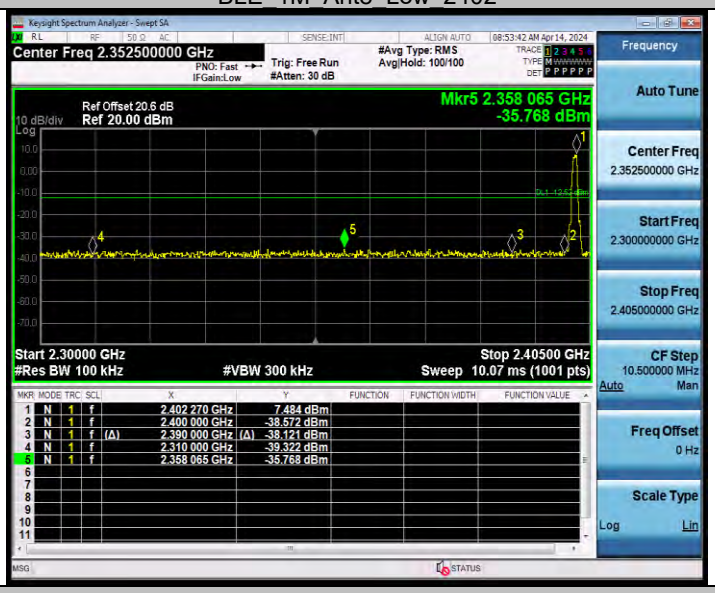

BLE_1M_Ant8_High_2480

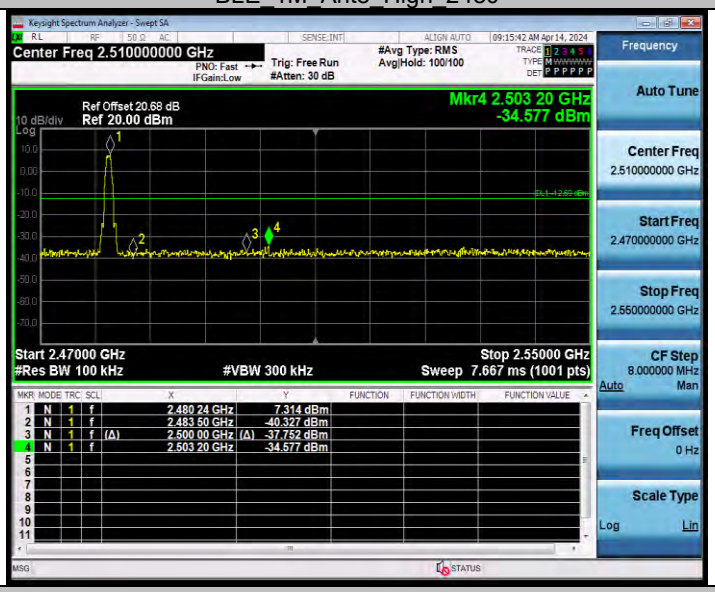

BLE_2M_Ant8_Low_2404

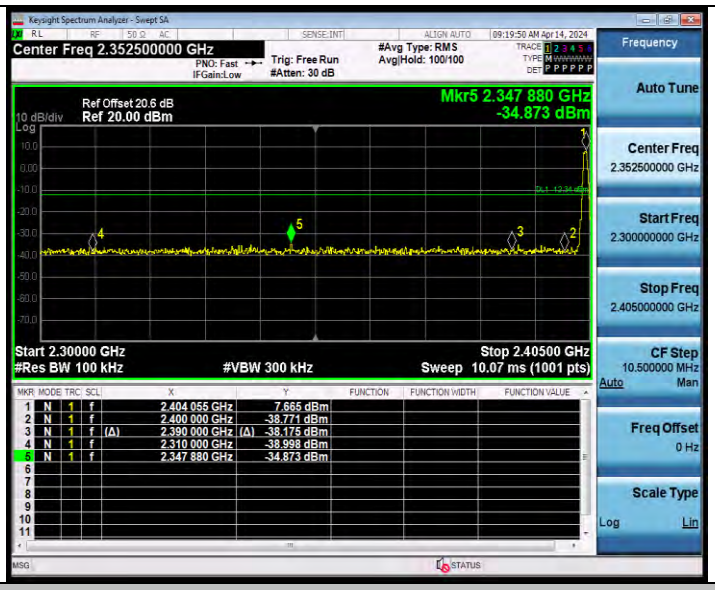

BLE_2M_Ant8_High_2478

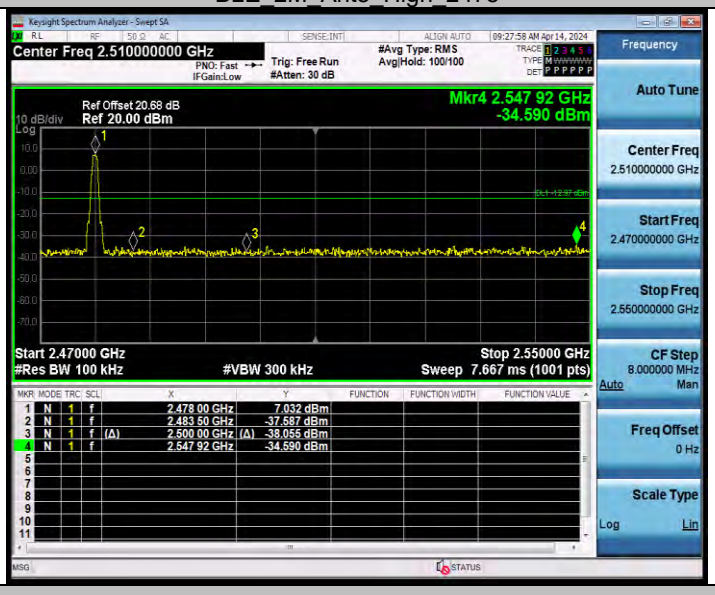

BLE_125K_Ant8_Low_2402

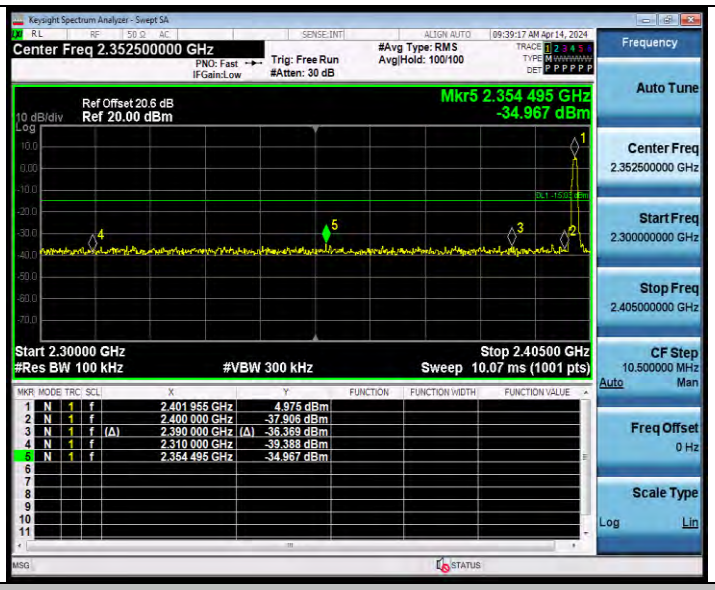

BLE_125K_Ant8_High_2480

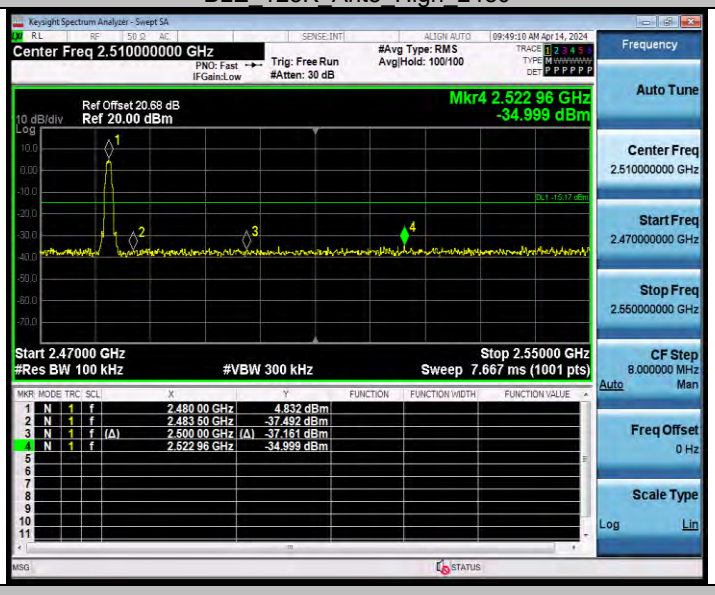

BLE_500K_Ant8_Low_2402

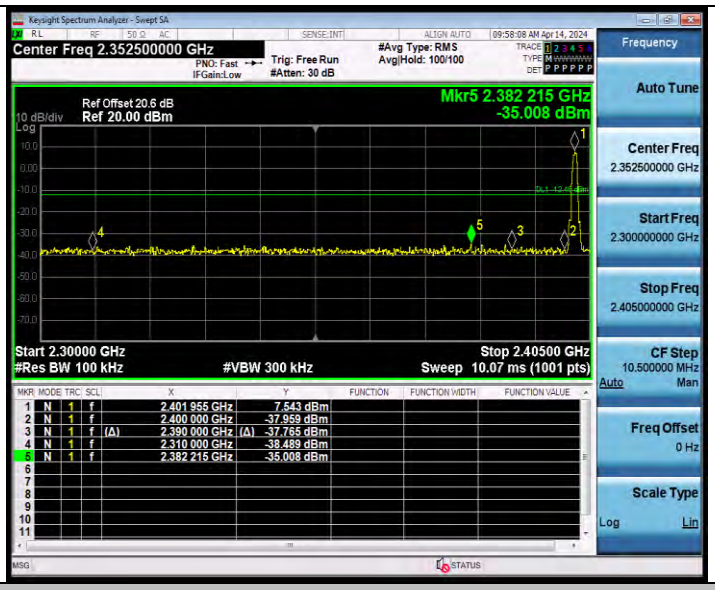

BLE_500K_Ant8_High_2480

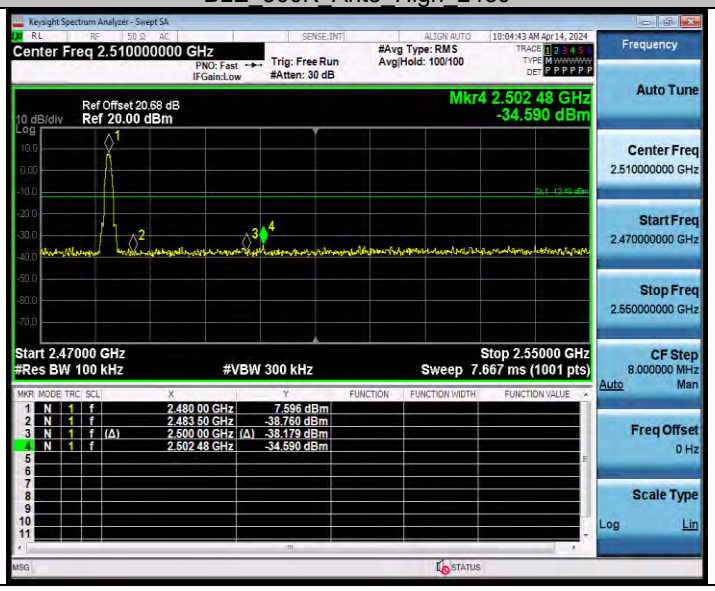

CONDUCTED SPURIOUS EMISSION
TEST RESULT

TestMode	Antenna	Frequency[MHz]	FreqRange [MHz]	RefLevel [dBm]	Result[dBm]	Limit[dBm]	Verdict
BLE_1M	Ant8	2402	Reference	6.64	6.64	---	PASS
			30~1000	6.64	-54.04	≤-13.36	PASS
			1000~26500	6.64	-34.63	≤-13.36	PASS
		2440	Reference	7.39	7.39	---	PASS
			30~1000	7.39	-54.49	≤-12.61	PASS
			1000~26500	7.39	-34.71	≤-12.61	PASS
		2480	Reference	6.39	6.39	---	PASS
			30~1000	6.39	-53.67	≤-13.61	PASS
			1000~26500	6.39	-34.12	≤-13.61	PASS
BLE_2M	Ant8	2404	Reference	6.10	6.10	---	PASS
			30~1000	6.10	-57.13	≤-13.9	PASS
			1000~26500	6.10	-37.78	≤-13.9	PASS
		2440	Reference	5.66	5.66	---	PASS
			30~1000	5.66	-57.23	≤-14.34	PASS
			1000~26500	5.66	-38.03	≤-14.34	PASS
		2478	Reference	8.03	8.03	---	PASS
			30~1000	8.03	-57.29	≤-11.97	PASS
			1000~26500	8.03	-37.85	≤-11.97	PASS
BLE_125K	Ant8	2402	Reference	4.68	4.68	---	PASS
			30~1000	4.68	-53.62	≤-15.32	PASS
			1000~26500	4.68	-35.3	≤-15.32	PASS
		2440	Reference	4.55	4.55	---	PASS
			30~1000	4.55	-53.75	≤-15.45	PASS
			1000~26500	4.55	-35.03	≤-15.45	PASS
		2480	Reference	4.79	4.79	---	PASS
			30~1000	4.79	-40.73	≤-15.21	PASS
			1000~26500	4.79	-34.37	≤-15.21	PASS
BLE_500K	Ant8	2402	Reference	6.75	6.75	---	PASS
			30~1000	6.75	-52.62	≤-13.25	PASS
			1000~26500	6.75	-34.28	≤-13.25	PASS
		2440	Reference	6.38	6.38	---	PASS
			30~1000	6.38	-54.19	≤-13.62	PASS
			1000~26500	6.38	-33.58	≤-13.62	PASS
		2480	Reference	6.33	6.33	---	PASS
			30~1000	6.33	-53.75	≤-13.67	PASS
			1000~26500	6.33	-34.55	≤-13.67	PASS

TEST GRAPHS

BLE_1M_Ant8_2402_0~Reference

BLE_1M_Ant8_2402_30~1000

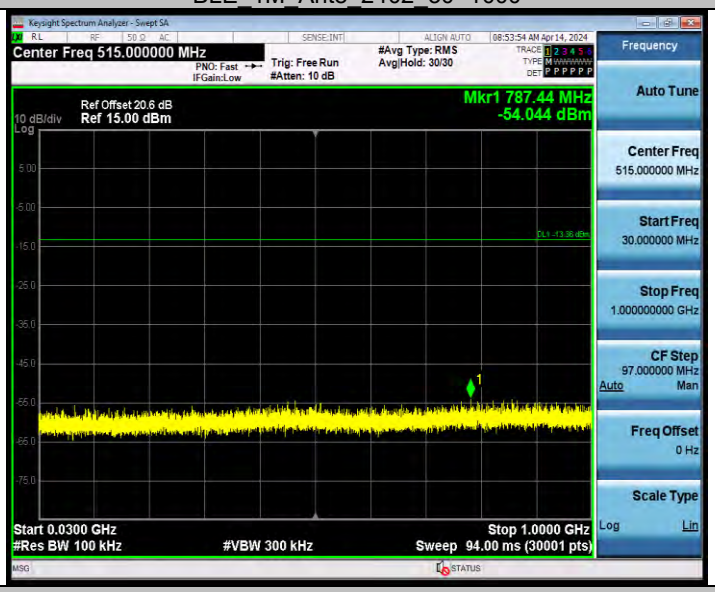

BLE_1M_Ant8_2402_1000~26500

BLE_1M_Ant8_2440_0~Reference

BLE_1M_Ant8_2440_30~1000

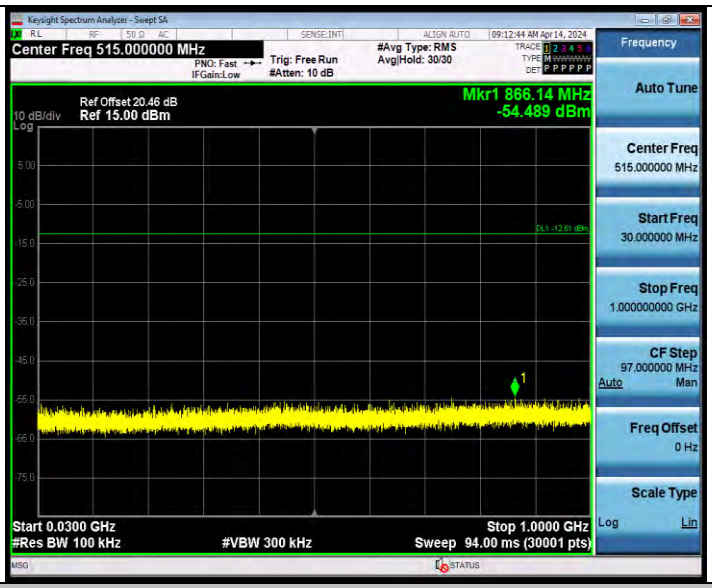

BLE_1M_Ant8_2440_1000~26500

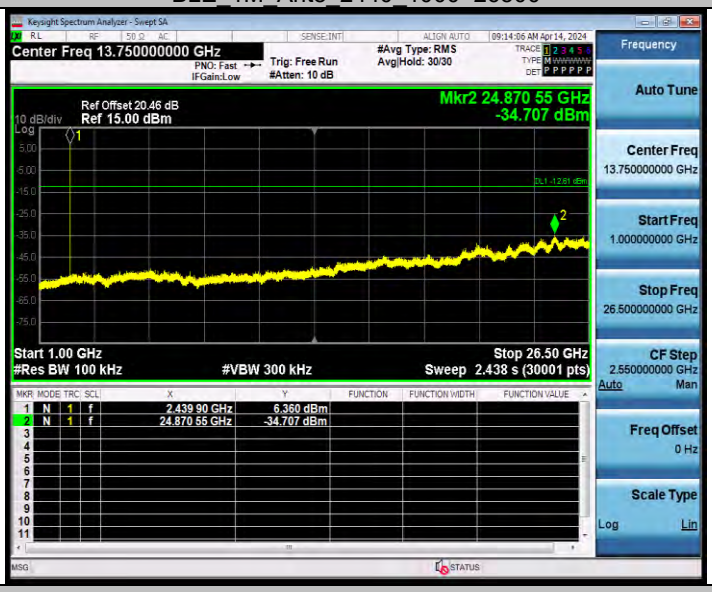

BLE_1M_Ant8_2480_0~Reference

BLE_1M_Ant8_2480_30~1000

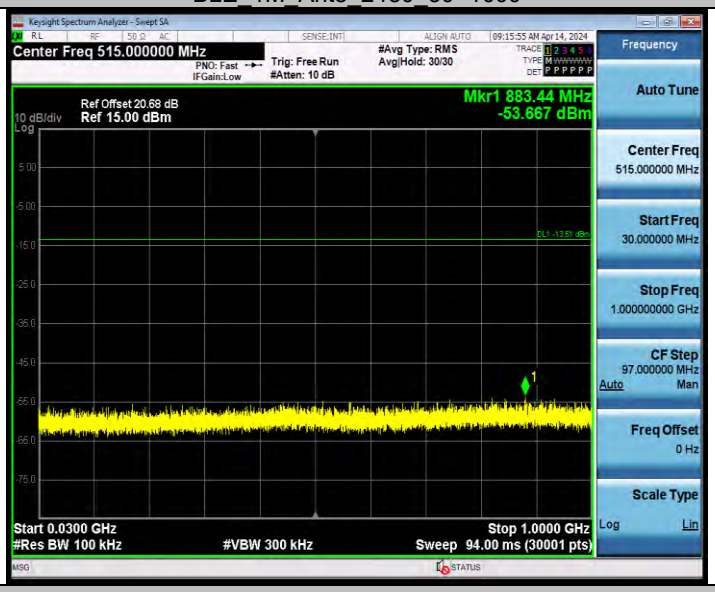

BLE_1M_Ant8_2480_1000~26500

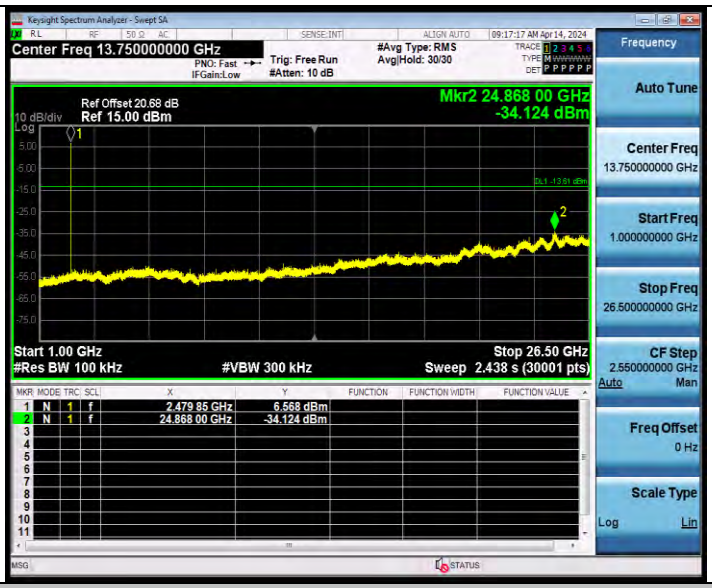

BLE_2M_Ant8_2404_0~Reference

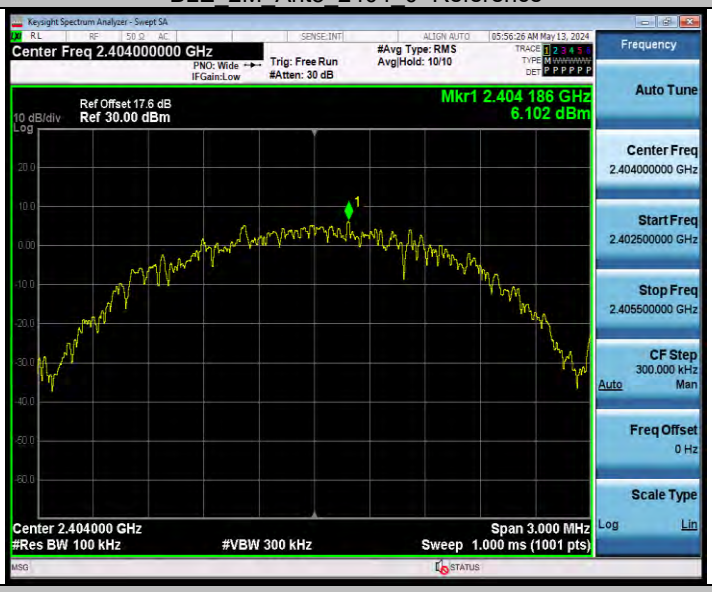

BLE_2M_Ant8_2404_30~1000

BLE_2M_Ant8_2404_1000~26500

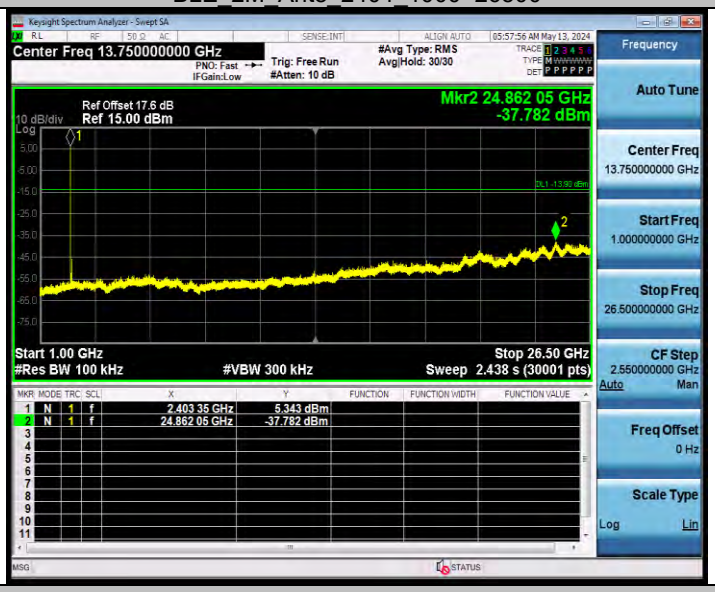

BLE_2M_Ant8_2440_0~Reference

BLE_2M_Ant8_2440_30~1000

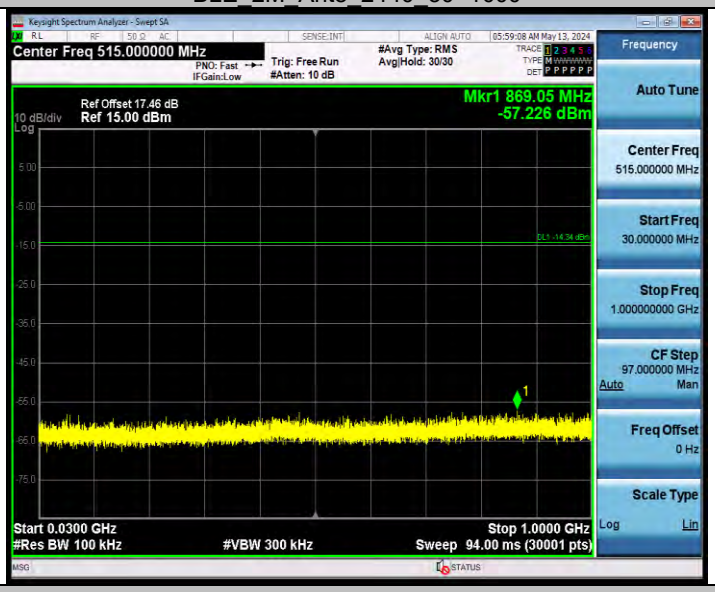

BLE_2M_Ant8_2440_1000~26500

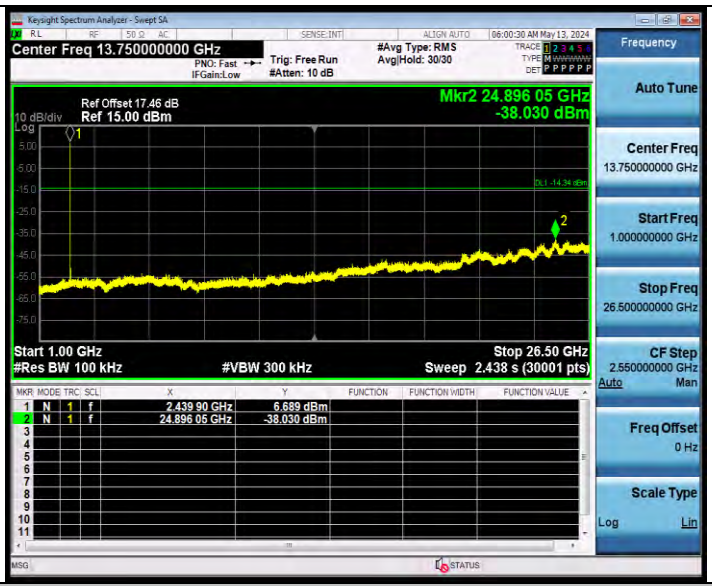

BLE_2M_Ant8_2478_0~Reference

BLE_2M_Ant8_2478_30~1000

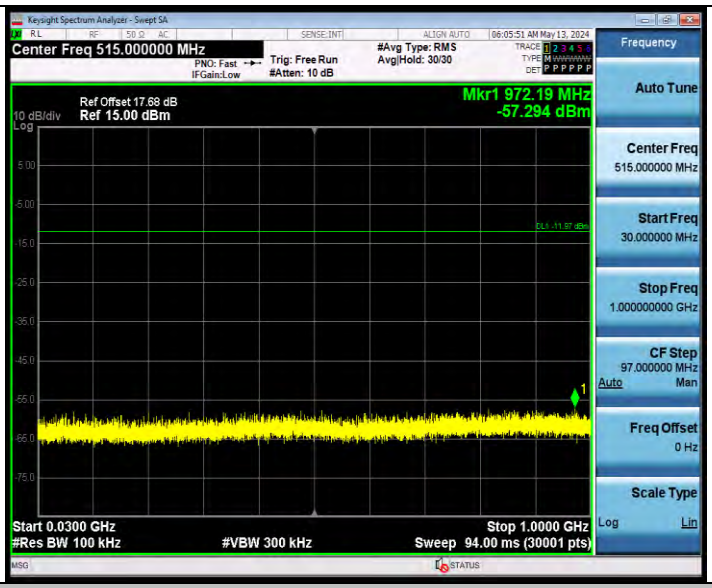

BLE_2M_Ant8_2478_1000~26500

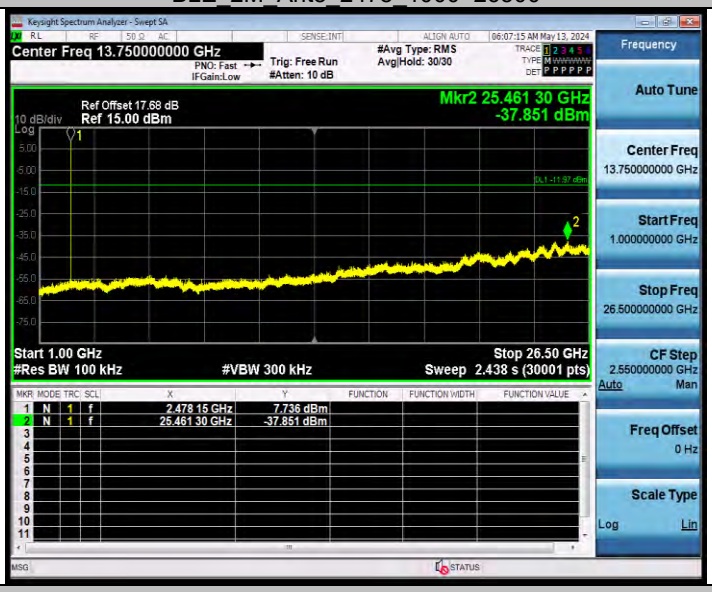

BLE_125K_Ant8_2402_0~Reference

BLE_125K_Ant8_2402_30~1000

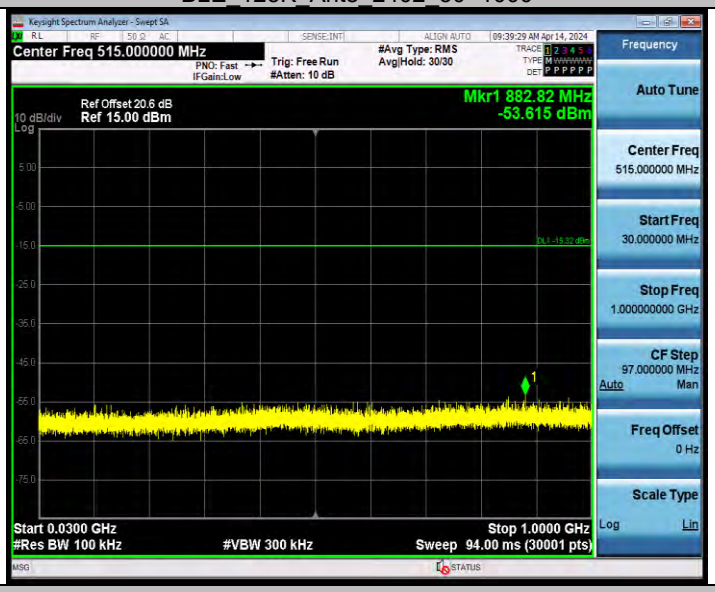

BLE_125K_Ant8_2402_1000~26500

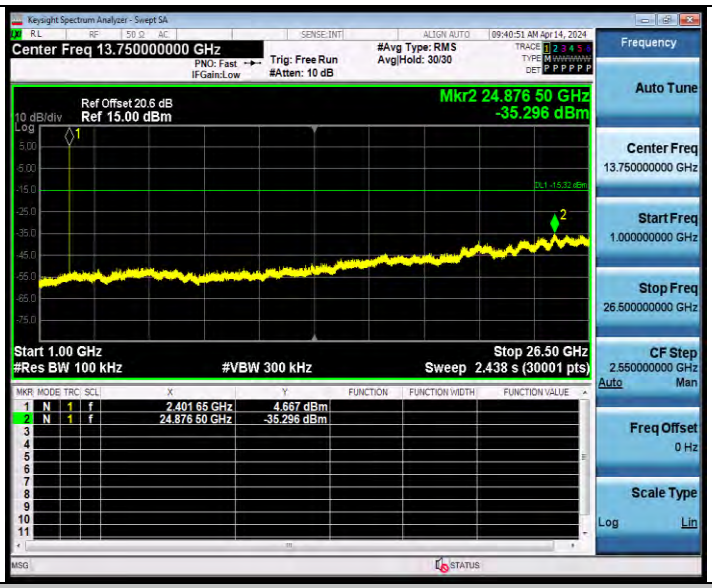

BLE_125K_Ant8_2440_0~Reference

BLE_125K_Ant8_2440_30~1000

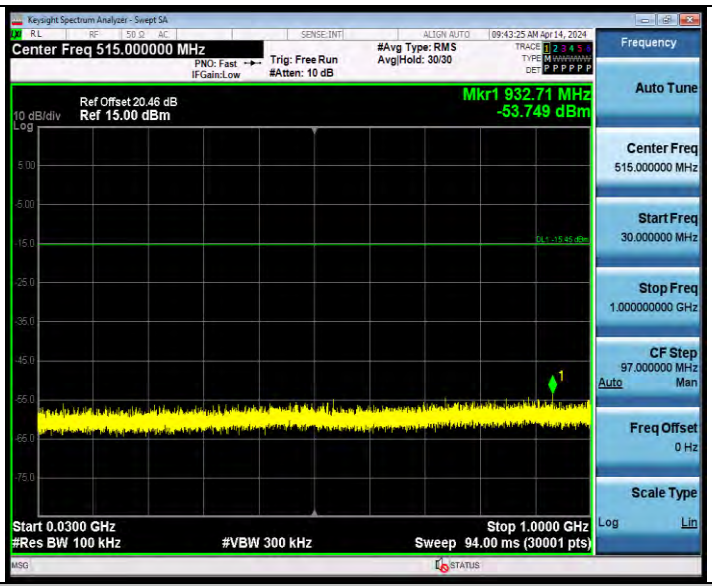

BLE_125K_Ant8_2440_1000~26500

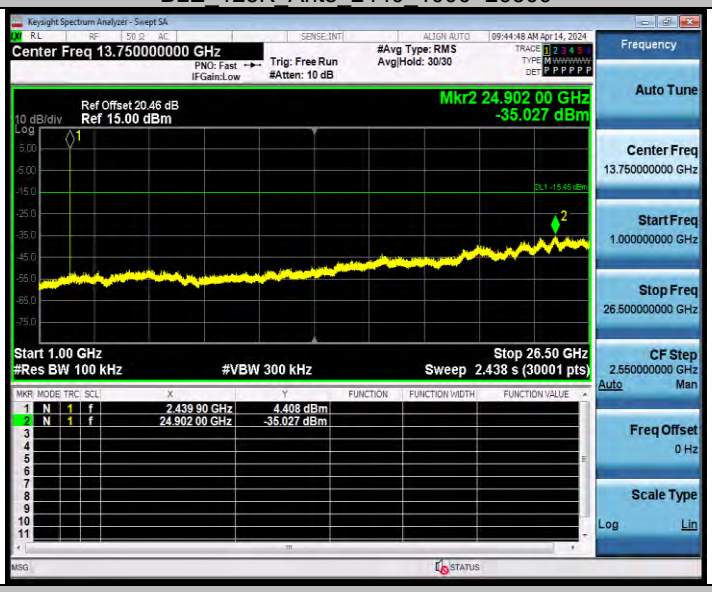

BLE_125K_Ant8_2480_0~Reference

BLE_125K_Ant8_2480_30~1000

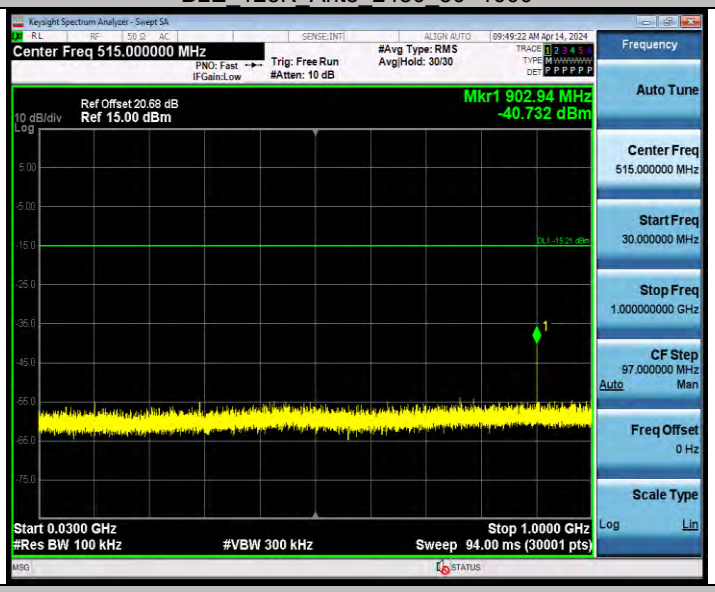

BLE_125K_Ant8_2480_1000~26500

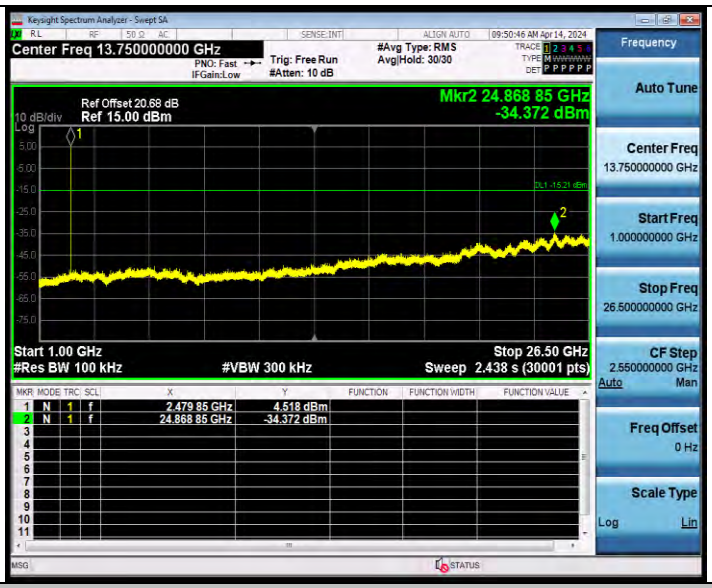

BLE_500K_Ant8_2402_0~Reference

BLE_500K_Ant8_2402_30~1000

BLE_500K_Ant8_2402_1000~26500

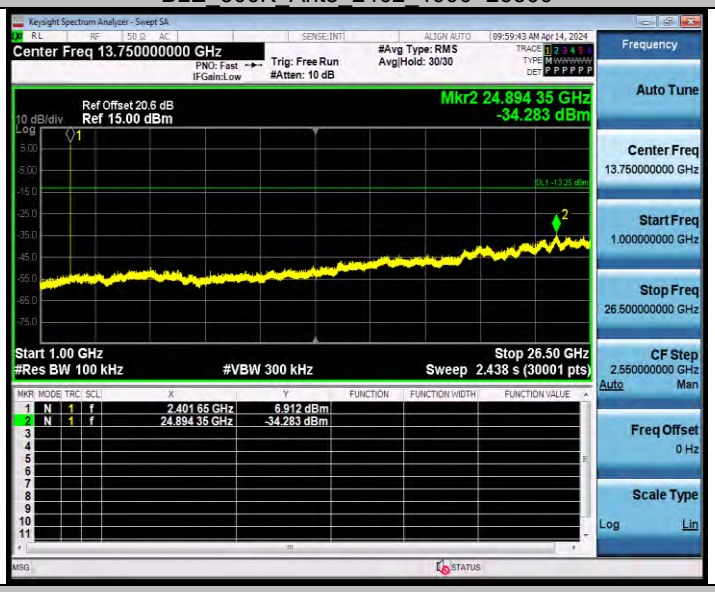

BLE_500K_Ant8_2440_0~Reference

BLE_500K_Ant8_2440_30~1000

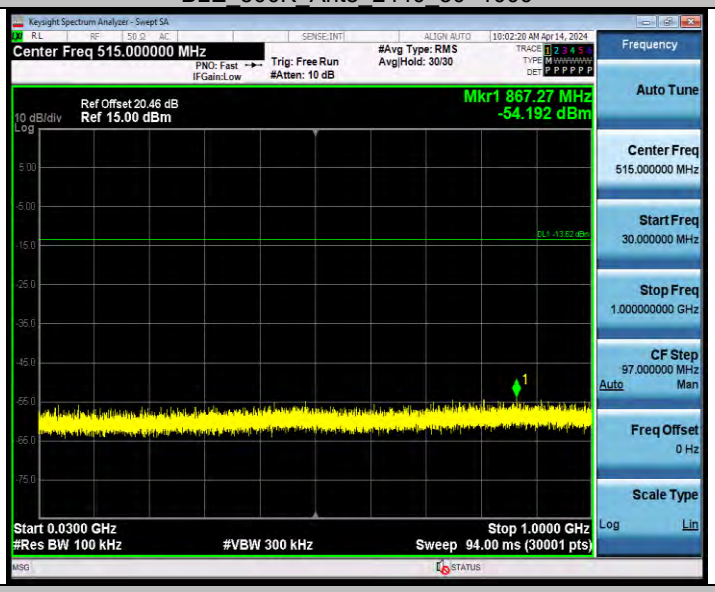

BLE_500K_Ant8_2440_1000~26500

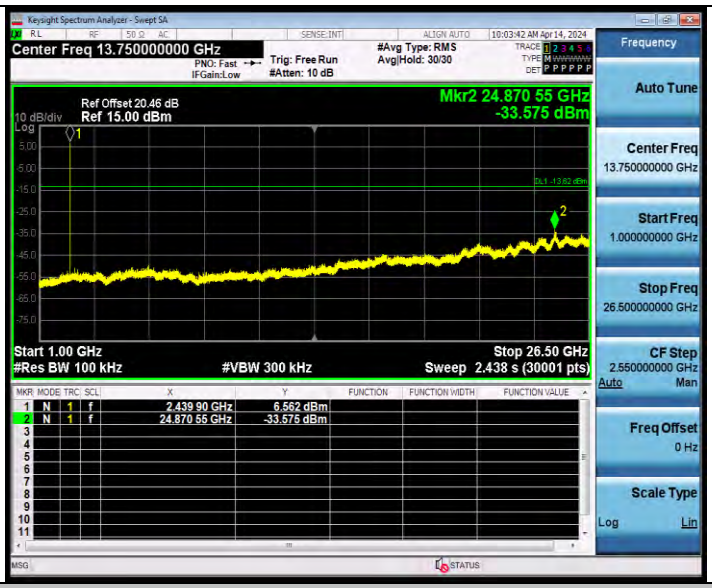

BLE_500K_Ant8_2480_0~Reference

BLE_500K_Ant8_2480_30~1000
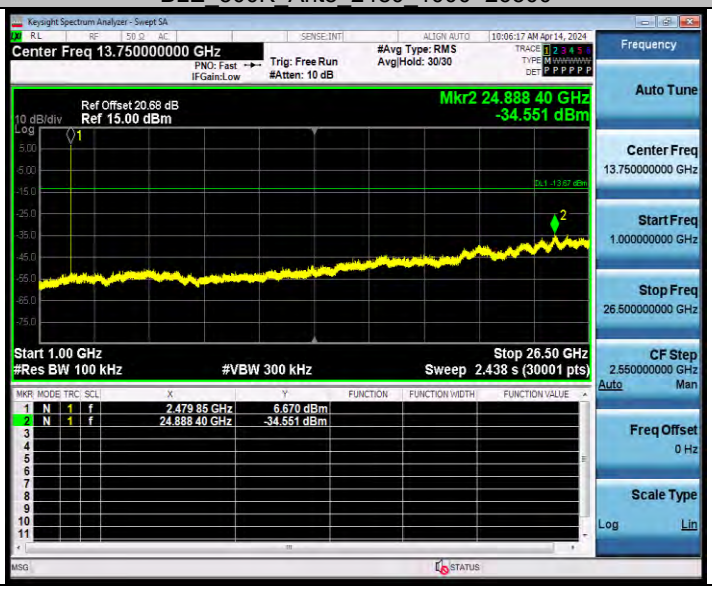
BLE_500K_Ant8_2480_1000~26500