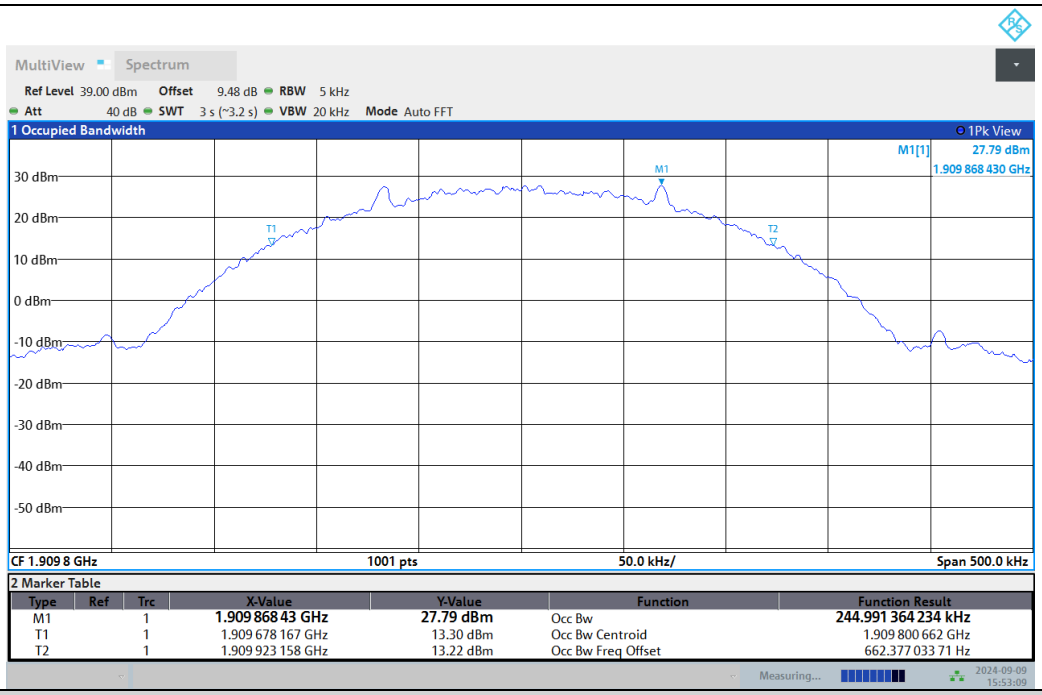

EGPRS1900-512

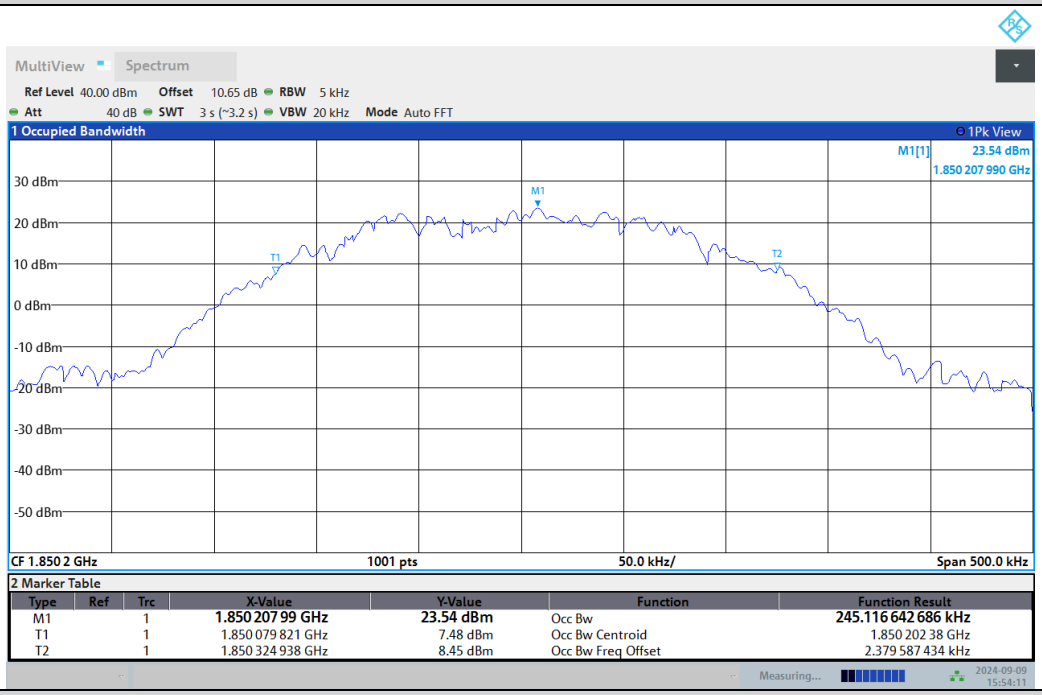

EGPRS1900-661

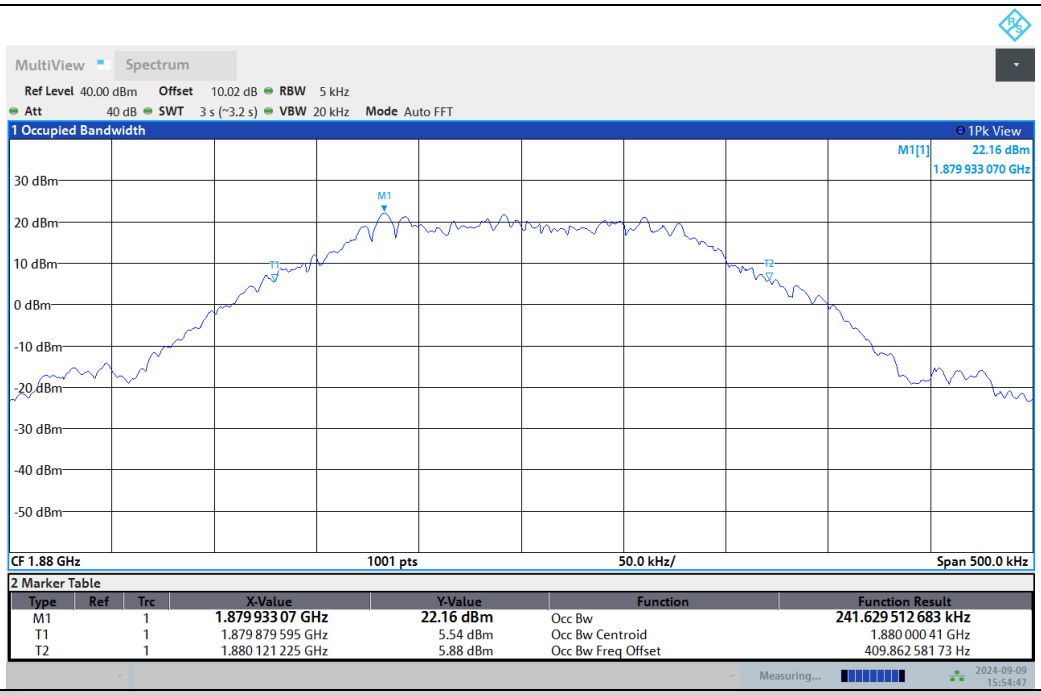

EGPRS1900-810

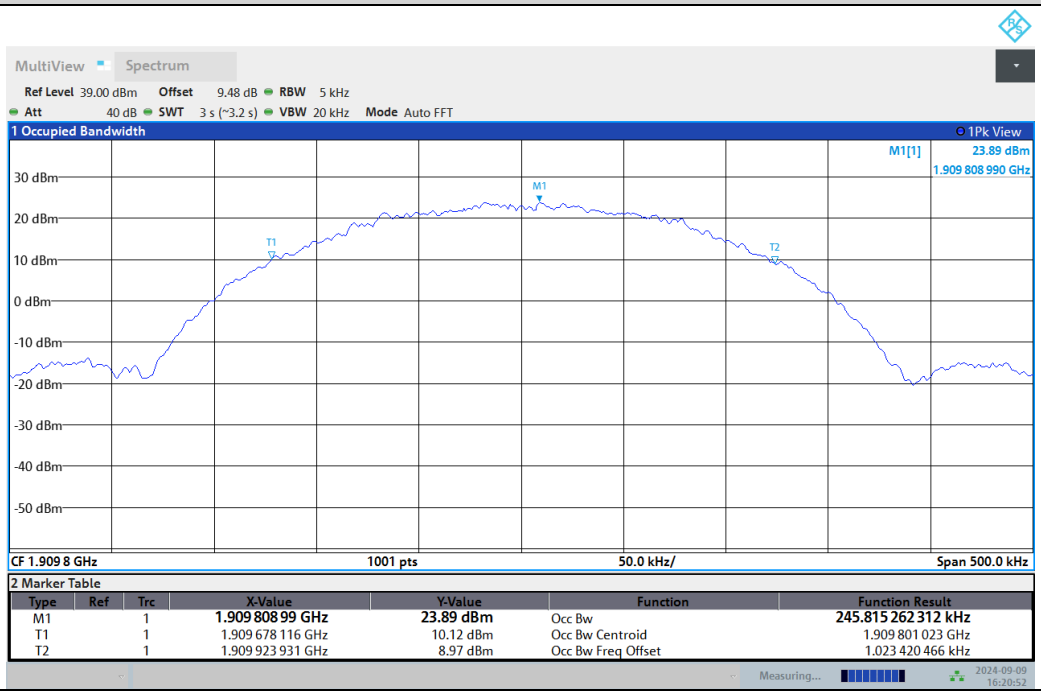

26dB Bandwidth

GSM1900-512

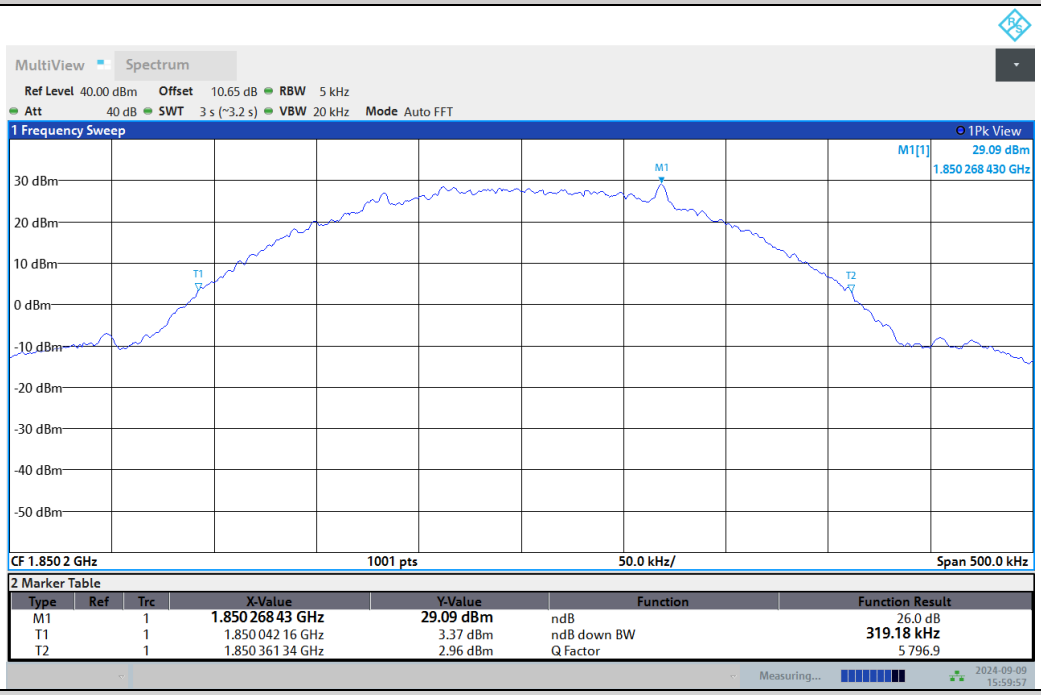

GSM1900-661

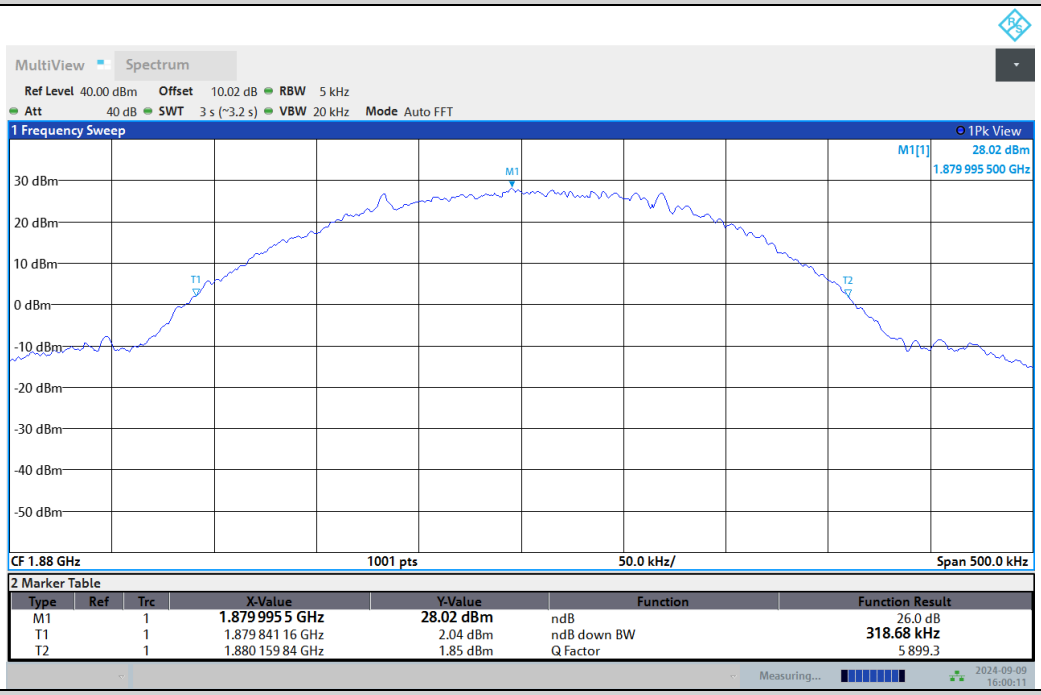

GSM1900-810

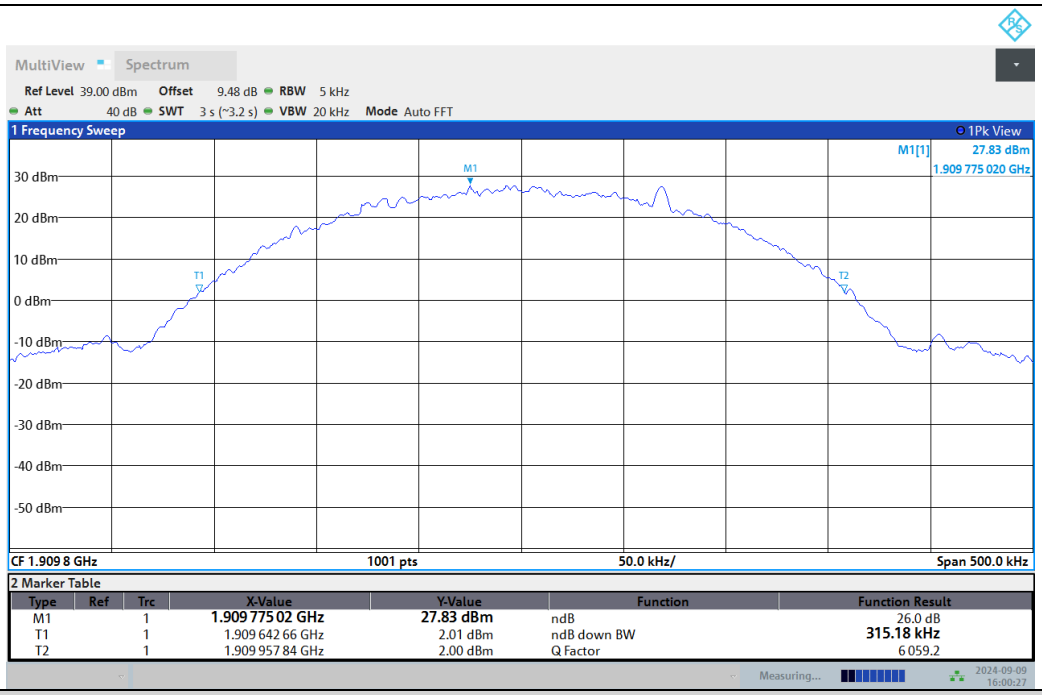

EGPRS1900-512

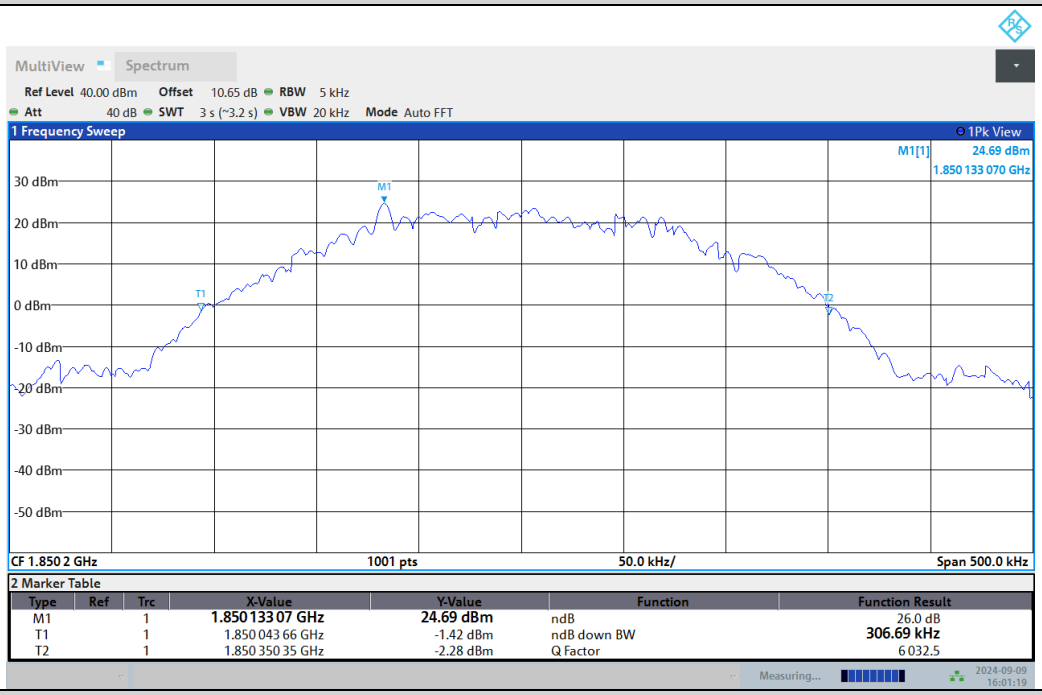

EGPRS1900-661

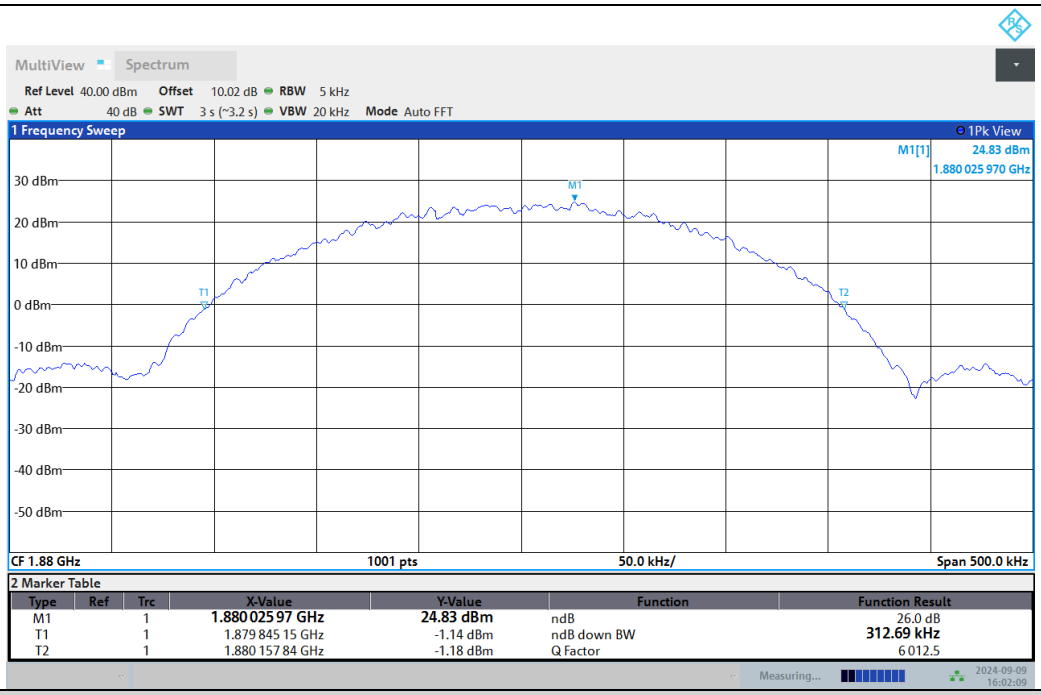

EGPRS1900-810

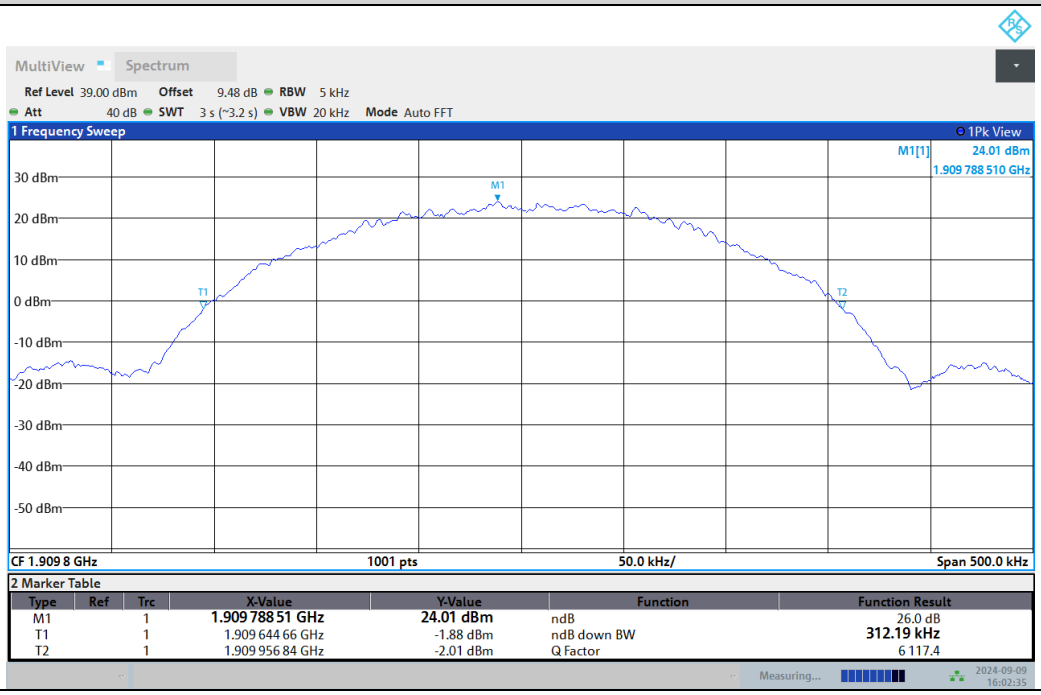

BAND EDGE

Test Result

Band	Channel	Freq (MHz)	Result (dBm)	Limit(dBm)	Verdict
GSM1900	512	1849.998	-26.62	-13	PASS
GSM1900	810	1910.022	-27.52	-13	PASS
EGPRS1900	512	1849.988	-32.03	-13	PASS
EGPRS1900	810	1910.020	-35.01	-13	PASS

Test Graphs

GSM1900-512

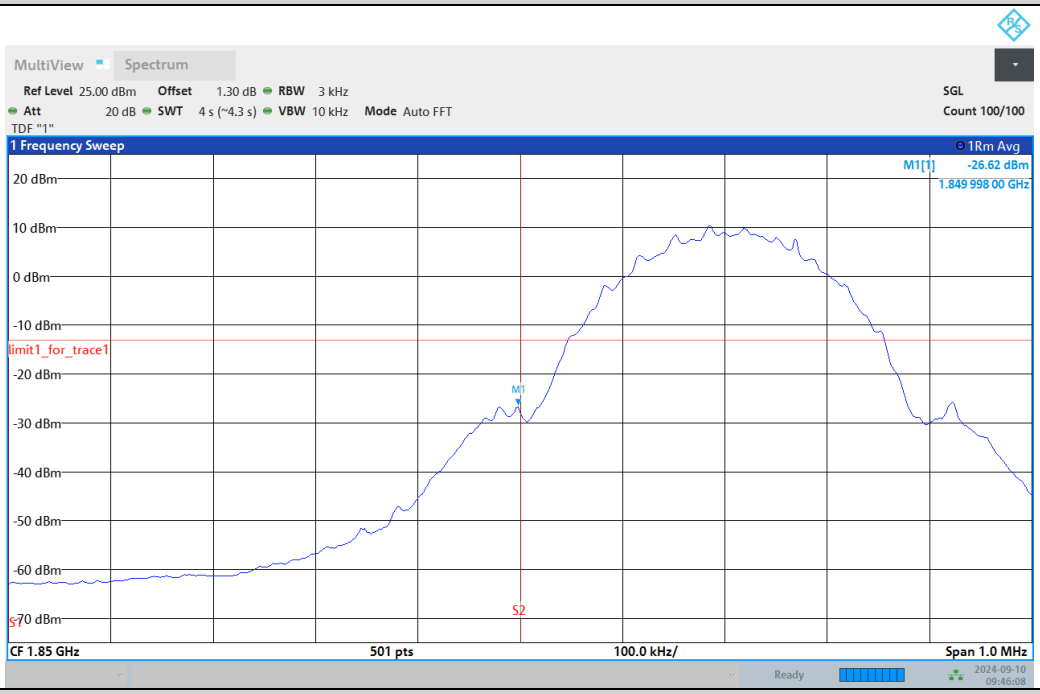

GSM1900-810

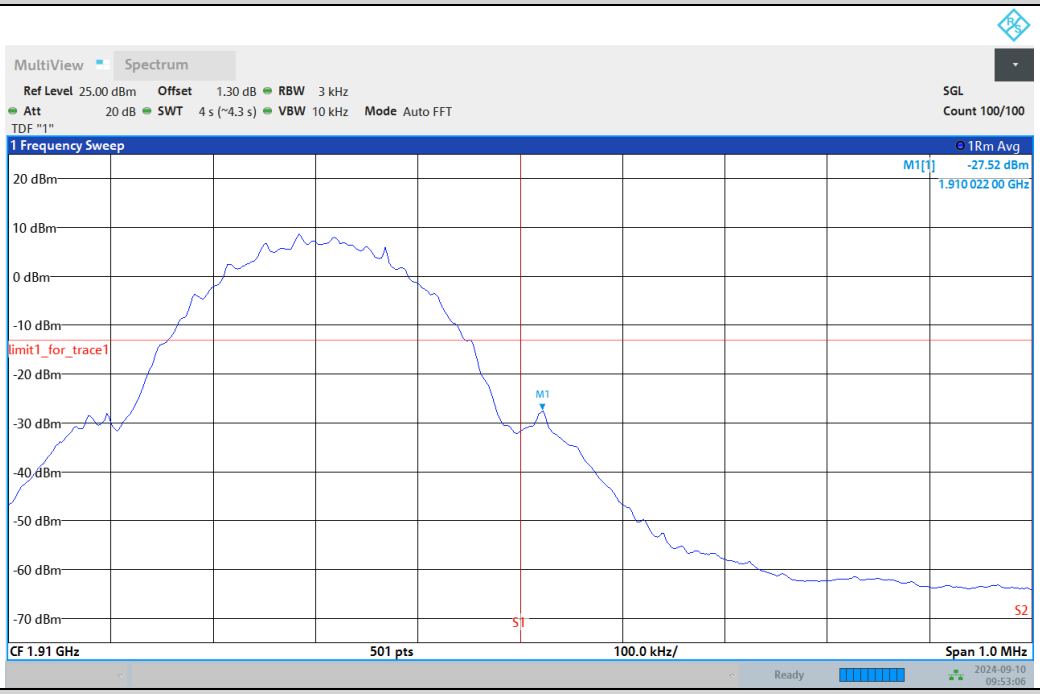

EGPRS1900-512

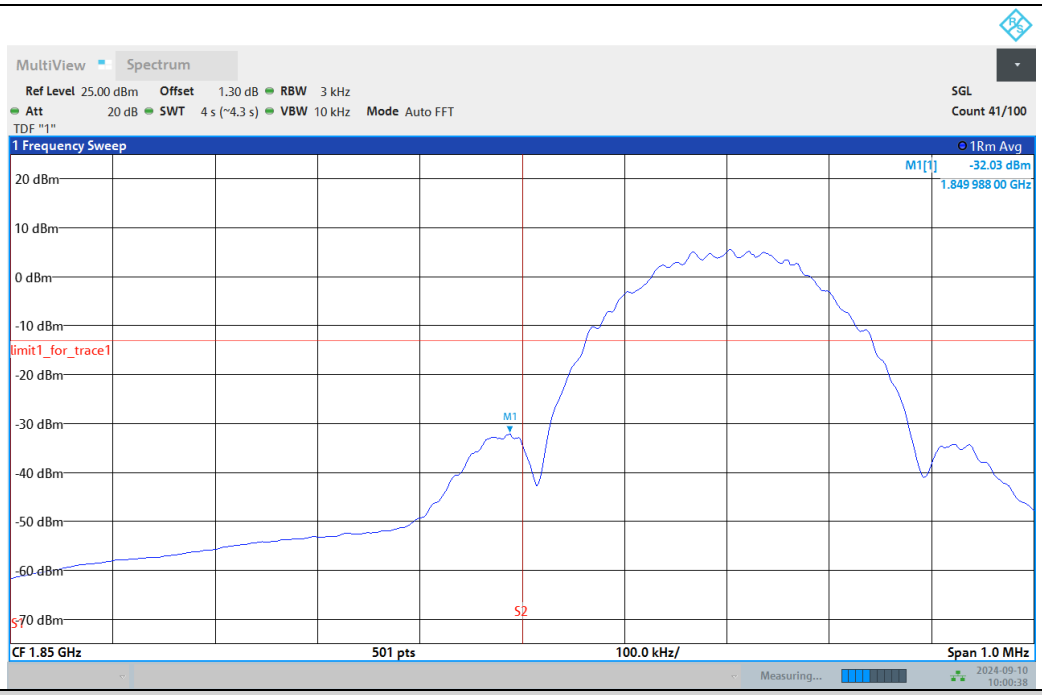

EGPRS1900-810

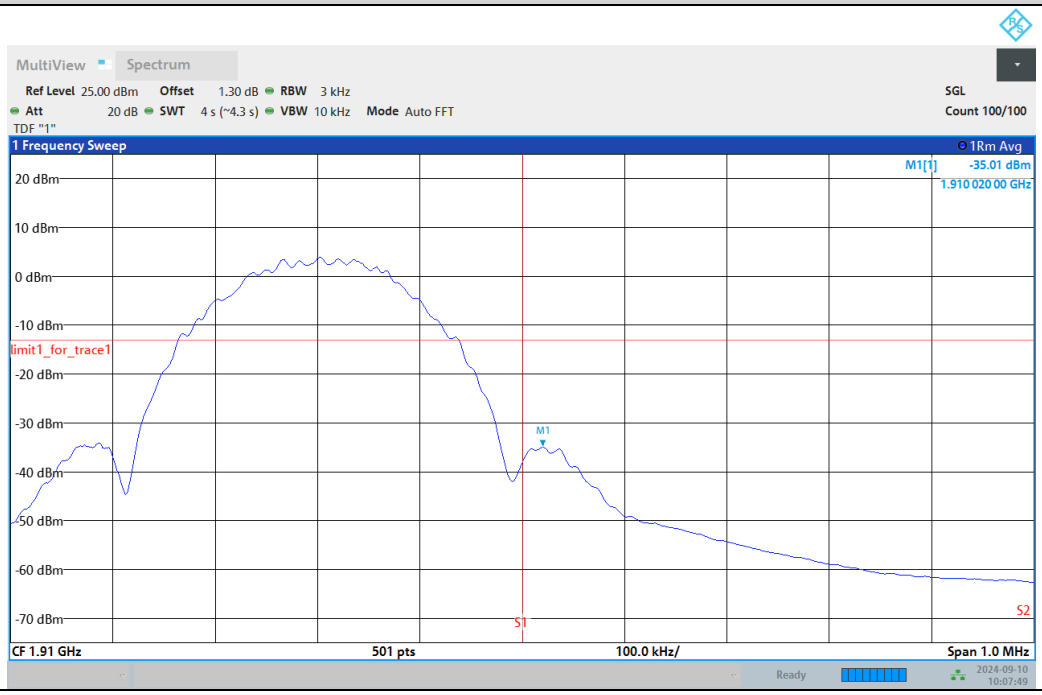

CONDUCTED SPURIOUS EMISSIONTEST RESULT

Band	Channel	Frequency Range(MHz)	Max.Freq. (MHz)	Result (dBm)	Limit (dBm)	Verdict
GSM1900	512	30~19100MHz	18984.944	-22.77	-13	PASS
GSM1900	661	30~19100MHz	18808.865	-22.58	-13	PASS
GSM1900	810	30~19100MHz	18892.137	-22.85	-13	PASS
EGPRS1900	512	30~19100MHz	18967.781	-21.93	-13	PASS
EGPRS1900	661	30~19100MHz	19026.898	-22.60	-13	PASS
EGPRS1900	810	30~19100MHz	18951.254	-22.39	-13	PASS

Test Graphs

GSM1900-512-30~19100MHz

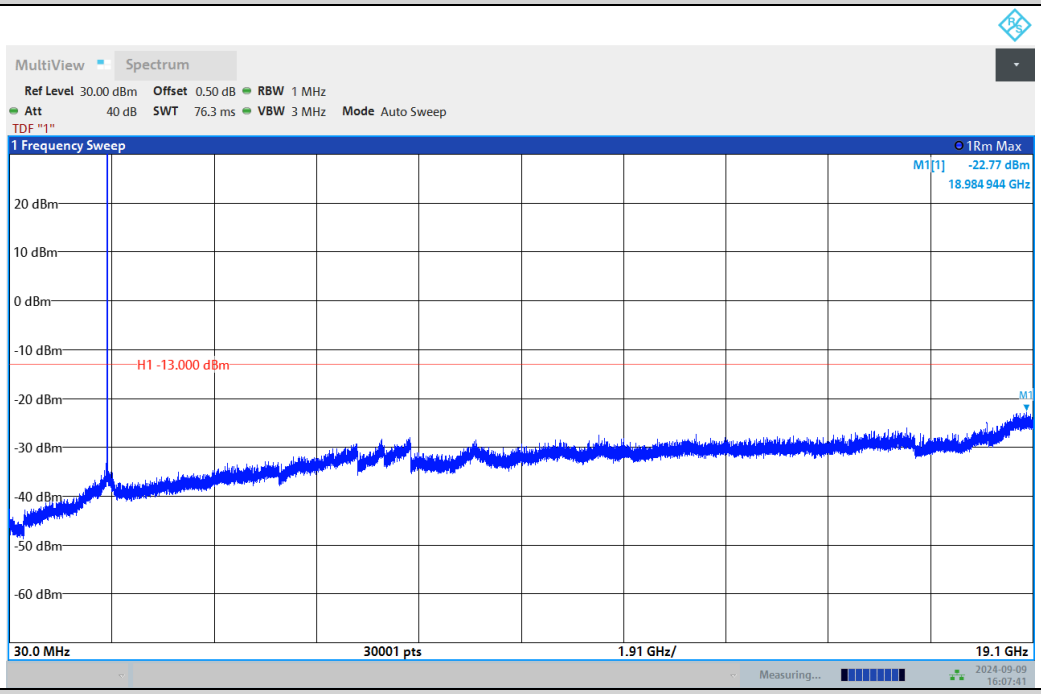

GSM1900-661-30~19100MHz

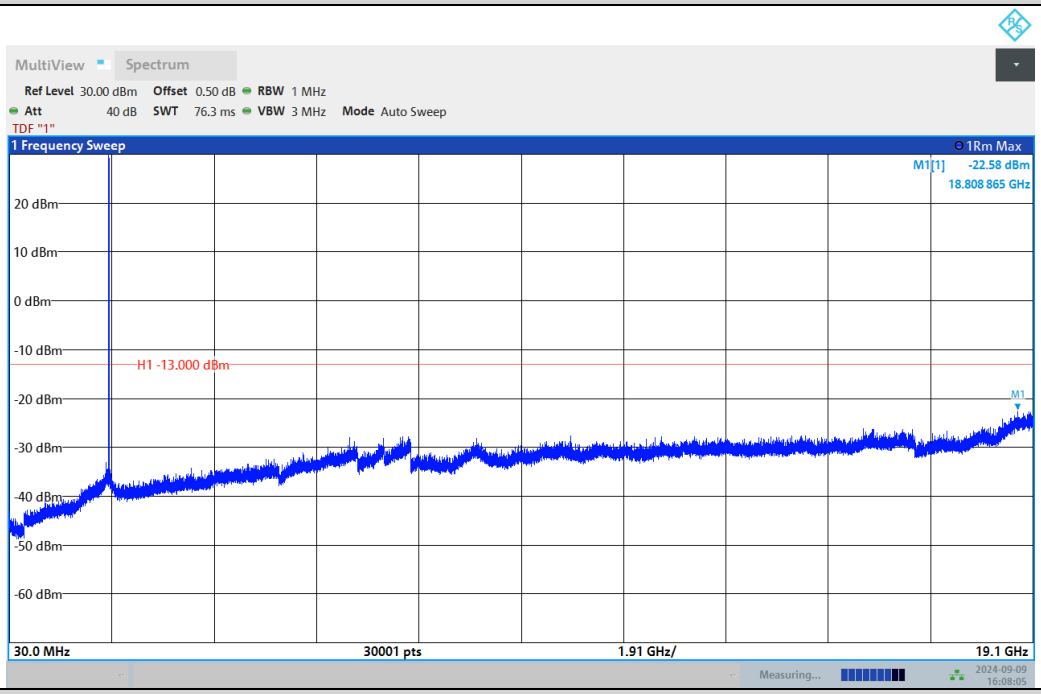

GSM1900-810-30~19100MHz

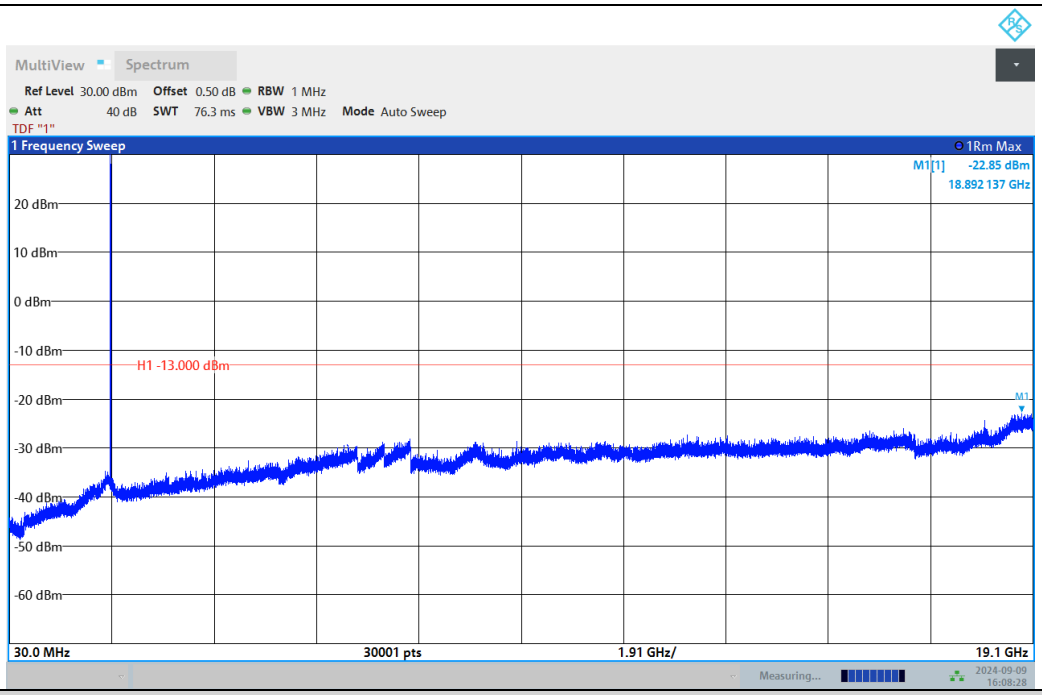

EGPRS1900-512-30~19100MHz

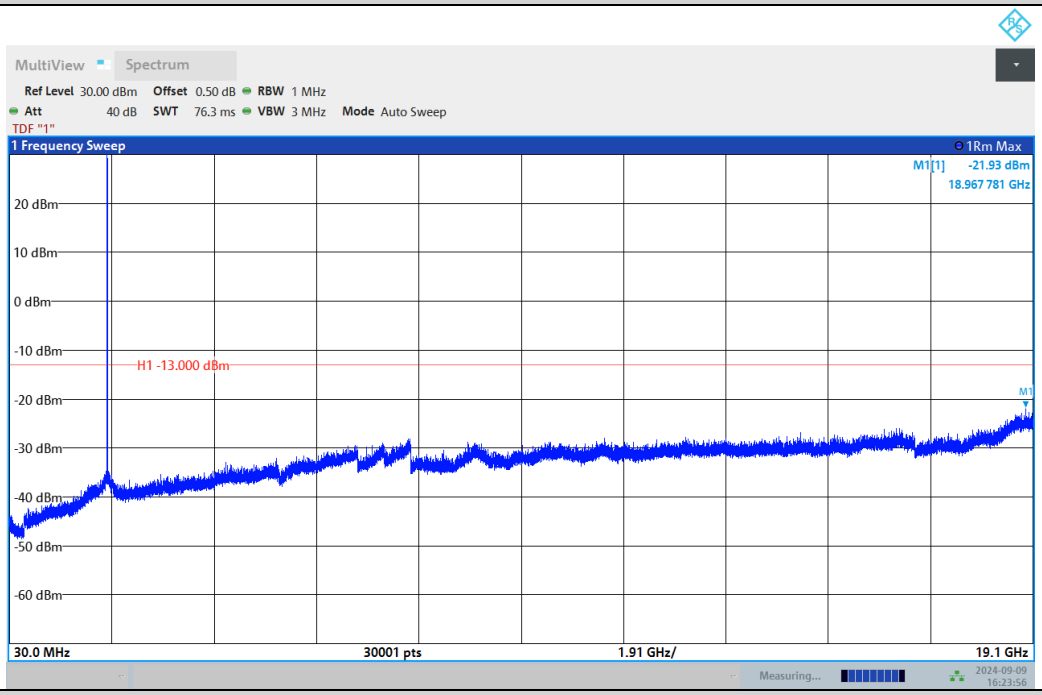

EGPRS1900-661-30~19100MHz

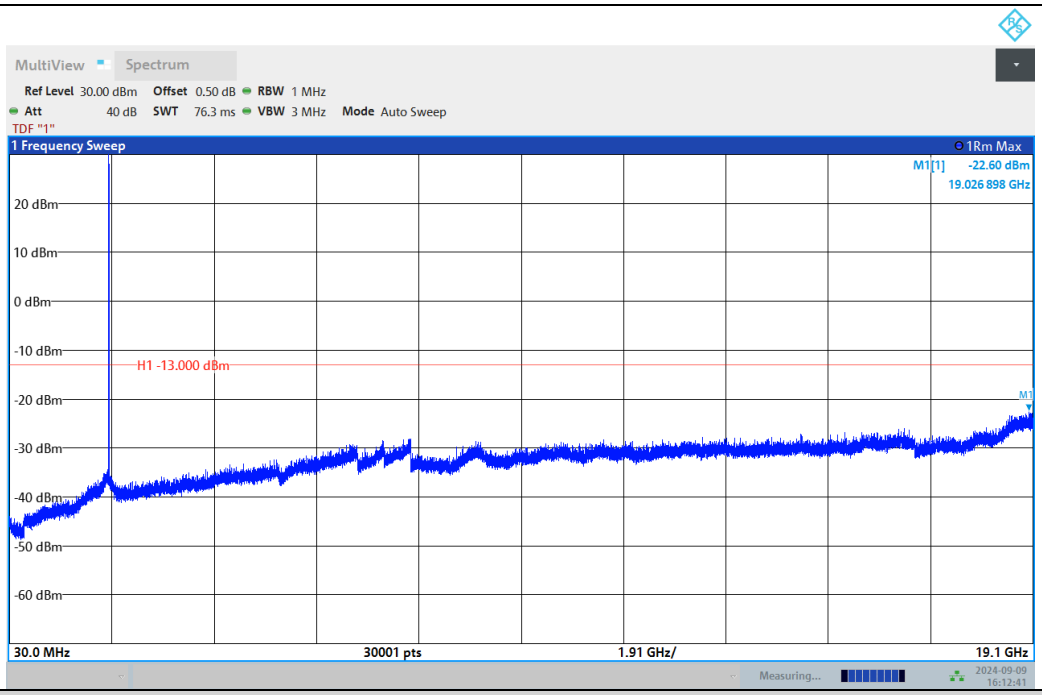

EGPRS1900-810-30~19100MHz

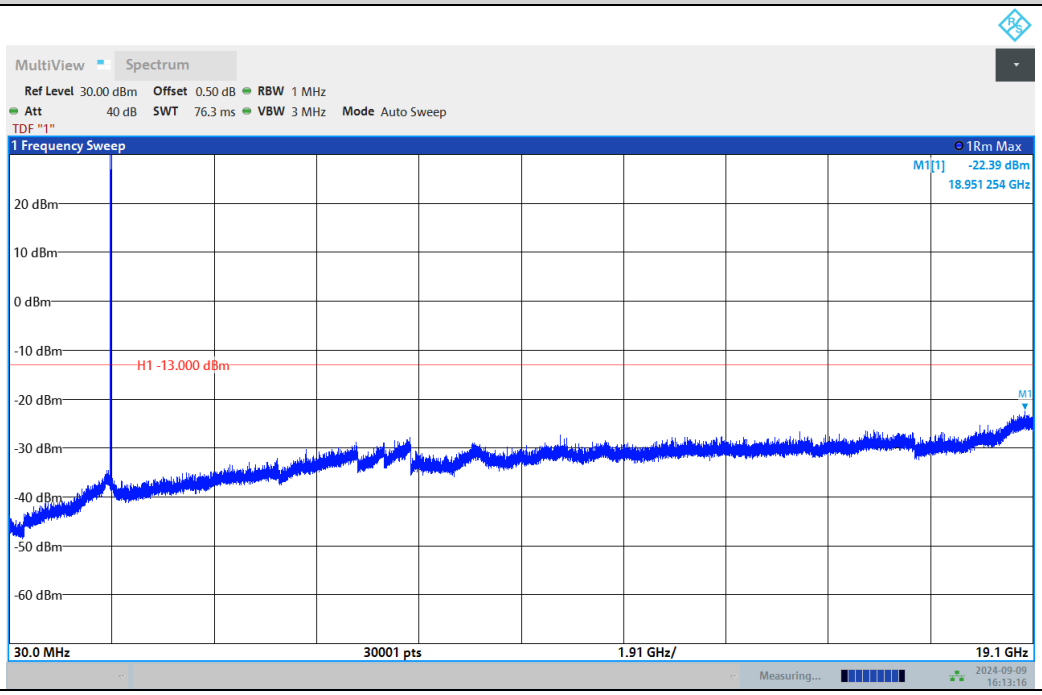

FREQUENCY STABILITY

Test Result

Voltage							
Band	Channel	Voltage [Vdc]	Temperature (℃)	Deviation (Hz)	Deviation (ppm)	Limit (ppm)	Verdict
GSM1900	512	LV	NT	-1.60	-0.0019	±2.5	PASS
GSM1900	512	NV	NT	-1.72	-0.0021	±2.5	PASS
GSM1900	512	HV	NT	-7.33	-0.0088	±2.5	PASS
GSM1900	661	LV	NT	4.72	0.0056	±2.5	PASS
GSM1900	661	NV	NT	-7.32	-0.0088	±2.5	PASS
GSM1900	661	HV	NT	-0.78	-0.0009	±2.5	PASS
GSM1900	810	LV	NT	-9.59	-0.0113	±2.5	PASS
GSM1900	810	NV	NT	-9.47	-0.0112	±2.5	PASS
GSM1900	810	HV	NT	-5.30	-0.0029	±2.5	PASS

Temperature							
Band	Channel	Voltage [Vdc]	Temperature (℃)	Deviation (Hz)	Deviation (ppm)	Limit (ppm)	Verdict
GSM1900	512	NV	-30	-2.62	0.0028	±2.5	PASS
GSM1900	512	NV	-20	-1.88	0.0020	±2.5	PASS
GSM1900	512	NV	-10	-0.56	-0.0003	±2.5	PASS
GSM1900	512	NV	0	-6.88	-0.0037	±2.5	PASS
GSM1900	512	NV	10	-5.68	-0.0031	±2.5	PASS
GSM1900	512	NV	20	8.29	0.0045	±2.5	PASS
GSM1900	512	NV	30	-3.47	-0.0019	±2.5	PASS
GSM1900	512	NV	40	-8.04	-0.0043	±2.5	PASS
GSM1900	512	NV	50	4.31	0.0023	±2.5	PASS
GSM1900	661	NV	-30	8.13	0.0043	±2.5	PASS
GSM1900	661	NV	-20	2.40	0.0013	±2.5	PASS
GSM1900	661	NV	-10	6.39	0.0034	±2.5	PASS
GSM1900	661	NV	0	-4.81	-0.0026	±2.5	PASS
GSM1900	661	NV	10	-8.01	-0.0043	±2.5	PASS
GSM1900	661	NV	20	6.47	0.0034	±2.5	PASS
GSM1900	661	NV	30	1.03	0.0005	±2.5	PASS
GSM1900	661	NV	40	-7.57	-0.0040	±2.5	PASS
GSM1900	661	NV	50	0.32	0.0002	±2.5	PASS
GSM1900	810	NV	-30	-8.53	-0.0045	±2.5	PASS
GSM1900	810	NV	-20	8.54	0.0045	±2.5	PASS
GSM1900	810	NV	-10	6.68	0.0035	±2.5	PASS
GSM1900	810	NV	0	9.60	0.0050	±2.5	PASS
GSM1900	810	NV	10	3.28	0.0017	±2.5	PASS
GSM1900	810	NV	20	7.32	0.0038	±2.5	PASS
GSM1900	810	NV	30	-6.47	-0.0034	±2.5	PASS
GSM1900	810	NV	40	6.09	0.0032	±2.5	PASS
GSM1900	810	NV	50	0.97	0.0005	±2.5	PASS

MAX Deviation calculation

Frequency Stability	Frequency (MHz)	Limit Line(MHz)	Result
fL-|MAX(△f)|	1850.077100	≥1850	PASS
fH+|MAX(△f)|	1909.677514	≤1910	

Note：1. |MAX(△f)| = Max Deviation
2. fL = Occ low channel fl(-13dBm/MHz)
3. fH = Occ High channel fH(-13dBm/MHz)
4. |MAX(△f)| =9.6 Hz.

CDMA2000 BC1

PEAK-TO-AVERAGE RATIO(CCDF)

Test Result

Band	Channel	Result(dB)	Limit(dB)	Verdict
CMDA BC1	25	2.42	13	PASS
CMDA BC1	600	2.51	13	PASS
CMDA BC1	1175	2.48	13	PASS

Test Graphs

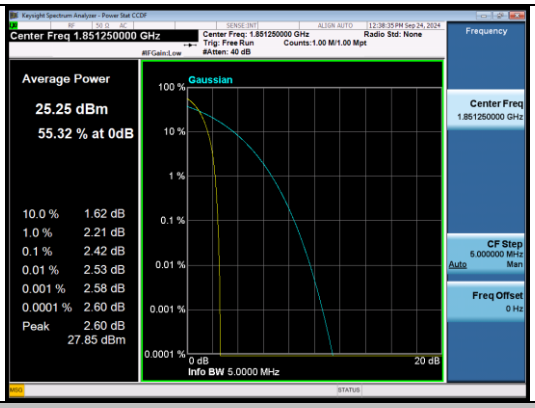

CMDA BC1-25-0-PASS

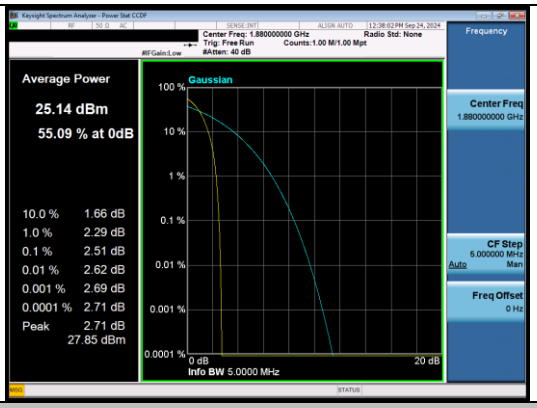

CMDA BC1-600-0-PASS

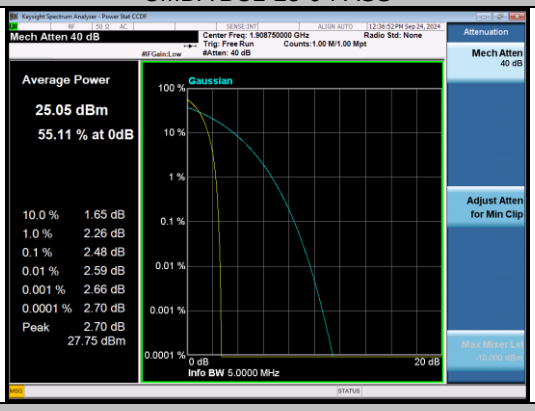

CMDA BC1-1175-0-PASS

26DB BANDWIDTH AND OCCUPIED BANDWIDTH

Test Result

Band	Channel	Occupied Bandwidth (MHz)	26dB Bandwidth (MHz)	Limit (MHz)	Verdict
CMDA BC1	25	1.2857	1.452	---	PASS
CMDA BC1	600	1.2806	1.442	---	PASS
CMDA BC1	1175	1.2840	1.448	---	PASS

Test Graphs

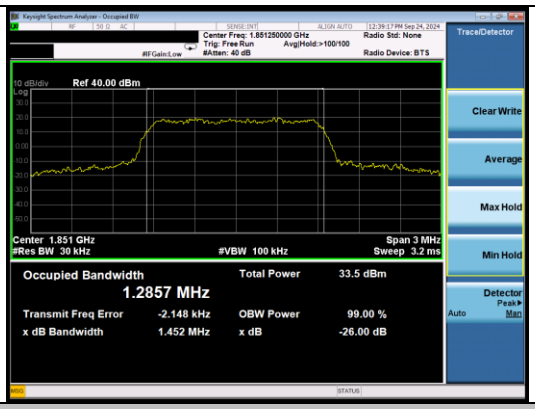	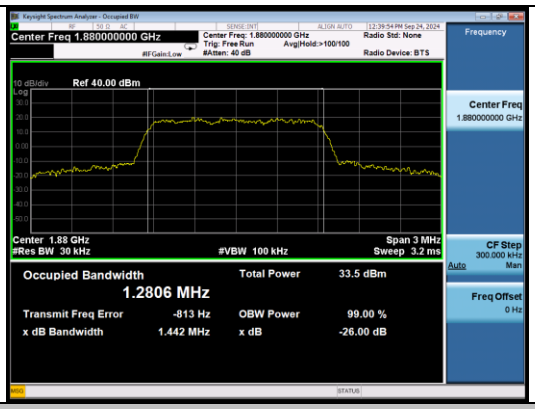
CMDA BC1-25-0-PASS	CMDA BC1-600-0-PASS
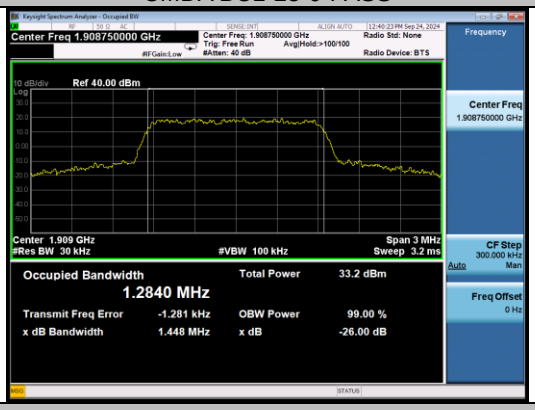	/
CMDA BC1-1175-0-PASS	/

BAND EDGE

Test Result

Band	Channel	Result	Limit(dBm)	Verdict
CMDA BC1	25	Seegraph	-13	PASS
CMDA BC1	1175	Seegraph	-13	PASS

Test Graphs

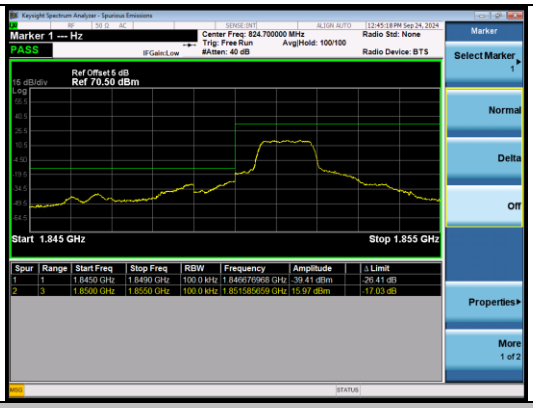

CMDA BC1-25-0-PASS

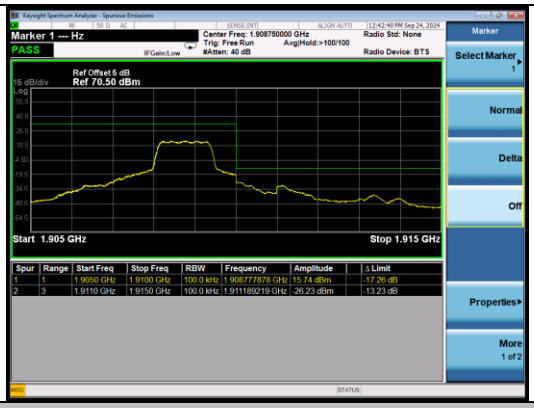

CMDA BC1-1175-0-PASS

CONDUCTED SPURIOUS EMISSION

Test Result

Band	Channel	Frequency Range(MHz)	Result (dBm)	Limit (dBm)	Verdict
CMDA BC1	25	30~19100MHz	Seegraph	-13	PASS
CMDA BC1	600	30~19100MHz	Seegraph	-13	PASS
CMDA BC1	1175	30~19100MHz	Seegraph	-13	PASS

Test Graphs

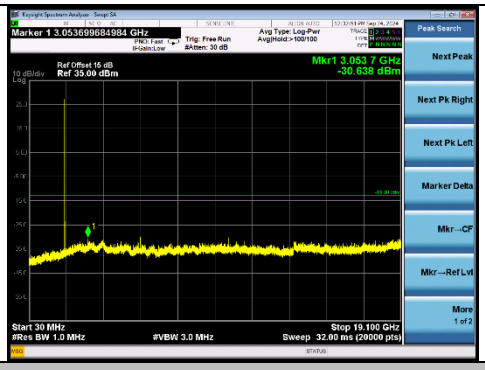	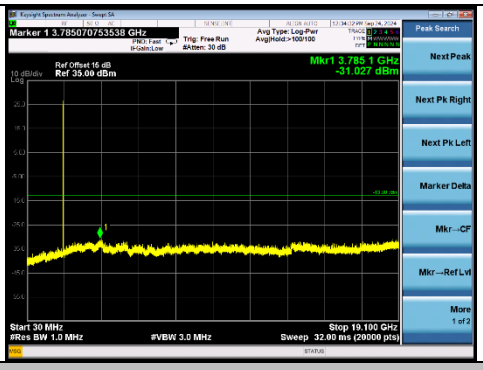
CMDA BC1-25-0-30~19100MHz-PASS	CMDA BC1-600-0-30~19100MHz-PASS
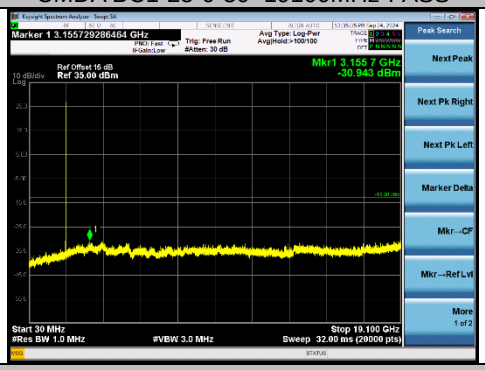	/
CMDA BC1-1175-0-30~19100MHz-PASS	/

FREQUENCY STABILITY

Test Result

Voltage							
Band	Channel	Voltage [Vdc]	Temperature (℃)	Deviation (Hz)	Deviation (ppm)	Limit (ppm)	Verdict
CMDA BC1	25	VN	NT	-14.98	-0.008092	±2.5	PASS
CMDA BC1	25	VL	NT	-16.02	-0.008654	±2.5	PASS
CMDA BC1	25	VH	NT	-13.35	-0.007211	±2.5	PASS
CMDA BC1	600	VN	NT	12.67	0.006739	±2.5	PASS
CMDA BC1	600	VL	NT	-14.09	-0.007495	±2.5	PASS
CMDA BC1	600	VH	NT	-14.25	-0.00758	±2.5	PASS
CMDA BC1	1175	VN	NT	-13.57	-0.007109	±2.5	PASS
CMDA BC1	1175	VL	NT	11.87	0.006219	±2.5	PASS
CMDA BC1	1175	VH	NT	-10.63	-0.005569	±2.5	PASS

Temperature							
Band	Channel	Voltage [Vdc]	Temperature (℃)	Deviation (Hz)	Deviation (ppm)	Limit (ppm)	Verdict
CMDA BC1	25	NV	-30	-14.59	-0.007881	±2.5	PASS
CMDA BC1	25	NV	-20	-13.7	-0.0074	±2.5	PASS
CMDA BC1	25	NV	-10	-12.52	-0.006763	±2.5	PASS
CMDA BC1	25	NV	0	-12.51	-0.006758	±2.5	PASS
CMDA BC1	25	NV	10	-13.57	-0.00733	±2.5	PASS
CMDA BC1	25	NV	20	-13.75	-0.007427	±2.5	PASS
CMDA BC1	25	NV	30	-13.68	-0.00739	±2.5	PASS
CMDA BC1	25	NV	40	-12.85	-0.006941	±2.5	PASS
CMDA BC1	25	NV	50	10.8	0.005834	±2.5	PASS

CMDA BC1	600	NV	-30	-12.59	-0.006697	±2.5	PASS
CMDA BC1	600	NV	-20	-14.03	-0.007463	±2.5	PASS
CMDA BC1	600	NV	-10	-12.49	-0.006644	±2.5	PASS
CMDA BC1	600	NV	0	-10.93	-0.005814	±2.5	PASS
CMDA BC1	600	NV	10	-12.63	-0.006718	±2.5	PASS
CMDA BC1	600	NV	20	9.5	0.005053	±2.5	PASS
CMDA BC1	600	NV	30	-12.68	-0.006745	±2.5	PASS
CMDA BC1	600	NV	40	-11.88	-0.006319	±2.5	PASS
CMDA BC1	600	NV	50	9.25	0.00492	±2.5	PASS
CMDA BC1	1175	NV	-30	-12.75	-0.00668	±2.5	PASS
CMDA BC1	1175	NV	-20	8.92	0.004673	±2.5	PASS
CMDA BC1	1175	NV	-10	-11.23	-0.005883	±2.5	PASS
CMDA BC1	1175	NV	0	-12.75	-0.00668	±2.5	PASS
CMDA BC1	1175	NV	10	-8.75	-0.004584	±2.5	PASS
CMDA BC1	1175	NV	20	-10.37	-0.005433	±2.5	PASS
CMDA BC1	1175	NV	30	-11.36	-0.005952	±2.5	PASS
CMDA BC1	1175	NV	40	12.06	0.006318	±2.5	PASS
CMDA BC1	1175	NV	50	-9.05	-0.004741	±2.5	PASS

WCDMA BAND2

PEAK-TO-AVERAGE RATIO

Test Result

Band	Channel	Peak-to-Average Ratio(dB)	Limit(dBm)	Verdict
Band2	9262	2.88	13	PASS
Band2	9400	2.90	13	PASS
Band2	9538	2.70	13	PASS

Test Graphs

Band2-9262

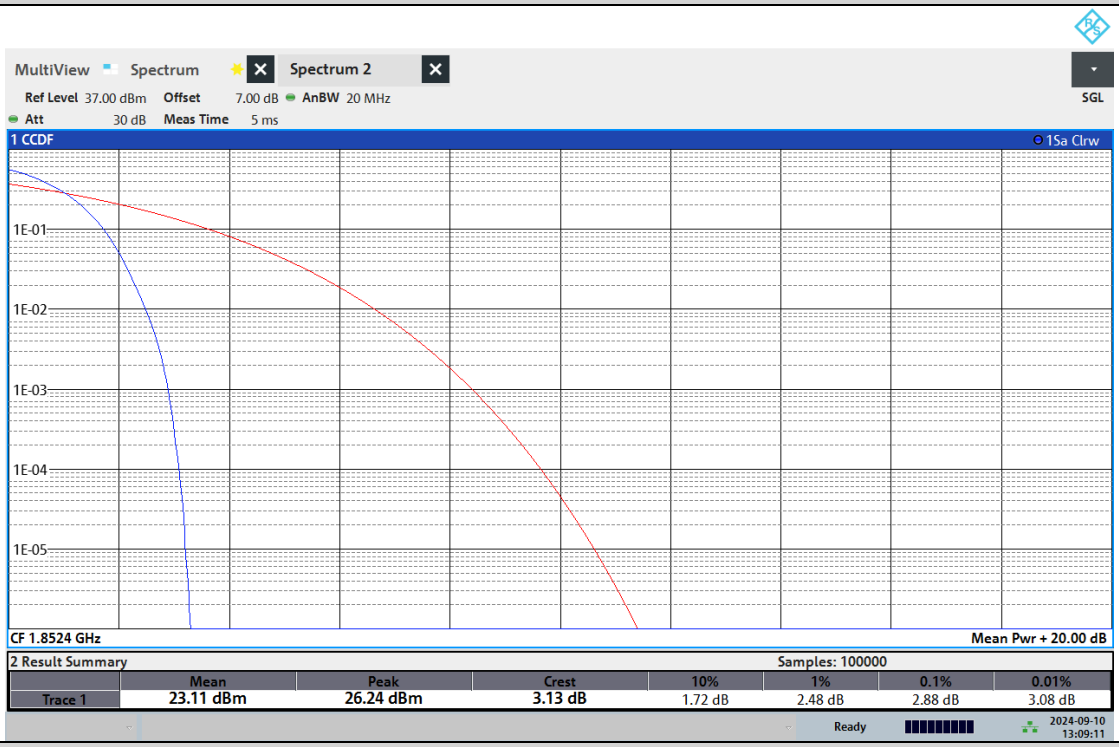

Band2-9400

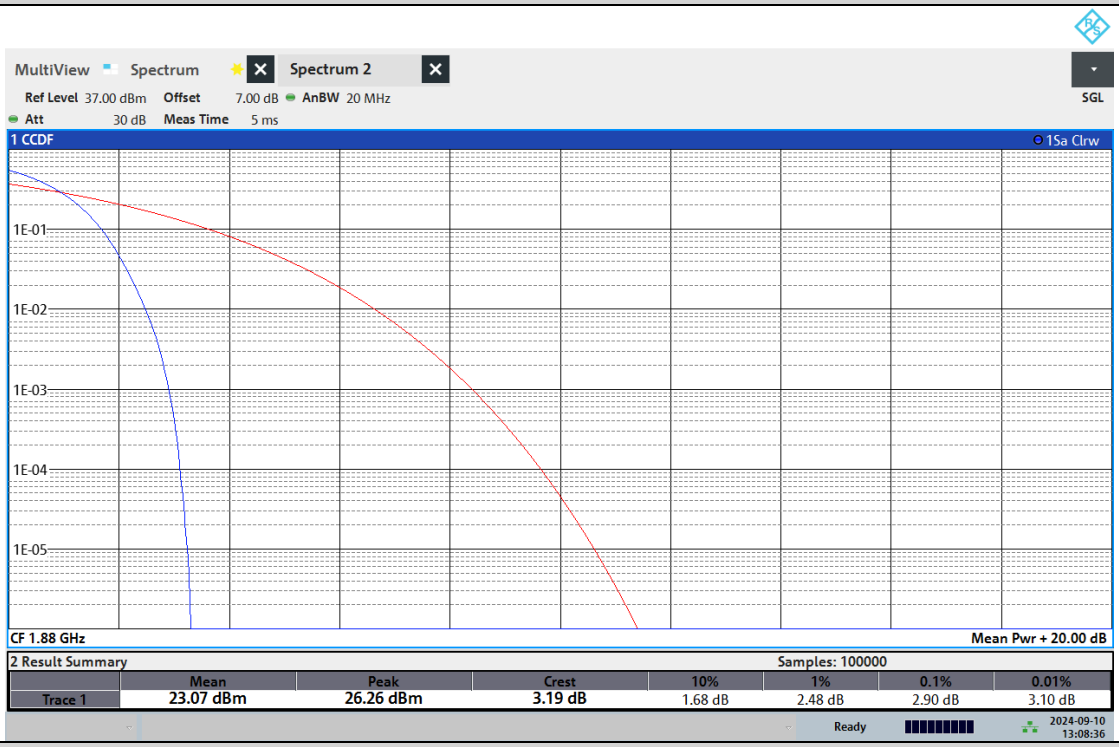

Band2-9538

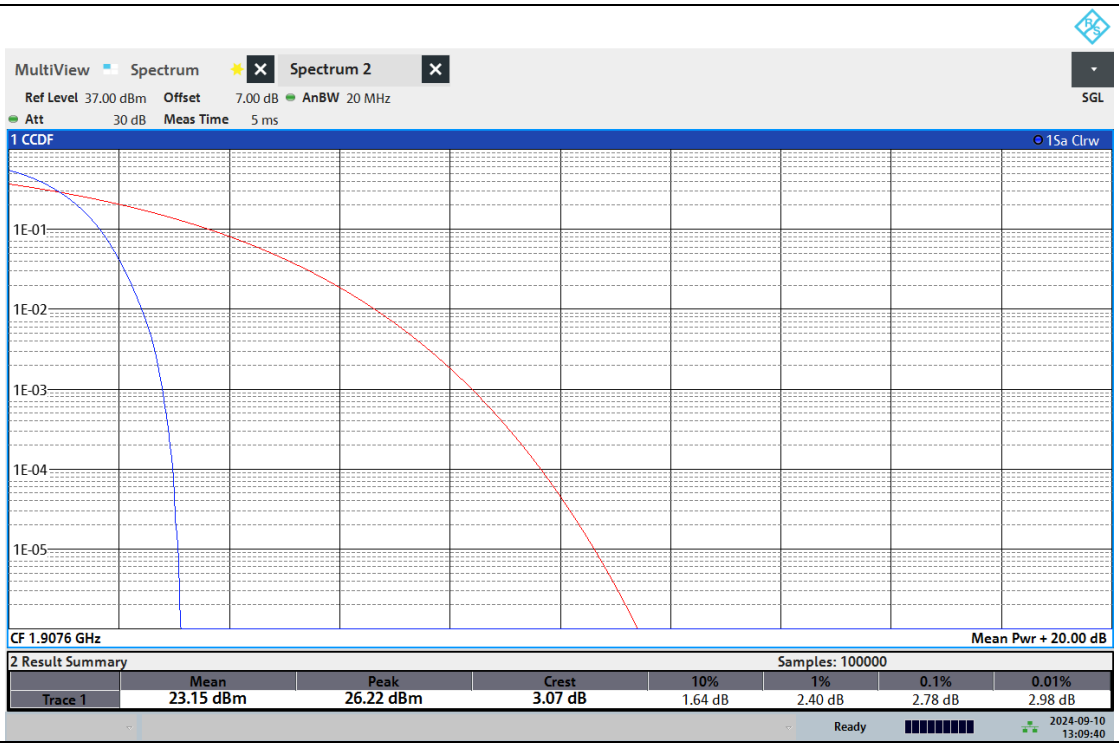
MultiView
Spectrum
Spectrum 2
Ref Level 37.00 dBm Offset 7.00 dB AnBW 20 MHz
Att 30 dB Meas Time 5 ms
SGL
1 CCDF
1Sa Clrw
1E-01
1E-02
1E-03
1E-04
1E-05
CF 1.9076 GHz
Mean Pwr + 20.00 dB
2 Result Summary
Samples: 100000
Mean Peak Crest 10% 1% 0.1% 0.01%
Trace 1 23.15 dBm 26.22 dBm 3.07 dB 1.64 dB 2.40 dB 2.78 dB 2.98 dB
Ready
2024-09-10
13:09:40

26DB BANDWIDTH AND OCCUPIED BANDWIDTH

Test Result

Band	Channel	Occupied Bandwidth (MHz)	26dB Bandwidth (MHz)	Verdict
Band2	9262	4.128	4.71	PASS
Band2	9400	4.135	4.70	PASS
Band2	9538	4.132	4.71	PASS

Test Graphs

Occupied Bandwidth

Band2-9262

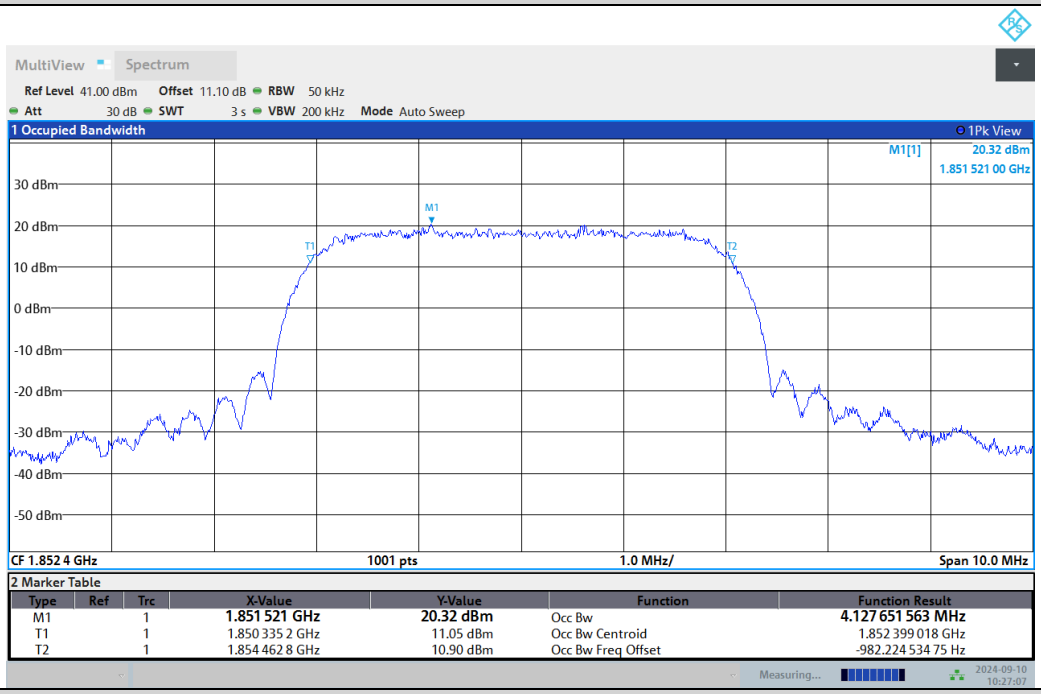

Band2-9400

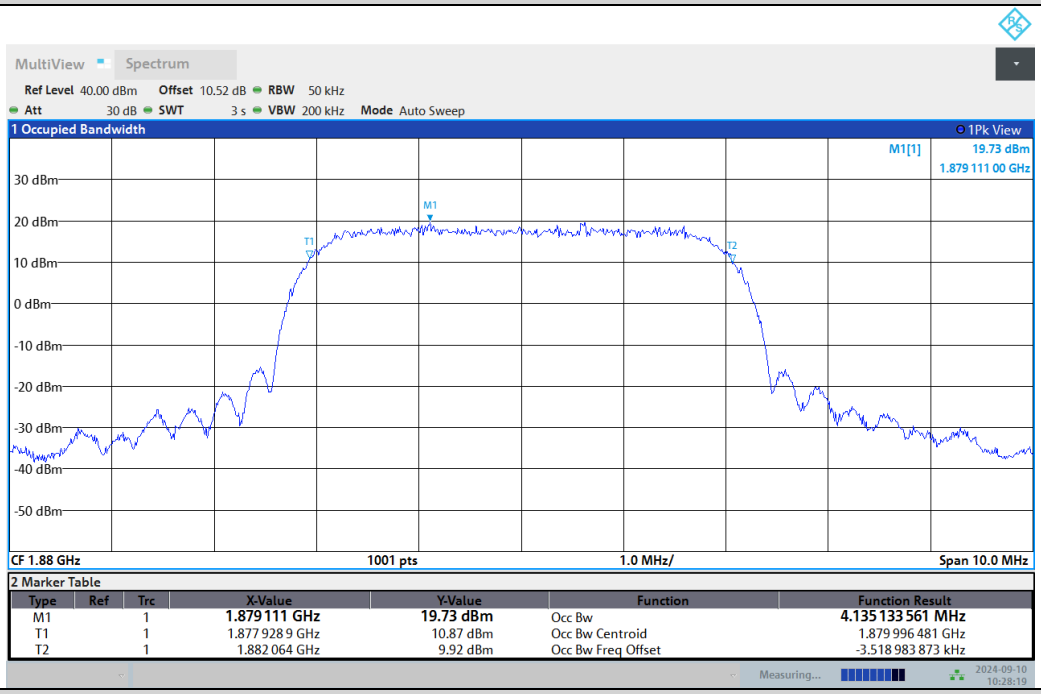

Band2-9538

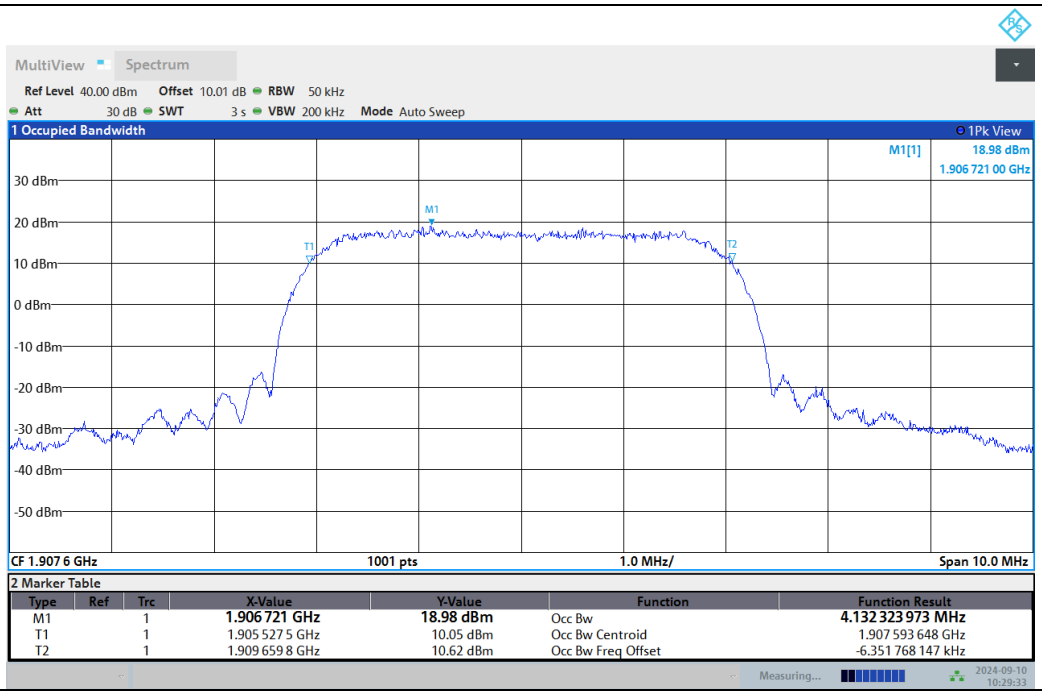

26dB Bandwidth

Band2-9262

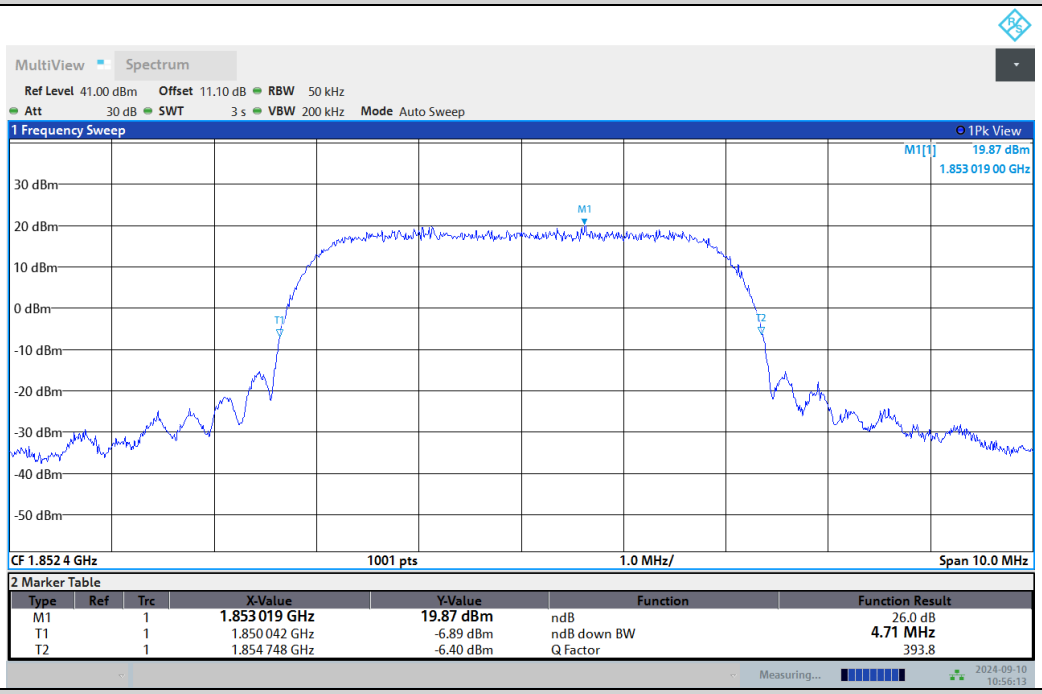

Band2-9400

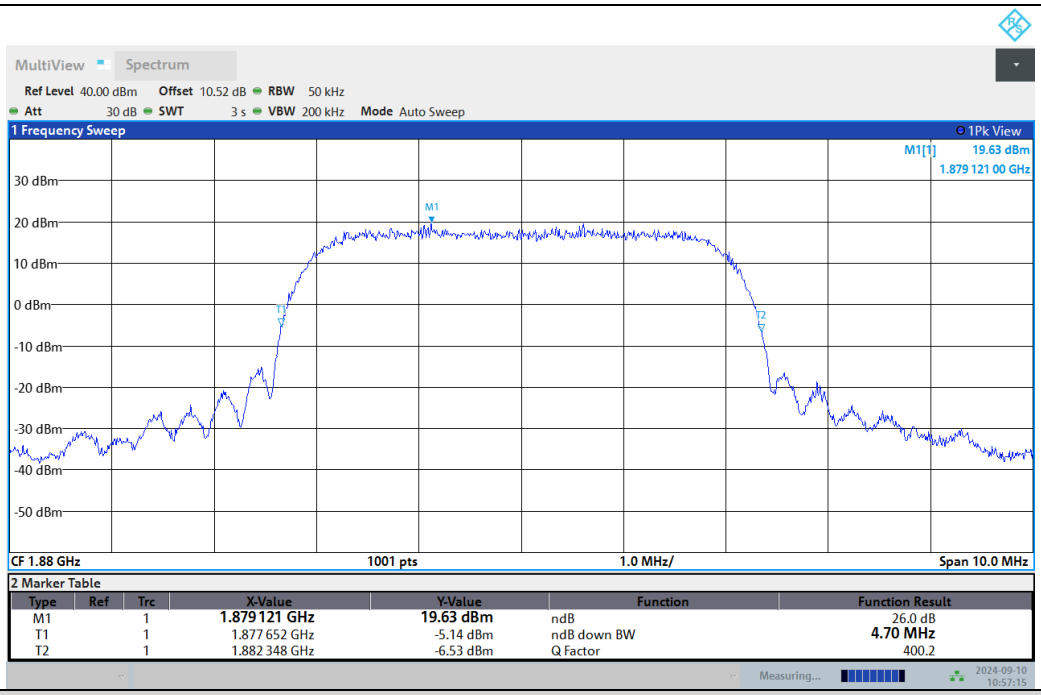
MultiView
Spectrum
Ref Level 40.00 dBm Offset 10.52 dB RBW 50 kHz
Att 30 dB SWT 3 s VBW 200 kHz Mode Auto Sweep
1 Frequency Sweep
1Pk View
M1[1] 19.63 dBm
1.879 121 00 GHz
30 dBm
20 dBm
10 dBm
0 dBm
-10 dBm
-20 dBm
-30 dBm
-40 dBm
-50 dBm
CF 1.88 GHz
1001 pts
1.0 MHz/
Span 10.0 MHz
2 Marker Table
Type Ref Trc X-Value Y-Value Function Function Result
M1 1 1.879 121 GHz 19.63 dBm ndB 26.0 dB
T1 1 1.877 652 GHz -5.14 dBm ndB down BW 4.70 MHz
T2 1 1.882 348 GHz -6.53 dBm Q Factor 400.2
Measuring...
2024-09-10
10:57:15

Band2-9538

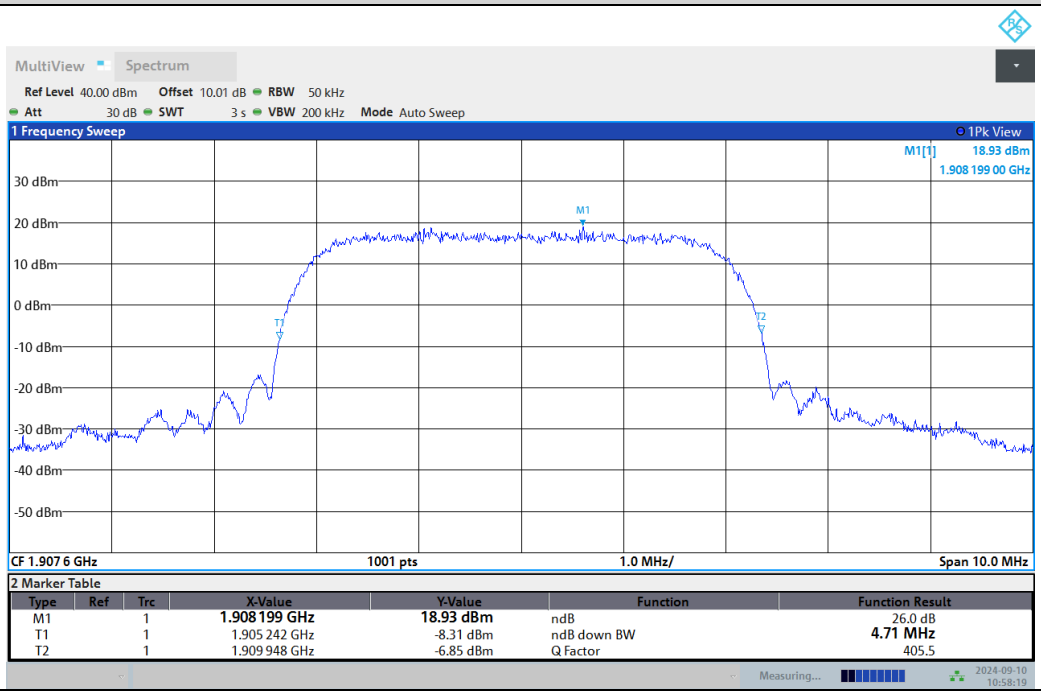
MultiView
Spectrum
Ref Level 40.00 dBm Offset 10.01 dB RBW 50 kHz
Att 30 dB SWT 3 s VBW 200 kHz Mode Auto Sweep
1 Frequency Sweep
1Pk View
M1[1] 18.93 dBm
1.908 199 00 GHz
30 dBm
20 dBm
10 dBm
0 dBm
-10 dBm
-20 dBm
-30 dBm
-40 dBm
-50 dBm
CF 1.907 6 GHz
1001 pts
1.0 MHz/
Span 10.0 MHz
2 Marker Table
Type Ref Trc X-Value Y-Value Function Function Result
M1 1 1.908 199 GHz 18.93 dBm ndB 26.0 dB
T1 1 1.905 242 GHz -8.31 dBm ndB down BW 4.71 MHz
T2 1 1.909 948 GHz -6.85 dBm Q Factor 405.5
Measuring...
2024-09-10
10:58:19

BAND EDGE

Test Result

Band	Channel	Frequency (MHz)	Result (dBm)	Limit(dBm)	Verdict
Band2	9262	1850.00	-23.69	-13	PASS
Band2	9538	1919.00	-26.09	-13	PASS

Test Graphs

Band2-9262

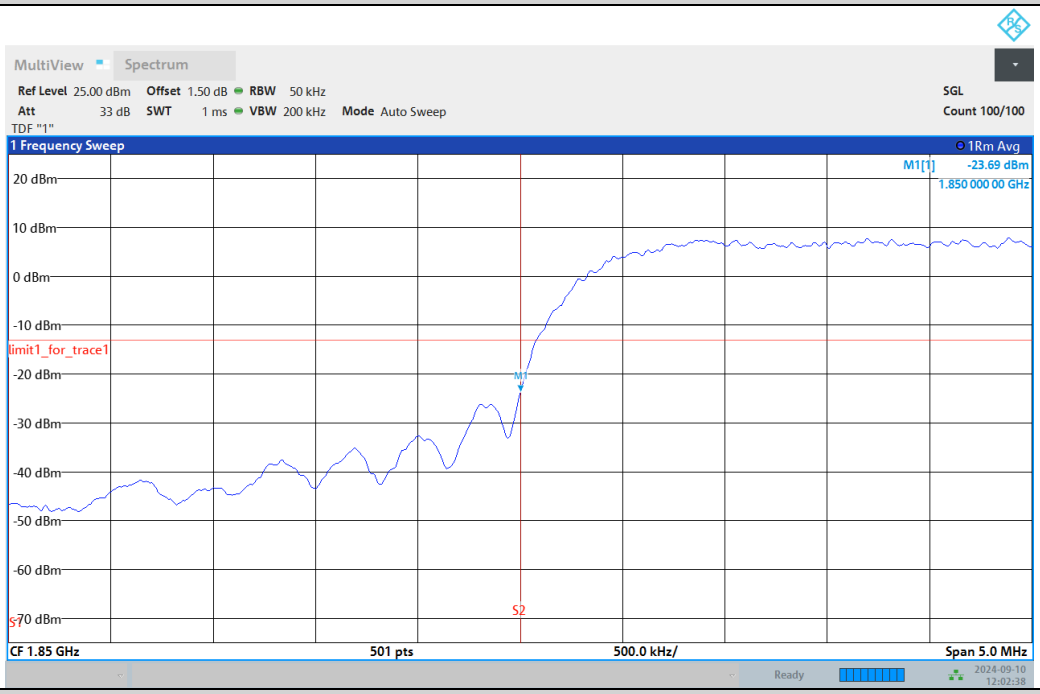

Band2-9538

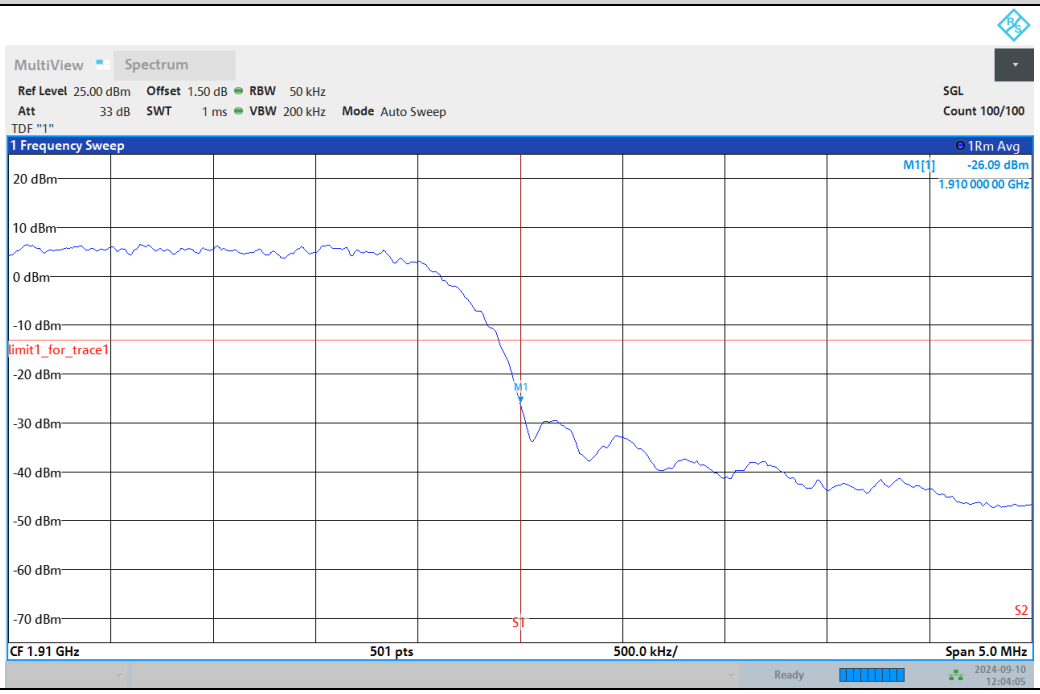

CONDUCTED SPURIOUS EMISSION

Test Result

Band	Channel	Frequency Range (Mhz)	Frequency (MHz)	Result (dBm)	Limit (dBm)	Verdict
Band2	9262	30~20000MHz	19129.308	-28.10	-13	PASS
Band2	9400	30~20000MHz	18964.233	-28.64	-13	PASS
Band2	9538	30~20000MHz	18727.911	-29.04	-13	PASS

Test Graphs

Band2-9262-30~20000MHz

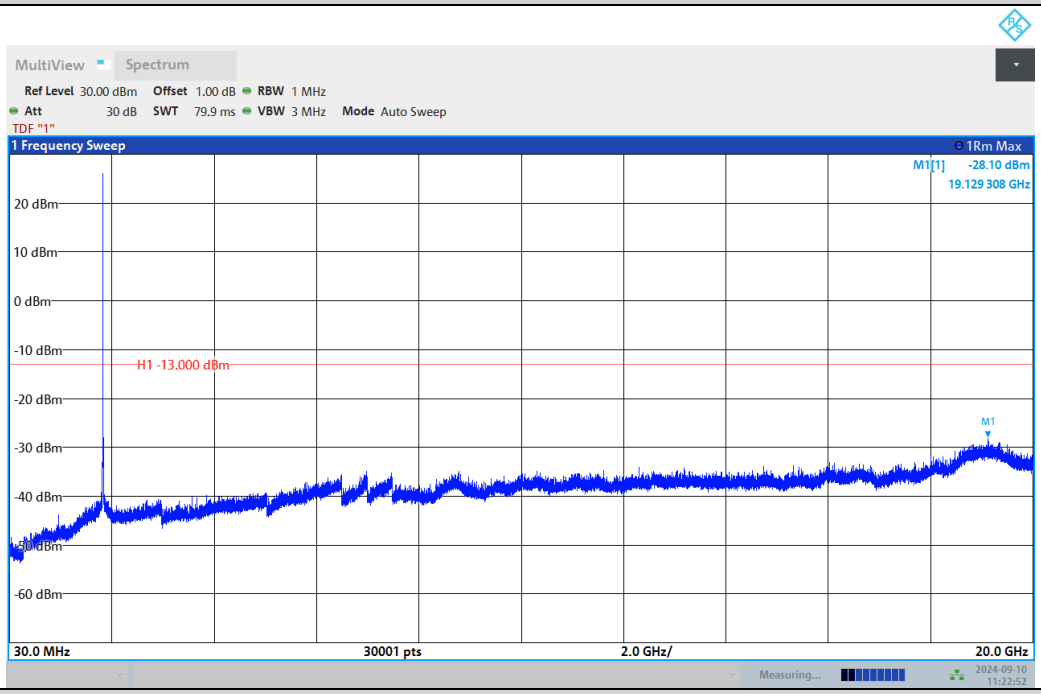

Band2-9400-30~20000MHz

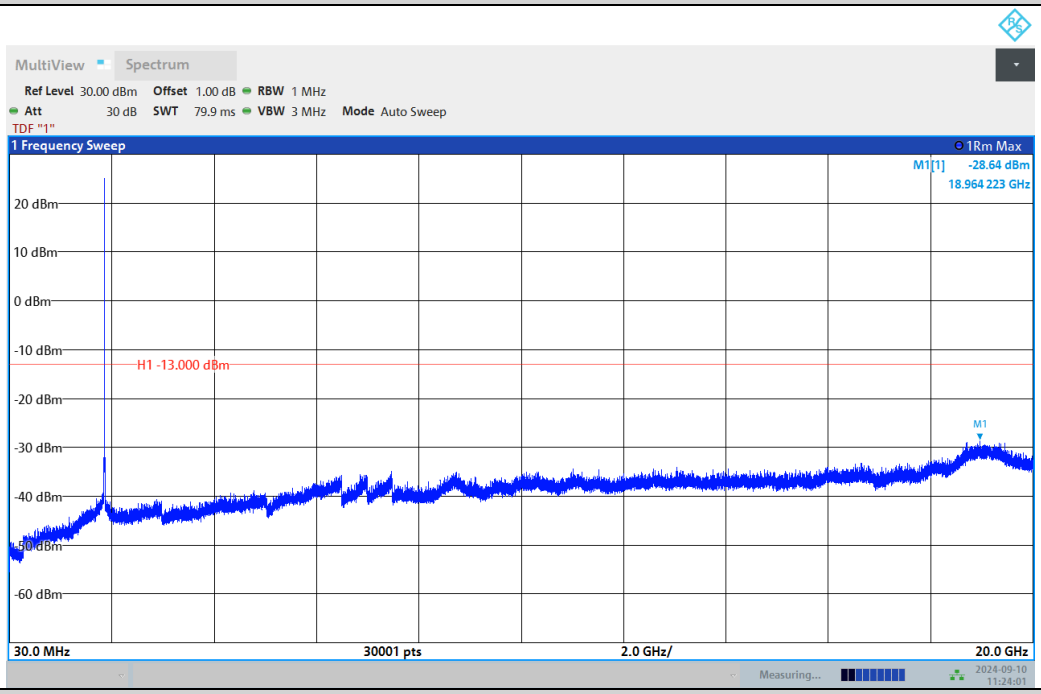

Band2-9538-30~20000MHz

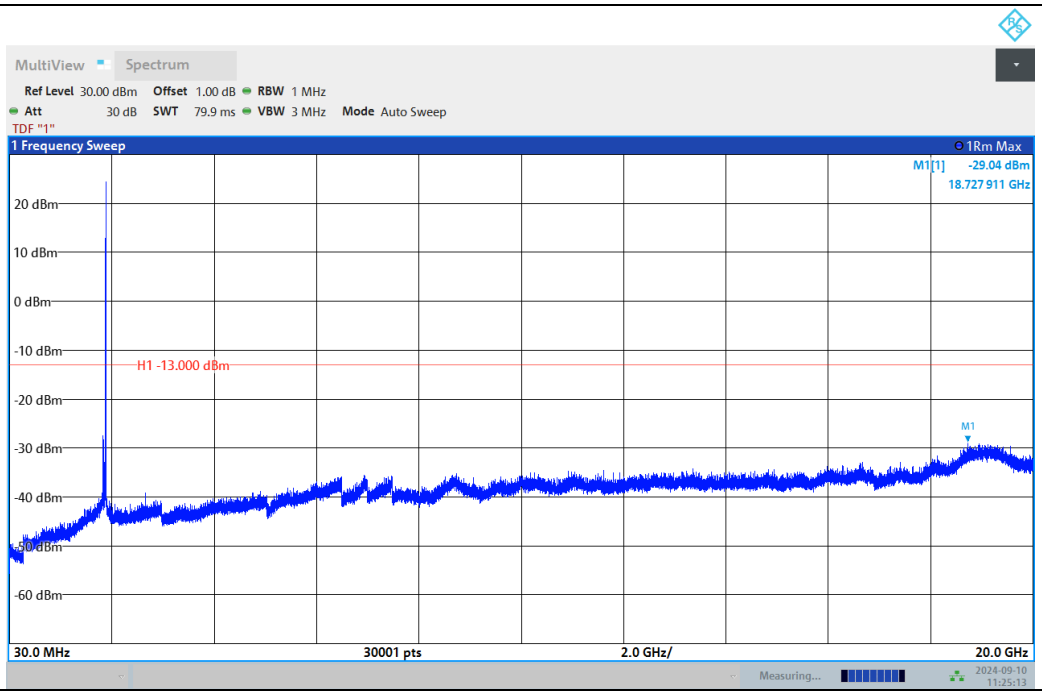
MultiView
Spectrum
Ref Level 30.00 dBm Offset 1.00 dB RBW 1 MHz
Att 30 dB SWT 79.9 ms VBW 3 MHz Mode Auto Sweep
TDF "1"
1 Frequency Sweep
1Rm Max
M1[1] -29.04 dBm
18.727 911 GHz
20 dBm
10 dBm
0 dBm
-10 dBm
H1 -13.000 dBm
-20 dBm
-30 dBm
-40 dBm
-50 dBm
-60 dBm
M1
30.0 MHz
30001 pts
2.0 GHz/
20.0 GHz
Measuring...
2024-09-10
11:25:13

FREQUENCY STABILITY

Test Result

Voltage							
Band	Channel	Voltage (Vdc)	Temperature (℃)	Deviation (Hz)	Deviation (ppm)	Limit (ppm)	Verdict
Band2	9262	VL	NT	3.01	0.0016	±2.5	PASS
Band2	9262	VN	NT	-8.94	-0.0048	±2.5	PASS
Band2	9262	VH	NT	-0.20	-0.0001	±2.5	PASS
Band2	9400	VL	NT	-5.07	-0.0027	±2.5	PASS
Band2	9400	VN	NT	7.54	0.0040	±2.5	PASS
Band2	9400	VH	NT	-8.46	-0.0045	±2.5	PASS
Band2	9538	VL	NT	-6.95	-0.0035	±2.5	PASS
Band2	9538	VN	NT	-5.22	-0.0026	±2.5	PASS
Band2	9538	VH	NT	-7.80	-0.0039	±2.5	PASS

Temperature							
Band	Channel	Voltage (Vdc)	Temperature (℃)	Deviation (Hz)	Deviation (ppm)	Limit (ppm)	Verdict
Band2	9262	NV	-30	2.23	0.0024	±2.5	PASS
Band2	9262	NV	-20	-0.11	0.0001	±2.5	PASS
Band2	9262	NV	-10	9.63	0.0052	±2.5	PASS
Band2	9262	NV	0	-2.31	-0.0012	±2.5	PASS
Band2	9262	NV	10	1.61	0.0009	±2.5	PASS
Band2	9262	NV	20	1.10	0.0006	±2.5	PASS
Band2	9262	NV	30	6.21	0.0034	±2.5	PASS
Band2	9262	NV	40	-9.99	-0.0054	±2.5	PASS
Band2	9262	NV	50	6.17	0.0033	±2.5	PASS
Band2	9400	NV	-30	-4.51	-0.0024	±2.5	PASS
Band2	9400	NV	-20	-0.12	-0.0001	±2.5	PASS
Band2	9400	NV	-10	-0.21	-0.0001	±2.5	PASS
Band2	9400	NV	0	0.83	0.0004	±2.5	PASS
Band2	9400	NV	10	8.04	0.0043	±2.5	PASS
Band2	9400	NV	20	-9.82	-0.0052	±2.5	PASS
Band2	9400	NV	30	3.76	0.0020	±2.5	PASS
Band2	9400	NV	40	-0.16	-0.0001	±2.5	PASS
Band2	9400	NV	50	-4.02	-0.0021	±2.5	PASS
Band2	9538	NV	-30	-8.81	-0.0045	±2.5	PASS
Band2	9538	NV	-20	-4.15	-0.0021	±2.5	PASS
Band2	9538	NV	-10	-5.41	-0.0027	±2.5	PASS
Band2	9538	NV	0	-5.85	-0.0030	±2.5	PASS
Band2	9538	NV	10	5.48	0.0028	±2.5	PASS
Band2	9538	NV	20	7.13	0.0036	±2.5	PASS
Band2	9538	NV	30	8.81	0.0045	±2.5	PASS
Band2	9538	NV	40	1.07	0.0005	±2.5	PASS

Band2	9538	NV	50	3.70	0.0019	±2.5	PASS

MAX Deviation calculation

Frequency Stability	Frequency (MHz)	Limit Line(MHz)	Result
fL-|MAX(△f)|	1850.319990	≥1850	PASS
fH+|MAX(△f)|	1909.680010	≤1910	

Note：1. |MAX(△f)| = Max Deviation
2. fL = Occ low channel fl(-13dBm/MHz)
3. fH = Occ High channel fH(-13dBm/MHz)
4. |MAX(△f)| = 9.87Hz.

LTE BAND 2

PEAK-TO-AVERAGE RATIO(CCDF)

Test Result

Band	Bandwidth	Modulation	Channel	RB Configuration	Result(dB)	Limit(dB)	Verdict
Band2	1.4MHz	QPSK	18607	1RB#0	4.62	13	PASS
Band2	1.4MHz	QPSK	18607	6RB#0	5.08	13	PASS
Band2	1.4MHz	QPSK	18900	1RB#0	4.10	13	PASS
Band2	1.4MHz	QPSK	18900	6RB#0	4.88	13	PASS
Band2	1.4MHz	QPSK	19193	1RB#0	4.04	13	PASS
Band2	1.4MHz	QPSK	19193	6RB#0	4.92	13	PASS
Band2	1.4MHz	16QAM	18607	1RB#0	5.58	13	PASS
Band2	1.4MHz	16QAM	18607	6RB#0	5.94	13	PASS
Band2	1.4MHz	16QAM	18900	1RB#0	5.12	13	PASS
Band2	1.4MHz	16QAM	18900	6RB#0	5.68	13	PASS
Band2	1.4MHz	16QAM	19193	1RB#0	4.96	13	PASS
Band2	1.4MHz	16QAM	19193	6RB#0	5.82	13	PASS
Band2	1.4MHz	64QAM	18607	1RB#0	6.12	13	PASS
Band2	1.4MHz	64QAM	18607	6RB#0	6.18	13	PASS
Band2	1.4MHz	64QAM	18900	1RB#0	5.74	13	PASS
Band2	1.4MHz	64QAM	18900	6RB#0	6.30	13	PASS
Band2	1.4MHz	64QAM	19193	1RB#0	5.88	13	PASS
Band2	1.4MHz	64QAM	19193	6RB#0	6.32	13	PASS
Band2	3MHz	QPSK	18615	1RB#0	4.56	13	PASS
Band2	3MHz	QPSK	18615	15RB#0	5.50	13	PASS
Band2	3MHz	QPSK	18900	1RB#0	4.00	13	PASS
Band2	3MHz	QPSK	18900	15RB#0	5.24	13	PASS
Band2	3MHz	QPSK	19185	1RB#0	4.26	13	PASS
Band2	3MHz	QPSK	19185	15RB#0	5.28	13	PASS
Band2	3MHz	16QAM	18615	1RB#0	5.56	13	PASS
Band2	3MHz	16QAM	18615	15RB#0	6.14	13	PASS
Band2	3MHz	16QAM	18900	1RB#0	4.88	13	PASS
Band2	3MHz	16QAM	18900	15RB#0	5.92	13	PASS
Band2	3MHz	16QAM	19185	1RB#0	4.92	13	PASS
Band2	3MHz	16QAM	19185	15RB#0	6.08	13	PASS
Band2	3MHz	64QAM	18615	1RB#0	6.12	13	PASS
Band2	3MHz	64QAM	18615	15RB#0	6.60	13	PASS
Band2	3MHz	64QAM	18900	1RB#0	5.44	13	PASS
Band2	3MHz	64QAM	18900	15RB#0	6.44	13	PASS
Band2	3MHz	64QAM	19185	1RB#0	5.92	13	PASS
Band2	3MHz	64QAM	19185	15RB#0	6.28	13	PASS
Band2	5MHz	QPSK	18625	1RB#0	4.50	13	PASS
Band2	5MHz	QPSK	18625	25RB#0	5.36	13	PASS
Band2	5MHz	QPSK	18900	1RB#0	3.94	13	PASS
Band2	5MHz	QPSK	18900	25RB#0	5.36	13	PASS
Band2	5MHz	QPSK	19175	1RB#0	4.38	13	PASS
Band2	5MHz	QPSK	19175	25RB#0	5.32	13	PASS

Band2	5MHz	16QAM	18625	1RB#0	5.20	13	PASS
Band2	5MHz	16QAM	18625	25RB#0	6.22	13	PASS
Band2	5MHz	16QAM	18900	1RB#0	4.72	13	PASS
Band2	5MHz	16QAM	18900	25RB#0	6.02	13	PASS
Band2	5MHz	16QAM	19175	1RB#0	5.06	13	PASS
Band2	5MHz	16QAM	19175	25RB#0	6.02	13	PASS
Band2	5MHz	64QAM	18625	1RB#0	6.08	13	PASS
Band2	5MHz	64QAM	18625	25RB#0	6.50	13	PASS
Band2	5MHz	64QAM	18900	1RB#0	5.26	13	PASS
Band2	5MHz	64QAM	18900	25RB#0	6.34	13	PASS
Band2	5MHz	64QAM	19175	1RB#0	5.90	13	PASS
Band2	5MHz	64QAM	19175	25RB#0	6.46	13	PASS
Band2	10MHz	QPSK	18650	1RB#0	4.70	13	PASS
Band2	10MHz	QPSK	18650	50RB#0	5.34	13	PASS
Band2	10MHz	QPSK	18900	1RB#0	3.70	13	PASS
Band2	10MHz	QPSK	18900	50RB#0	5.14	13	PASS
Band2	10MHz	QPSK	19150	1RB#0	4.52	13	PASS
Band2	10MHz	QPSK	19150	50RB#0	5.24	13	PASS
Band2	10MHz	16QAM	18650	1RB#0	5.56	13	PASS
Band2	10MHz	16QAM	18650	50RB#0	6.04	13	PASS
Band2	10MHz	16QAM	18900	1RB#0	4.56	13	PASS
Band2	10MHz	16QAM	18900	50RB#0	6.06	13	PASS
Band2	10MHz	16QAM	19150	1RB#0	5.20	13	PASS
Band2	10MHz	16QAM	19150	50RB#0	6.12	13	PASS
Band2	10MHz	64QAM	18650	1RB#0	6.10	13	PASS
Band2	10MHz	64QAM	18650	50RB#0	6.40	13	PASS
Band2	10MHz	64QAM	18900	1RB#0	5.16	13	PASS
Band2	10MHz	64QAM	18900	50RB#0	6.38	13	PASS
Band2	10MHz	64QAM	19150	1RB#0	6.12	13	PASS
Band2	10MHz	64QAM	19150	50RB#0	6.40	13	PASS
Band2	15MHz	QPSK	18675	1RB#0	4.80	13	PASS
Band2	15MHz	QPSK	18675	75RB#0	5.34	13	PASS
Band2	15MHz	QPSK	18900	1RB#0	3.92	13	PASS
Band2	15MHz	QPSK	18900	75RB#0	5.24	13	PASS
Band2	15MHz	QPSK	19125	1RB#0	4.84	13	PASS
Band2	15MHz	QPSK	19125	75RB#0	5.50	13	PASS
Band2	15MHz	16QAM	18675	1RB#0	5.56	13	PASS
Band2	15MHz	16QAM	18675	75RB#0	6.00	13	PASS
Band2	15MHz	16QAM	18900	1RB#0	4.94	13	PASS
Band2	15MHz	16QAM	18900	75RB#0	6.00	13	PASS
Band2	15MHz	16QAM	19125	1RB#0	5.68	13	PASS
Band2	15MHz	16QAM	19125	75RB#0	6.12	13	PASS
Band2	15MHz	64QAM	18675	1RB#0	6.18	13	PASS
Band2	15MHz	64QAM	18675	75RB#0	6.40	13	PASS
Band2	15MHz	64QAM	18900	1RB#0	5.46	13	PASS
Band2	15MHz	64QAM	18900	75RB#0	6.34	13	PASS
Band2	15MHz	64QAM	19125	1RB#0	6.44	13	PASS
Band2	15MHz	64QAM	19125	75RB#0	6.42	13	PASS
Band2	20MHz	QPSK	18700	1RB#0	4.90	13	PASS
Band2	20MHz	QPSK	18700	100RB#0	5.18	13	PASS
Band2	20MHz	QPSK	18900	1RB#0	4.02	13	PASS
Band2	20MHz	QPSK	18900	100RB#0	5.20	13	PASS
Band2	20MHz	QPSK	19100	1RB#0	5.22	13	PASS
Band2	20MHz	QPSK	19100	100RB#0	5.30	13	PASS

Band2	20MHz	16QAM	18700	1RB#0	5.62	13	PASS
Band2	20MHz	16QAM	18700	100RB#0	6.02	13	PASS
Band2	20MHz	16QAM	18900	1RB#0	4.66	13	PASS
Band2	20MHz	16QAM	18900	100RB#0	5.98	13	PASS
Band2	20MHz	16QAM	19100	1RB#0	6.30	13	PASS
Band2	20MHz	16QAM	19100	100RB#0	6.12	13	PASS
Band2	20MHz	64QAM	18700	1RB#0	6.36	13	PASS
Band2	20MHz	64QAM	18700	100RB#0	6.38	13	PASS
Band2	20MHz	64QAM	18900	1RB#0	5.46	13	PASS
Band2	20MHz	64QAM	18900	100RB#0	6.40	13	PASS
Band2	20MHz	64QAM	19100	1RB#0	6.42	13	PASS
Band2	20MHz	64QAM	19100	100RB#0	6.44	13	PASS

Test Graphs

Band2-1.4MHz-QPSK-18607-1RB#0	Band2-1.4MHz-QPSK-18607-6RB#0
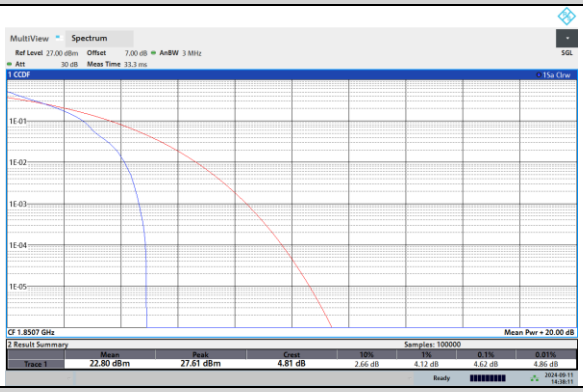	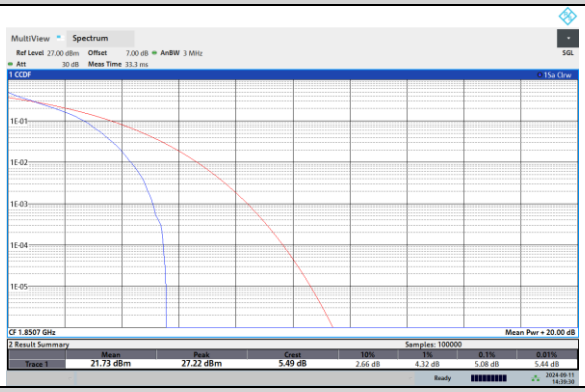
Band2-1.4MHz-QPSK-18900-1RB#0	**Band2-1.4MHz-QPSK-18900-6RB#0**
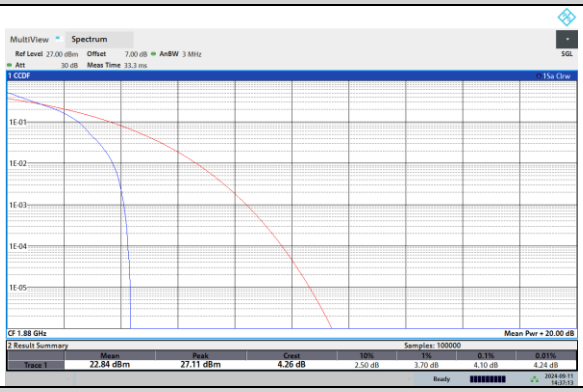	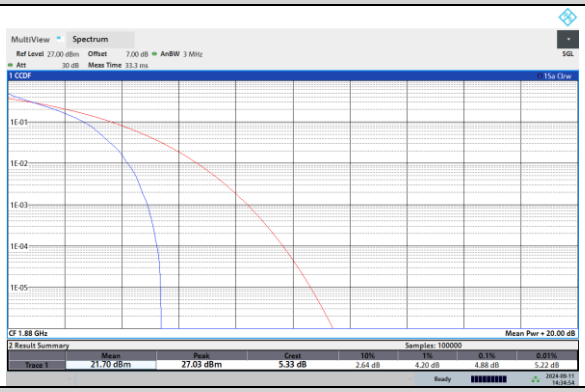
Band2-1.4MHz-QPSK-19193-1RB#0	**Band2-1.4MHz-QPSK-19193-6RB#0**
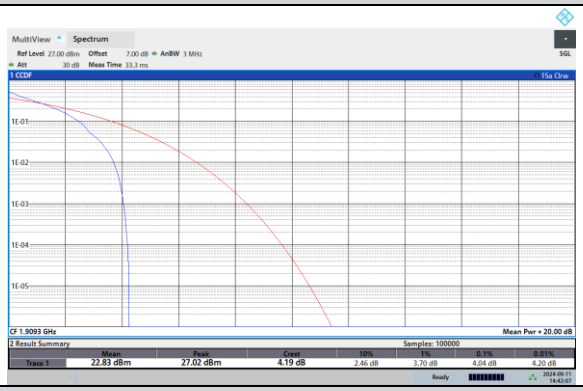	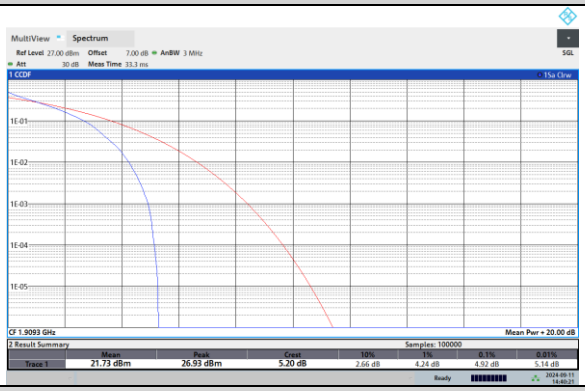
Band2-1.4MHz-16QAM-18607-1RB#0	**Band2-1.4MHz-16QAM-18607-6RB#0**

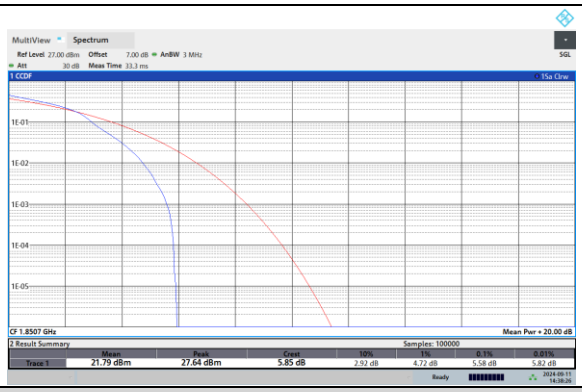

Band2-1.4MHz-16QAM-18900-1RB#0

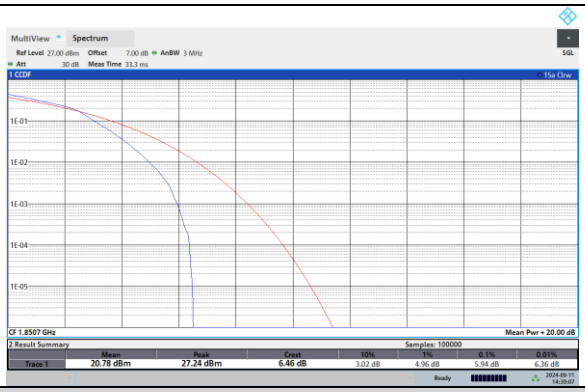

Band2-1.4MHz-16QAM-18900-6RB#0

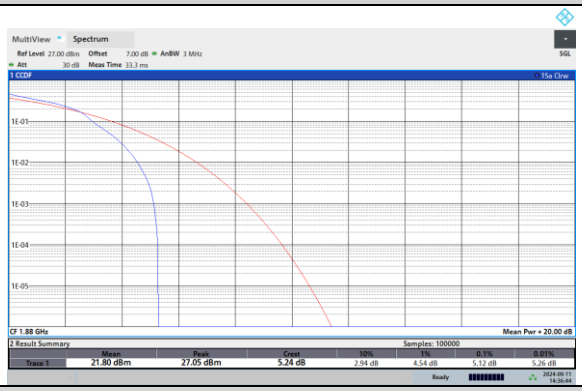

Band2-1.4MHz-16QAM-19193-1RB#0

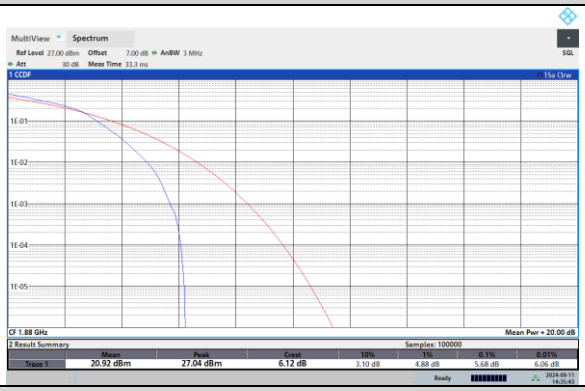

Band2-1.4MHz-16QAM-19193-6RB#0

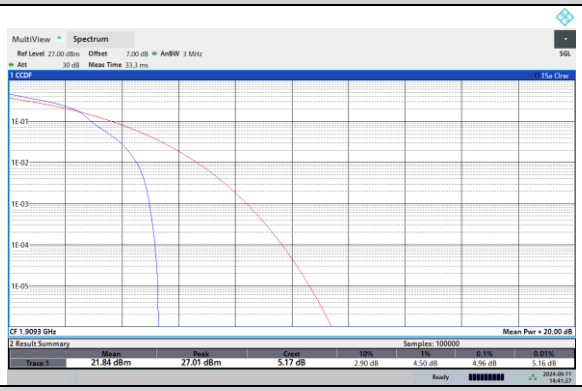

Band2-1.4MHz-64QAM-18607-1RB#0

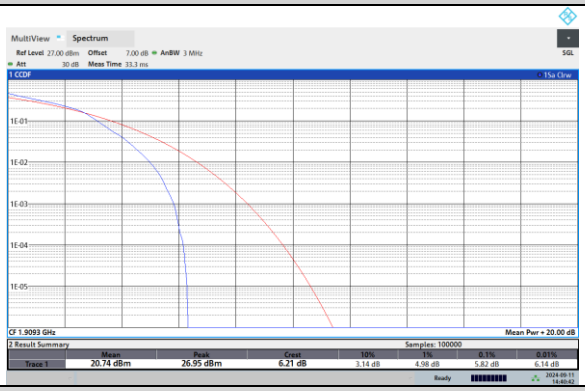

Band2-1.4MHz-64QAM-18607-6RB#0

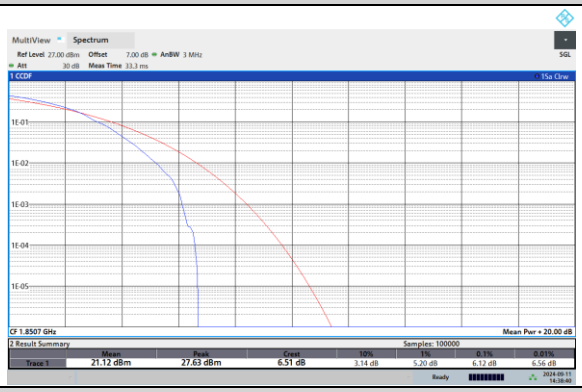

Band2-1.4MHz-64QAM-18900-1RB#0

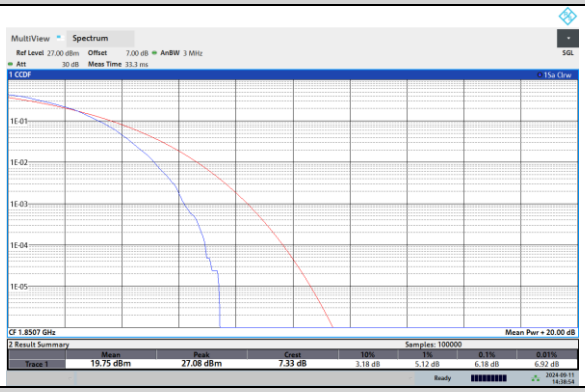

Band2-1.4MHz-64QAM-18900-6RB#0

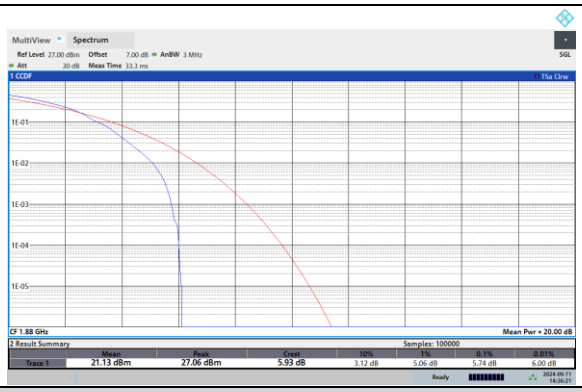

Band2-1.4MHz-64QAM-19193-1RB#0

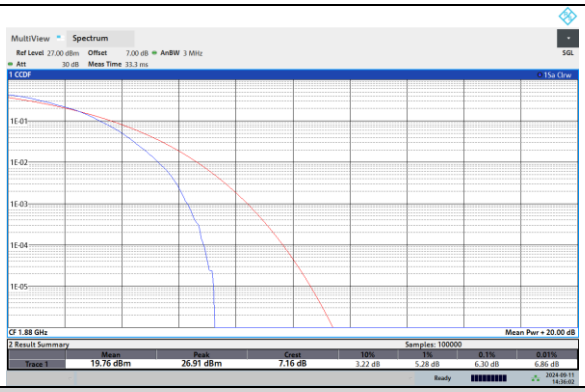

Band2-1.4MHz-64QAM-19193-6RB#0

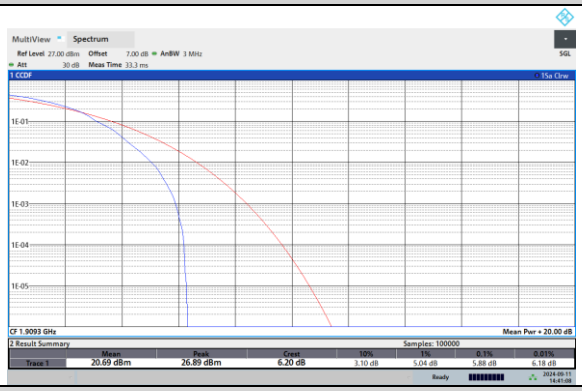

Band2-3MHz-QPSK-18615-1RB#0

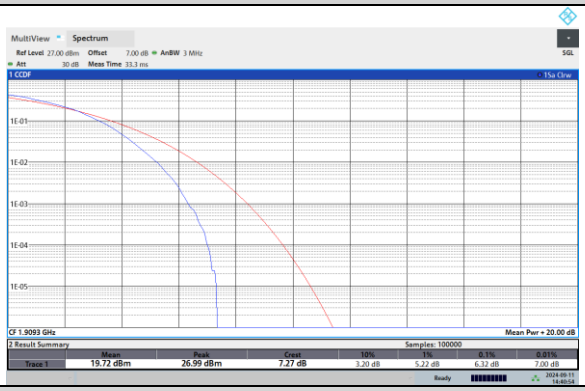

Band2-3MHz-QPSK-18615-15RB#0

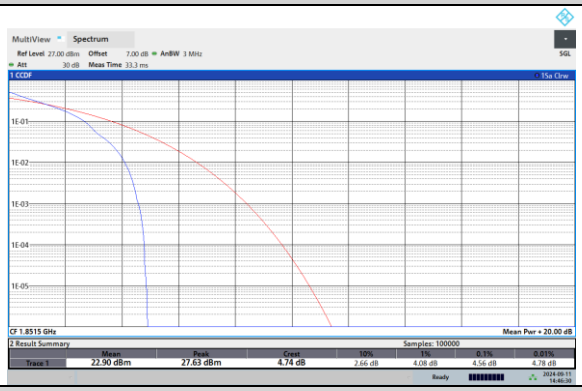

Band2-3MHz-QPSK-18900-1RB#0

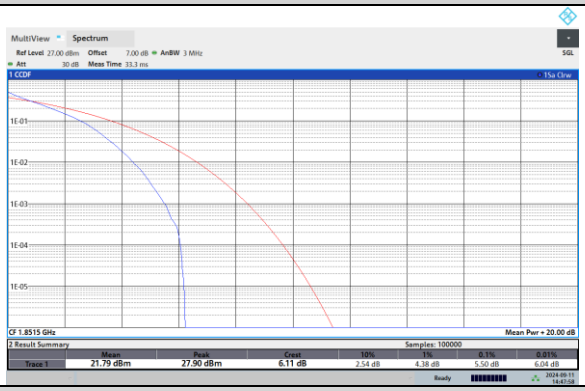

Band2-3MHz-QPSK-18900-15RB#0

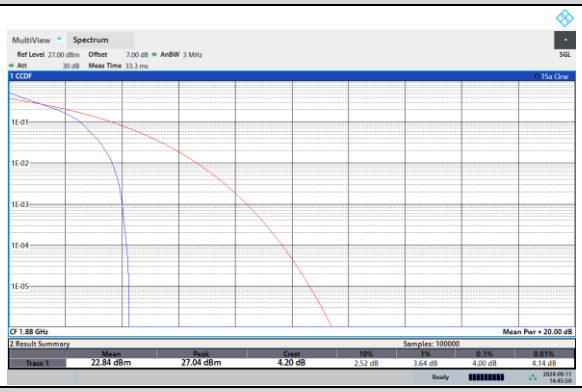

Band2-3MHz-QPSK-19185-1RB#0

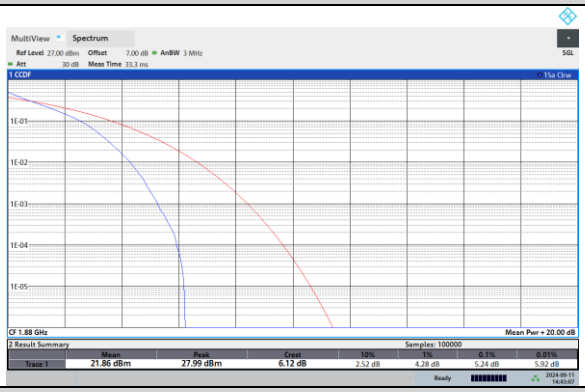

Band2-3MHz-QPSK-19185-15RB#0

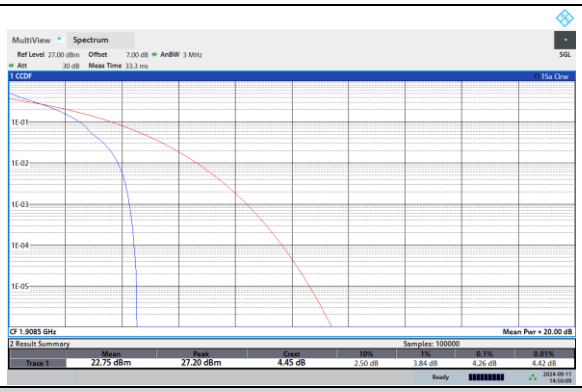

Band2-3MHz-16QAM-18615-1RB#0

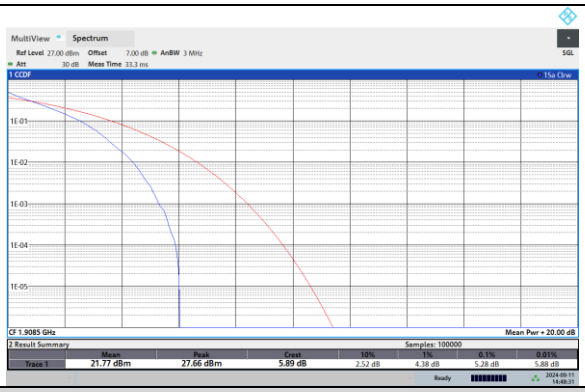

Band2-3MHz-16QAM-18615-15RB#0

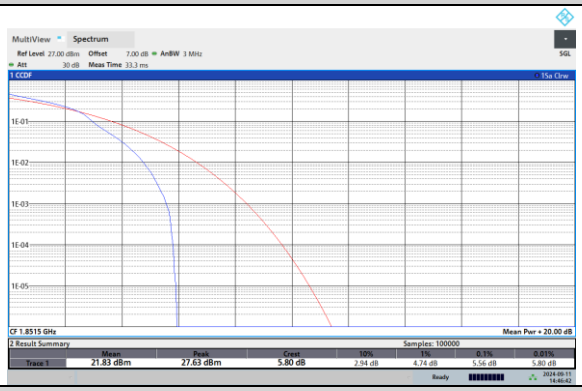

Band2-3MHz-16QAM-18900-1RB#0

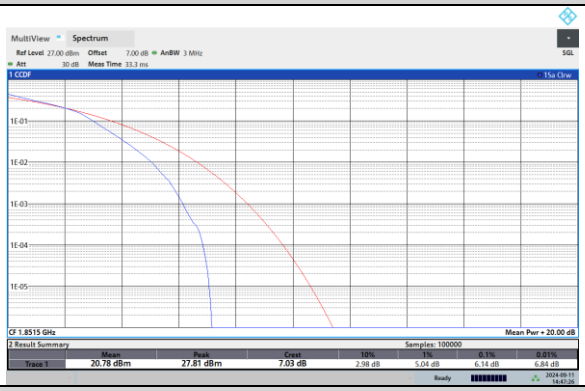

Band2-3MHz-16QAM-18900-15RB#0

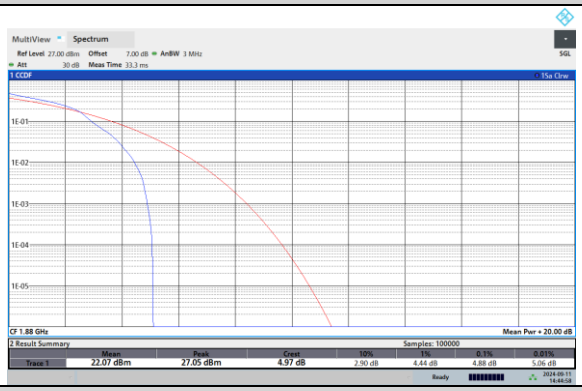

Band2-3MHz-16QAM-19185-1RB#0

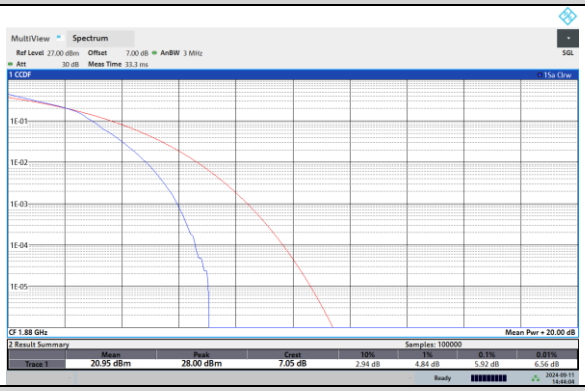

Band2-3MHz-16QAM-19185-15RB#0

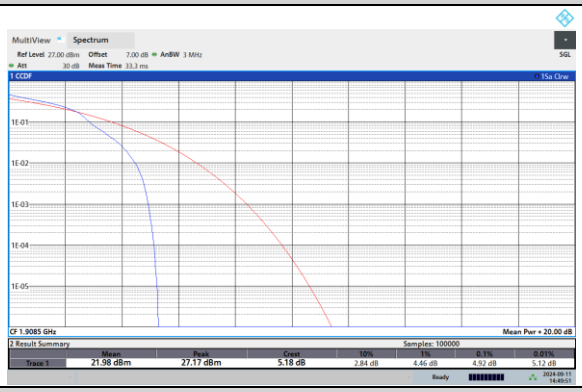

Band2-3MHz-64QAM-18615-1RB#0

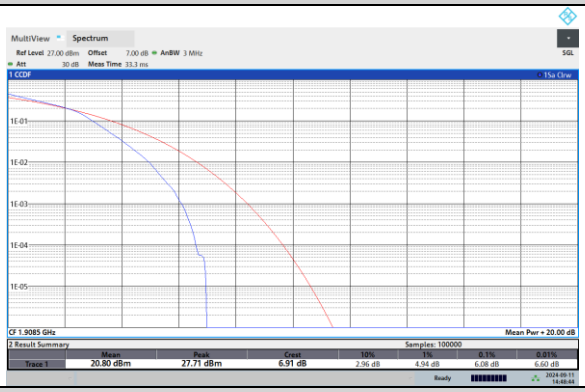

Band2-3MHz-64QAM-18615-15RB#0

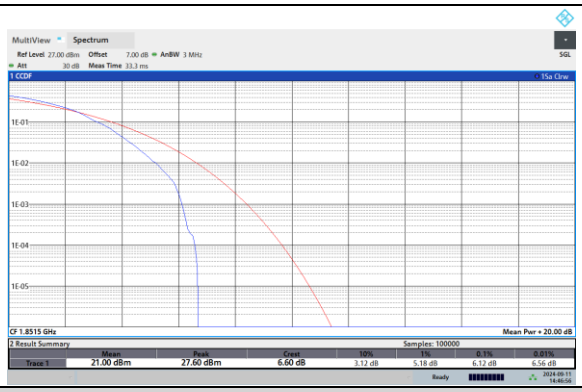

Band2-3MHz-64QAM-18900-1RB#0

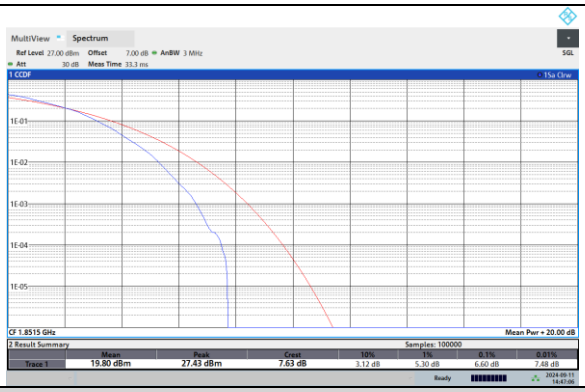

Band2-3MHz-64QAM-18900-15RB#0

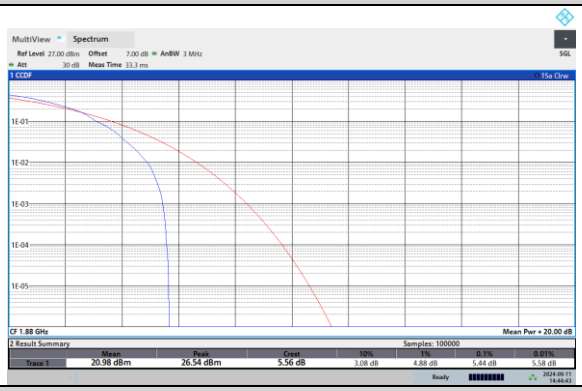

Band2-3MHz-64QAM-19185-1RB#0

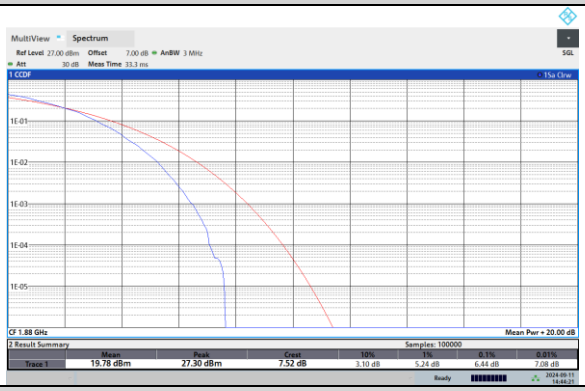

Band2-3MHz-64QAM-19185-15RB#0

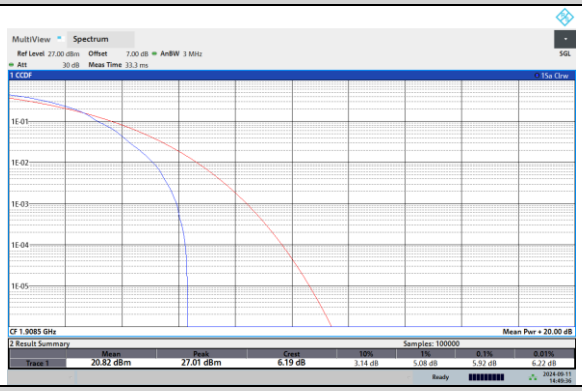

Band2-5MHz-QPSK-18625-1RB#0

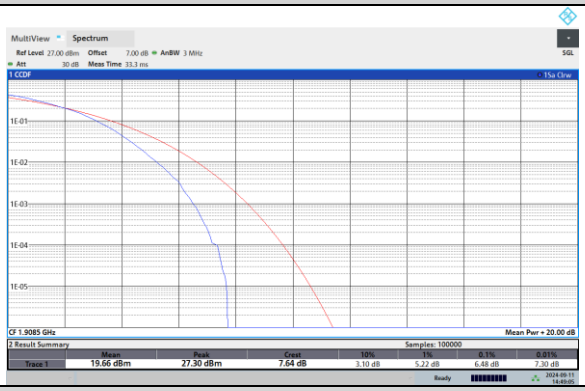

Band2-5MHz-QPSK-18625-25RB#0

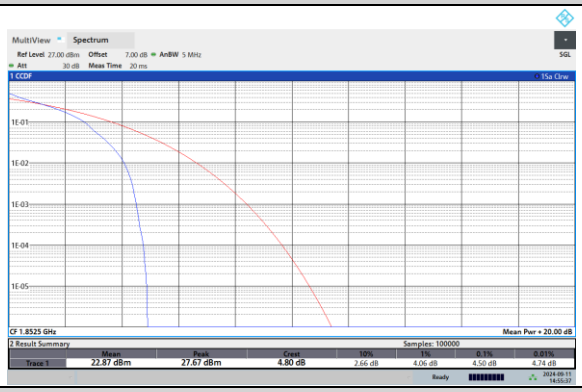

Band2-5MHz-QPSK-18900-1RB#0

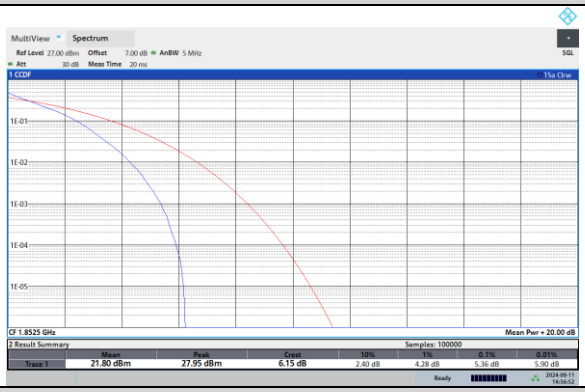

Band2-5MHz-QPSK-18900-25RB#0

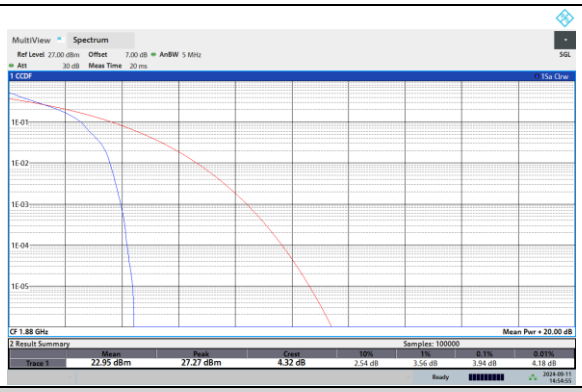

Band2-5MHz-QPSK-19175-1RB#0

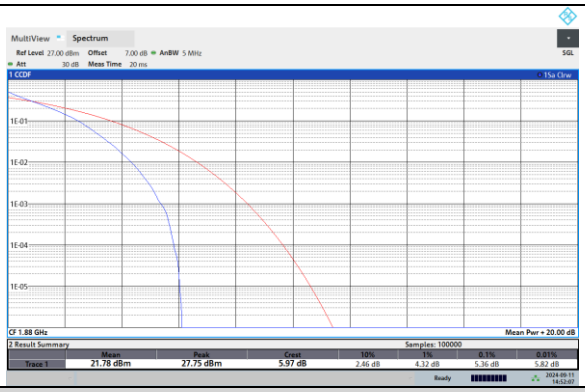

Band2-5MHz-QPSK-19175-25RB#0

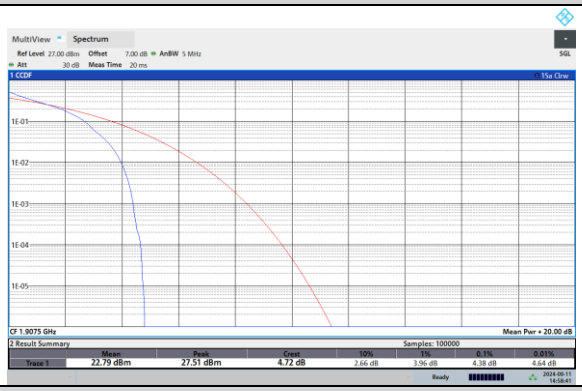

Band2-5MHz-16QAM-18625-1RB#0

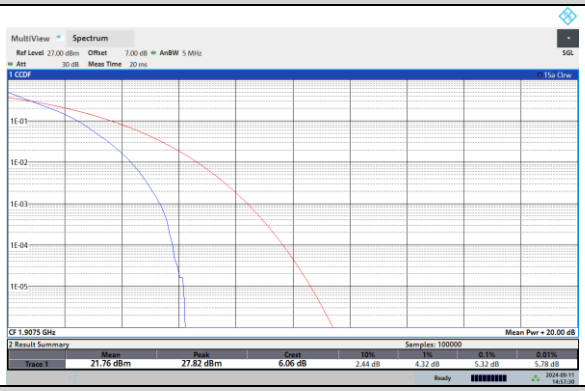

Band2-5MHz-16QAM-18625-25RB#0

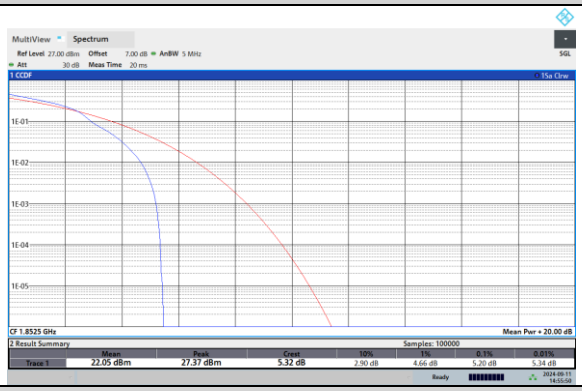

Band2-5MHz-16QAM-18900-1RB#0

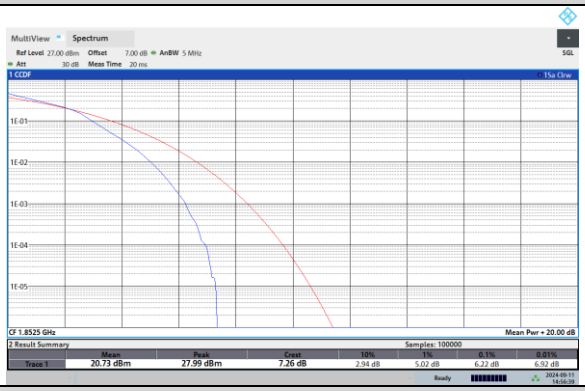

Band2-5MHz-16QAM-18900-25RB#0

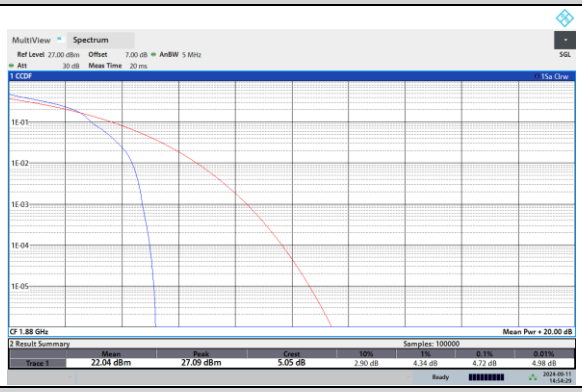

Band2-5MHz-16QAM-19175-1RB#0

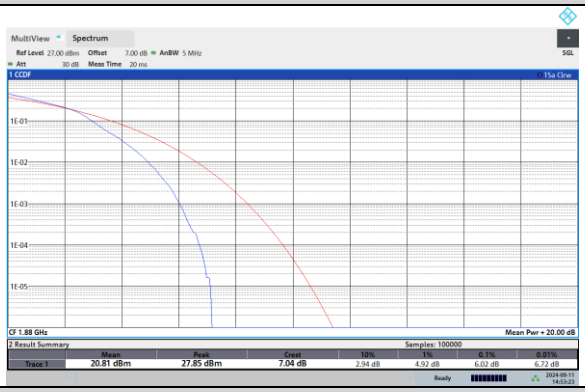

Band2-5MHz-16QAM-19175-25RB#0

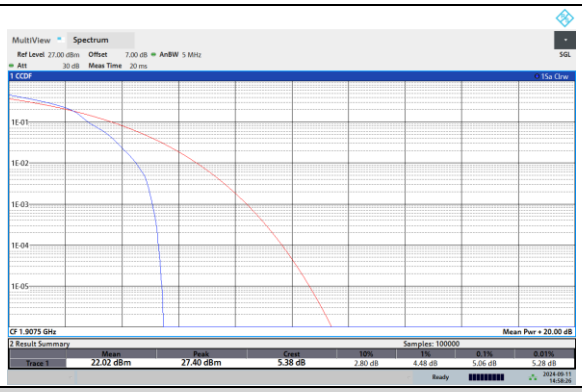

Band2-5MHz-64QAM-18625-1RB#0

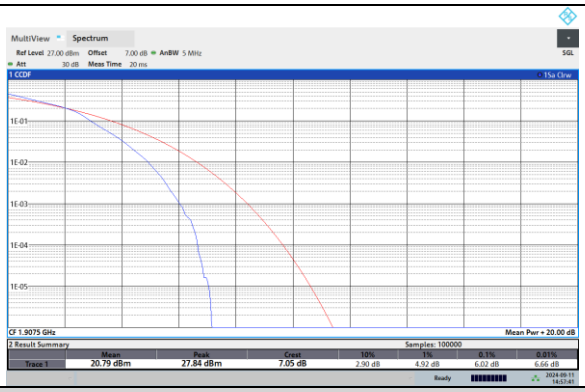

Band2-5MHz-64QAM-18625-25RB#0

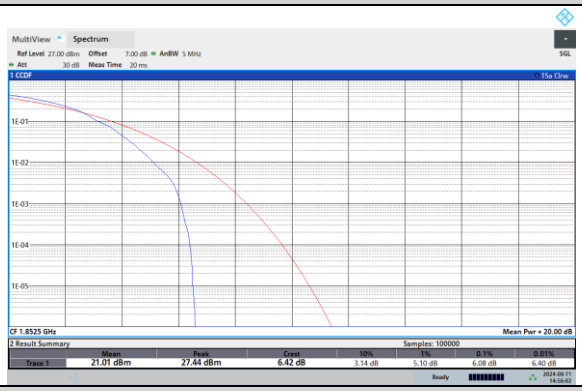

Band2-5MHz-64QAM-18900-1RB#0

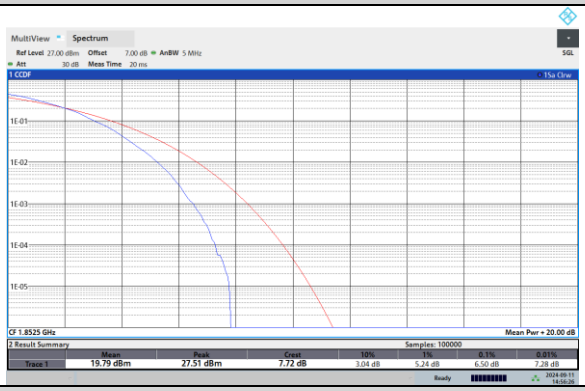

Band2-5MHz-64QAM-18900-25RB#0

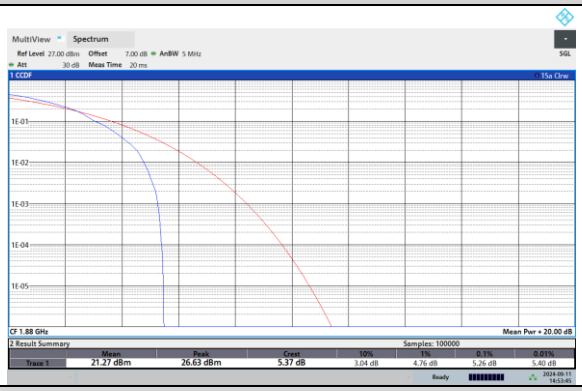

Band2-5MHz-64QAM-19175-1RB#0

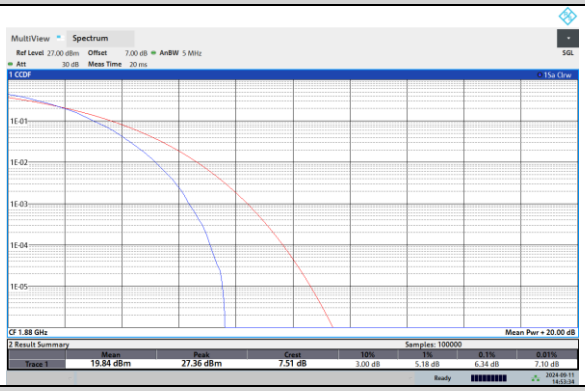

Band2-5MHz-64QAM-19175-25RB#0

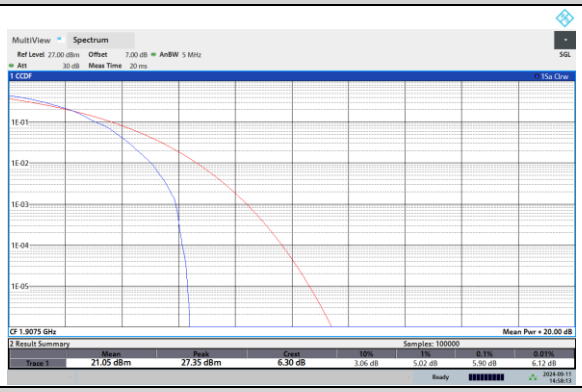

Band2-10MHz-QPSK-18650-1RB#0

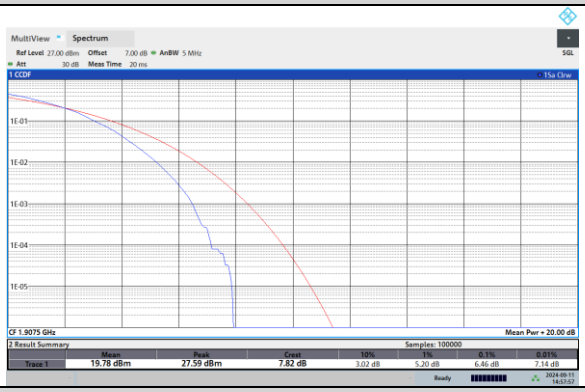

Band2-10MHz-QPSK-18650-50RB#0

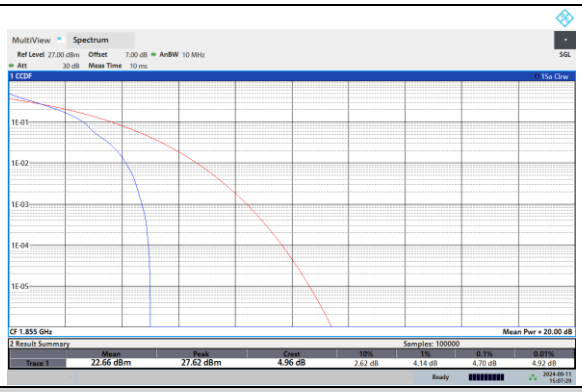

Band2-10MHz-QPSK-18900-1RB#0

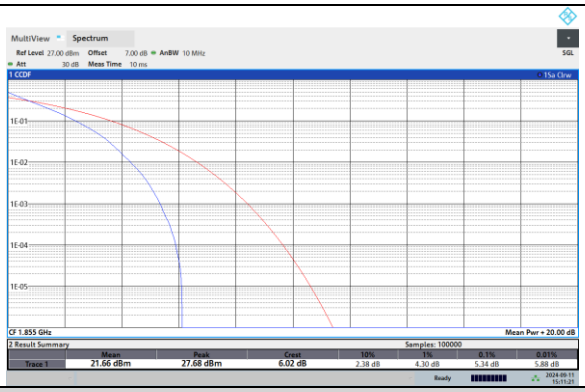

Band2-10MHz-QPSK-18900-50RB#0

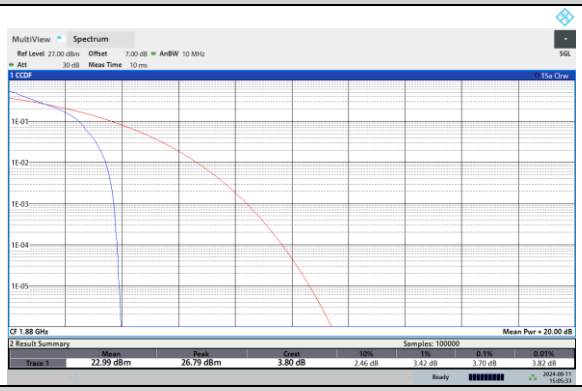

Band2-10MHz-QPSK-19150-1RB#0

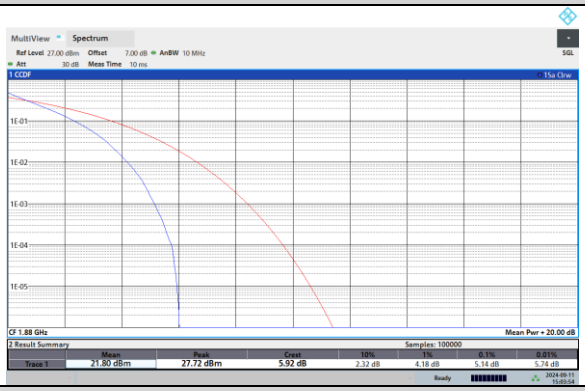

Band2-10MHz-QPSK-19150-50RB#0

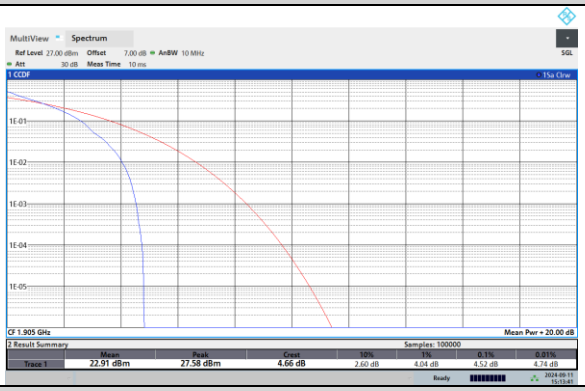

Band2-10MHz-16QAM-18650-1RB#0

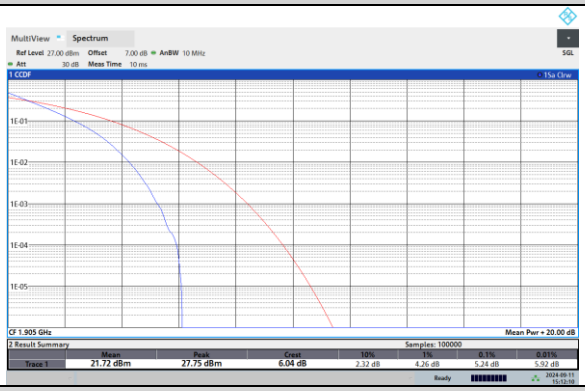

Band2-10MHz-16QAM-18650-50RB#0

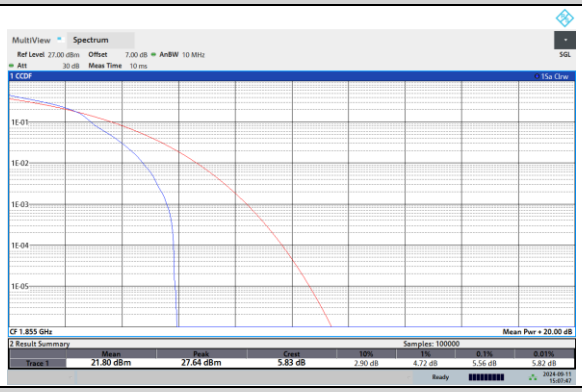

Band2-10MHz-16QAM-18900-1RB#0

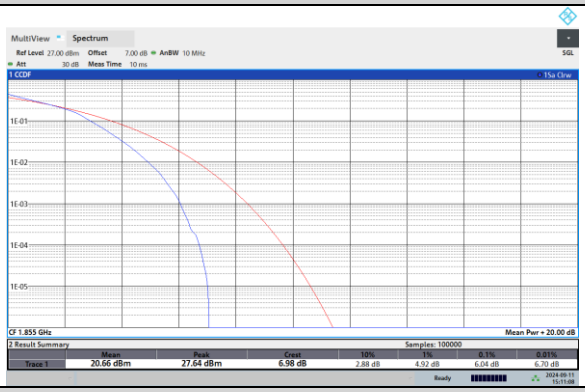

Band2-10MHz-16QAM-18900-50RB#0

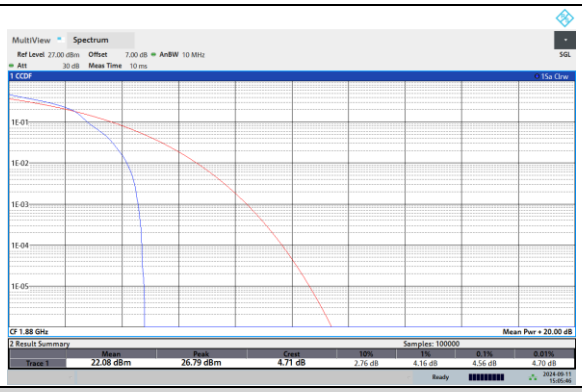

Band2-10MHz-16QAM-19150-1RB#0

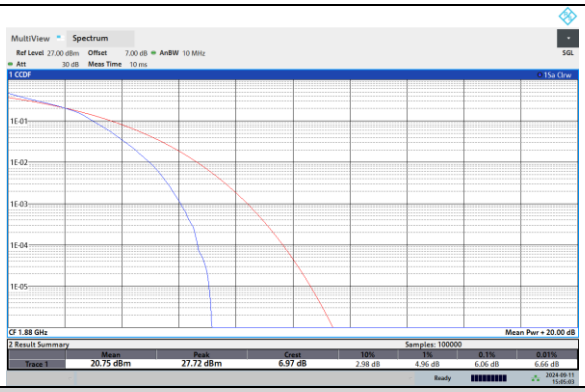

Band2-10MHz-16QAM-19150-50RB#0

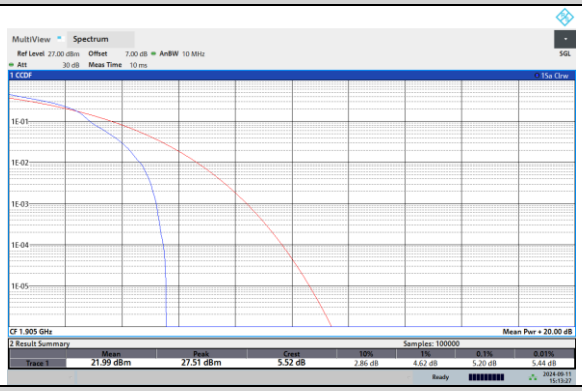

Band2-10MHz-64QAM-18650-1RB#0

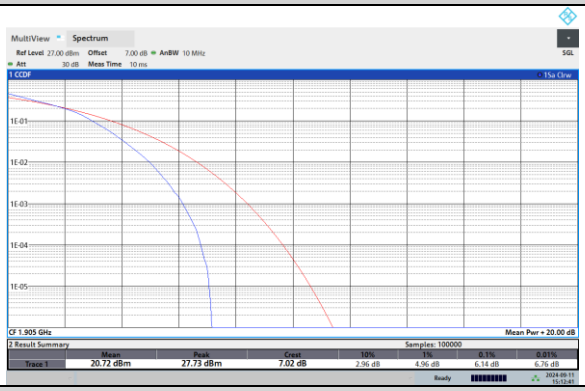

Band2-10MHz-64QAM-18650-50RB#0

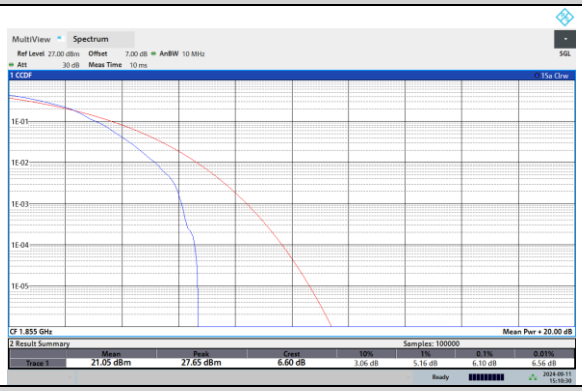

Band2-10MHz-64QAM-18900-1RB#0

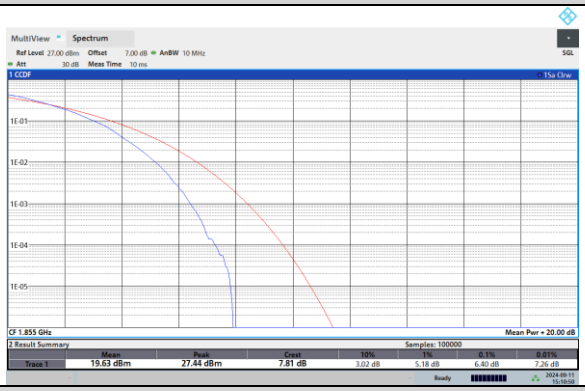

Band2-10MHz-64QAM-18900-50RB#0

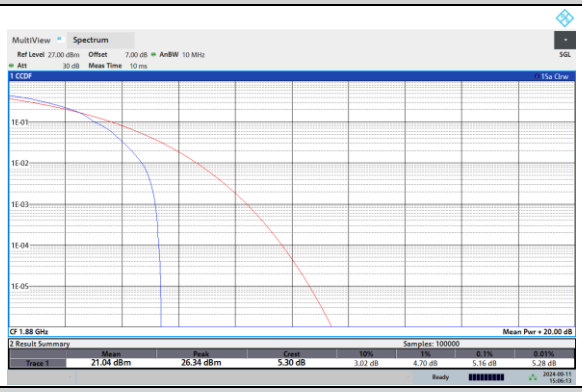

Band2-10MHz-64QAM-19150-1RB#0

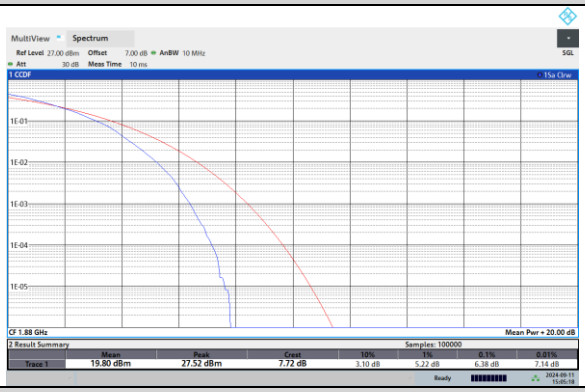

Band2-10MHz-64QAM-19150-50RB#0

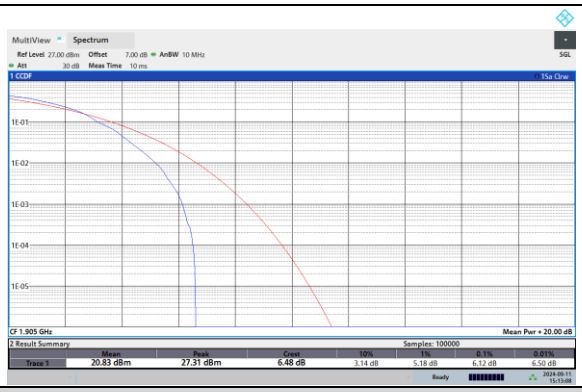

Band2-15MHz-QPSK-18675-1RB#0

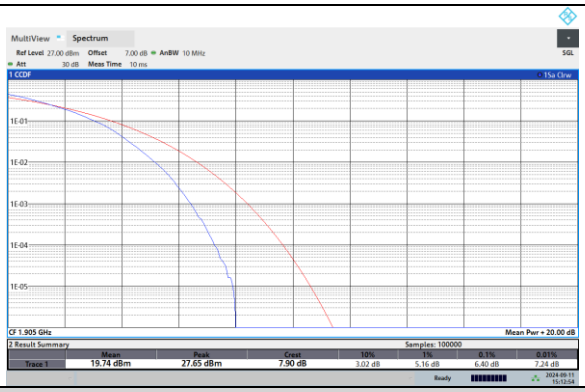

Band2-15MHz-QPSK-18675-75RB#0

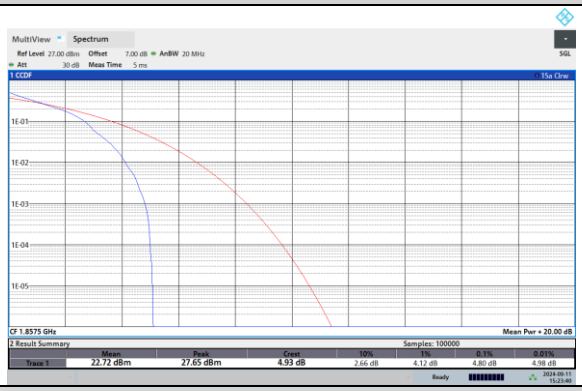

Band2-15MHz-QPSK-18900-1RB#0

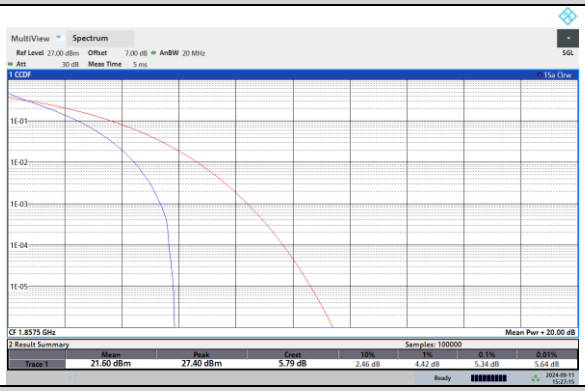

Band2-15MHz-QPSK-18900-75RB#0

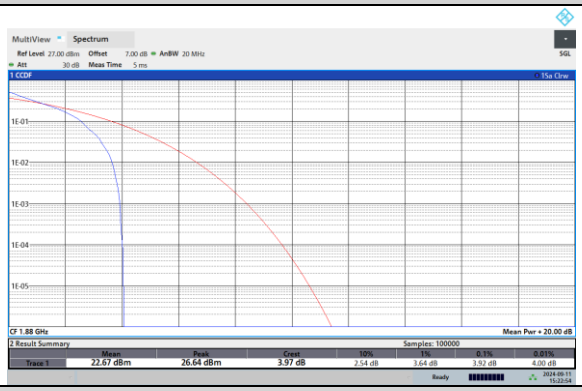

Band2-15MHz-QPSK-19125-1RB#0

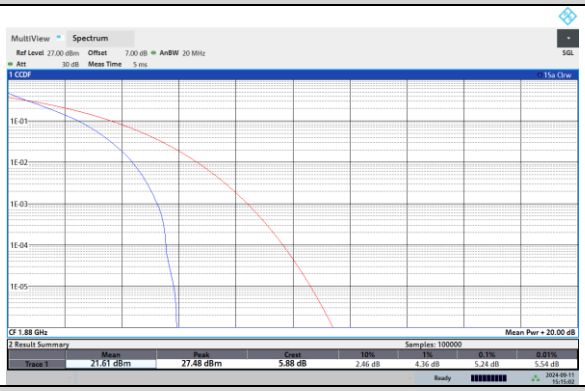

Band2-15MHz-QPSK-19125-75RB#0

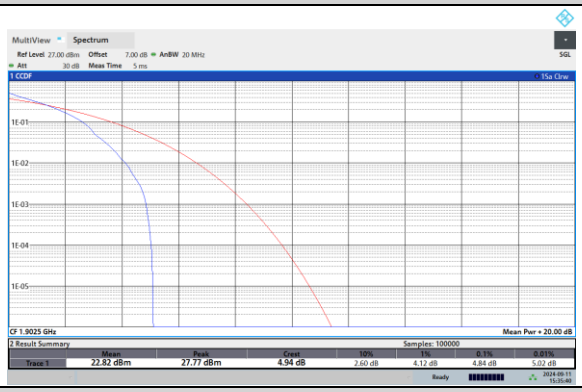

Band2-15MHz-16QAM-18675-1RB#0

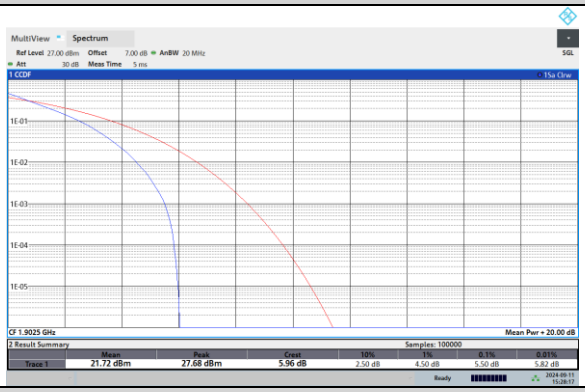

Band2-15MHz-16QAM-18675-75RB#0