**CH 251:**

| MODE | TX channel 251 | FREQUENCY RANGE | Above 1000MHz |
|---|---|---|---|
| ENVIRONMENTAL CONDITIONS | 23deg. C, 70%RH | INPUT POWER | AC 120V/60HZ |
| TESTED BY | Jace Hu | | |
| ANTENNA POLARITY & TEST DISTANCE: HORIZONTAL AT 3 M | | | |

| | Freq | Level | Read Level | Limit Line | Over Limit | Factor | Remark | Pol/Phase |
|---|---|---|---|---|---|---|---|---|
| | MHz | dBm/m | dBm | dBm/m | dB | dB/m | | |
| 1 | 1702.000 | -42.43 | -43.64 | -13.00 | -29.43 | 1.21 | Peak | Horizontal |
| 2 PP | 2546.400 | -38.13 | -43.68 | -13.00 | -25.13 | 5.55 | Peak | Horizontal |

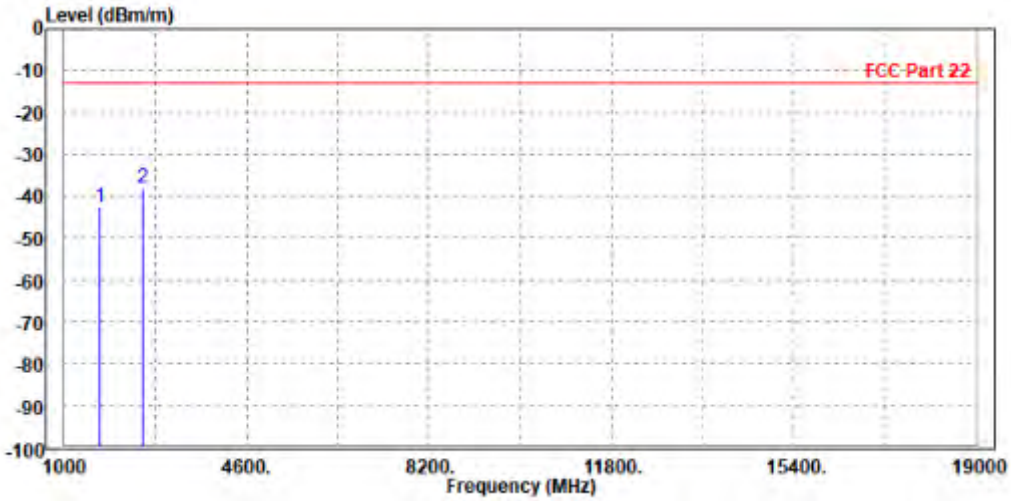

| MODE | TX channel 251 | FREQUENCY RANGE | Above 1000MHz |
|---|---|---|---|
| ENVIRONMENTAL CONDITIONS | 23deg. C, 70%RH | INPUT POWER | AC 120V/60HZ |
| TESTED BY | Jace Hu | | |
| ANTENNA POLARITY & TEST DISTANCE: VERTICAL AT 3 M | | | |

| | | Freq | Level | Read Level | Limit Line | Over Limit | Factor | Remark | Pol/Phase |
|---|---|---|---|---|---|---|---|---|---|
| | | MHz | dBm/m | dBm | dBm/m | dB | dB/m | | |
| 1 | | 1697.600 | -43.28 | -44.68 | -13.00 | -30.28 | 1.40 | Peak | Vertical |
| 2 | PP | 2548.000 | -41.84 | -46.93 | -13.00 | -28.84 | 5.09 | Peak | Vertical |

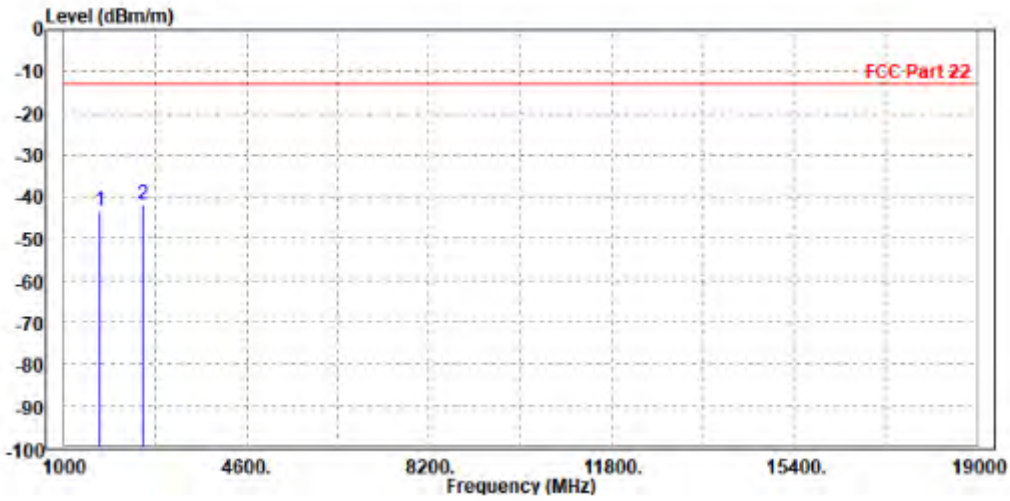

**WCDMA Band V:**

**CH 4132:**

| MODE | TX channel 4132 | FREQUENCY RANGE | Above 1000MHz |
|---|---|---|---|
| ENVIRONMENTAL CONDITIONS | 23deg. C, 70%RH | INPUT POWER | AC 120V/60HZ |
| TESTED BY | Jace Hu | | |
| ANTENNA POLARITY & TEST DISTANCE: HORIZONTAL AT 3 M | | | |

| | | Freq | Level | Read Level | Limit Line | Over Limit | Factor | Remark | Pol/Phase |
|---|---|---|---|---|---|---|---|---|---|
| | | MHz | dBm/m | dBm | dBm/m | dB | dB/m | | |
| 1 | PP | 1652.800 | -46.06 | -46.87 | -13.00 | -33.06 | 0.81 | Peak | Horizontal |
| 2 | | 2476.000 | -52.32 | -57.67 | -13.00 | -39.32 | 5.35 | Peak | Horizontal |

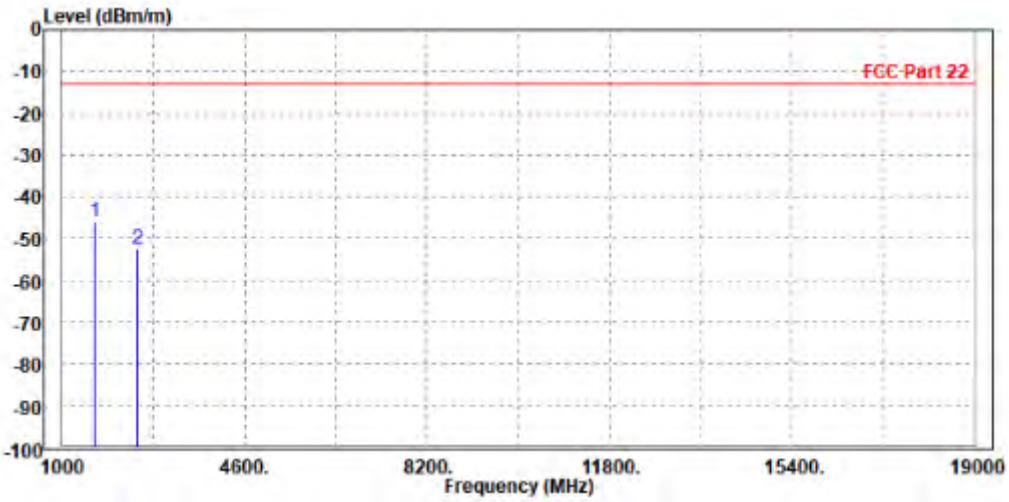

| MODE | TX channel 4132 | FREQUENCY RANGE | Above 1000MHz |
|---|---|---|---|
| ENVIRONMENTAL CONDITIONS | 23deg. C, 70%RH | INPUT POWER | AC 120V/60HZ |
| TESTED BY | Jace Hu | | |
| ANTENNA POLARITY & TEST DISTANCE: VERTICAL AT 3 M | | | |

| | Freq | Level | Read Level | Limit Line | Over Limit | Factor | Remark | Pol/Phase |
|---|---|---|---|---|---|---|---|---|
| | MHz | dBm/m | dBm | dBm/m | dB | dB/m | | |
| 1 PP | 1648.000 | -51.05 | -52.09 | -13.00 | -38.05 | 1.04 | Peak | Vertical |
| 2 | 2479.200 | -53.60 | -58.48 | -13.00 | -40.60 | 4.88 | Peak | Vertical |

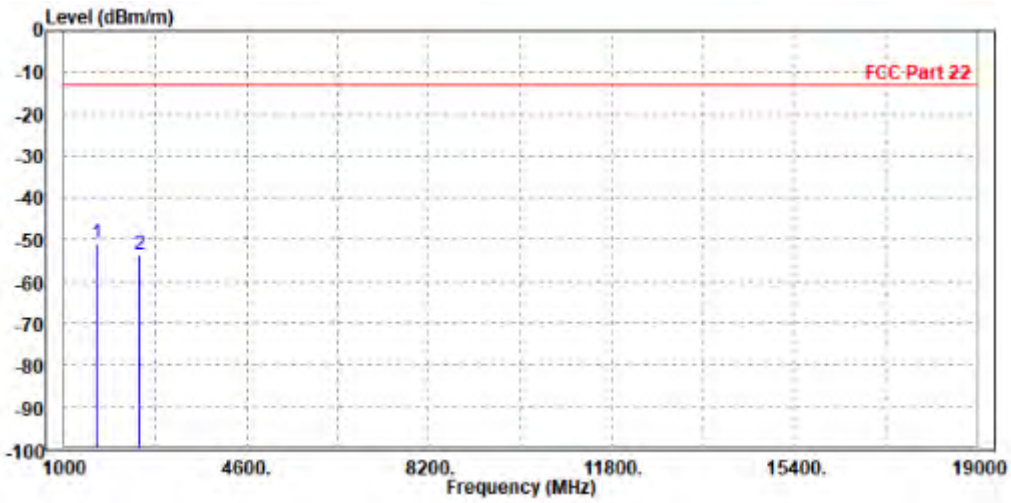

**CH 4182:**

| MODE | TX channel 4182 | FREQUENCY RANGE | Above 1000MHz |
|---|---|---|---|
| ENVIRONMENTAL CONDITIONS | 23deg. C, 70%RH | INPUT POWER | AC 120V/60HZ |
| TESTED BY | Jace Hu | | |
| ANTENNA POLARITY & TEST DISTANCE: HORIZONTAL AT 3 M | | | |

| | | Freq | Level | Read Level | Limit Line | Over Limit | Factor | Remark | Pol/Phase |
|---|---|---|---|---|---|---|---|---|---|
| | | MHz | dBm/m | dBm | dBm/m | dB | dB/m | | |
| 1 | PP | 1666.000 | -49.26 | -50.18 | -13.00 | -36.26 | 0.92 | Peak | Horizontal |
| 2 | | 2509.200 | -52.26 | -57.72 | -13.00 | -39.26 | 5.46 | Peak | Horizontal |

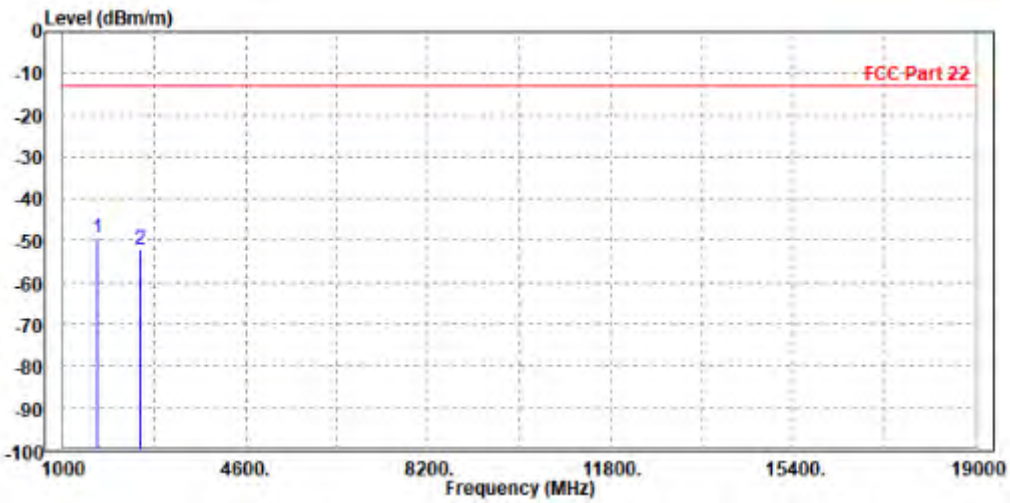

| MODE | TX channel 4182 | FREQUENCY RANGE | Above 1000MHz |
|---|---|---|---|
| ENVIRONMENTAL CONDITIONS | 23deg. C, 70%RH | INPUT POWER | AC 120V/60HZ |
| TESTED BY | Jace Hu | | |
| ANTENNA POLARITY & TEST DISTANCE: VERTICAL AT 3 M | | | |

| | | Freq | Level | Read Level | Limit Line | Over Limit | Factor | Remark | Pol/Phase |
|---|---|---|---|---|---|---|---|---|---|
| | | MHz | dBm/m | dBm | dBm/m | dB | dB/m | | |
| 1 | PP | 1672.800 | -52.81 | -54.03 | -13.00 | -39.81 | 1.22 | Peak | Vertical |
| 2 | | 2512.000 | -53.72 | -58.70 | -13.00 | -40.72 | 4.98 | Peak | Vertical |

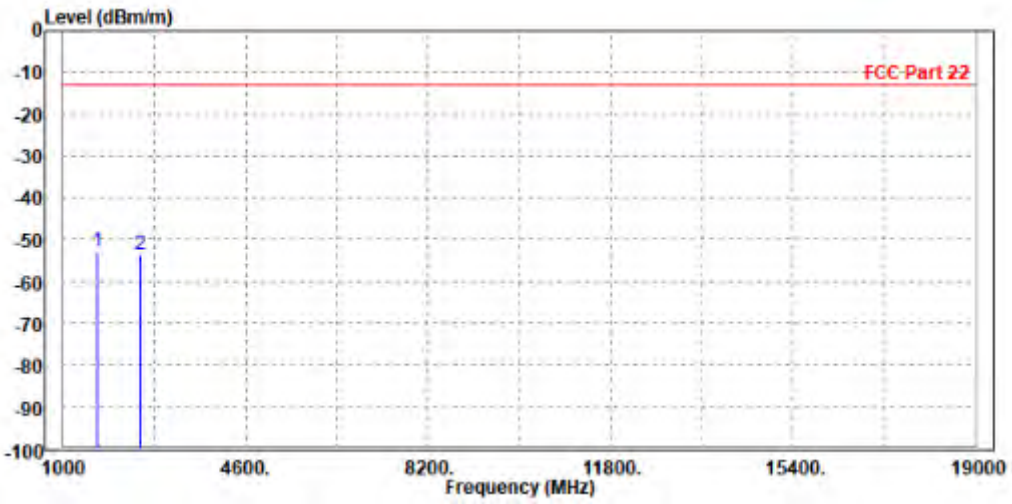

**CH 4233:**

| MODE | TX channel 4233 | FREQUENCY RANGE | Above 1000MHz |
|---|---|---|---|
| ENVIRONMENTAL CONDITIONS | 23deg. C, 70%RH | INPUT POWER | AC 120V/60HZ |
| TESTED BY | Jace Hu | | |
| ANTENNA POLARITY & TEST DISTANCE: HORIZONTAL AT 3 M | | | |

| | Freq | Level | Read Level | Limit Line | Over Limit | Factor | Remark | Pol/Phase |
|---|---|---|---|---|---|---|---|---|
| | MHz | dBm/m | dBm | dBm/m | dB | dB/m | | |
| 1 | 1702.000 | -50.54 | -51.75 | -13.00 | -37.54 | 1.21 | Peak | Horizontal |
| 2 PP | 2539.800 | -48.02 | -53.55 | -13.00 | -35.02 | 5.53 | Peak | Horizontal |

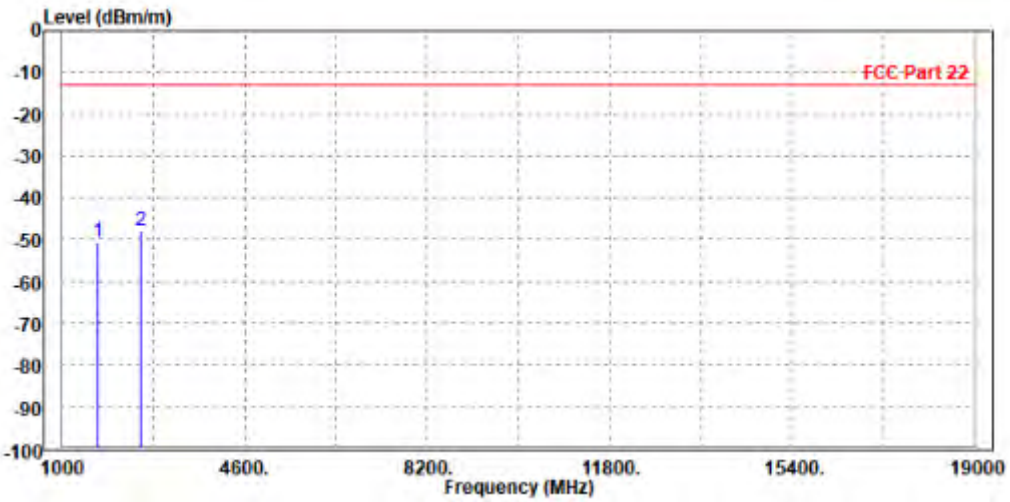

| MODE | TX channel 4233 | FREQUENCY RANGE | Above 1000MHz |
|---|---|---|---|
| ENVIRONMENTAL CONDITIONS | 23deg. C, 70%RH | INPUT POWER | AC 120V/60HZ |
| TESTED BY | Jace Hu | | |
| ANTENNA POLARITY & TEST DISTANCE: VERTICAL AT 3 M | | | |

| | Freq | Level | Read Level | Limit Line | Over Limit | Factor | Remark | Pol/Phase |
|---|---|---|---|---|---|---|---|---|
| | MHz | dBm/m | dBm | dBm/m | dB | dB/m | | |
| 1 | 1693.200 | -51.48 | -52.84 | -13.00 | -38.48 | 1.36 | Peak | Vertical |
| 2 PP | 2548.000 | -51.44 | -56.53 | -13.00 | -38.44 | 5.09 | Peak | Vertical |

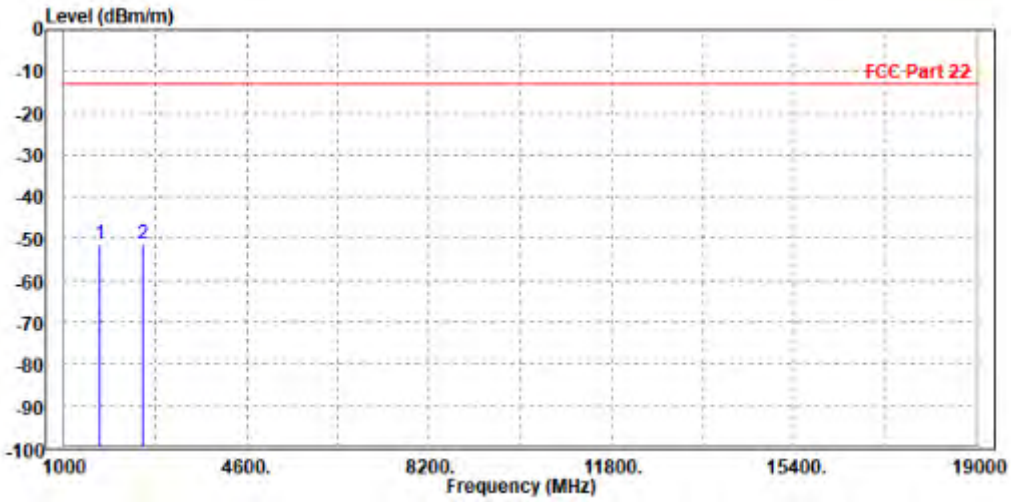

**LTE Band 26**

**CHANNEL BANDWIDTH: 1.4MHz / QPSK**

**CH26915**

| MODE | TX channel 26915 | FREQUENCY RANGE | Above 1000MHz |
|---|---|---|---|
| ENVIRONMENTAL CONDITIONS | 23deg. C, 70%RH | INPUT POWER | EUT 4.0V |
| TESTED BY | Jace Hu | | |
| ANTENNA POLARITY & TEST DISTANCE: HORIZONTAL AT 3 M | | | |

| | Freq | Level | Read Level | Limit Line | Over Limit | Factor | Remark | Pol/Phase |
|---|---|---|---|---|---|---|---|---|
| | MHz | dBm/m | dBm | dBm/m | dB | dB/m | | |
| 1 | 1673.000 | -57.43 | -58.41 | -13.00 | -44.43 | 0.98 | Peak | Horizontal |
| 2 PP | 2512.000 | -52.46 | -57.93 | -13.00 | -39.46 | 5.47 | Peak | Horizontal |

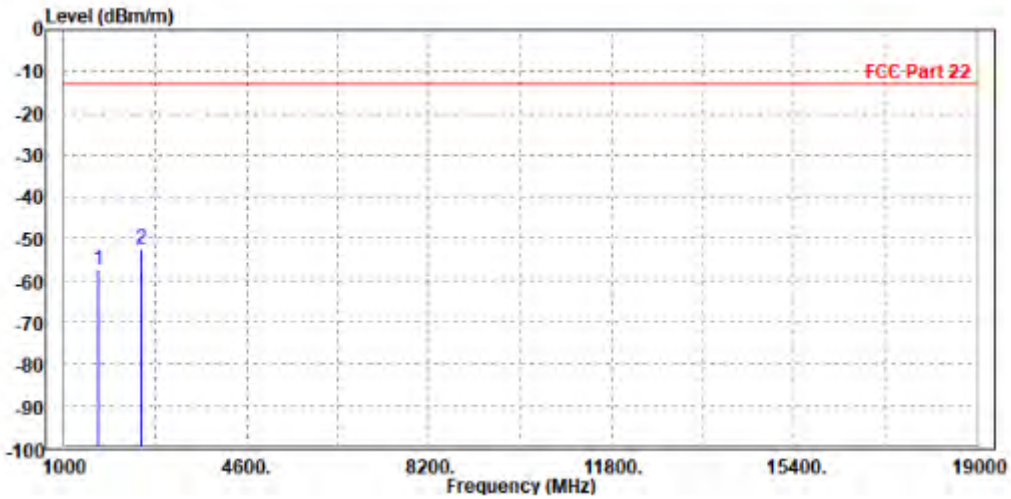

| MODE | TX channel 26915 | FREQUENCY RANGE | Above 1000MHz |
|---|---|---|---|
| ENVIRONMENTAL CONDITIONS | 23deg. C, 70%RH | INPUT POWER | EUT 4.0V |
| TESTED BY | Jace Hu | | |
| ANTENNA POLARITY & TEST DISTANCE: VERTICAL AT 3 M | | | |

| | | Freq | Level | Read Level | Limit Line | Over Limit | Factor | Remark | Pol/Phase |
|---|---|---|---|---|---|---|---|---|---|
| | | MHz | dBm/m | dBm | dBm/m | dB | dB/m | | |
| 1 | | 1666.000 | -57.16 | -58.33 | -13.00 | -44.16 | 1.17 | Peak | Vertical |
| 2 | PP | 2509.500 | -53.60 | -58.57 | -13.00 | -40.60 | 4.97 | Peak | Vertical |

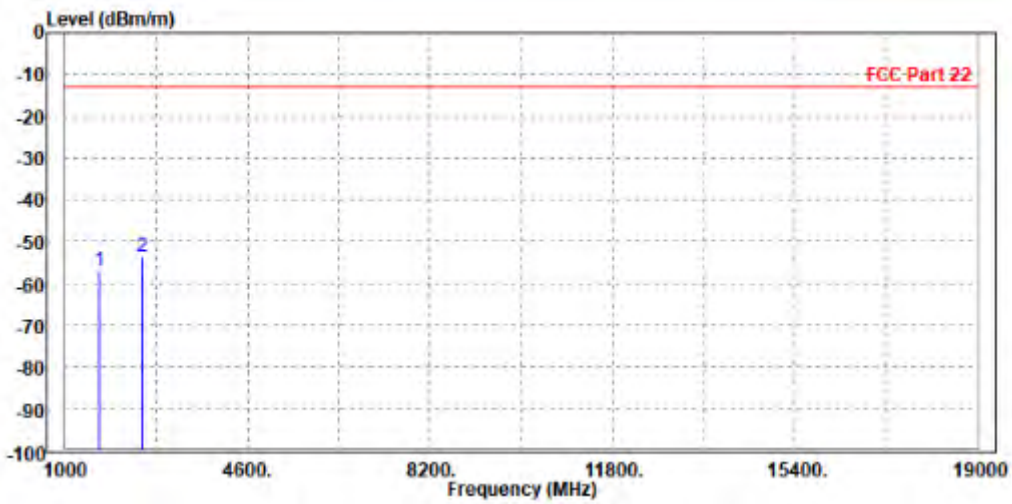

**CHANNEL BANDWIDTH: 3MHz / QPSK**

| MODE | TX channel 26915 | FREQUENCY RANGE | Above 1000MHz |
|---|---|---|---|
| ENVIRONMENTAL CONDITIONS | 23deg. C, 70%RH | INPUT POWER | EUT 4.0V |
| TESTED BY | Jace Hu | | |
| ANTENNA POLARITY & TEST DISTANCE: HORIZONTAL AT 3 M | | | |

| | Freq | Level | Read Level | Limit Line | Over Limit | Factor | Remark | Pol/Phase |
|---|---|---|---|---|---|---|---|---|
| | MHz | dBm/m | dBm | dBm/m | dB | dB/m | | |
| 1 | 1666.000 | -52.42 | -53.34 | -13.00 | -39.42 | 0.92 | Peak | Horizontal |
| 2 PP | 2509.500 | -38.96 | -44.42 | -13.00 | -25.96 | 5.46 | Peak | Horizontal |

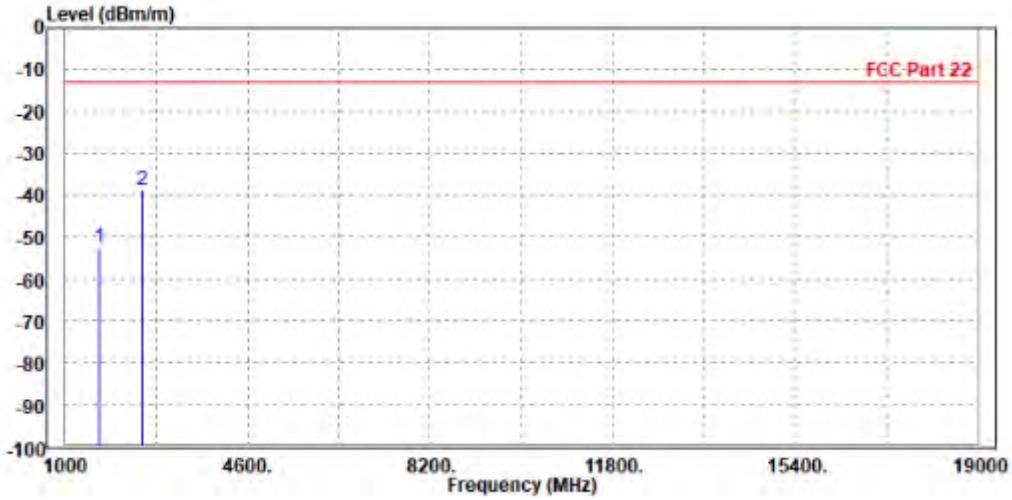

| MODE | TX channel 26915 | FREQUENCY RANGE | Above 1000MHz |
|---|---|---|---|
| ENVIRONMENTAL CONDITIONS | 23deg. C, 70%RH | INPUT POWER | EUT 4.0V |
| TESTED BY | Jace Hu | | |
| ANTENNA POLARITY & TEST DISTANCE: VERTICAL AT 3 M | | | |

| | | Freq | Level | Read Level | Limit Line | Over Limit | Factor | Remark | Pol/Phase |
|---|---|---|---|---|---|---|---|---|---|
| | | MHz | dBm/m | dBm | dBm/m | dB | dB/m | | |
| 1 | | 1673.000 | -55.43 | -56.65 | -13.00 | -42.43 | 1.22 | Peak | Vertical |
| 2 | PP | 2512.000 | -44.70 | -49.68 | -13.00 | -31.70 | 4.98 | Peak | Vertical |

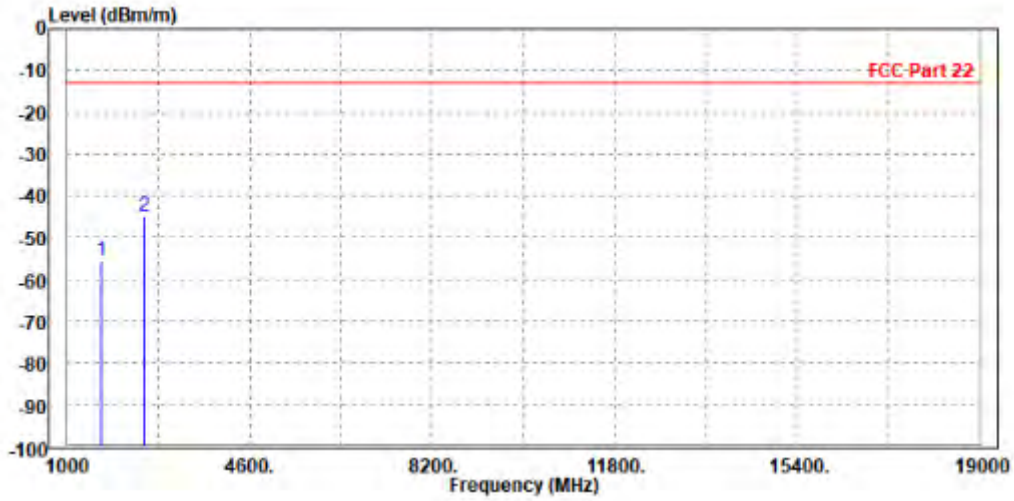

**CHANNEL BANDWIDTH: 5MHz / QPSK**

| | | | |
|---|---|---|---|
| **MODE** | TX channel 26915 | **FREQUENCY RANGE** | Above 1000MHz |
| **ENVIRONMENTAL CONDITIONS** | 23deg. C, 70%RH | **INPUT POWER** | EUT 4.0V |
| **TESTED BY** | Jace Hu | | |
| **ANTENNA POLARITY & TEST DISTANCE: HORIZONTAL AT 3 M** | | | |

| | | Freq | Level | Read Level | Limit Line | Over Limit | Factor | Remark | Pol/Phase |
|---|---|---|---|---|---|---|---|---|---|
| | | MHz | dBm/m | dBm | dBm/m | dB | dB/m | | |
| 1 | | 1673.000 | -54.26 | -55.24 | -13.00 | -41.26 | 0.98 | Peak | Horizontal |
| 2 | PP | 2512.000 | -39.80 | -45.27 | -13.00 | -26.80 | 5.47 | Peak | Horizontal |

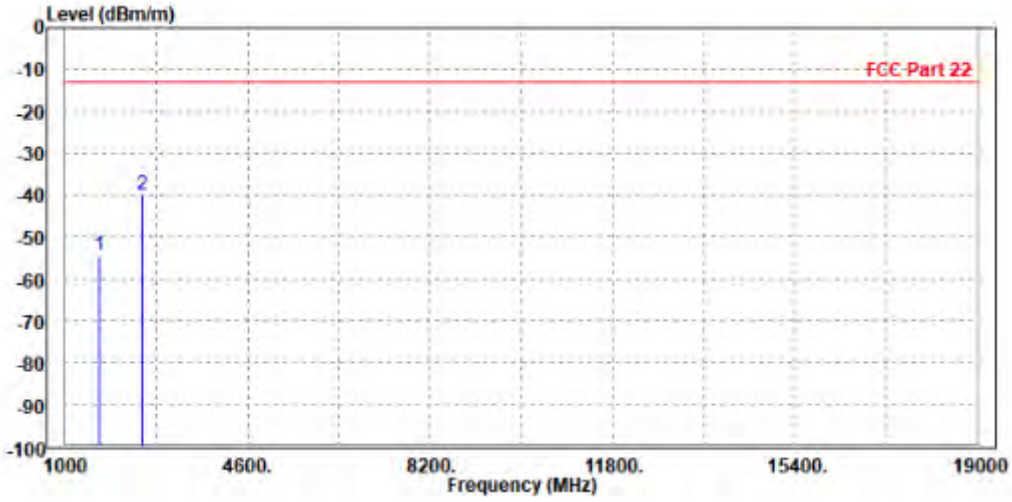

| MODE | TX channel 26915 | FREQUENCY RANGE | Above 1000MHz |
|---|---|---|---|
| ENVIRONMENTAL CONDITIONS | 23deg. C, 70%RH | INPUT POWER | EUT 4.0V |
| TESTED BY | Jace Hu | | |
| ANTENNA POLARITY & TEST DISTANCE: VERTICAL AT 3 M | | | |

| | | Freq | Level | Read Level | Limit Line | Over Limit | Factor | Remark | Pol/Phase |
|---|---|---|---|---|---|---|---|---|---|
| | | MHz | dBm/m | dBm | dBm/m | dB | dB/m | | |
| 1 | | 1666.000 | -55.63 | -56.80 | -13.00 | -42.63 | 1.17 | Peak | Vertical |
| 2 | PP | 2509.500 | -43.97 | -48.94 | -13.00 | -30.97 | 4.97 | Peak | Vertical |

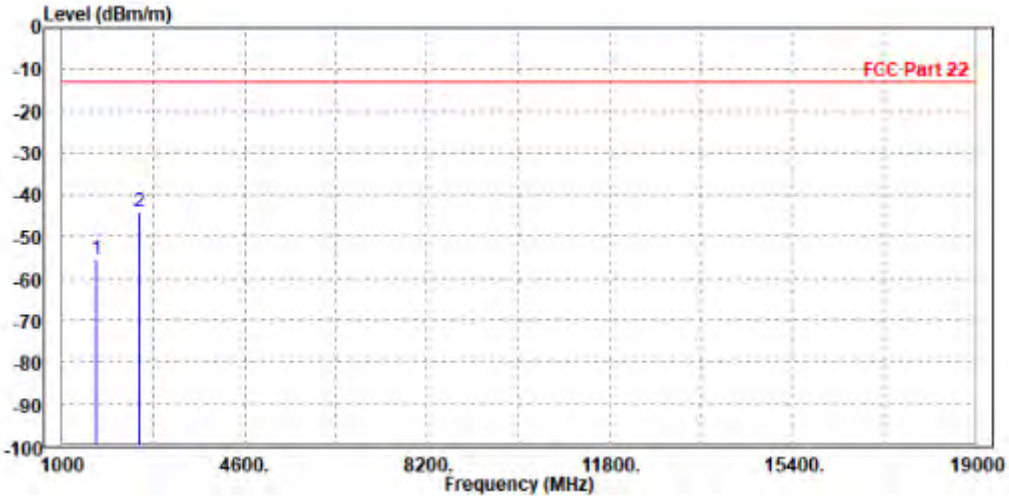

**CHANNEL BANDWIDTH: 10MHz / QPSK**

**CH26865**

| | | | |
|---|---|---|---|
| **MODE** | TX channel 26865 | **FREQUENCY RANGE** | Above 1000MHz |
| **ENVIRONMENTAL CONDITIONS** | 23deg. C, 70%RH | **INPUT POWER** | EUT 4.0V |
| **TESTED BY** | Jace Hu | | |
| **ANTENNA POLARITY & TEST DISTANCE: HORIZONTAL AT 3 M** | | | |

| | | Freq | Level | Read Level | Limit Line | Over Limit | Factor | Remark | Pol/Phase |
|---|---|---|---|---|---|---|---|---|---|
| | | MHz | dBm/m | dBm | dBm/m | dB | dB/m | | |
| 1 | | 1663.000 | -54.39 | -55.29 | -13.00 | -41.39 | 0.90 | Peak | Horizontal |
| 2 | PP | 2494.000 | -43.24 | -48.66 | -13.00 | -30.24 | 5.42 | Peak | Horizontal |

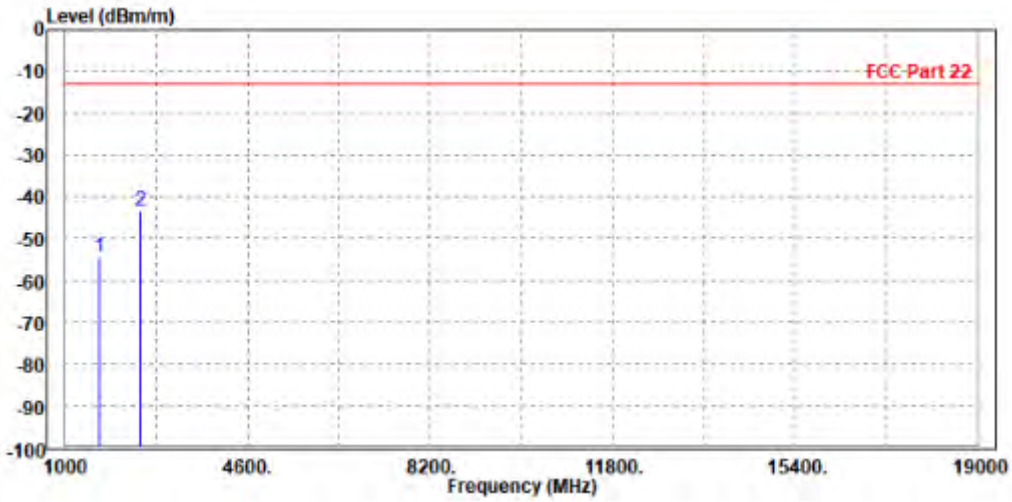

| MODE | TX channel 26865 | FREQUENCY RANGE | Above 1000MHz |
|---|---|---|---|
| ENVIRONMENTAL CONDITIONS | 23deg. C, 70%RH | INPUT POWER | EUT 4.0V |
| TESTED BY | Jace Hu | | |
| ANTENNA POLARITY & TEST DISTANCE: VERTICAL AT 3 M | | | |

| | | Freq | Level | Read Level | Limit Line | Over Limit | Factor | Remark | Pol/Phase |
|---|---|---|---|---|---|---|---|---|---|
| | | MHz | dBm/m | dBm | dBm/m | dB | dB/m | | |
| 1 | | 1666.000 | -56.79 | -57.96 | -13.00 | -43.79 | 1.17 | Peak | Vertical |
| 2 | PP | 2494.500 | -47.85 | -52.77 | -13.00 | -34.85 | 4.92 | Peak | Vertical |

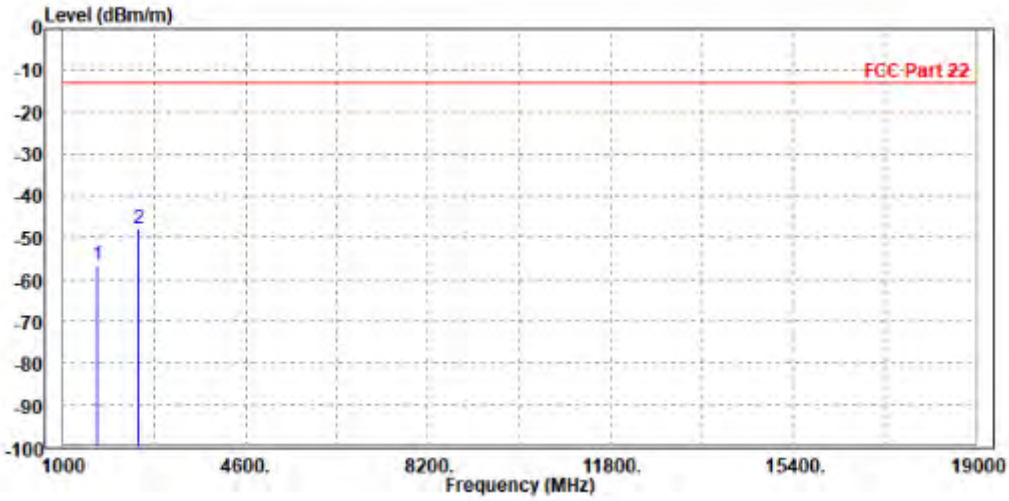

**CH26915**

| MODE | TX channel 26915 | FREQUENCY RANGE | Above 1000MHz |
|---|---|---|---|
| ENVIRONMENTAL CONDITIONS | 23deg. C, 70%RH | INPUT POWER | EUT 4.0V |
| TESTED BY | Jace Hu | | |
| ANTENNA POLARITY & TEST DISTANCE: HORIZONTAL AT 3 M | | | |

| | Freq | Level | Read Level | Limit Line | Over Limit | Factor | Remark | Pol/Phase |
|---|---|---|---|---|---|---|---|---|
| | MHz | dBm/m | dBm | dBm/m | dB | dB/m | | |
| 1 | 1673.000 | -56.06 | -57.04 | -13.00 | -43.06 | 0.98 | Peak | Horizontal |
| 2 PP | 2512.000 | -38.41 | -43.88 | -13.00 | -25.41 | 5.47 | Peak | Horizontal |

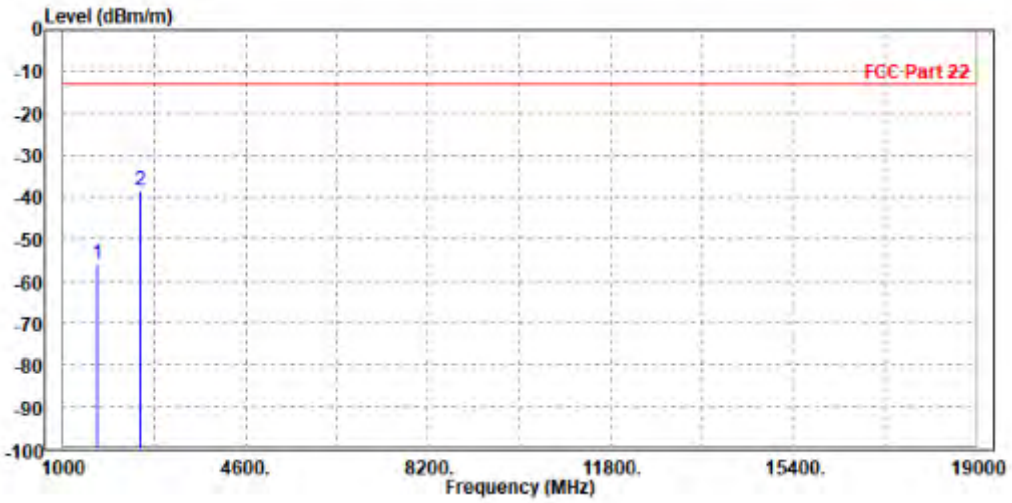

| MODE | TX channel 26915 | FREQUENCY RANGE | Above 1000MHz |
|---|---|---|---|
| ENVIRONMENTAL CONDITIONS | 23deg. C, 70%RH | INPUT POWER | EUT 4.0V |
| TESTED BY | Jace Hu | | |
| ANTENNA POLARITY & TEST DISTANCE: VERTICAL AT 3 M | | | |

| | | Freq | Level | Read Level | Limit Line | Over Limit | Factor | Remark | Pol/Phase |
|---|---|---|---|---|---|---|---|---|---|
| | | MHz | dBm/m | dBm | dBm/m | dB | dB/m | | |
| 1 | | 1666.000 | -54.72 | -55.89 | -13.00 | -41.72 | 1.17 | Peak | Vertical |
| 2 | PP | 2509.500 | -41.01 | -45.98 | -13.00 | -28.01 | 4.97 | Peak | Vertical |

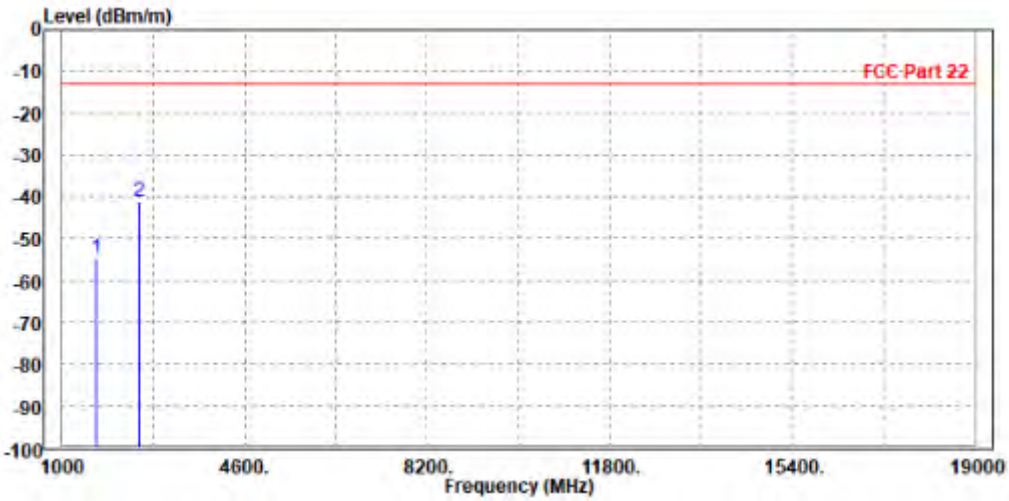

**CH26965**

| MODE | TX channel 26965 | FREQUENCY RANGE | Above 1000MHz |
|---|---|---|---|
| ENVIRONMENTAL CONDITIONS | 23deg. C, 70%RH | INPUT POWER | EUT 4.0V |
| TESTED BY | Jace Hu | | |
| ANTENNA POLARITY & TEST DISTANCE: HORIZONTAL AT 3 M | | | |

| | | Freq | Level | Read Level | Limit Line | Over Limit | Factor | Remark | Pol/Phase |
|---|---|---|---|---|---|---|---|---|---|
| | | MHz | dBm/m | dBm | dBm/m | dB | dB/m | | |
| 1 | | 1683.000 | -53.39 | -54.45 | -13.00 | -40.39 | 1.06 | Peak | Horizontal |
| 2 | PP | 2530.000 | -48.66 | -54.17 | -13.00 | -35.66 | 5.51 | Peak | Horizontal |

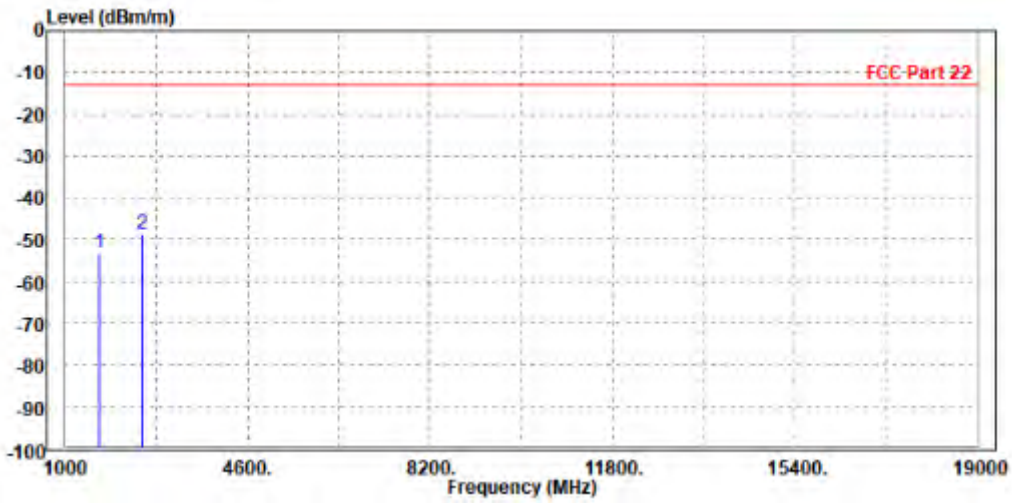

| MODE | TX channel 26965 | FREQUENCY RANGE | Above 1000MHz |
|---|---|---|---|
| ENVIRONMENTAL CONDITIONS | 23deg. C, 70%RH | INPUT POWER | EUT 4.0V |
| TESTED BY | Jace Hu | | |
| ANTENNA POLARITY & TEST DISTANCE: VERTICAL AT 3 M | | | |

| | | Freq | Level | Read Level | Limit Line | Over Limit | Factor | Remark | Pol/Phase |
|---|---|---|---|---|---|---|---|---|---|
| | | MHz | dBm/m | dBm | dBm/m | dB | dB/m | | |
| 1 | | 1684.000 | -56.10 | -57.40 | -13.00 | -43.10 | 1.30 | Peak | Vertical |
| 2 | PP | 2524.500 | -47.82 | -52.84 | -13.00 | -34.82 | 5.02 | Peak | Vertical |

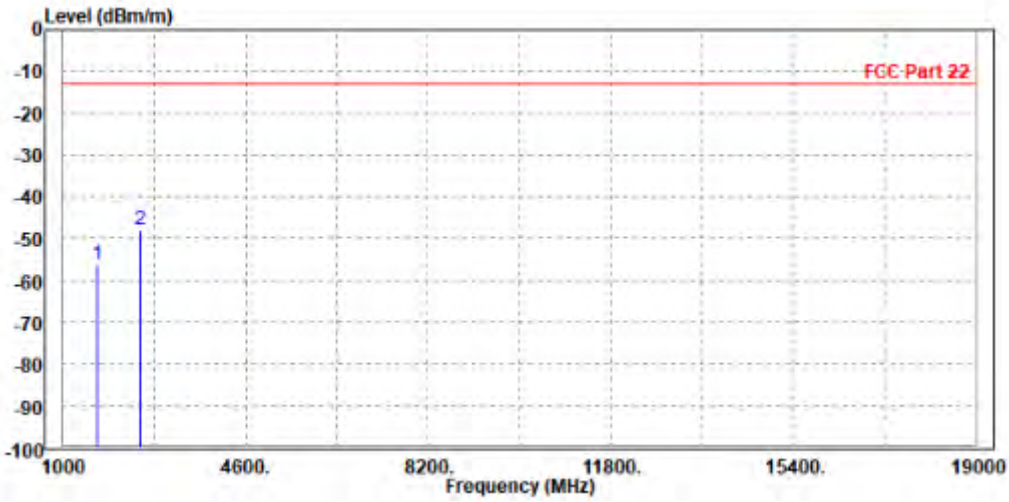

**CHANNEL BANDWIDTH: 15MHz / QPSK**

**CH26915**

| | | | |
|---|---|---|---|
| **MODE** | TX channel 26915 | **FREQUENCY RANGE** | Above 1000MHz |
| **ENVIRONMENTAL CONDITIONS** | 23deg. C, 70%RH | **INPUT POWER** | EUT 4.0V |
| **TESTED BY** | Jace Hu | | |
| **ANTENNA POLARITY & TEST DISTANCE: HORIZONTAL AT 3 M** | | | |

| | | Freq | Level | Read Level | Limit Line | Over Limit | Factor | Remark | Pol/Phase |
|---|---|---|---|---|---|---|---|---|---|
| | | MHz | dBm/m | dBm | dBm/m | dB | dB/m | | |
| 1 | | 1666.000 | -56.10 | -57.02 | -13.00 | -43.10 | 0.92 | Peak | Horizontal |
| 2 | PP | 2509.500 | -44.89 | -50.35 | -13.00 | -31.89 | 5.46 | Peak | Horizontal |

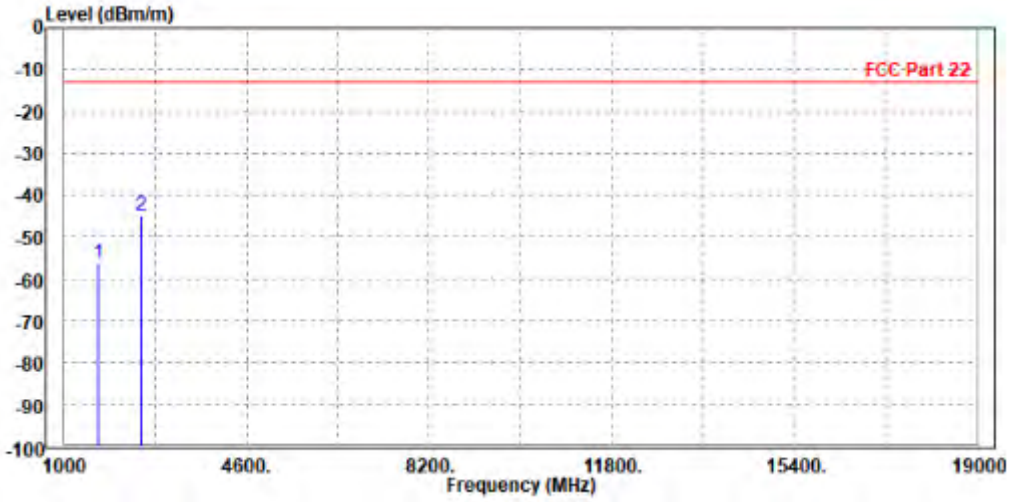

| MODE | TX channel 26915 | FREQUENCY RANGE | Above 1000MHz |
|---|---|---|---|
| ENVIRONMENTAL CONDITIONS | 23deg. C, 70%RH | INPUT POWER | EUT 4.0V |
| TESTED BY | Jace Hu | | |
| ANTENNA POLARITY & TEST DISTANCE: VERTICAL AT 3 M | | | |

| | Freq | Level | Read Level | Limit Line | Over Limit | Factor | Remark | Pol/Phase |
|---|---|---|---|---|---|---|---|---|
| | MHz | dBm/m | dBm | dBm/m | dB | dB/m | | |
| 1 | 1673.000 | -57.11 | -58.33 | -13.00 | -44.11 | 1.22 | Peak | Vertical |
| 2 PP | 2512.000 | -47.51 | -52.49 | -13.00 | -34.51 | 4.98 | Peak | Vertical |

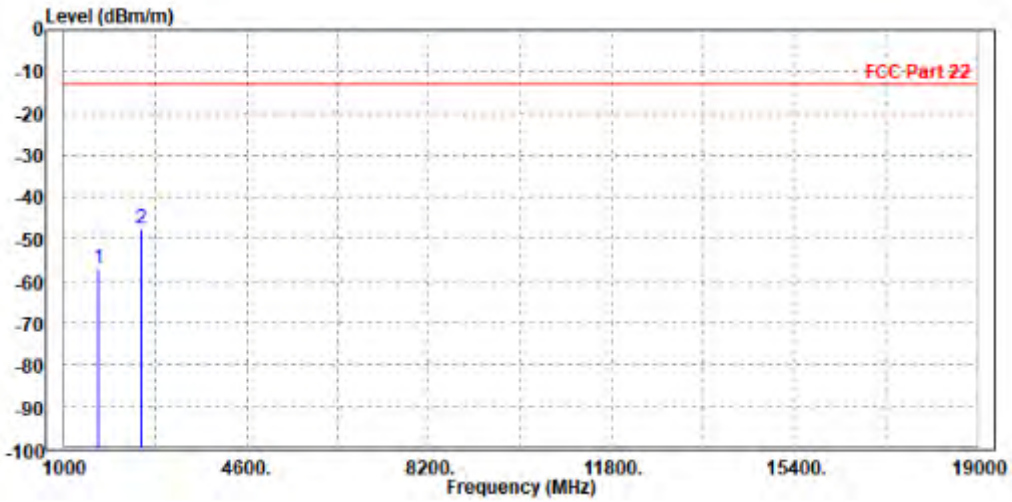

## 3.7 PEAK TO AVERAGE RATIO

### 3.7.1 LIMITS OF PEAK TO AVERAGE RATIO MEASUREMENT

In measuring transmissions in this band using an average power technique, the peak to-average ratio (PAR) of the transmission may not exceed 13 dB

### 3.7.2 TEST SETUP

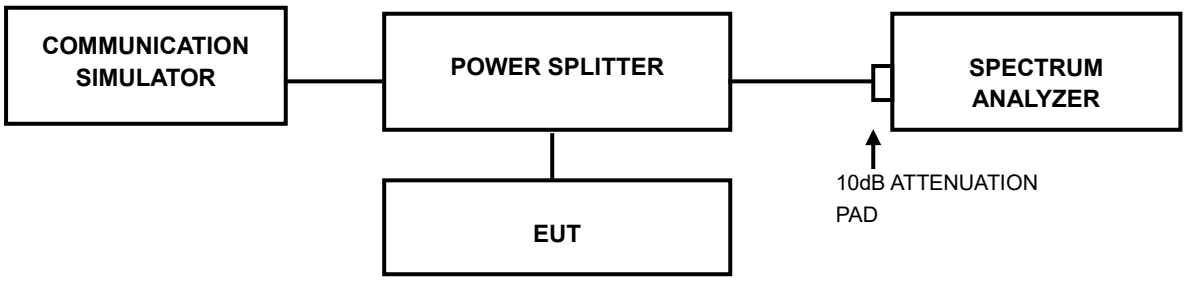


### 3.7.3 TEST PROCEDURES

1. Set resolution/measurement bandwidth ≥ signal's occupied bandwidth;
2. Set the number of counts to a value that stabilizes the measured CCDF curve;
3. Record the maximum PAPR level associated with a probability of 0.1%.

### 3.7.4 TEST RESULTS

Please Refer to Appendix Of this test report.

# 4 PHOTOGRAPHS OF THE TEST CONFIGURATION

Please refer to the attached file (Test Setup Photo).

# 5 INFORMATION ON THE TESTING LABORATORIES

We, BV 7LAYERS COMMUNICATIONS TECHNOLOGY (SHENZHEN) CO. LTD., were founded in 2015 to provide our best service in EMC, Radio, Telecom and Safety consultation. Our laboratories are accredited and approved according to ISO/IEC 17025.

If you have any comments, please feel free to contact us at the following:

**Shenzhen EMC/RF Lab**:
Tel: +86-755-88696566
Fax: +86-755-88696577

**Email:** customerservice.sw@bureauveritas.com
**Web Site**: www.adt.com.tw

The address and road map of all our labs can be found in our web site also.

# 6 MODIFICATIONS RECORDERS FOR ENGINEERING CHANGES TO THE EUT BY THE LAB

No any modifications are made to the EUT by the lab during the test.

# 7 APPENDIX

## GSM850

## PEAK-TO-AVERAGE RATIO(CCDF)

### Test Result

| Band | Channel | Result(dB) | Limit(dB) | Verdict |
|---|---|---|---|---|
| GSM850 | 128 | 3.30 | 13 | PASS |
| GSM850 | 190 | 3.31 | 13 | PASS |
| GSM850 | 251 | 3.32 | 13 | PASS |
| EGPRS850 | 128 | 5.72 | 13 | PASS |
| EGPRS850 | 190 | 5.66 | 13 | PASS |
| EGPRS850 | 251 | 5.68 | 13 | PASS |

## Test Graphs

| GSM850-128 |
|---|
| 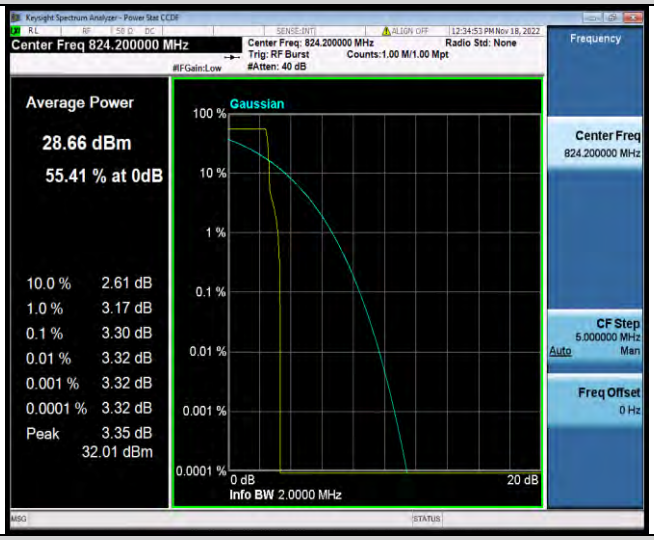 |
| GSM850-190 |
| 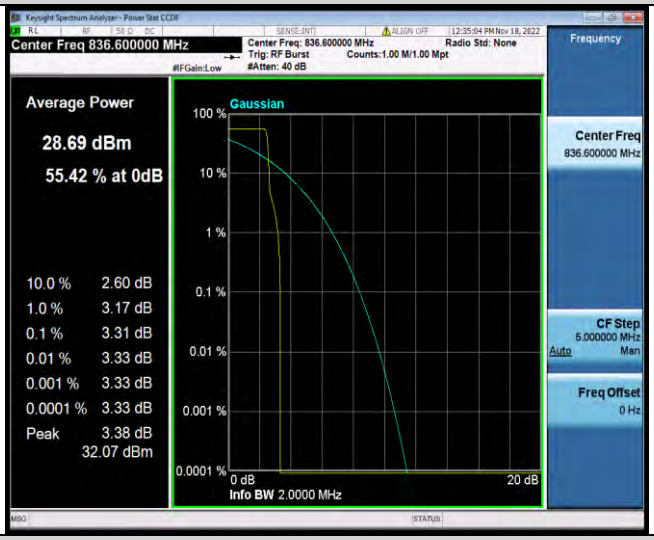 |
| GSM850-251 |

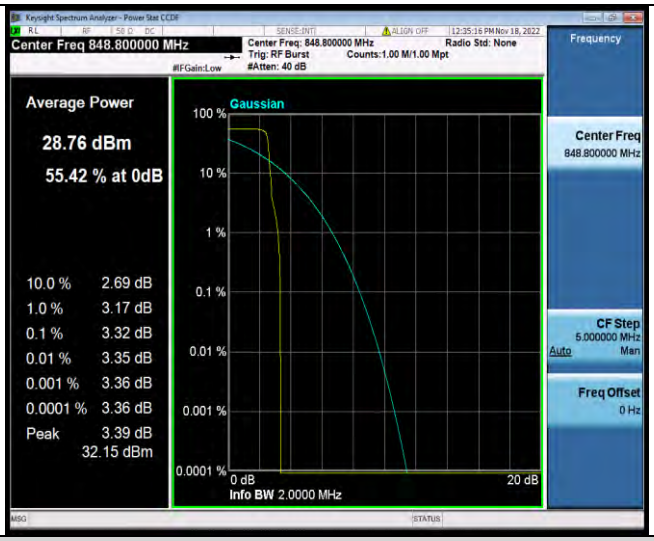


EGPRS850-128

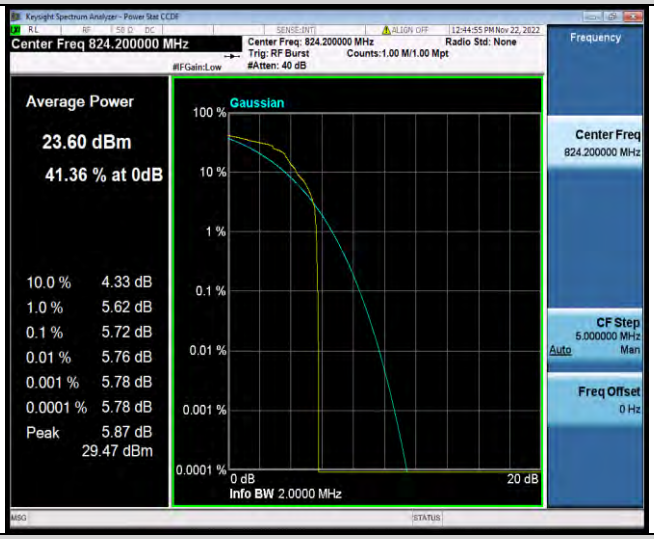


EGPRS850-190

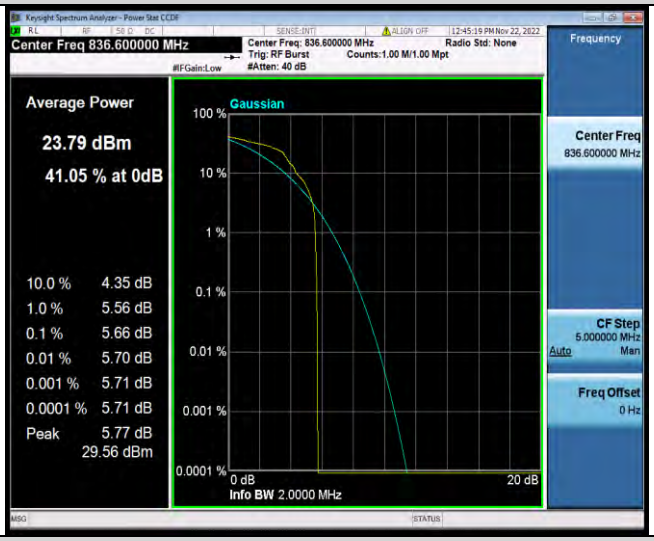


EGPRS850-251

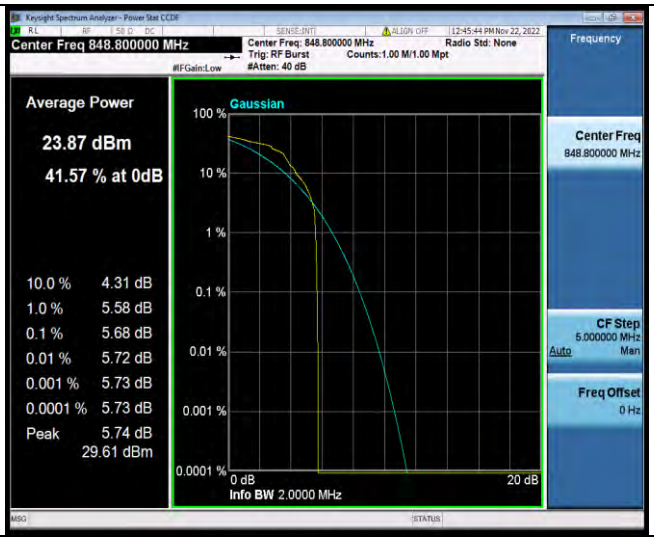
Keysight Spectrum Analyzer - Power Stat CCDF
Center Freq 848.800000 MHz
Center Freq: 848.800000 MHz
Trig: RF Burst
#Atten: 40 dB
Counts:1.00 M/1.00 Mpt
Radio Std: None
Frequency
Average Power
23.87 dBm
41.57 % at 0dB
10.0 % 4.31 dB
1.0 % 5.58 dB
0.1 % 5.68 dB
0.01 % 5.72 dB
0.001 % 5.73 dB
0.0001 % 5.73 dB
Peak 5.74 dB
29.61 dBm
Gaussian
100 %
10 %
1 %
0.1 %
0.01 %
0.001 %
0.0001 %
0 dB
20 dB
Info BW 2.0000 MHz
Center Freq
848.800000 MHz
CF Step
5.000000 MHz
Auto
Man
Freq Offset
0 Hz

## 26DB BANDWIDTH AND OCCUPIED BANDWIDTH

### Test Result

| Band | Channel | Occupied Bandwidth (MHz) | 26dB Bandwidth (MHz) | Limit (MHz) | Verdict |
|---|---|---|---|---|---|
| GSM850 | 128 | 0.24731 | 0.3166 | --- | PASS |
| GSM850 | 190 | 0.24672 | 0.3110 | --- | PASS |
| GSM850 | 251 | 0.24446 | 0.3095 | --- | PASS |
| EGPRS850 | 128 | 0.24994 | 0.3030 | --- | PASS |
| EGPRS850 | 190 | 0.24535 | 0.3076 | --- | PASS |
| EGPRS850 | 251 | 0.24512 | 0.3089 | --- | PASS |

## Test Graphs

GSM850-128

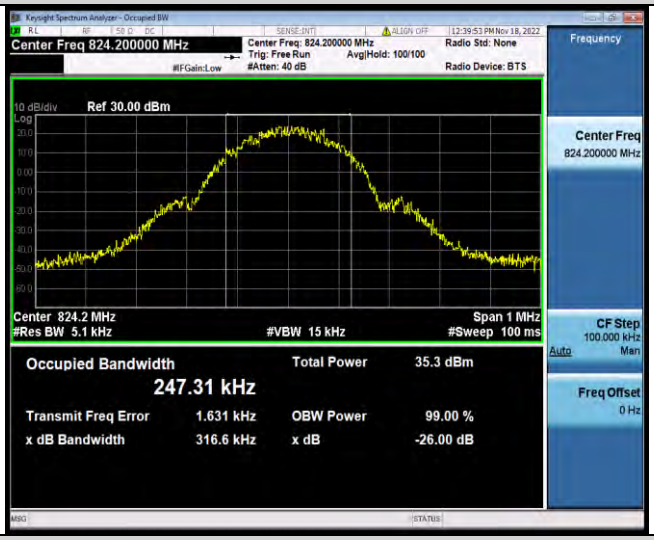


GSM850-190

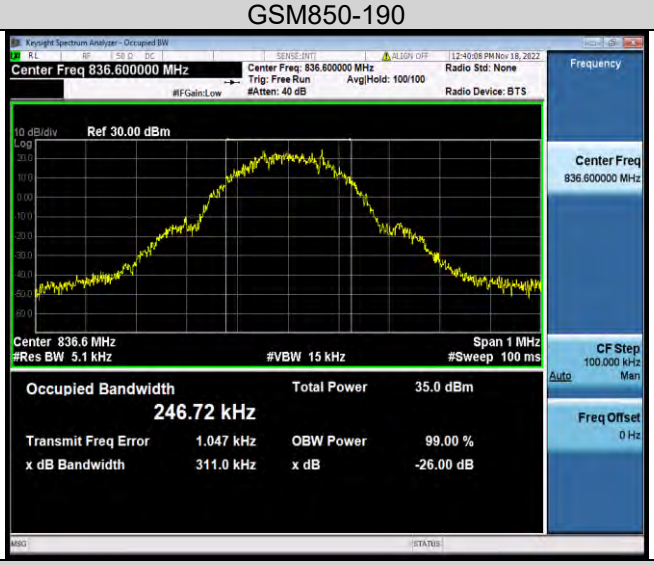


GSM850-251

EGPRS850-128

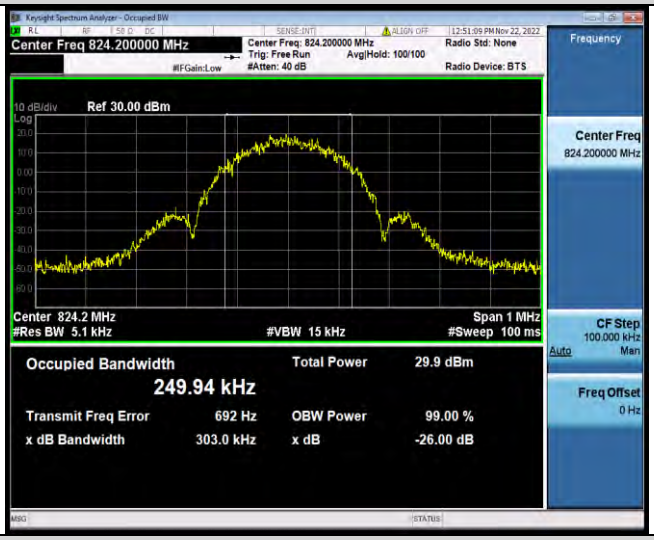


EGPRS850-190

EGPRS850-251

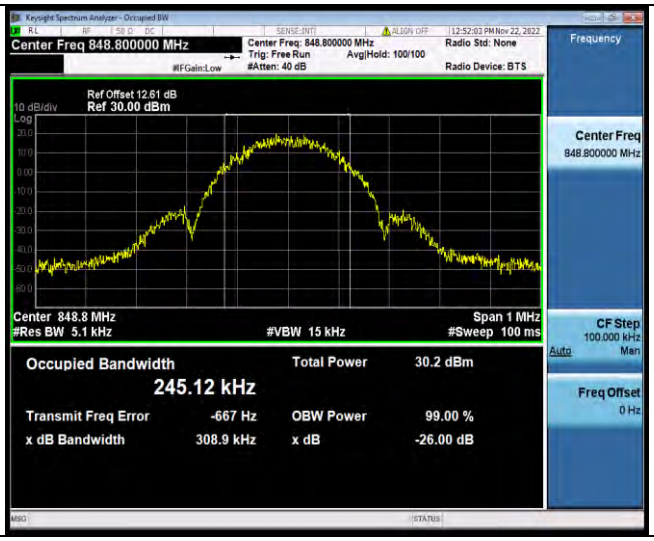
Keysight Spectrum Analyzer - Occupied BW
Center Freq 848.800000 MHz
Center Freq: 848.800000 MHz
Trig: Free Run
Avg|Hold: 100/100
#Atten: 40 dB
Radio Std: None
Radio Device: BTS
Frequency
Ref Offset 12.61 dB
10 dB/div
Ref 30.00 dBm
Log
Center Freq
848.800000 MHz
Center 848.8 MHz
#Res BW 5.1 kHz
#VBW 15 kHz
Span 1 MHz
#Sweep 100 ms
CF Step
100.000 kHz
Auto
Man
Occupied Bandwidth
245.12 kHz
Total Power 30.2 dBm
Transmit Freq Error -667 Hz
OBW Power 99.00 %
x dB Bandwidth 308.9 kHz
x dB -26.00 dB
Freq Offset
0 Hz

## BAND EDGE

### Test Result

| Band | Channel | Freq (MHz) | Result (dBm) | Limit(dBm) | Verdict |
|---|---|---|---|---|---|
| GSM850 | 128 | 823.98 | -26.34 | -13 | PASS |
| GSM850 | 251 | 849.01 | -25.40 | -13 | PASS |
| EGPRS850 | 128 | 823.97 | -22.88 | -13 | PASS |
| EGPRS850 | 251 | 849.02 | -24.79 | -13 | PASS |

## Test Graphs

GSM850-128

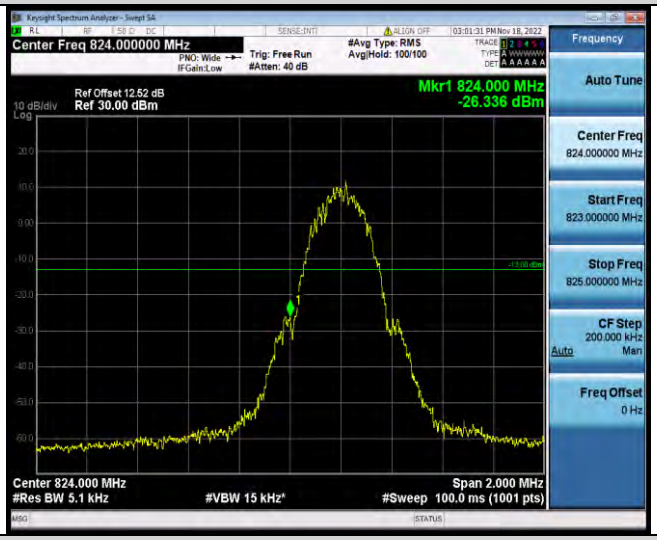


GSM850-251

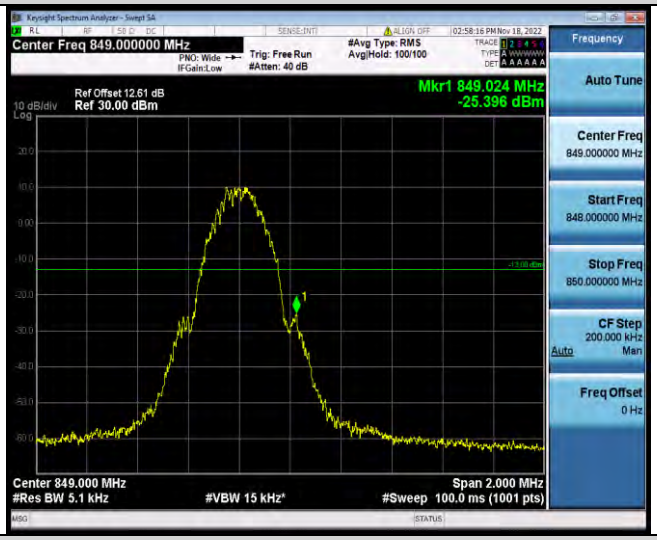


EGPRS850-128

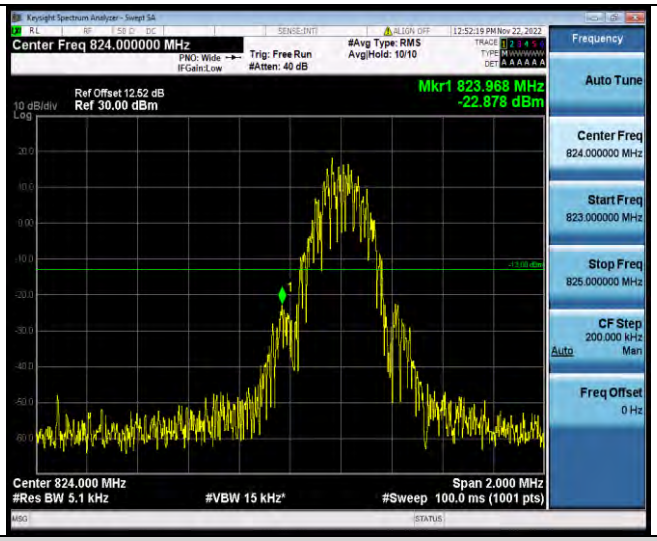


EGPRS850-251

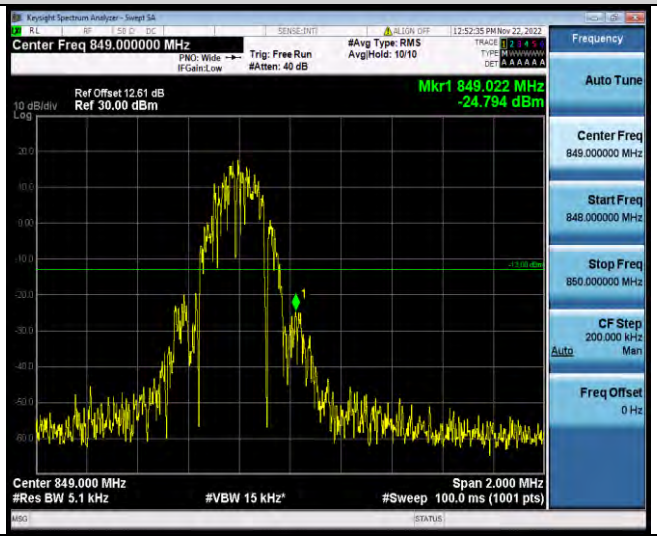

## CONDUCTED SPURIOUS EMISSION

### Test Result

| Band | Channel | Frequency Range(MHz) | Max.Freq. (MHz) | Result (dBm) | Limit (dBm) | Verdict |
|---|---|---|---|---|---|---|
| GSM850 | 128 | 30~1000MHz | 981.28 | -49.94 | -13 | PASS |
| GSM850 | 128 | 1000~10000MHz | 2546.5 | -30.52 | -13 | PASS |
| GSM850 | 190 | 30~1000MHz | 945.68 | -49.64 | -13 | PASS |
| GSM850 | 190 | 1000~10000MHz | 2546.5 | -30.56 | -13 | PASS |
| GSM850 | 251 | 30~1000MHz | 738.75 | -50.48 | -13 | PASS |
| GSM850 | 251 | 1000~10000MHz | 2546.2 | -30.39 | -13 | PASS |
| EGPRS850 | 128 | 30~1000MHz | 934.53 | -50.34 | -13 | PASS |
| EGPRS850 | 128 | 1000~10000MHz | 3836.8 | -31.94 | -13 | PASS |
| EGPRS850 | 190 | 30~1000MHz | 963.63 | -50.70 | -13 | PASS |
| EGPRS850 | 190 | 1000~10000MHz | 3759.1 | -32.14 | -13 | PASS |
| EGPRS850 | 251 | 30~1000MHz | 962.72 | -49.82 | -13 | PASS |
| EGPRS850 | 251 | 1000~10000MHz | 3914.2 | -32.66 | -13 | PASS |

## Test Graphs

GSM850-128-30~1000MHz

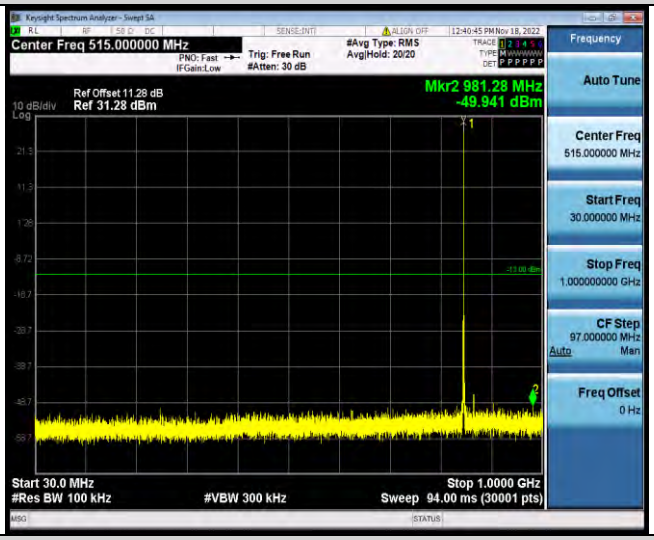


GSM850-128-1000~10000MHz

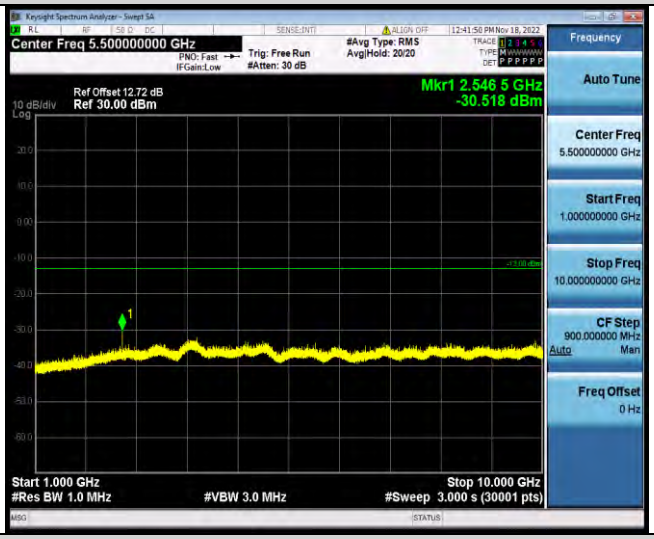


GSM850-190-30~1000MHz

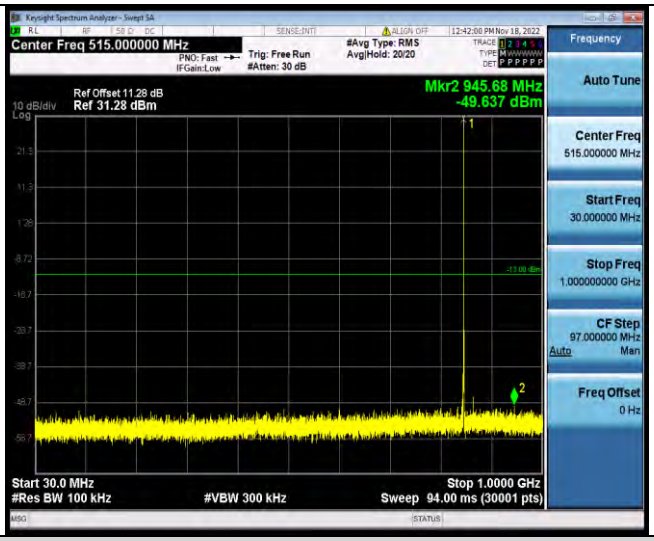


GSM850-190-1000~10000MHz

GSM850-251-30~1000MHz

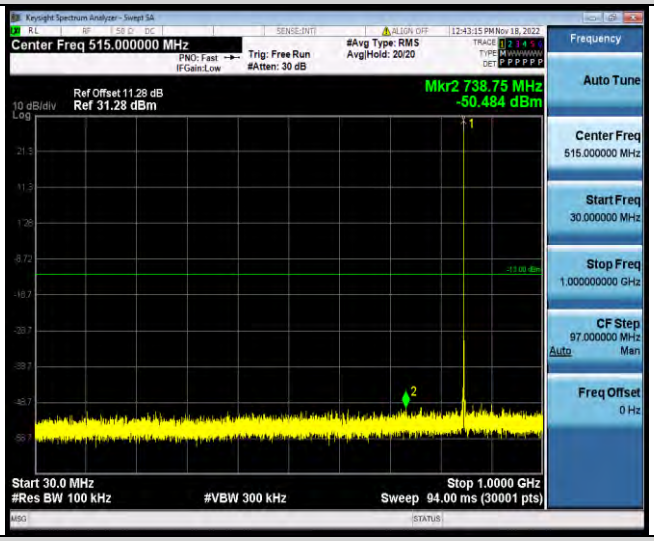


GSM850-251-1000~10000MHz

EGPRS850-128-30~1000MHz

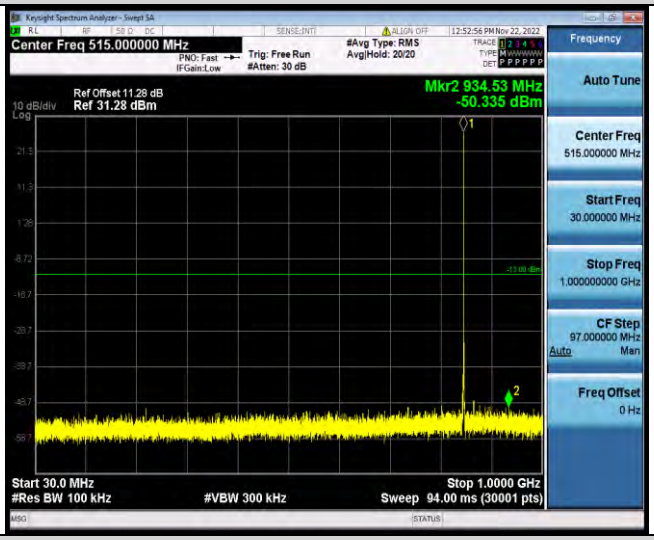


EGPRS850-128-1000~10000MHz

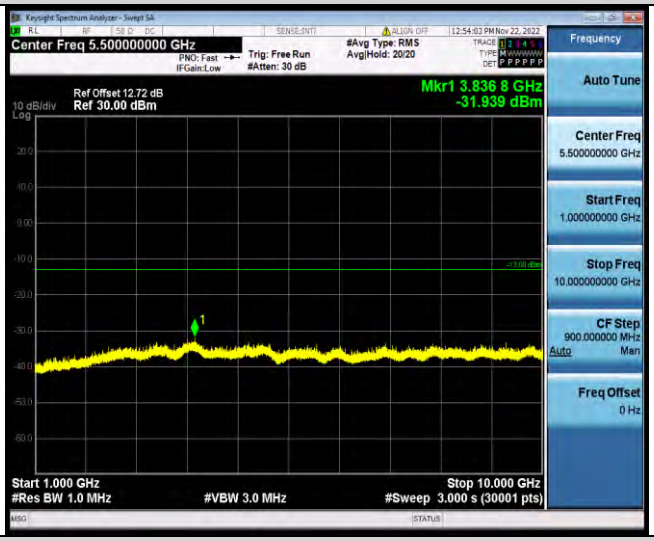


EGPRS850-190-30~1000MHz

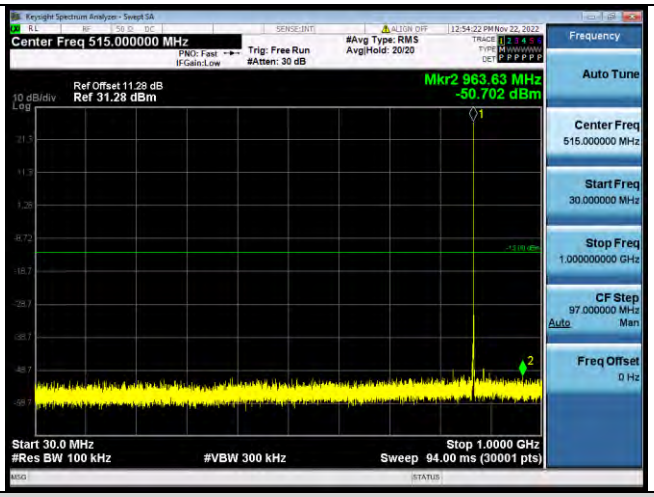


EGPRS850-190-1000~10000MHz

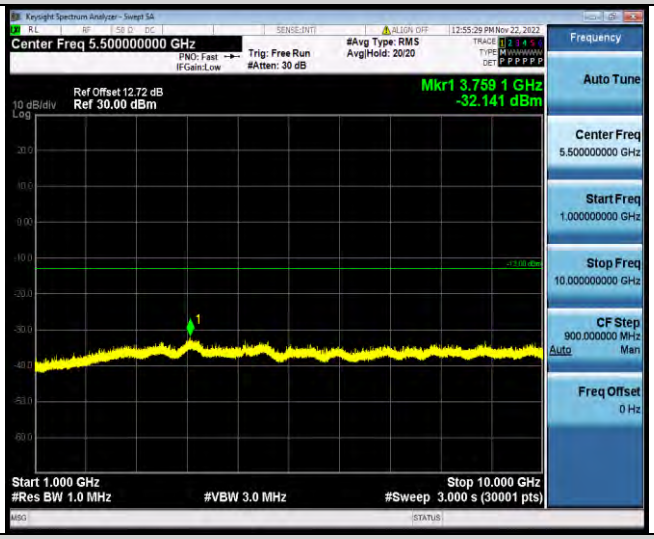


EGPRS850-251-30~1000MHz

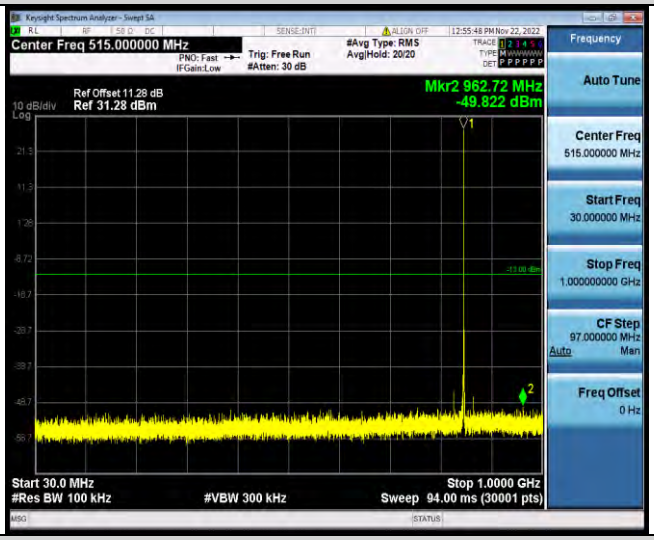


EGPRS850-251-1000~10000MHz

## FREQUENCY STABILITY

### Test Result

| Voltage | | | | | | | |
|---|---|---|---|---|---|---|---|
| Band | Channel | Voltage [Vdc] | Temperature (℃) | Deviation (Hz) | Deviation (ppm) | Limit (ppm) | Verdict |
| GSM850 | 128 | VL | NT | 31.64 | 0.038389 | ±2.5 | PASS |
| GSM850 | 128 | VN | NT | 34.61 | 0.041992 | ±2.5 | PASS |
| GSM850 | 128 | VH | NT | 29.80 | 0.036156 | ±2.5 | PASS |
| GSM850 | 190 | VL | NT | 35.77 | 0.042756 | ±2.5 | PASS |
| GSM850 | 190 | VN | NT | 35.84 | 0.042840 | ±2.5 | PASS |
| GSM850 | 190 | VH | NT | 32.90 | 0.039326 | ±2.5 | PASS |
| GSM850 | 251 | VL | NT | 30.64 | 0.036098 | ±2.5 | PASS |
| GSM850 | 251 | VN | NT | 32.74 | 0.038572 | ±2.5 | PASS |
| GSM850 | 251 | VH | NT | 31.67 | 0.037311 | ±2.5 | PASS |
| EGPRS850 | 128 | VL | NT | 45.65 | 0.055387 | ±2.5 | PASS |
| EGPRS850 | 128 | VN | NT | 47.56 | 0.057704 | ±2.5 | PASS |
| EGPRS850 | 128 | VH | NT | 43.52 | 0.052803 | ±2.5 | PASS |
| EGPRS850 | 190 | VL | NT | 45.94 | 0.054913 | ±2.5 | PASS |
| EGPRS850 | 190 | VN | NT | 44.49 | 0.053180 | ±2.5 | PASS |
| EGPRS850 | 190 | VH | NT | 46.85 | 0.056000 | ±2.5 | PASS |
| EGPRS850 | 251 | VL | NT | 43.00 | 0.050660 | ±2.5 | PASS |
| EGPRS85 | 251 | VN | NT | 44.55 | 0.052486 | ±2.5 | PASS |

| | | | | | | | |
|---|---|---|---|---|---|---|---|
| 0 | | | | | | | |
| EGPRS850 | 251 | VH | NT | 46.56 | 0.054854 | ±2.5 | PASS |

| Temperature | | | | | | | |
|---|---|---|---|---|---|---|---|
| Band | Channel | Voltage [Vdc] | Temperature (℃) | Deviation (Hz) | Deviation (ppm) | Limit (ppm) | Verdict |
| GSM850 | 128 | NV | -30 | 28.86 | 0.035016 | ±2.5 | PASS |
| GSM850 | 128 | NV | -20 | 27.99 | 0.033960 | ±2.5 | PASS |
| GSM850 | 128 | NV | -10 | 25.86 | 0.031376 | ±2.5 | PASS |
| GSM850 | 128 | NV | 0 | 29.80 | 0.036156 | ±2.5 | PASS |
| GSM850 | 128 | NV | 10 | 29.25 | 0.035489 | ±2.5 | PASS |
| GSM850 | 128 | NV | 20 | 29.61 | 0.035926 | ±2.5 | PASS |
| GSM850 | 128 | NV | 30 | 25.38 | 0.030793 | ±2.5 | PASS |
| GSM850 | 128 | NV | 40 | 27.54 | 0.033414 | ±2.5 | PASS |
| GSM850 | 128 | NV | 50 | 29.54 | 0.035841 | ±2.5 | PASS |
| GSM850 | 190 | NV | -30 | 33.45 | 0.039983 | ±2.5 | PASS |
| GSM850 | 190 | NV | -20 | 33.16 | 0.039637 | ±2.5 | PASS |
| GSM850 | 190 | NV | -10 | 33.67 | 0.040246 | ±2.5 | PASS |
| GSM850 | 190 | NV | 0 | 34.84 | 0.041645 | ±2.5 | PASS |
| GSM850 | 190 | NV | 10 | 41.33 | 0.049402 | ±2.5 | PASS |
| GSM850 | 190 | NV | 20 | 33.25 | 0.039744 | ±2.5 | PASS |
| GSM850 | 190 | NV | 30 | 34.38 | 0.041095 | ±2.5 | PASS |
| GSM850 | 190 | NV | 40 | 31.64 | 0.037820 | ±2.5 | PASS |
| GSM850 | 190 | NV | 50 | 37.58 | 0.044920 | ±2.5 | PASS |
| GSM850 | 251 | NV | -30 | 30.93 | 0.036440 | ±2.5 | PASS |
| GSM850 | 251 | NV | -20 | 30.99 | 0.036510 | ±2.5 | PASS |
| GSM850 | 251 | NV | -10 | 32.83 | 0.038678 | ±2.5 | PASS |
| GSM850 | 251 | NV | 0 | 32.35 | 0.038113 | ±2.5 | PASS |
| GSM850 | 251 | NV | 10 | 28.09 | 0.033094 | ±2.5 | PASS |
| GSM850 | 251 | NV | 20 | 29.90 | 0.035226 | ±2.5 | PASS |
| GSM850 | 251 | NV | 30 | 31.38 | 0.036970 | ±2.5 | PASS |
| GSM850 | 251 | NV | 40 | 31.45 | 0.037052 | ±2.5 | PASS |
| GSM850 | 251 | NV | 50 | 29.35 | 0.034578 | ±2.5 | PASS |
| EGPRS850 | 128 | NV | -30 | 45.56 | 0.055278 | ±2.5 | PASS |
| EGPRS850 | 128 | NV | -20 | 42.88 | 0.052026 | ±2.5 | PASS |
| EGPRS850 | 128 | NV | -10 | 45.46 | 0.055157 | ±2.5 | PASS |
| EGPRS850 | 128 | NV | 0 | 45.43 | 0.055120 | ±2.5 | PASS |
| EGPRS850 | 128 | NV | 10 | 45.75 | 0.055508 | ±2.5 | PASS |
| EGPRS850 | 128 | NV | 20 | 43.36 | 0.052609 | ±2.5 | PASS |
| EGPRS850 | 128 | NV | 30 | 42.46 | 0.051517 | ±2.5 | PASS |
| EGPRS850 | 128 | NV | 40 | 42.94 | 0.052099 | ±2.5 | PASS |

| | | | | | | | |
|---|---|---|---|---|---|---|---|
| EGPRS850 | 128 | NV | 50 | 44.01 | 0.053397 | ±2.5 | PASS |
| EGPRS850 | 190 | NV | -30 | 44.81 | 0.053562 | ±2.5 | PASS |
| EGPRS850 | 190 | NV | -20 | 40.49 | 0.048398 | ±2.5 | PASS |
| EGPRS850 | 190 | NV | -10 | 41.07 | 0.049092 | ±2.5 | PASS |
| EGPRS850 | 190 | NV | 0 | 40.81 | 0.048781 | ±2.5 | PASS |
| EGPRS850 | 190 | NV | 10 | 42.88 | 0.051255 | ±2.5 | PASS |
| EGPRS850 | 190 | NV | 20 | 41.16 | 0.049199 | ±2.5 | PASS |
| EGPRS850 | 190 | NV | 30 | 42.59 | 0.050908 | ±2.5 | PASS |
| EGPRS850 | 190 | NV | 40 | 42.62 | 0.050944 | ±2.5 | PASS |
| EGPRS850 | 190 | NV | 50 | 39.49 | 0.047203 | ±2.5 | PASS |
| EGPRS850 | 251 | NV | -30 | 46.59 | 0.054889 | ±2.5 | PASS |
| EGPRS850 | 251 | NV | -20 | 45.07 | 0.053098 | ±2.5 | PASS |
| EGPRS850 | 251 | NV | -10 | 41.75 | 0.049187 | ±2.5 | PASS |
| EGPRS850 | 251 | NV | 0 | 44.04 | 0.051885 | ±2.5 | PASS |
| EGPRS850 | 251 | NV | 10 | 42.71 | 0.050318 | ±2.5 | PASS |
| EGPRS850 | 251 | NV | 20 | 44.23 | 0.052109 | ±2.5 | PASS |
| EGPRS850 | 251 | NV | 30 | 41.10 | 0.048421 | ±2.5 | PASS |
| EGPRS850 | 251 | NV | 40 | 44.17 | 0.052038 | ±2.5 | PASS |
| EGPRS850 | 251 | NV | 50 | 43.04 | 0.050707 | ±2.5 | PASS |

## WCMDA BAND5

## PEAK-TO-AVERAGE RATIO

### Test Result

| Band | Channel | Peak-to-Average Ratio(dB) | Limit(dBm) | Verdict |
|---|---|---|---|---|
| Band5 | 4132 | 3.15 | 13 | PASS |
| Band5 | 4182 | 3.10 | 13 | PASS |
| Band5 | 4233 | 3.05 | 13 | PASS |

## Test Graphs

| Band5-4132 |
|---|
| 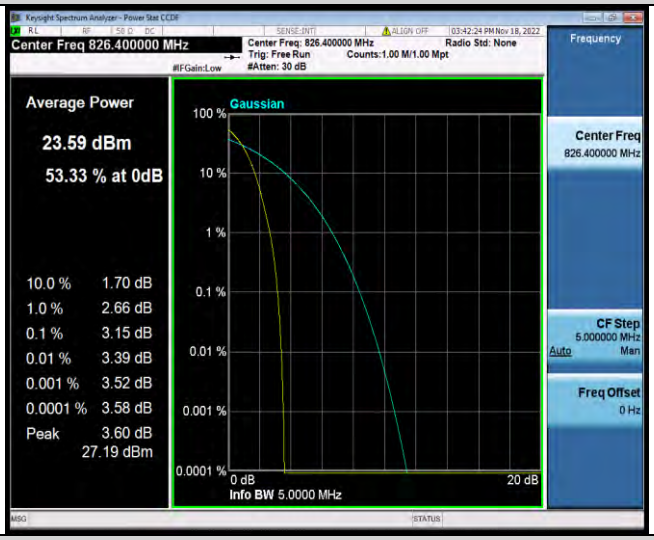 |



| Band5-4182 |
|---|
| 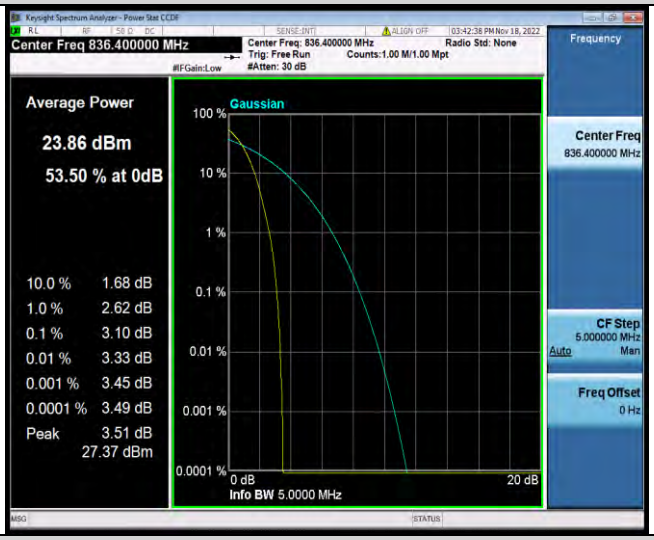 |



| Band5-4233 |
|---|

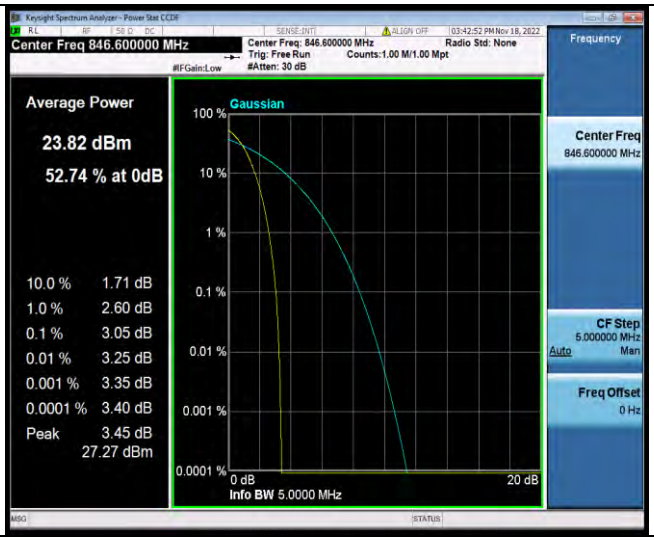
Keysight Spectrum Analyzer - Power Stat CCDF
Center Freq 846.600000 MHz
Center Freq: 846.600000 MHz
Trig: Free Run
#Atten: 30 dB
Counts:1.00 M/1.00 Mpt
Radio Std: None
03:42:52 PM Nov 18, 2022
Frequency
Average Power
23.82 dBm
52.74 % at 0dB
10.0 % 1.71 dB
1.0 % 2.60 dB
0.1 % 3.05 dB
0.01 % 3.25 dB
0.001 % 3.35 dB
0.0001 % 3.40 dB
Peak 3.45 dB
27.27 dBm
Gaussian
100 %
10 %
1 %
0.1 %
0.01 %
0.001 %
0.0001 %
0 dB
20 dB
Info BW 5.0000 MHz
Center Freq
846.600000 MHz
CF Step
5.000000 MHz
Auto
Man
Freq Offset
0 Hz

## 26DB BANDWIDTH AND OCCUPIED BANDWIDTH

### Test Result

| Band | Channel | Occupied Bandwidth (MHz) | 26dB Bandwidth (MHz) | Limit(MHz) | Verdict |
|---|---|---|---|---|---|
| Band5 | 4132 | 4.1489 | 4.719 | --- | PASS |
| Band5 | 4182 | 4.1379 | 4.720 | --- | PASS |
| Band5 | 4233 | 4.1367 | 4.717 | --- | PASS |

## Test Graphs

Band5-4132

Band5-4182

Band5-4233

Keysight Spectrum Analyzer - Occupied BW
Center Freq 846.600000 MHz
Center Freq: 846.600000 MHz
Trig: Free Run
Avg|Hold: 100/100
#Atten: 30 dB
Radio Std: None
Radio Device: BTS
Ref Offset 12.61 dB
10 dB/div
Ref 40.00 dBm
Center 846.6 MHz
#Res BW 100 kHz
#VBW 300 kHz
Span 10 MHz
#Sweep 100 ms
Occupied Bandwidth
4.1367 MHz
Total Power 26.2 dBm
Transmit Freq Error -19.563 kHz
OBW Power 99.00 %
x dB Bandwidth 4.717 MHz
x dB -26.00 dB
Frequency
Center Freq
846.600000 MHz
CF Step
1.000000 MHz
Auto
Freq Offset
0 Hz

## BAND EDGE

### Test Result

| Band | Channel | Frequency (MHz) | Result (dBm) | Limit(dBm) | Verdict |
|---|---|---|---|---|---|
| Band5 | 4132 | 823.84 | -25.40 | -13 | PASS |
| Band5 | 4233 | 849.00 | -27.49 | -13 | PASS |

## Test Graphs

| Band5-4132 |
|---|
| |
| Band5-4233 |
| |

## CONDUCTED SPURIOUS EMISSION

### Test Result

| Band | Channel | Frequency Range (Mhz) | Frequency (dBm) | Result (dBm) | Limit (dBm) | Verdict |
|---|---|---|---|---|---|---|
| Band5 | 4132 | 30~1000MHz | 939.96 | -50.26 | -13 | PASS |
| Band5 | 4132 | 1000~10000MHz | 3831.7 | -32.91 | -13 | PASS |
| Band5 | 4182 | 30~1000MHz | 696.16 | -49.72 | -13 | PASS |
| Band5 | 4182 | 1000~10000MHz | 3908.2 | -32.72 | -13 | PASS |
| Band5 | 4233 | 30~1000MHz | 441.64 | -49.93 | -13 | PASS |
| Band5 | 4233 | 1000~10000MHz | 3762.7 | -32.13 | -13 | PASS |

## Test Graphs

| Band5-4132-30~1000MHz |
|---|
| 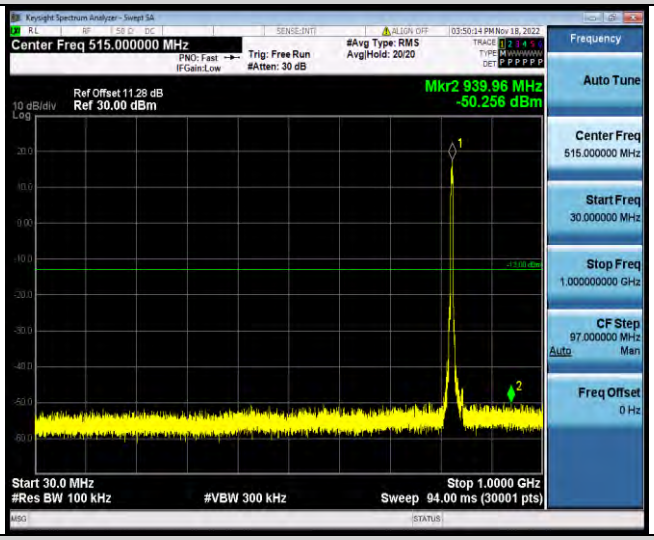 |
| Band5-4132-1000~10000MHz |
| 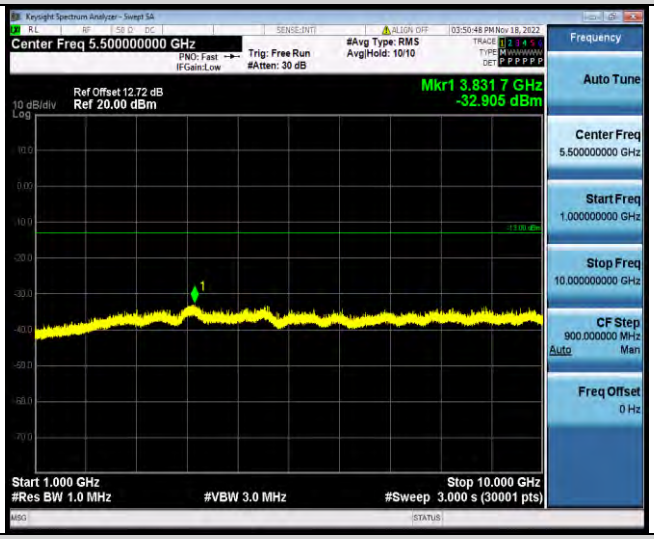 |
| Band5-4182-30~1000MHz |

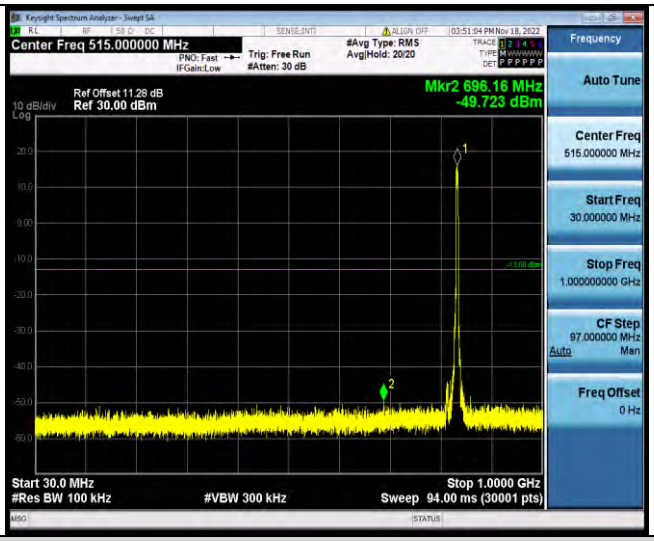


Band5-4182-1000~10000MHz

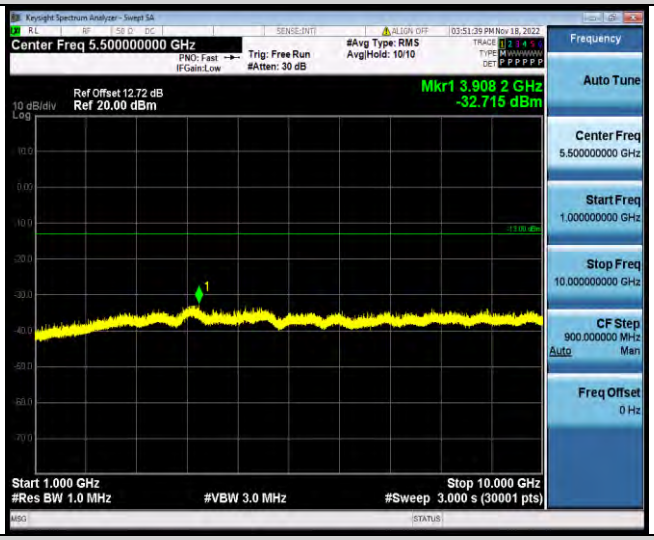


Band5-4233-30~1000MHz

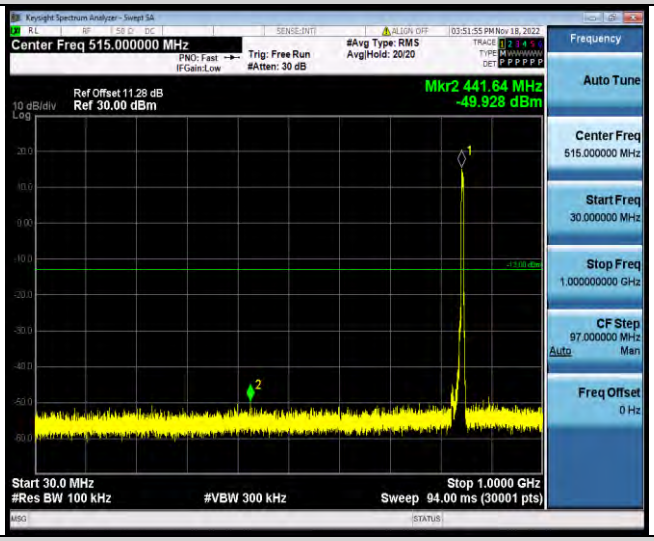


Band5-4233-1000~10000MHz

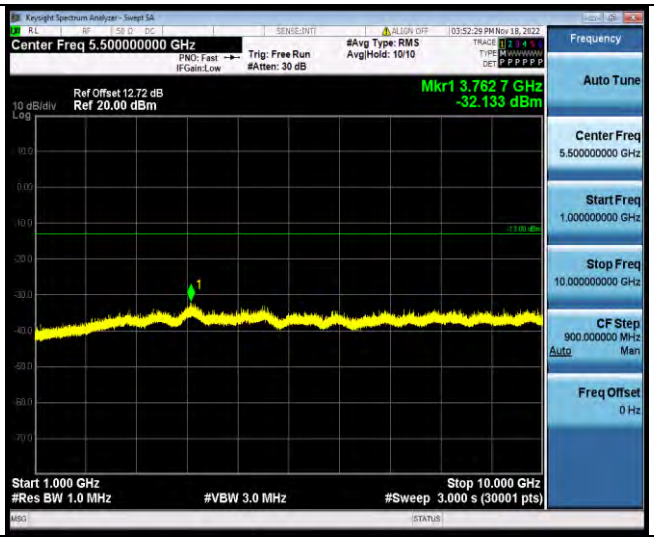


## FREQUENCY STABILITY

### Test Result

| Voltage | | | | | | | |
|---|---|---|---|---|---|---|---|
| Band | Channel | Voltage (Vdc) | Temperature (℃) | Deviation (Hz) | Deviation (ppm) | Limit (ppm) | Verdict |
| Band5 | 4132 | VL | NT | 0.59 | 0.000714 | ±2.5 | PASS |
| Band5 | 4132 | VN | NT | 0.23 | 0.000278 | ±2.5 | PASS |
| Band5 | 4132 | VH | NT | 0.39 | 0.000472 | ±2.5 | PASS |
| Band5 | 4182 | VL | NT | 0.35 | 0.000418 | ±2.5 | PASS |
| Band5 | 4182 | VN | NT | 0.14 | 0.000167 | ±2.5 | PASS |
| Band5 | 4182 | VH | NT | -0.18 | -0.000215 | ±2.5 | PASS |
| Band5 | 4233 | VL | NT | -1.97 | -0.002327 | ±2.5 | PASS |
| Band5 | 4233 | VN | NT | -1.77 | -0.002091 | ±2.5 | PASS |
| Band5 | 4233 | VH | NT | -1.62 | -0.001914 | ±2.5 | PASS |

| Temperature | | | | | | | |
|---|---|---|---|---|---|---|---|
| Band | Channel | Voltage (Vdc) | Temperature (℃) | Deviation (Hz) | Deviation (ppm) | Limit (ppm) | Verdict |
| Band5 | 4132 | NV | -30 | 1.02 | 0.001234 | ±2.5 | PASS |
| Band5 | 4132 | NV | -20 | 1.05 | 0.001271 | ±2.5 | PASS |
| Band5 | 4132 | NV | 0 | 0.64 | 0.000774 | ±2.5 | PASS |
| Band5 | 4132 | NV | 10 | 0.78 | 0.000944 | ±2.5 | PASS |
| Band5 | 4132 | NV | 20 | 0.19 | 0.000230 | ±2.5 | PASS |
| Band5 | 4132 | NV | 30 | 0.70 | 0.000847 | ±2.5 | PASS |
| Band5 | 4132 | NV | 40 | 0.47 | 0.000569 | ±2.5 | PASS |
| Band5 | 4132 | NV | 50 | 0.63 | 0.000762 | ±2.5 | PASS |
| Band5 | 4182 | NV | -30 | -0.06 | -0.000072 | ±2.5 | PASS |
| Band5 | 4182 | NV | -20 | -0.26 | -0.000311 | ±2.5 | PASS |
| Band5 | 4182 | NV | 0 | -0.62 | -0.000741 | ±2.5 | PASS |
| Band5 | 4182 | NV | 10 | -0.64 | -0.000765 | ±2.5 | PASS |

| | | | | | | | |
|---|---|---|---|---|---|---|---|
| Band5 | 4182 | NV | 20 | -0.21 | -0.000251 | ±2.5 | PASS |
| Band5 | 4182 | NV | 30 | -0.54 | -0.000646 | ±2.5 | PASS |
| Band5 | 4182 | NV | 40 | -0.41 | -0.000490 | ±2.5 | PASS |
| Band5 | 4182 | NV | 50 | -0.51 | -0.000610 | ±2.5 | PASS |
| Band5 | 4233 | NV | -30 | -1.85 | -0.002185 | ±2.5 | PASS |
| Band5 | 4233 | NV | -20 | -2.17 | -0.002563 | ±2.5 | PASS |
| Band5 | 4233 | NV | 0 | -1.92 | -0.002268 | ±2.5 | PASS |
| Band5 | 4233 | NV | 10 | -1.85 | -0.002185 | ±2.5 | PASS |
| Band5 | 4233 | NV | 20 | -2.02 | -0.002386 | ±2.5 | PASS |
| Band5 | 4233 | NV | 30 | -1.70 | -0.002008 | ±2.5 | PASS |
| Band5 | 4233 | NV | 40 | -1.97 | -0.002327 | ±2.5 | PASS |
| Band5 | 4233 | NV | 50 | -1.84 | -0.002173 | ±2.5 | PASS |

## LTE BAND26 (INDCLUDING LTE BAND5)

## PEAK-TO-AVERAGE RATIO(CCDF)

### Test Result

| Band | Bandwidth | Modulation | Channel | RB Configuration | Result(dB) | Limit(dB) | Verdict |
|---|---|---|---|---|---|---|---|
| Band26 | 1.4MHz | QPSK | 26797 | 1RB#0 | 4.15 | 13 | PASS |
| Band26 | 1.4MHz | QPSK | 26797 | 6RB#0 | 4.77 | 13 | PASS |
| Band26 | 1.4MHz | QPSK | 26915 | 1RB#0 | 4.36 | 13 | PASS |
| Band26 | 1.4MHz | QPSK | 26915 | 6RB#0 | 4.68 | 13 | PASS |
| Band26 | 1.4MHz | QPSK | 27033 | 1RB#0 | 3.75 | 13 | PASS |
| Band26 | 1.4MHz | QPSK | 27033 | 6RB#0 | 4.28 | 13 | PASS |
| Band26 | 1.4MHz | 16QAM | 26797 | 1RB#0 | 4.96 | 13 | PASS |
| Band26 | 1.4MHz | 16QAM | 26797 | 6RB#0 | 5.61 | 13 | PASS |
| Band26 | 1.4MHz | 16QAM | 26915 | 1RB#0 | 5.23 | 13 | PASS |
| Band26 | 1.4MHz | 16QAM | 26915 | 6RB#0 | 5.50 | 13 | PASS |
| Band26 | 1.4MHz | 16QAM | 27033 | 1RB#0 | 4.45 | 13 | PASS |
| Band26 | 1.4MHz | 16QAM | 27033 | 6RB#0 | 5.21 | 13 | PASS |
| Band26 | 1.4MHz | 64QAM | 26797 | 1RB#0 | 5.86 | 13 | PASS |
| Band26 | 1.4MHz | 64QAM | 26797 | 6RB#0 | 6.25 | 13 | PASS |
| Band26 | 1.4MHz | 64QAM | 26915 | 1RB#0 | 6.09 | 13 | PASS |
| Band26 | 1.4MHz | 64QAM | 26915 | 6RB#0 | 6.17 | 13 | PASS |
| Band26 | 1.4MHz | 64QAM | 27033 | 1RB#0 | 5.61 | 13 | PASS |
| Band26 | 1.4MHz | 64QAM | 27033 | 6RB#0 | 6.01 | 13 | PASS |
| Band26 | 3MHz | QPSK | 26805 | 1RB#0 | 4.13 | 13 | PASS |
| Band26 | 3MHz | QPSK | 26805 | 15RB#0 | 4.85 | 13 | PASS |
| Band26 | 3MHz | QPSK | 26915 | 1RB#0 | 4.32 | 13 | PASS |
| Band26 | 3MHz | QPSK | 26915 | 15RB#0 | 4.67 | 13 | PASS |
| Band26 | 3MHz | QPSK | 27025 | 1RB#0 | 4.14 | 13 | PASS |
| Band26 | 3MHz | QPSK | 27025 | 15RB#0 | 4.63 | 13 | PASS |
| Band26 | 3MHz | 16QAM | 26805 | 1RB#0 | 4.96 | 13 | PASS |
| Band26 | 3MHz | 16QAM | 26805 | 15RB#0 | 5.75 | 13 | PASS |
| Band26 | 3MHz | 16QAM | 26915 | 1RB#0 | 5.12 | 13 | PASS |
| Band26 | 3MHz | 16QAM | 26915 | 15RB#0 | 5.49 | 13 | PASS |
| Band26 | 3MHz | 16QAM | 27025 | 1RB#0 | 5.01 | 13 | PASS |
| Band26 | 3MHz | 16QAM | 27025 | 15RB#0 | 5.51 | 13 | PASS |
| Band26 | 3MHz | 64QAM | 26805 | 1RB#0 | 5.93 | 13 | PASS |
| Band26 | 3MHz | 64QAM | 26805 | 15RB#0 | 6.34 | 13 | PASS |
| Band26 | 3MHz | 64QAM | 26915 | 1RB#0 | 6.07 | 13 | PASS |
| Band26 | 3MHz | 64QAM | 26915 | 15RB#0 | 6.07 | 13 | PASS |
| Band26 | 3MHz | 64QAM | 27025 | 1RB#0 | 5.73 | 13 | PASS |
| Band26 | 3MHz | 64QAM | 27025 | 15RB#0 | 6.02 | 13 | PASS |
| Band26 | 5MHz | QPSK | 26815 | 1RB#0 | 4.09 | 13 | PASS |
| Band26 | 5MHz | QPSK | 26815 | 25RB#0 | 4.83 | 13 | PASS |
| Band26 | 5MHz | QPSK | 26915 | 1RB#0 | 4.34 | 13 | PASS |
| Band26 | 5MHz | QPSK | 26915 | 25RB#0 | 4.87 | 13 | PASS |
| Band26 | 5MHz | QPSK | 27015 | 1RB#0 | 4.25 | 13 | PASS |

| | | | | | | | |
|---|---|---|---|---|---|---|---|
| Band26 | 5MHz | QPSK | 27015 | 25RB#0 | 4.73 | 13 | PASS |
| Band26 | 5MHz | 16QAM | 26815 | 1RB#0 | 4.83 | 13 | PASS |
| Band26 | 5MHz | 16QAM | 26815 | 25RB#0 | 5.64 | 13 | PASS |
| Band26 | 5MHz | 16QAM | 26915 | 1RB#0 | 5.10 | 13 | PASS |
| Band26 | 5MHz | 16QAM | 26915 | 25RB#0 | 5.67 | 13 | PASS |
| Band26 | 5MHz | 16QAM | 27015 | 1RB#0 | 5.10 | 13 | PASS |
| Band26 | 5MHz | 16QAM | 27015 | 25RB#0 | 5.52 | 13 | PASS |
| Band26 | 5MHz | 64QAM | 26815 | 1RB#0 | 5.82 | 13 | PASS |
| Band26 | 5MHz | 64QAM | 26815 | 25RB#0 | 6.22 | 13 | PASS |
| Band26 | 5MHz | 64QAM | 26915 | 1RB#0 | 6.10 | 13 | PASS |
| Band26 | 5MHz | 64QAM | 26915 | 25RB#0 | 6.02 | 13 | PASS |
| Band26 | 5MHz | 64QAM | 27015 | 1RB#0 | 5.92 | 13 | PASS |
| Band26 | 5MHz | 64QAM | 27015 | 25RB#0 | 6.08 | 13 | PASS |
| Band26 | 10MHz | QPSK | 26840 | 1RB#0 | 4.08 | 13 | PASS |
| Band26 | 10MHz | QPSK | 26840 | 50RB#0 | 4.89 | 13 | PASS |
| Band26 | 10MHz | QPSK | 26915 | 1RB#0 | 4.34 | 13 | PASS |
| Band26 | 10MHz | QPSK | 26915 | 50RB#0 | 4.90 | 13 | PASS |
| Band26 | 10MHz | QPSK | 26990 | 1RB#0 | 4.24 | 13 | PASS |
| Band26 | 10MHz | QPSK | 26990 | 50RB#0 | 4.87 | 13 | PASS |
| Band26 | 10MHz | 16QAM | 26840 | 1RB#0 | 4.94 | 13 | PASS |
| Band26 | 10MHz | 16QAM | 26840 | 50RB#0 | 5.70 | 13 | PASS |
| Band26 | 10MHz | 16QAM | 26915 | 1RB#0 | 5.26 | 13 | PASS |
| Band26 | 10MHz | 16QAM | 26915 | 50RB#0 | 5.72 | 13 | PASS |
| Band26 | 10MHz | 16QAM | 26990 | 1RB#0 | 5.05 | 13 | PASS |
| Band26 | 10MHz | 16QAM | 26990 | 50RB#0 | 5.68 | 13 | PASS |
| Band26 | 10MHz | 64QAM | 26840 | 1RB#0 | 5.90 | 13 | PASS |
| Band26 | 10MHz | 64QAM | 26840 | 50RB#0 | 6.23 | 13 | PASS |
| Band26 | 10MHz | 64QAM | 26915 | 1RB#0 | 5.97 | 13 | PASS |
| Band26 | 10MHz | 64QAM | 26915 | 50RB#0 | 6.25 | 13 | PASS |
| Band26 | 10MHz | 64QAM | 26990 | 1RB#0 | 5.87 | 13 | PASS |
| Band26 | 10MHz | 64QAM | 26990 | 50RB#0 | 6.16 | 13 | PASS |
| Band26 | 15MHz | QPSK | 26865 | 1RB#0 | 4.26 | 13 | PASS |
| Band26 | 15MHz | QPSK | 26865 | 75RB#0 | 5.07 | 13 | PASS |
| Band26 | 15MHz | QPSK | 26915 | 1RB#0 | 4.35 | 13 | PASS |
| Band26 | 15MHz | QPSK | 26915 | 75RB#0 | 5.04 | 13 | PASS |
| Band26 | 15MHz | QPSK | 26965 | 1RB#0 | 4.28 | 13 | PASS |
| Band26 | 15MHz | QPSK | 26965 | 75RB#0 | 5.22 | 13 | PASS |
| Band26 | 15MHz | 16QAM | 26865 | 1RB#0 | 4.98 | 13 | PASS |
| Band26 | 15MHz | 16QAM | 26865 | 75RB#0 | 5.78 | 13 | PASS |
| Band26 | 15MHz | 16QAM | 26915 | 1RB#0 | 5.35 | 13 | PASS |
| Band26 | 15MHz | 16QAM | 26915 | 75RB#0 | 5.79 | 13 | PASS |
| Band26 | 15MHz | 16QAM | 26965 | 1RB#0 | 4.99 | 13 | PASS |
| Band26 | 15MHz | 16QAM | 26965 | 75RB#0 | 5.82 | 13 | PASS |
| Band26 | 15MHz | 64QAM | 26865 | 1RB#0 | 5.88 | 13 | PASS |
| Band26 | 15MHz | 64QAM | 26865 | 75RB#0 | 6.26 | 13 | PASS |
| Band26 | 15MHz | 64QAM | 26915 | 1RB#0 | 6.01 | 13 | PASS |
| Band26 | 15MHz | 64QAM | 26915 | 75RB#0 | 6.21 | 13 | PASS |
| Band26 | 15MHz | 64QAM | 26965 | 1RB#0 | 5.92 | 13 | PASS |
| Band26 | 15MHz | 64QAM | 26965 | 75RB#0 | 6.24 | 13 | PASS |