LTE B13

CHANNEL BANDWIDTH: 5MHz / QPSK

CH23205

MODE	TX channel 23205	**FREQUENCY RANGE**	Above 1000MHz
ENVIRONMENTAL CONDITIONS	23deg. C, 70%RH	**INPUT POWER**	AC 120V/60HZ
TESTED BY	Jace Hu		
ANTENNA POLARITY & TEST DISTANCE: HORIZONTAL AT 3 M			

		Freq	Level	Read Level	Limit Line	Over Limit	Factor	Remark	Pol/Phase
		MHz	dBm/m	dBm	dBm/m	dB	dB/m		
1	PP	1559.000	-46.98	-47.03	-40.00	-6.98	0.05	Peak	Horizontal
2		2326.000	-45.58	-50.39	-13.00	-32.58	4.81	Peak	Horizontal

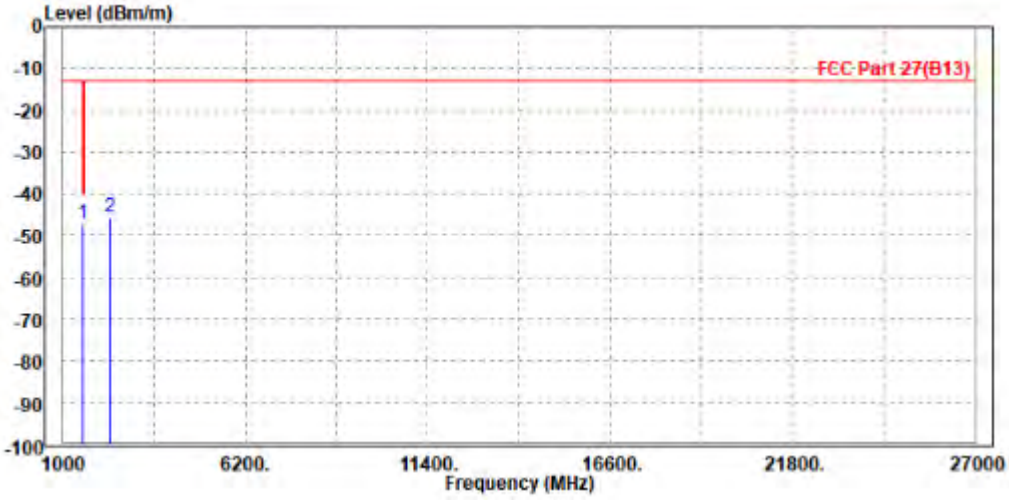

MODE	TX channel 23205	FREQUENCY RANGE	Above 1000MHz
ENVIRONMENTAL CONDITIONS	23deg. C, 70%RH	INPUT POWER	AC 120V/60HZ
TESTED BY	Jace Hu		
ANTENNA POLARITY & TEST DISTANCE: VERTICAL AT 3 M			

	Freq	Level	Read Level	Limit Line	Over Limit	Factor	Remark	Pol/Phase
	MHz	dBm/m	dBm	dBm/m	dB	dB/m		
1 PP	1572.000	-47.89	-48.38	-40.00	-7.89	0.49	Peak	Vertical
2	2338.500	-43.81	-48.31	-13.00	-30.81	4.50	Peak	Vertical

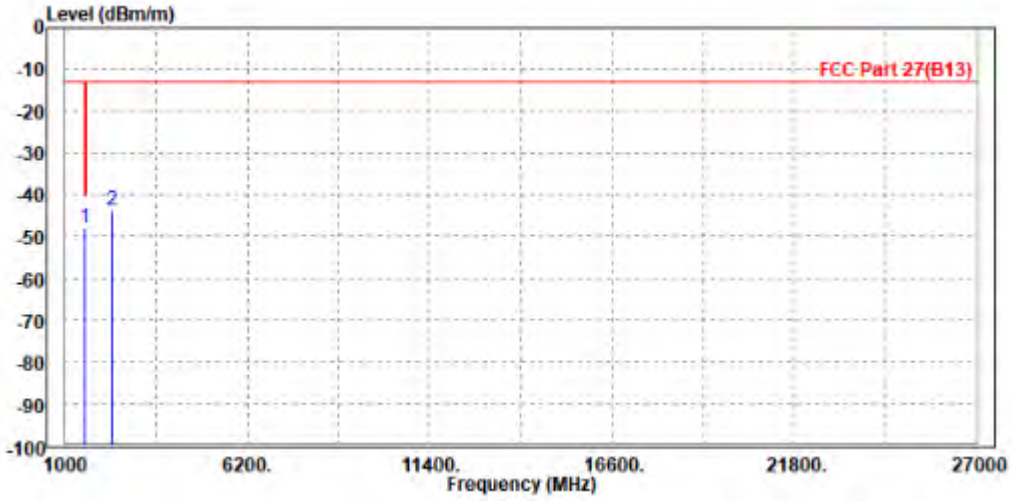

CH23230

MODE	TX channel 23230	FREQUENCY RANGE	Above 1000MHz
ENVIRONMENTAL CONDITIONS	23deg. C, 70%RH	INPUT POWER	AC 120V/60HZ
TESTED BY	Jace Hu		
ANTENNA POLARITY & TEST DISTANCE: HORIZONTAL AT 3 M			

	Freq	Level	Read Level	Limit Line	Over Limit	Factor	Remark	Pol/Phase
	MHz	dBm/m	dBm	dBm/m	dB	dB/m		
1 PP	1564.000	-44.10	-44.20	-40.00	-4.10	0.10	Peak	Horizontal
2	2352.000	-46.69	-51.59	-13.00	-33.69	4.90	Peak	Horizontal

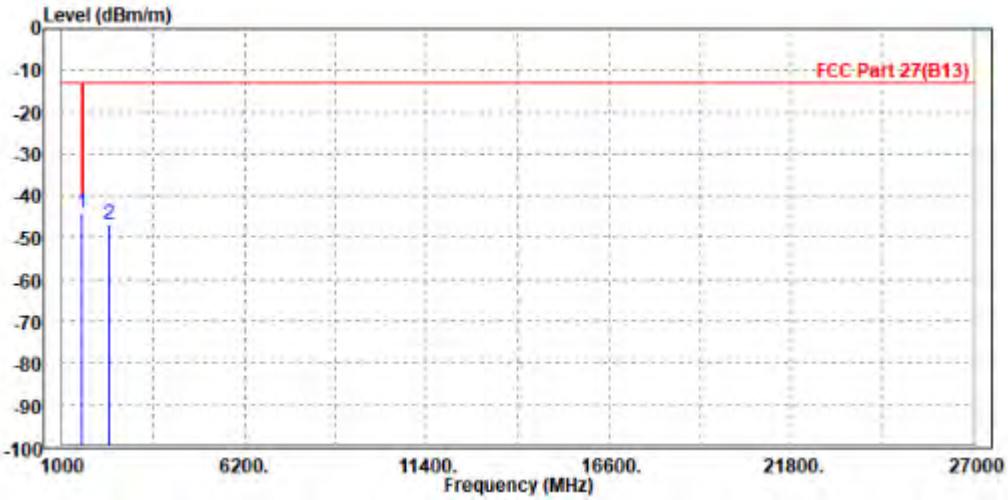

MODE	TX channel 23230	FREQUENCY RANGE	Above 1000MHz
ENVIRONMENTAL CONDITIONS	23deg. C, 70%RH	INPUT POWER	AC 120V/60HZ
TESTED BY	Jace Hu		
ANTENNA POLARITY & TEST DISTANCE: VERTICAL AT 3 M			

	Freq	Level	Read Level	Limit Line	Over Limit	Factor	Remark	Pol/Phase
	MHz	dBm/m	dBm	dBm/m	dB	dB/m		
1 PP	1572.000	-47.83	-48.32	-40.00	-7.83	0.49	Peak	Vertical
2	2346.000	-44.39	-48.91	-13.00	-31.39	4.52	Peak	Vertical

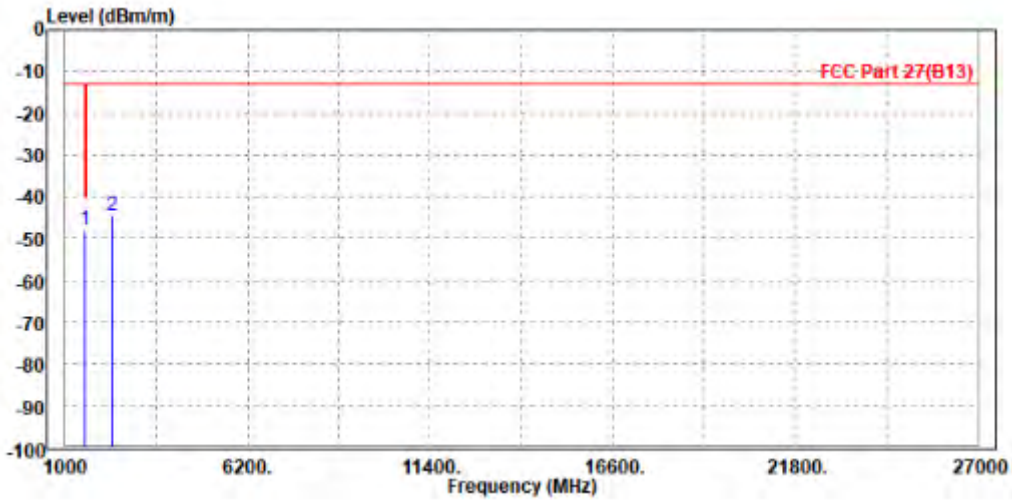

CH23255

MODE	TX channel 23255	**FREQUENCY RANGE**	Above 1000MHz
ENVIRONMENTAL CONDITIONS	23deg. C, 70%RH	**INPUT POWER**	AC 120V/60HZ
TESTED BY	Jace Hu		
ANTENNA POLARITY & TEST DISTANCE: HORIZONTAL AT 3 M			

	Freq	Level	Read Level	Limit Line	Over Limit	Factor	Remark	Pol/Phase
	MHz	dBm/m	dBm	dBm/m	dB	dB/m		
1 PP	1572.000	-47.46	-47.62	-40.00	-7.46	0.16	Peak	Horizontal
2	2353.500	-45.63	-50.54	-13.00	-32.63	4.91	Peak	Horizontal

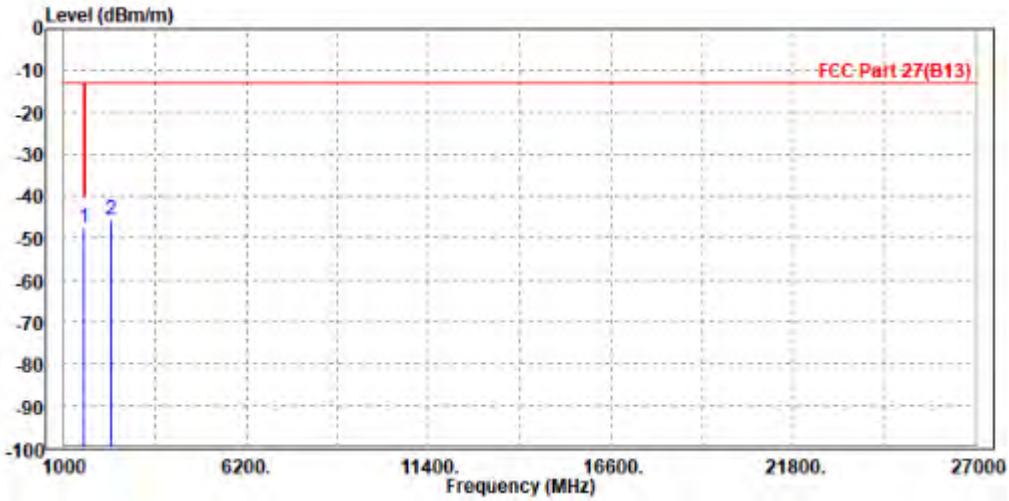

MODE	TX channel 23255	FREQUENCY RANGE	Above 1000MHz
ENVIRONMENTAL CONDITIONS	23deg. C, 70%RH	INPUT POWER	AC 120V/60HZ
TESTED BY	Jace Hu		
ANTENNA POLARITY & TEST DISTANCE: VERTICAL AT 3 M			

		Freq	Level	Read Level	Limit Line	Over Limit	Factor	Remark	Pol/Phase
		MHz	dBm/m	dBm	dBm/m	dB	dB/m		
1	PP	1569.000	-47.47	-47.93	-40.00	-7.47	0.46	Peak	Vertical
2		2352.000	-45.69	-50.23	-13.00	-32.69	4.54	Peak	Vertical

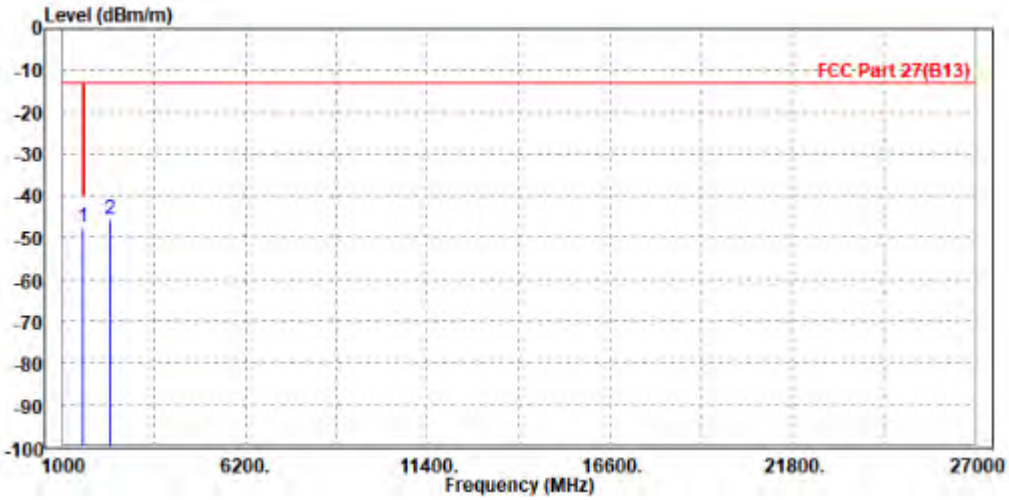

CHANNEL BANDWIDTH: 10MHz /QPSK

MODE	TX channel 23230	FREQUENCY RANGE	Above 1000MHz
ENVIRONMENTAL CONDITIONS	23deg. C, 70%RH	INPUT POWER	AC 120V/60HZ
TESTED BY	Jace Hu		
ANTENNA POLARITY & TEST DISTANCE: HORIZONTAL AT 3 M			

	Freq	Level	Read Level	Limit Line	Over Limit	Factor	Remark	Pol/Phase
	MHz	dBm/m	dBm	dBm/m	dB	dB/m		
1 PP	1564.000	-47.73	-47.83	-40.00	-7.73	0.10	Peak	Horizontal
2	2352.000	-49.12	-54.02	-13.00	-36.12	4.90	Peak	Horizontal

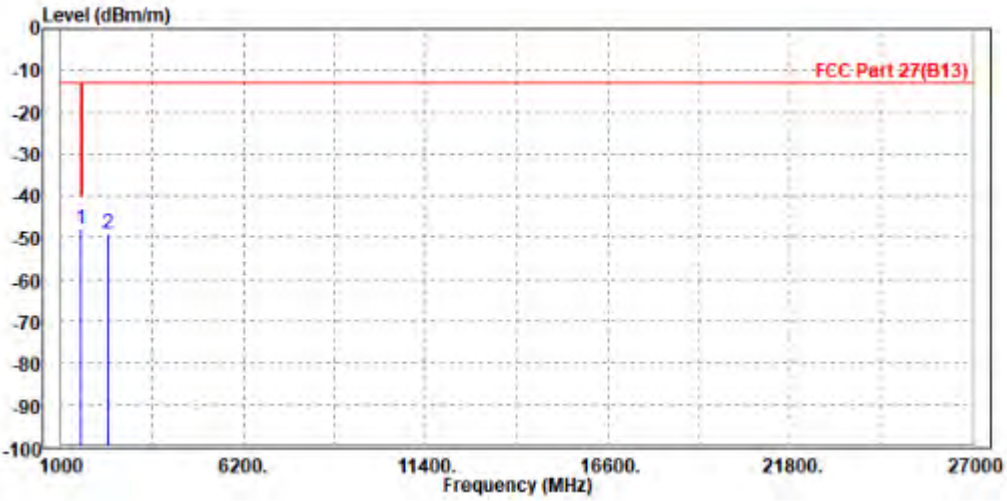

MODE	TX channel 23230	FREQUENCY RANGE	Above 1000MHz
ENVIRONMENTAL CONDITIONS	23deg. C, 70%RH	INPUT POWER	AC 120V/60HZ
TESTED BY	Jace Hu		
ANTENNA POLARITY & TEST DISTANCE: VERTICAL AT 3 M			

		Freq	Level	Read Level	Limit Line	Over Limit	Factor	Remark	Pol/Phase
		MHz	dBm/m	dBm	dBm/m	dB	dB/m		
1	PP	1572.000	-50.87	-51.36	-40.00	-10.87	0.49	Peak	Vertical
2		2346.000	-45.93	-50.45	-13.00	-32.93	4.52	Peak	Vertical

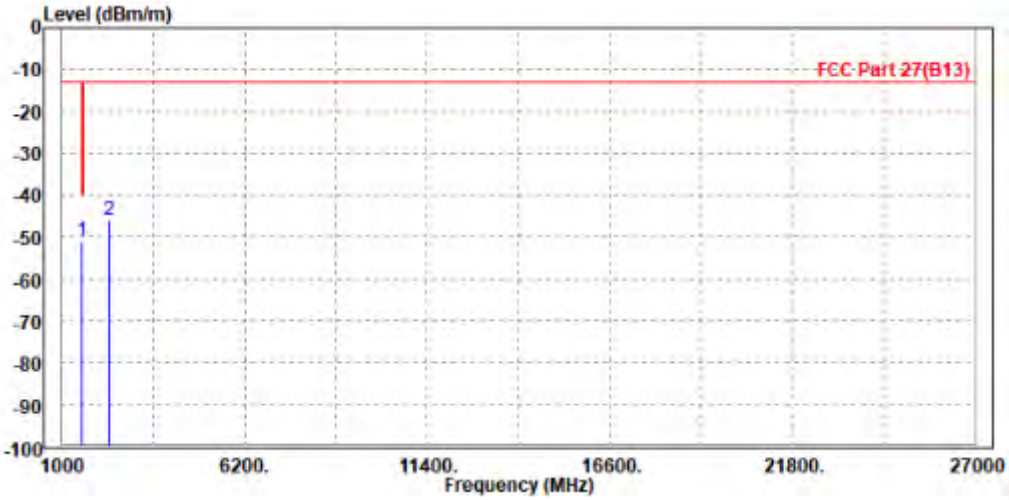

LTE BAND 41

CHANNEL BANDWIDTH: 5MHz / QPSK

CH39675

MODE	TX channel 39675	**FREQUENCY RANGE**	Above 1000MHz
ENVIRONMENTAL CONDITIONS	23deg. C, 70%RH	**INPUT POWER**	AC 120V/60Hz
TESTED BY	Jace Hu		
ANTENNA POLARITY & TEST DISTANCE: HORIZONTAL AT 3 M			

	Freq	Level	Read Level	Limit Line	Over Limit	Factor	Remark	Pol/Phase
	MHz	dBm/m	dBm	dBm/m	dB	dB/m		
1 PP	5004.000	-50.16	-59.86	-25.00	-25.16	9.70	Peak	Horizontal
2	7495.500	-51.23	-62.65	-25.00	-26.23	11.42	Peak	Horizontal

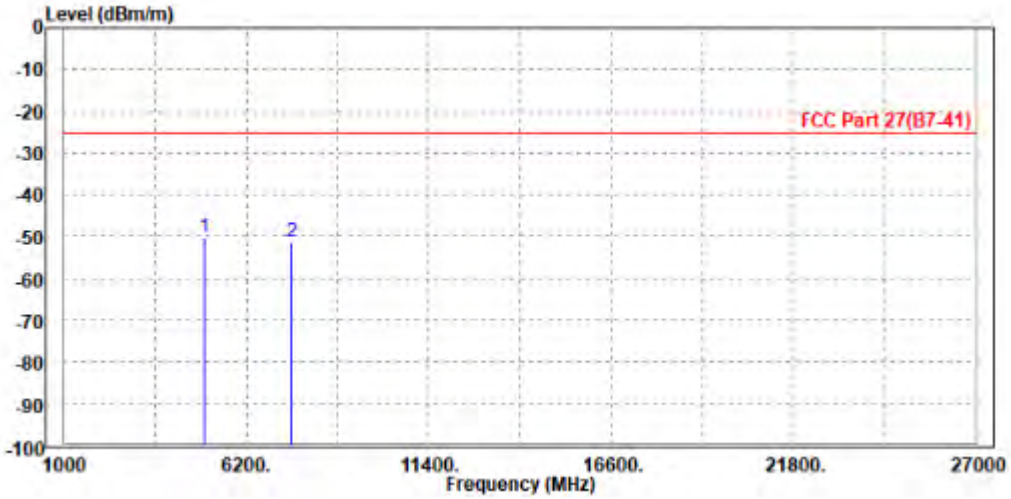

MODE	TX channel 39675	FREQUENCY RANGE	Above 1000MHz
ENVIRONMENTAL CONDITIONS	23deg. C, 70%RH	INPUT POWER	AC 120V/60Hz
TESTED BY	Jace Hu		
ANTENNA POLARITY & TEST DISTANCE: VERTICAL AT 3 M			

	Freq	Level	Read Level	Limit Line	Over Limit	Factor	Remark	Pol/Phase
	MHz	dBm/m	dBm	dBm/m	dB	dB/m		
1	4997.000	-49.12	-59.38	-25.00	-24.12	10.26	Peak	Vertical
2 PP	7500.000	-47.69	-62.39	-25.00	-22.69	14.70	Peak	Vertical

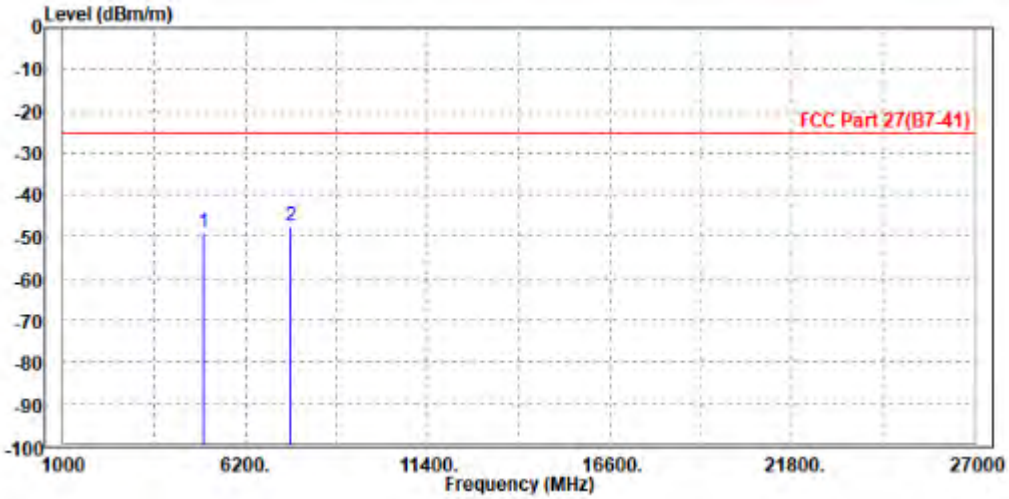

CH40620

MODE	TX channel 40620	FREQUENCY RANGE	Above 1000MHz
ENVIRONMENTAL CONDITIONS	23deg. C, 70%RH	INPUT POWER	AC 120V/60Hz
TESTED BY	Jace Hu		
ANTENNA POLARITY & TEST DISTANCE: HORIZONTAL AT 3 M			

	Freq	Level	Read Level	Limit Line	Over Limit	Factor	Remark	Pol/Phase
	MHz	dBm/m	dBm	dBm/m	dB	dB/m		
1	5186.000	-48.89	-58.87	-25.00	-23.89	9.98	Peak	Horizontal
2 PP	7779.000	-47.73	-61.17	-25.00	-22.73	13.44	Peak	Horizontal

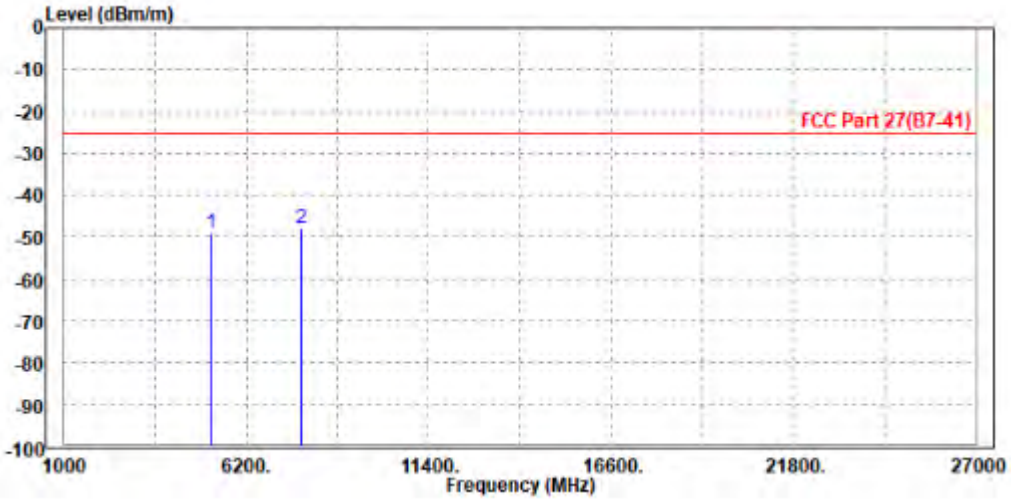

MODE	TX channel 40620	FREQUENCY RANGE	Above 1000MHz
ENVIRONMENTAL CONDITIONS	23deg. C, 70%RH	INPUT POWER	AC 120V/60Hz
TESTED BY	Jace Hu		
ANTENNA POLARITY & TEST DISTANCE: VERTICAL AT 3 M			

	Freq	Level	Read Level	Limit Line	Over Limit	Factor	Remark	Pol/Phase
	MHz	dBm/m	dBm	dBm/m	dB	dB/m		
1	5186.000	-47.95	-58.39	-25.00	-22.95	10.44	Peak	Vertical
2 PP	7786.000	-47.12	-62.24	-25.00	-22.12	15.12	Peak	Vertical

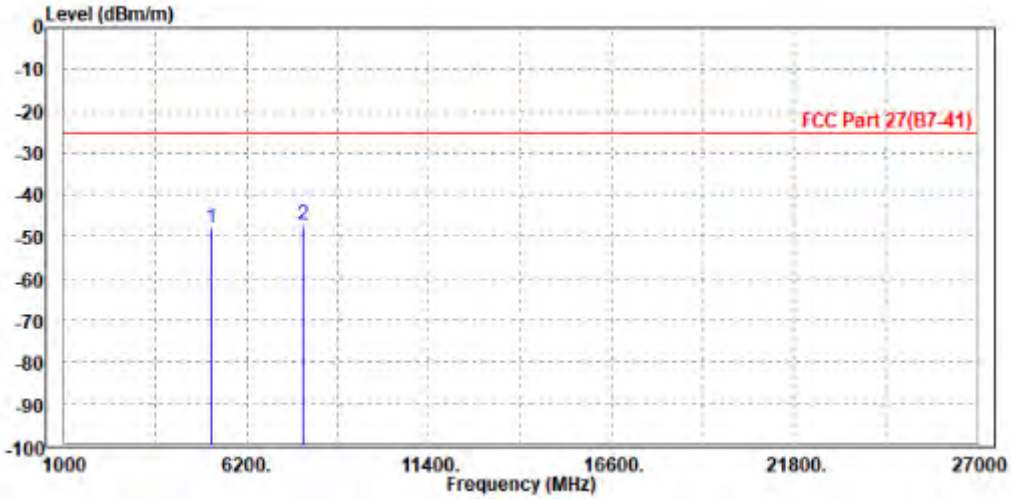

CH41565

MODE	TX channel 41565	FREQUENCY RANGE	Above 1000MHz
ENVIRONMENTAL CONDITIONS	23deg. C, 70%RH	INPUT POWER	AC 120V/60Hz
TESTED BY	Jace Hu		
ANTENNA POLARITY & TEST DISTANCE: HORIZONTAL AT 3 M			

	Freq	Level	Read Level	Limit Line	Over Limit	Factor	Remark	Pol/Phase
	MHz	dBm/m	dBm	dBm/m	dB	dB/m		
1	5375.000	-51.33	-61.61	-25.00	-26.33	10.28	Peak	Horizontal
2 PP	8072.000	-47.76	-62.79	-25.00	-22.76	15.03	Peak	Horizontal

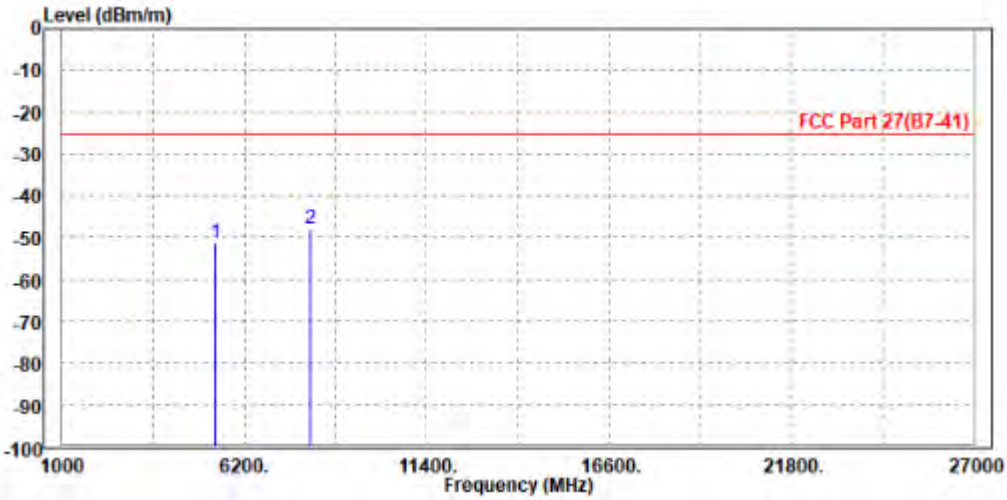

MODE	TX channel 41565	FREQUENCY RANGE	Above 1000MHz
ENVIRONMENTAL CONDITIONS	23deg. C, 70%RH	INPUT POWER	AC 120V/60Hz
TESTED BY	Jace Hu		
ANTENNA POLARITY & TEST DISTANCE: VERTICAL AT 3 M			

	Freq	Level	Read Level	Limit Line	Over Limit	Factor	Remark	Pol/Phase
	MHz	dBm/m	dBm	dBm/m	dB	dB/m		
1	5368.000	-50.40	-61.01	-25.00	-25.40	10.61	Peak	Vertical
2 PP	8062.500	-46.96	-62.37	-25.00	-21.96	15.41	Peak	Vertical

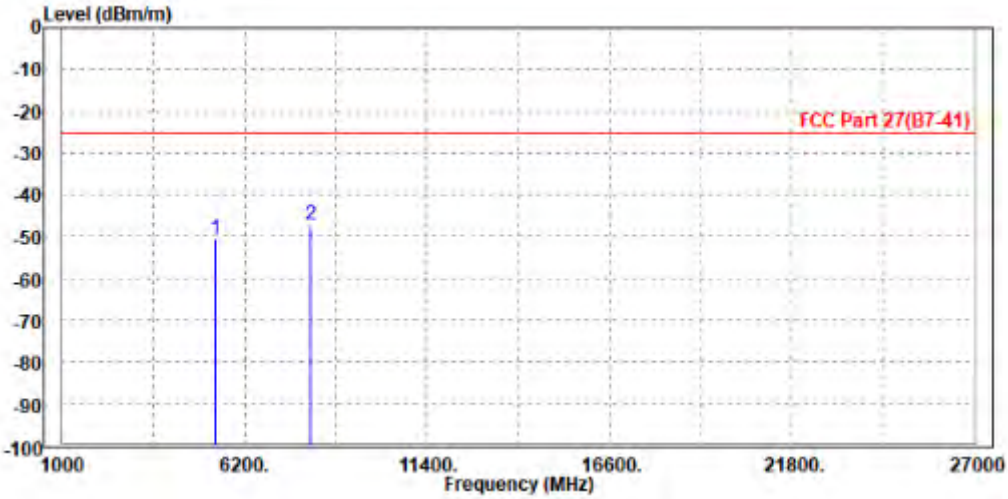

CHANNEL BANDWIDTH: 10MHz / QPSK

MODE	TX channel 40620	FREQUENCY RANGE	Above 1000MHz
ENVIRONMENTAL CONDITIONS	23deg. C, 70%RH	INPUT POWER	AC 120V/60Hz
TESTED BY	Jace Hu		
ANTENNA POLARITY & TEST DISTANCE: HORIZONTAL AT 3 M			

		Freq	Level	Read Level	Limit Line	Over Limit	Factor	Remark	Pol/Phase
		MHz	dBm/m	dBm	dBm/m	dB	dB/m		
1		5186.000	-49.71	-59.69	-25.00	-24.71	9.98	Peak	Horizontal
2	PP	7779.000	-49.50	-62.94	-25.00	-24.50	13.44	Peak	Horizontal

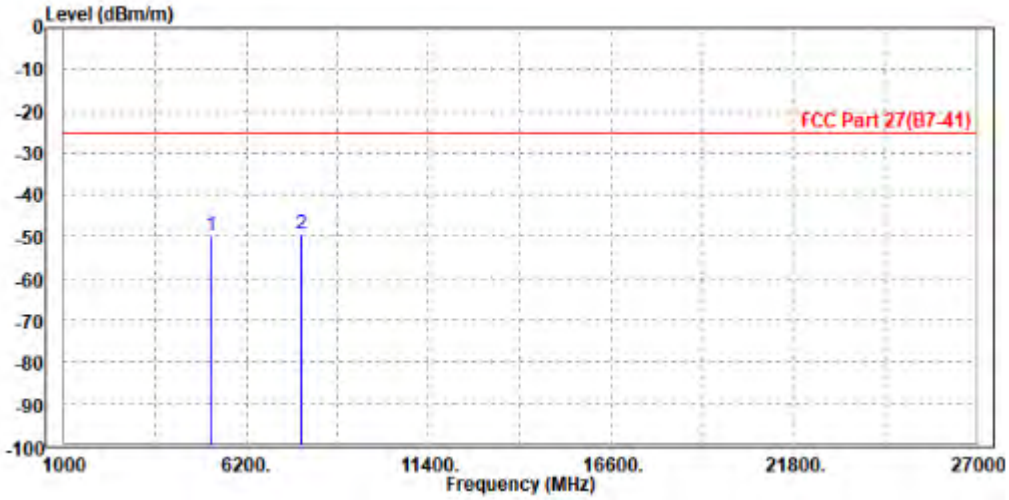

MODE	TX channel 40620	FREQUENCY RANGE	Above 1000MHz
ENVIRONMENTAL CONDITIONS	23deg. C, 70%RH	INPUT POWER	AC 120V/60Hz
TESTED BY	Jace Hu		
ANTENNA POLARITY & TEST DISTANCE: VERTICAL AT 3 M			

	Freq	Level	Read Level	Limit Line	Over Limit	Factor	Remark	Pol/Phase
	MHz	dBm/m	dBm	dBm/m	dB	dB/m		
1	5186.000	-48.60	-59.04	-25.00	-23.60	10.44	Peak	Vertical
2 PP	7786.000	-47.18	-62.30	-25.00	-22.18	15.12	Peak	Vertical

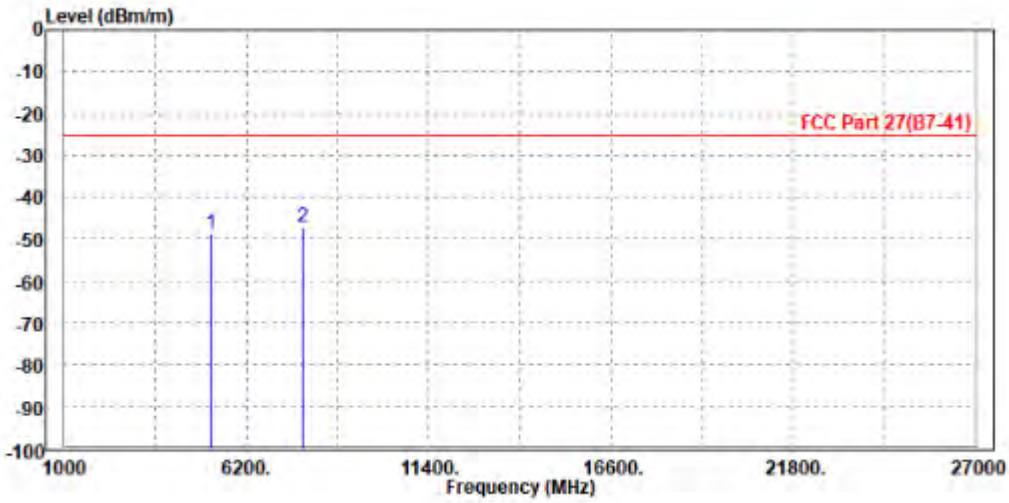

CHANNEL BANDWIDTH: 15MHz / QPSK

MODE	TX channel 40620	**FREQUENCY RANGE**	Above 1000MHz
ENVIRONMENTAL CONDITIONS	23deg. C, 70%RH	**INPUT POWER**	AC 120V/60Hz
TESTED BY	Jace Hu		
ANTENNA POLARITY & TEST DISTANCE: HORIZONTAL AT 3 M			

	Freq	Level	Read Level	Limit Line	Over Limit	Factor	Remark	Pol/Phase
	MHz	dBm/m	dBm	dBm/m	dB	dB/m		
1	5186.000	-50.84	-60.82	-25.00	-25.84	9.98	Peak	Horizontal
2 PP	7779.000	-49.44	-62.88	-25.00	-24.44	13.44	Peak	Horizontal

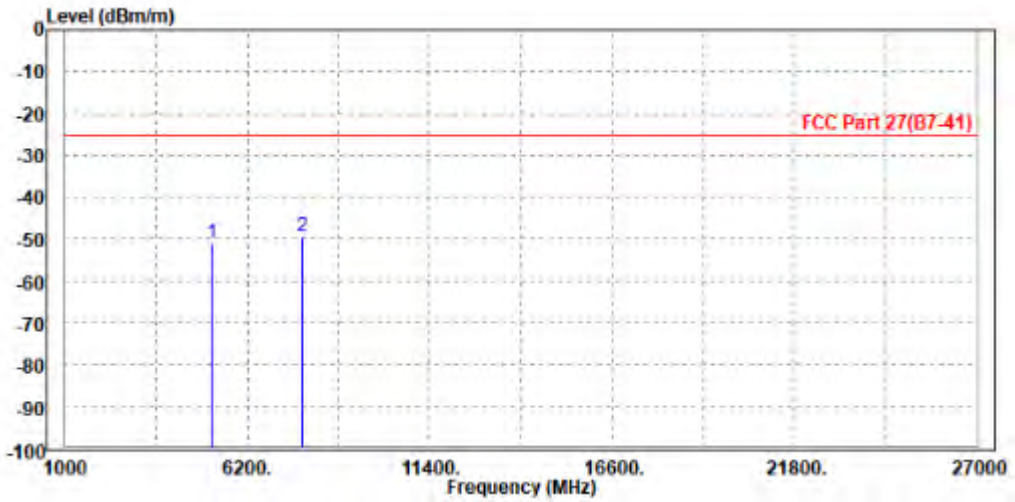

MODE	TX channel 40620	FREQUENCY RANGE	Above 1000MHz
ENVIRONMENTAL CONDITIONS	23deg. C, 70%RH	INPUT POWER	AC 120V/60Hz
TESTED BY	Jace Hu		
ANTENNA POLARITY & TEST DISTANCE: VERTICAL AT 3 M			

	Freq	Level	Read Level	Limit Line	Over Limit	Factor	Remark	Pol/Phase
	MHz	dBm/m	dBm	dBm/m	dB	dB/m		
1	5186.000	-48.85	-59.29	-25.00	-23.85	10.44	Peak	Vertical
2 PP	7779.000	-47.95	-63.06	-25.00	-22.95	15.11	Peak	Vertical

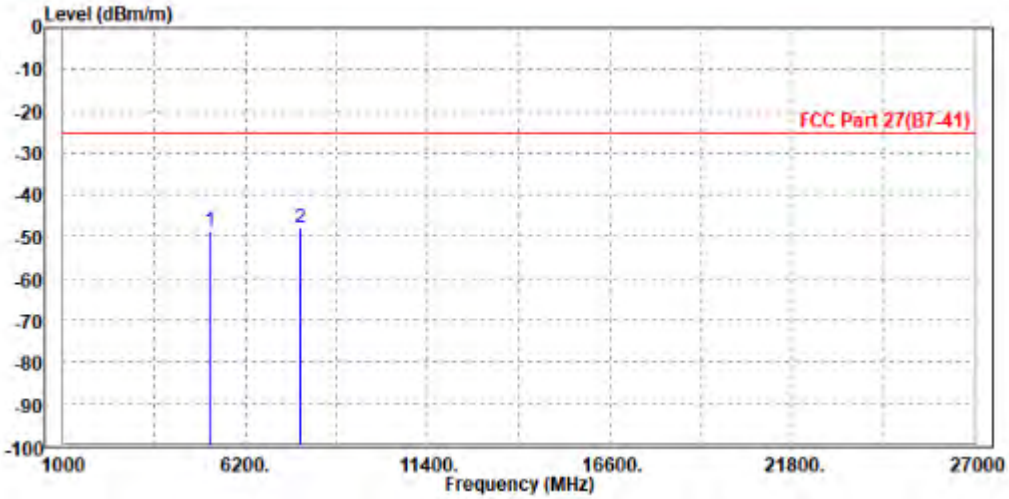

CHANNEL BANDWIDTH: 20MHz / QPSK

CH40620

MODE	TX channel 40620	**FREQUENCY RANGE**	Above 1000MHz
ENVIRONMENTAL CONDITIONS	23deg. C, 70%RH	**INPUT POWER**	AC 120V/60Hz
TESTED BY	Jace Hu		
ANTENNA POLARITY & TEST DISTANCE: HORIZONTAL AT 3 M			

	Freq	Level	Read Level	Limit Line	Over Limit	Factor	Remark	Pol/Phase
	MHz	dBm/m	dBm	dBm/m	dB	dB/m		
1	5186.000	-50.00	-59.98	-25.00	-25.00	9.98	Peak	Horizontal
2 PP	7786.000	-49.25	-62.74	-25.00	-24.25	13.49	Peak	Horizontal

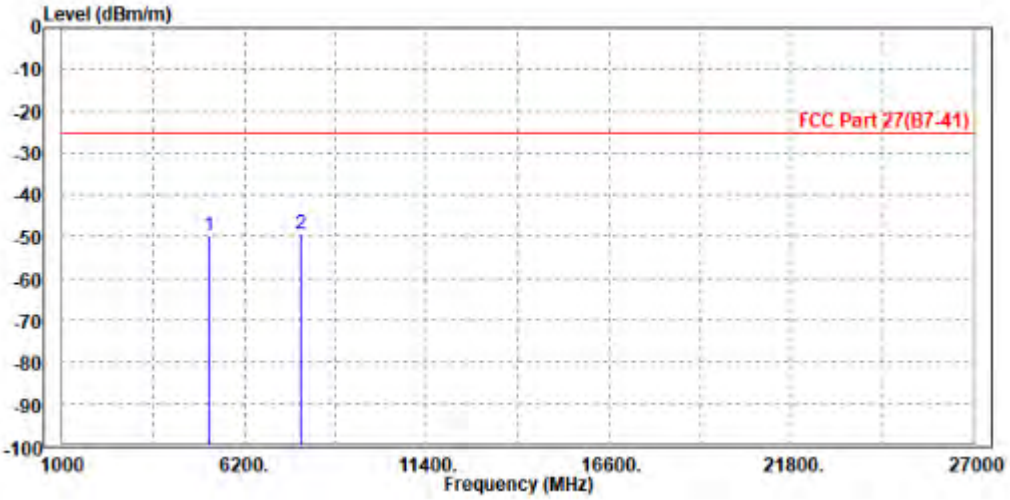

MODE	TX channel 40620	FREQUENCY RANGE	Above 1000MHz
ENVIRONMENTAL CONDITIONS	23deg. C, 70%RH	INPUT POWER	AC 120V/60Hz
TESTED BY	Jace Hu		
ANTENNA POLARITY & TEST DISTANCE: VERTICAL AT 3 M			

	Freq	Level	Read Level	Limit Line	Over Limit	Factor	Remark	Pol/Phase
	MHz	dBm/m	dBm	dBm/m	dB	dB/m		
1	5186.000	-49.79	-60.23	-25.00	-24.79	10.44	Peak	Vertical
2 PP	7779.000	-47.39	-62.50	-25.00	-22.39	15.11	Peak	Vertical

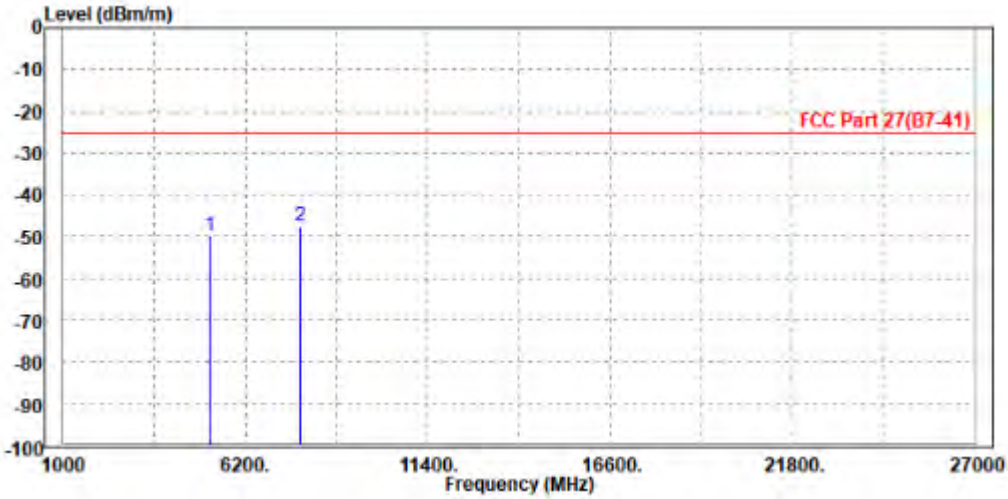

LTE B66

CHANNEL BANDWIDTH: 1.4MHz / QPSK

CH131979

MODE	TX channel 131979	**FREQUENCY RANGE**	Above 1000MHz
ENVIRONMENTAL CONDITIONS	23deg. C, 70%RH	**INPUT POWER**	AC 120V/60HZ
TESTED BY	Jace Hu		
ANTENNA POLARITY & TEST DISTANCE: HORIZONTAL AT 3 M			

	Freq	Level	Read Level	Limit Line	Over Limit	Factor	Remark	Pol/Phase
	MHz	dBm/m	dBm	dBm/m	dB	dB/m		
1	3418.000	-51.55	-58.76	-13.00	-38.55	7.21	Peak	Horizontal
2 PP	5132.100	-50.51	-60.41	-13.00	-37.51	9.90	Peak	Horizontal

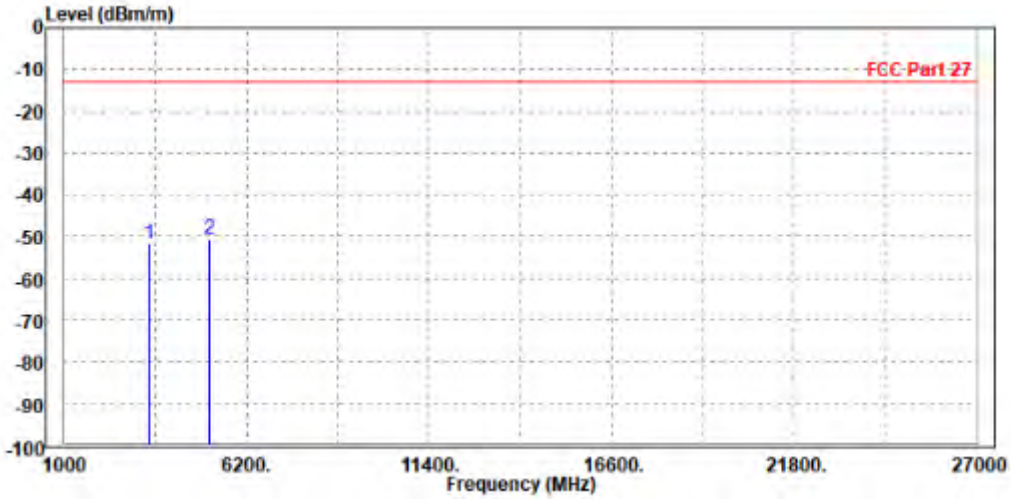

MODE	TX channel 131979	FREQUENCY RANGE	Above 1000MHz
ENVIRONMENTAL CONDITIONS	23deg. C, 70%RH	INPUT POWER	AC 120V/60HZ
TESTED BY	Jace Hu		
ANTENNA POLARITY & TEST DISTANCE: VERTICAL AT 3 M			

	Freq	Level	Read Level	Limit Line	Over Limit	Factor	Remark	Pol/Phase
	MHz	dBm/m	dBm	dBm/m	dB	dB/m		
1	3421.400	-50.74	-57.94	-13.00	-37.74	7.20	Peak	Vertical
2 PP	5134.000	-48.85	-59.24	-13.00	-35.85	10.39	Peak	Vertical

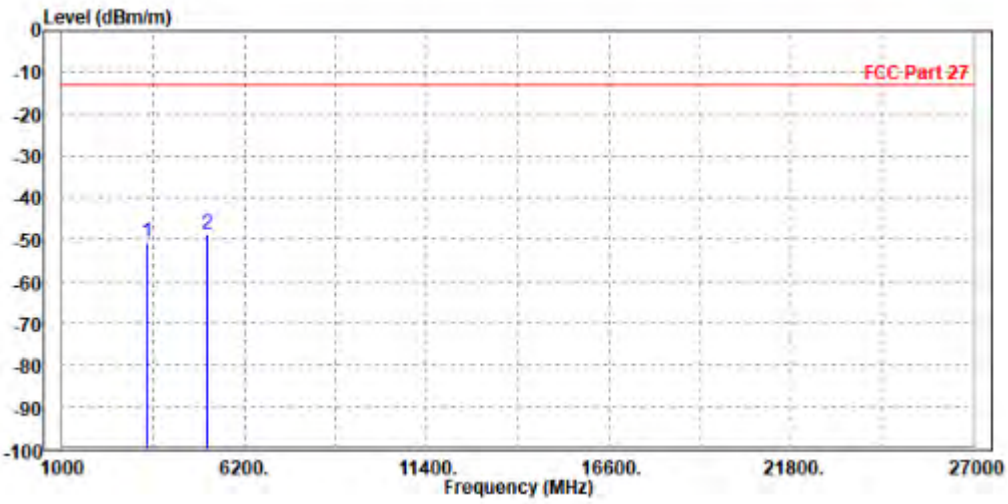

CH132322

MODE	TX channel 132322	FREQUENCY RANGE	Above 1000MHz
ENVIRONMENTAL CONDITIONS	23deg. C, 70%RH	INPUT POWER	AC 120V/60HZ
TESTED BY	Jace Hu		
ANTENNA POLARITY & TEST DISTANCE: HORIZONTAL AT 3 M			

	Freq	Level	Read Level	Limit Line	Over Limit	Factor	Remark	Pol/Phase
	MHz	dBm/m	dBm	dBm/m	dB	dB/m		
1	3510.000	-51.48	-58.83	-13.00	-38.48	7.35	Peak	Horizontal
2 PP	5264.000	-50.11	-60.21	-13.00	-37.11	10.10	Peak	Horizontal

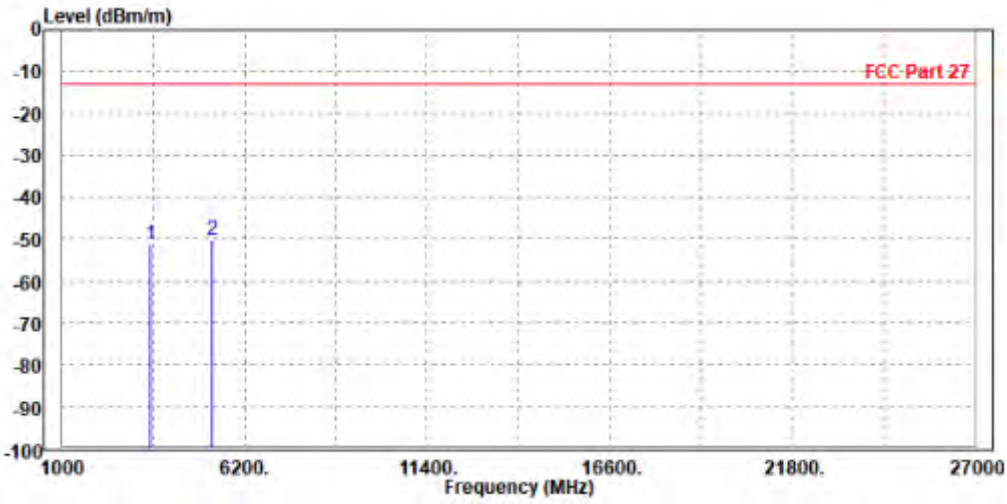

MODE	TX channel 132322	FREQUENCY RANGE	Above 1000MHz
ENVIRONMENTAL CONDITIONS	23deg. C, 70%RH	INPUT POWER	AC 120V/60HZ
TESTED BY	Jace Hu		
ANTENNA POLARITY & TEST DISTANCE: VERTICAL AT 3 M			

	Freq	Level	Read Level	Limit Line	Over Limit	Factor	Remark	Pol/Phase
	MHz	dBm/m	dBm	dBm/m	dB	dB/m		
1	3522.000	-50.19	-57.54	-13.00	-37.19	7.35	Peak	Vertical
2 PP	5265.000	-46.78	-57.29	-13.00	-33.78	10.51	Peak	Vertical

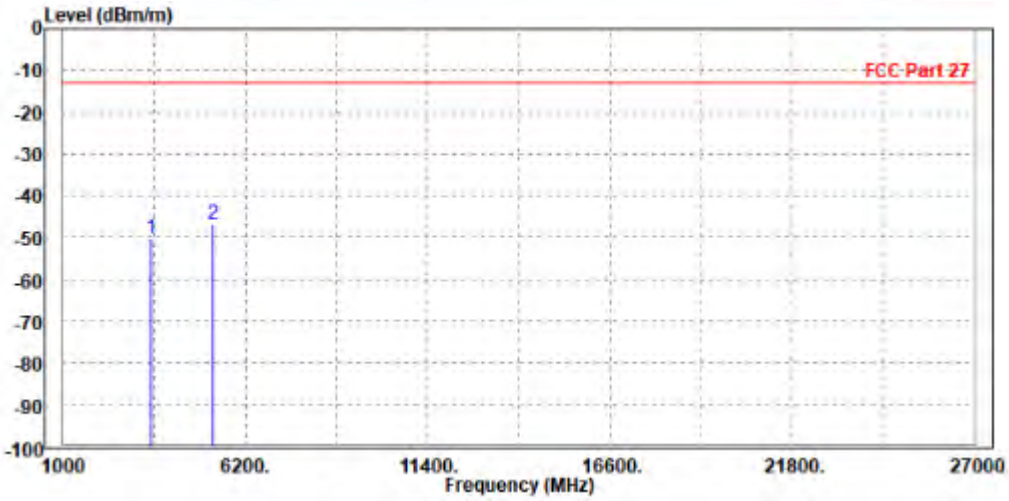

CH132665

MODE	TX channel 132665	FREQUENCY RANGE	Above 1000MHz
ENVIRONMENTAL CONDITIONS	23deg. C, 70%RH	INPUT POWER	AC 120V/60HZ
TESTED BY	Jace Hu		
ANTENNA POLARITY & TEST DISTANCE: HORIZONTAL AT 3 M			

	Freq	Level	Read Level	Limit Line	Over Limit	Factor	Remark	Pol/Phase
	MHz	dBm/m	dBm	dBm/m	dB	dB/m		
1	3558.600	-51.87	-59.34	-13.00	-38.87	7.47	Peak	Horizontal
2 PP	5342.000	-51.68	-61.91	-13.00	-38.68	10.23	Peak	Horizontal

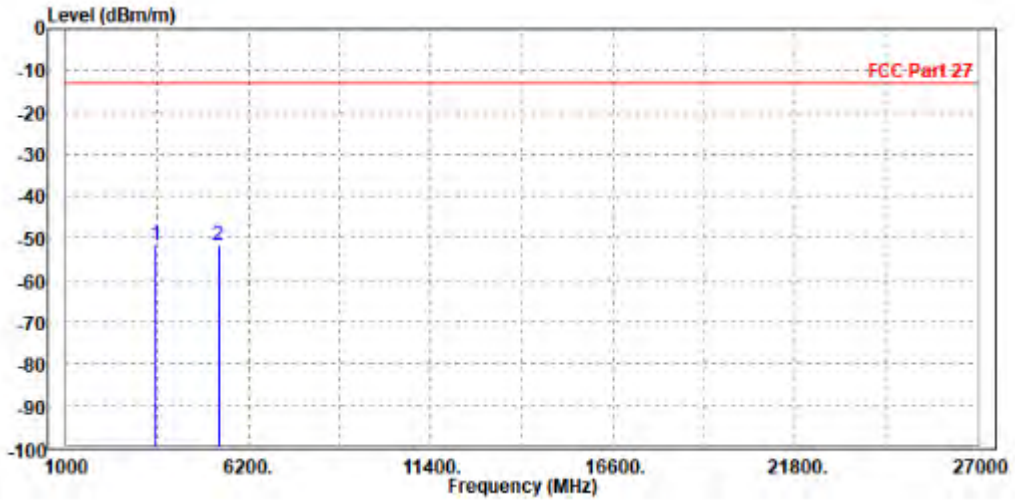

MODE	TX channel 132665	FREQUENCY RANGE	Above 1000MHz
ENVIRONMENTAL CONDITIONS	23deg. C, 70%RH	INPUT POWER	AC 120V/60HZ
TESTED BY	Jace Hu		
ANTENNA POLARITY & TEST DISTANCE: VERTICAL AT 3 M			

		Freq	Level	Read Level	Limit Line	Over Limit	Factor	Remark	Pol/Phase
		MHz	dBm/m	dBm	dBm/m	dB	dB/m		
1		3548.000	-51.17	-58.56	-13.00	-38.17	7.39	Peak	Vertical
2	PP	5337.900	-50.39	-60.97	-13.00	-37.39	10.58	Peak	Vertical

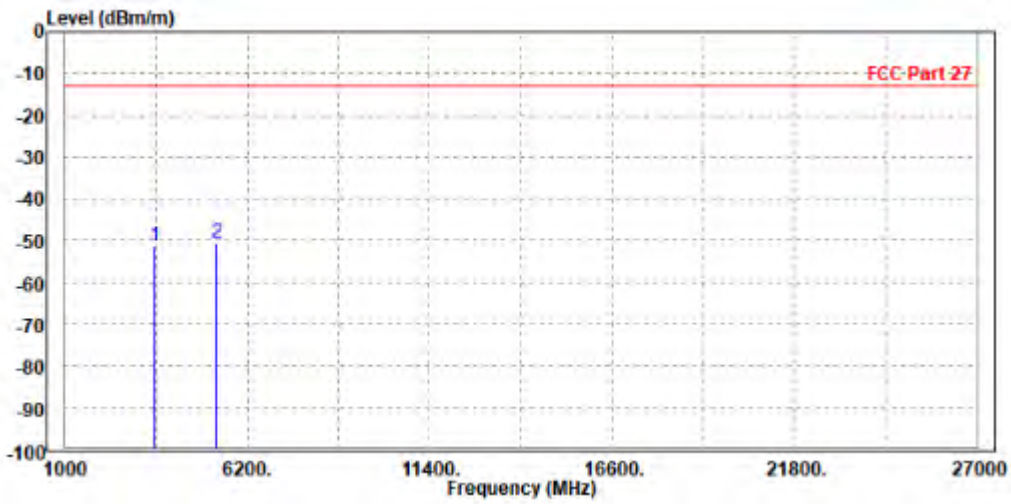

CHANNEL BANDWIDTH: 3MHz / QPSK

MODE	TX channel 132322	**FREQUENCY RANGE**	Above 1000MHz
ENVIRONMENTAL CONDITIONS	23deg. C, 70%RH	**INPUT POWER**	AC 120V/60HZ
TESTED BY	Jace Hu		
ANTENNA POLARITY & TEST DISTANCE: HORIZONTAL AT 3 M			

	Freq	Level	Read Level	Limit Line	Over Limit	Factor	Remark	Pol/Phase
	MHz	dBm/m	dBm	dBm/m	dB	dB/m		
1	3522.000	-51.58	-58.96	-13.00	-38.58	7.38	Peak	Horizontal
2 PP	5265.000	-49.61	-59.72	-13.00	-36.61	10.11	Peak	Horizontal

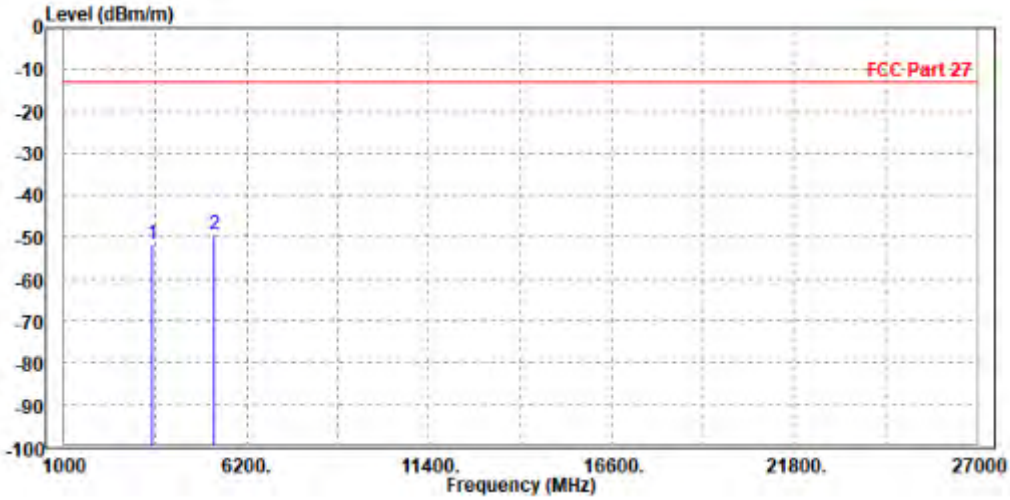

MODE	TX channel 132322	FREQUENCY RANGE	Above 1000MHz
ENVIRONMENTAL CONDITIONS	23deg. C, 70%RH	INPUT POWER	AC 120V/60HZ
TESTED BY	Jace Hu		
ANTENNA POLARITY & TEST DISTANCE: VERTICAL AT 3 M			

		Freq	Level	Read Level	Limit Line	Over Limit	Factor	Remark	Pol/Phase
		MHz	dBm/m	dBm	dBm/m	dB	dB/m		
1		3510.000	-50.26	-57.59	-13.00	-37.26	7.33	Peak	Vertical
2	PP	5264.000	-48.34	-58.85	-13.00	-35.34	10.51	Peak	Vertical

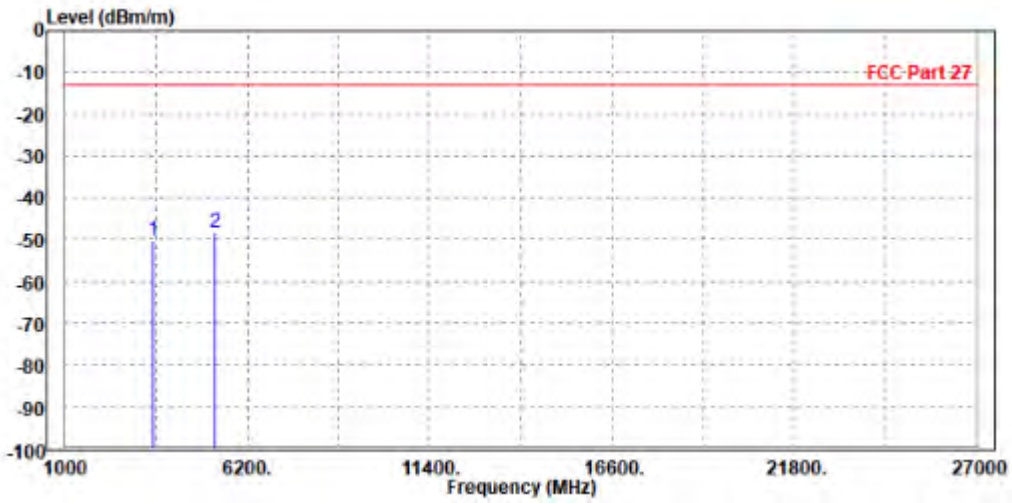

CHANNEL BANDWIDTH: 5MHz / QPSK

CH132322

MODE	TX channel 132322	**FREQUENCY RANGE**	Above 1000MHz
ENVIRONMENTAL CONDITIONS	23deg. C, 70%RH	**INPUT POWER**	AC 120V/60HZ
TESTED BY	Jace Hu		
ANTENNA POLARITY & TEST DISTANCE: HORIZONTAL AT 3 M			

	Freq	Level	Read Level	Limit Line	Over Limit	Factor	Remark	Pol/Phase
	MHz	dBm/m	dBm	dBm/m	dB	dB/m		
1	3510.000	-50.55	-57.90	-13.00	-37.55	7.35	Peak	Horizontal
2 PP	5264.000	-48.95	-59.05	-13.00	-35.95	10.10	Peak	Horizontal

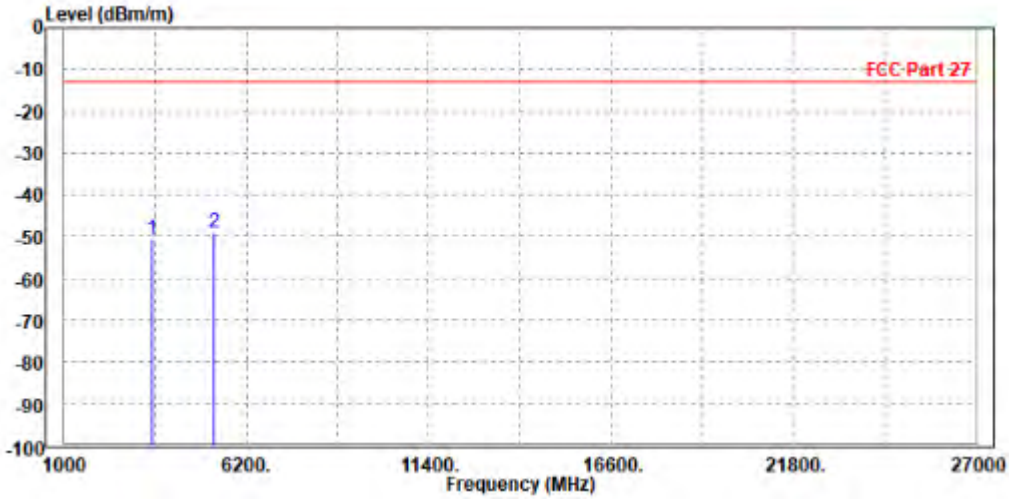

MODE	TX channel 132322	FREQUENCY RANGE	Above 1000MHz
ENVIRONMENTAL CONDITIONS	23deg. C, 70%RH	INPUT POWER	AC 120V/60HZ
TESTED BY	Jace Hu		
ANTENNA POLARITY & TEST DISTANCE: VERTICAL AT 3 M			

		Freq	Level	Read Level	Limit Line	Over Limit	Factor	Remark	Pol/Phase
		MHz	dBm/m	dBm	dBm/m	dB	dB/m		
1		3522.000	-50.24	-57.59	-13.00	-37.24	7.35	Peak	Vertical
2	PP	5265.000	-47.48	-57.99	-13.00	-34.48	10.51	Peak	Vertical

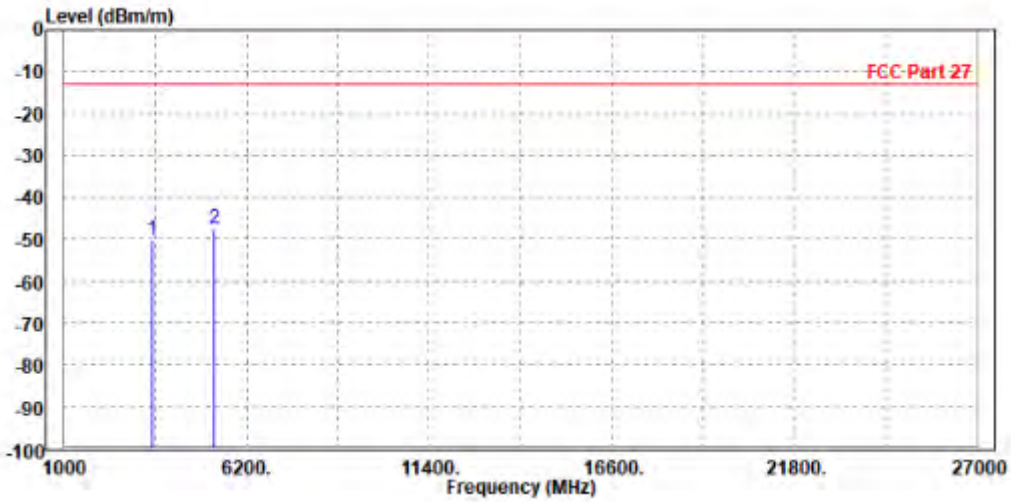

CHANNEL BANDWIDTH: 10MHz / QPSK

MODE	TX channel 132322	**FREQUENCY RANGE**	Above 1000MHz
ENVIRONMENTAL CONDITIONS	23deg. C, 70%RH	**INPUT POWER**	AC 120V/60HZ
TESTED BY	Jace Hu		
ANTENNA POLARITY & TEST DISTANCE: HORIZONTAL AT 3 M			

	Freq	Level	Read Level	Limit Line	Over Limit	Factor	Remark	Pol/Phase
	MHz	dBm/m	dBm	dBm/m	dB	dB/m		
1	3522.000	-51.08	-58.46	-13.00	-38.08	7.38	Peak	Horizontal
2 PP	5265.000	-50.13	-60.24	-13.00	-37.13	10.11	Peak	Horizontal

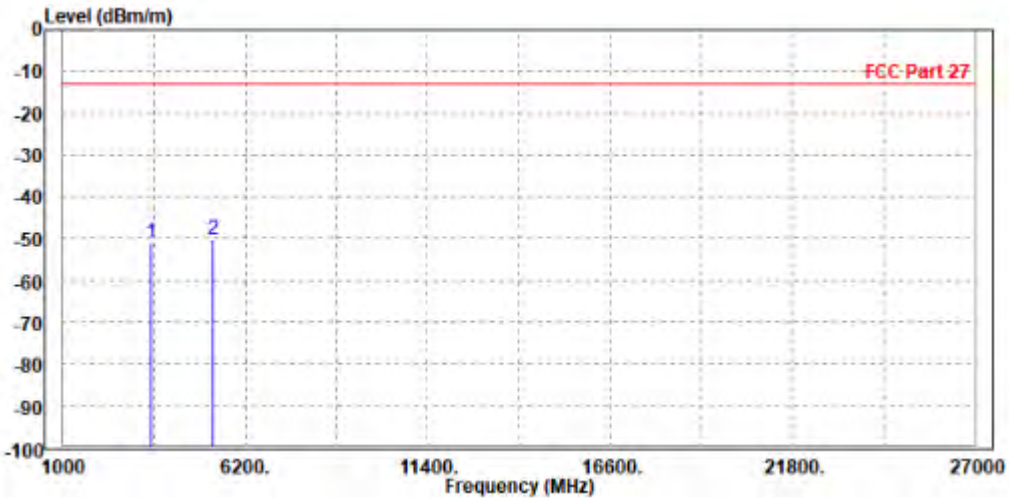

MODE	TX channel 132322	FREQUENCY RANGE	Above 1000MHz
ENVIRONMENTAL CONDITIONS	23deg. C, 70%RH	INPUT POWER	AC 120V/60HZ
TESTED BY	Jace Hu		
ANTENNA POLARITY & TEST DISTANCE: VERTICAL AT 3 M			

	Freq	Level	Read Level	Limit Line	Over Limit	Factor	Remark	Pol/Phase
	MHz	dBm/m	dBm	dBm/m	dB	dB/m		
1	3510.000	-51.65	-58.98	-13.00	-38.65	7.33	Peak	Vertical
2 PP	5264.000	-47.30	-57.81	-13.00	-34.30	10.51	Peak	Vertical

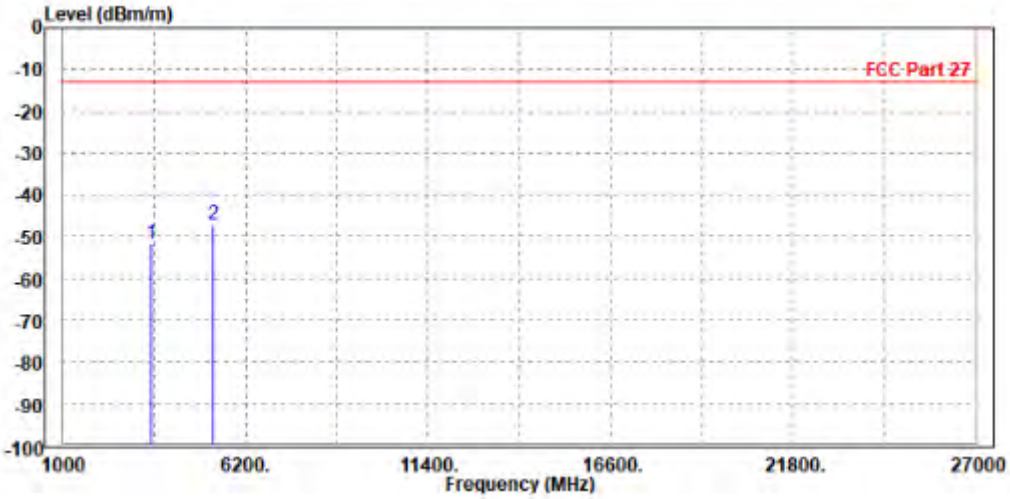

CHANNEL BANDWIDTH: 15MHz / QPSK

MODE	TX channel 132322	**FREQUENCY RANGE**	Above 1000MHz
ENVIRONMENTAL CONDITIONS	23deg. C, 70%RH	**INPUT POWER**	AC 120V/60HZ
TESTED BY	Jace Hu		
ANTENNA POLARITY & TEST DISTANCE: HORIZONTAL AT 3 M			

	Freq	Level	Read Level	Limit Line	Over Limit	Factor	Remark	Pol/Phase
	MHz	dBm/m	dBm	dBm/m	dB	dB/m		
1	3522.000	-51.64	-59.02	-13.00	-38.64	7.38	Peak	Horizontal
2 PP	5265.000	-49.45	-59.56	-13.00	-36.45	10.11	Peak	Horizontal

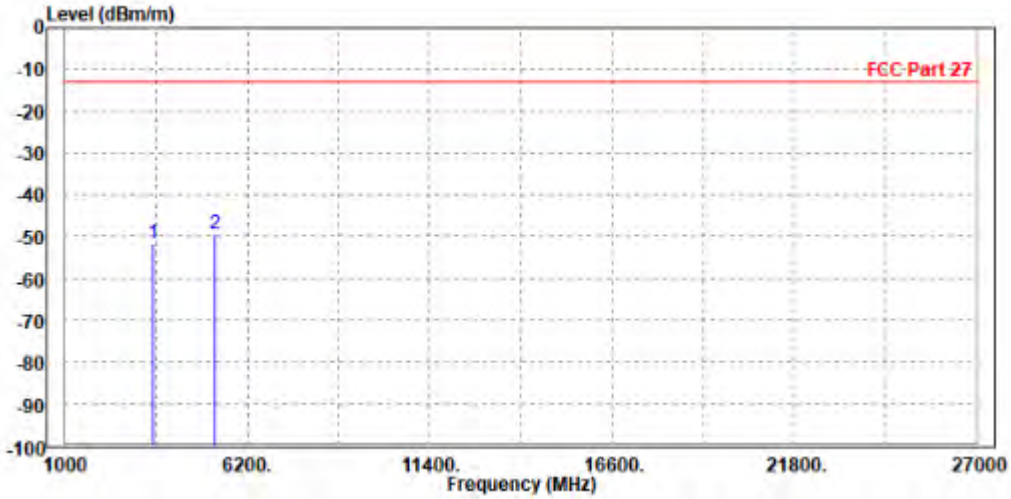

MODE	TX channel 132322	FREQUENCY RANGE	Above 1000MHz
ENVIRONMENTAL CONDITIONS	23deg. C, 70%RH	INPUT POWER	AC 120V/60HZ
TESTED BY	Jace Hu		
ANTENNA POLARITY & TEST DISTANCE: VERTICAL AT 3 M			

		Freq	Level	Read Level	Limit Line	Over Limit	Factor	Remark	Pol/Phase
		MHz	dBm/m	dBm	dBm/m	dB	dB/m		
1		3510.000	-51.19	-58.52	-13.00	-38.19	7.33	Peak	Vertical
2	PP	5264.000	-48.81	-59.32	-13.00	-35.81	10.51	Peak	Vertical

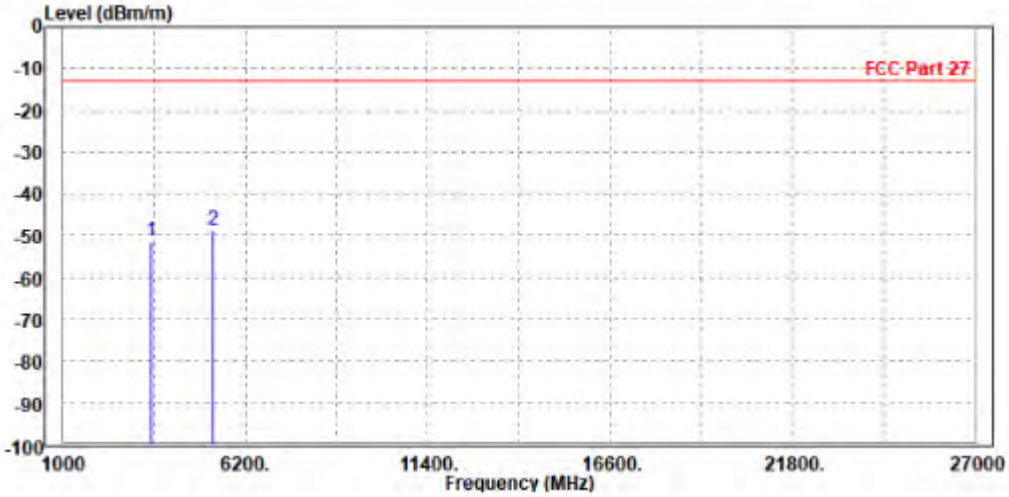

CHANNEL BANDWIDTH: 20MHz / QPSK

MODE	TX channel 132322	**FREQUENCY RANGE**	Above 1000MHz
ENVIRONMENTAL CONDITIONS	23deg. C, 70%RH	**INPUT POWER**	AC 120V/60HZ
TESTED BY	Jace Hu		
ANTENNA POLARITY & TEST DISTANCE: HORIZONTAL AT 3 M			

	Freq	Level	Read Level	Limit Line	Over Limit	Factor	Remark	Pol/Phase
	MHz	dBm/m	dBm	dBm/m	dB	dB/m		
1	3510.000	-51.86	-59.21	-13.00	-38.86	7.35	Peak	Horizontal
2 PP	5264.000	-50.03	-60.13	-13.00	-37.03	10.10	Peak	Horizontal

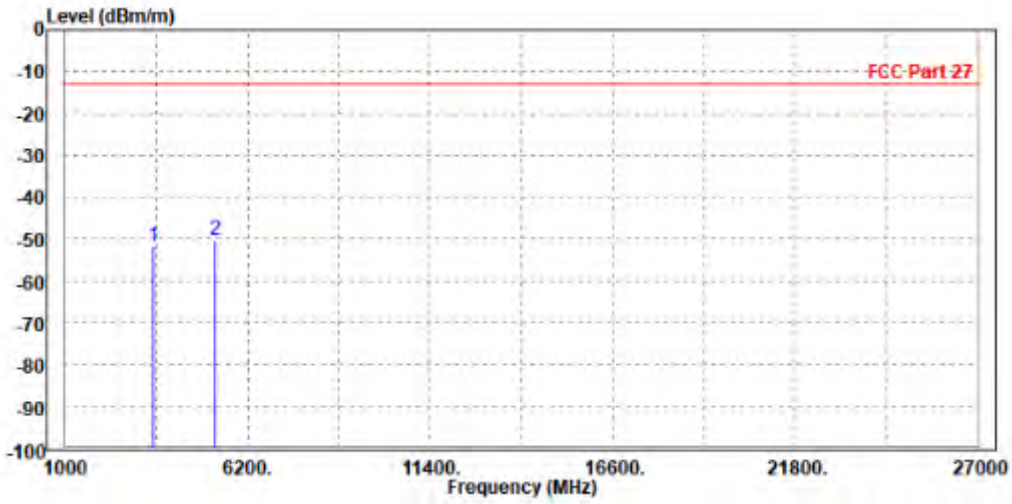

MODE	TX channel 132322	FREQUENCY RANGE	Above 1000MHz
ENVIRONMENTAL CONDITIONS	23deg. C, 70%RH	INPUT POWER	AC 120V/60HZ
TESTED BY	Jace Hu		
ANTENNA POLARITY & TEST DISTANCE: VERTICAL AT 3 M			

		Freq	Level	Read Level	Limit Line	Over Limit	Factor	Remark	Pol/Phase
		MHz	dBm/m	dBm	dBm/m	dB	dB/m		
1		3522.000	-50.75	-58.10	-13.00	-37.75	7.35	Peak	Vertical
2	PP	5265.000	-48.37	-58.88	-13.00	-35.37	10.51	Peak	Vertical

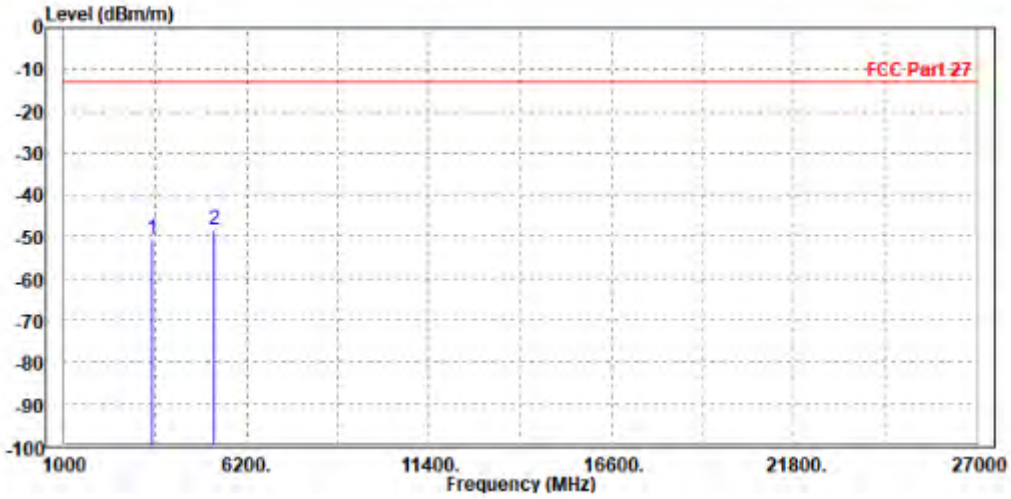

3.7 PEAK TO AVERAGE RATIO

3.7.1 LIMITS OF PEAK TO AVERAGE RATIO MEASUREMENT

In measuring transmissions in this band using an average power technique, the peak to-average ratio (PAR) of the transmission may not exceed 13 dB

3.7.2 TEST SETUP

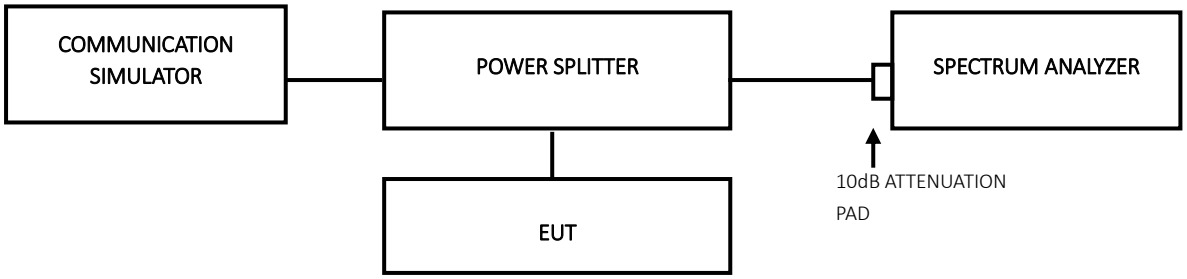

3.7.3 TEST PROCEDURES

1. Set resolution/measurement bandwidth ≥ signal's occupied bandwidth;
2. Set the number of counts to a value that stabilizes the measured CCDF curve;
3. Record the maximum PAPR level associated with a probability of 0.1%.

3.7.4 TEST RESULTS

Please Refer to Appendix Of this test report.

4 INFORMATION ON THE TESTING LABORATORIES

We, BV 7LAYERS COMMUNICATIONS TECHNOLOGY (SHENZHEN) CO. LTD., were founded in 2015 to provide our best service in EMC, Radio, Telecom and Safety consultation. Our laboratories are accredited and approved according to ISO/IEC 17025.

If you have any comments, please feel free to contact us at the following:

Shenzhen EMC/RF Lab:
Tel: +86-755-88696566
Fax: +86-755-88696577

Email: customerservice.sw@cn.bureauveritas.com
Web Site: www.adt.com.tw

The address and road map of all our labs can be found in our web site also.

5 MODIFICATIONS RECORDERS FOR ENGINEERING CHANGES TO THE EUT BY THE LAB

No any modifications are made to the EUT by the lab during the test.

6 APPENDIX

WCMDA BAND4

PEAK-TO-AVERAGE RATIO

Test Result

Band	Channel	Peak-to-Average Ratio(dB)	Limit(dBm)	Verdict
Band4	1312	2.77	13	PASS
Band4	1413	3.06	13	PASS
Band4	1513	2.59	13	PASS

Test Graphs

Band4-1312
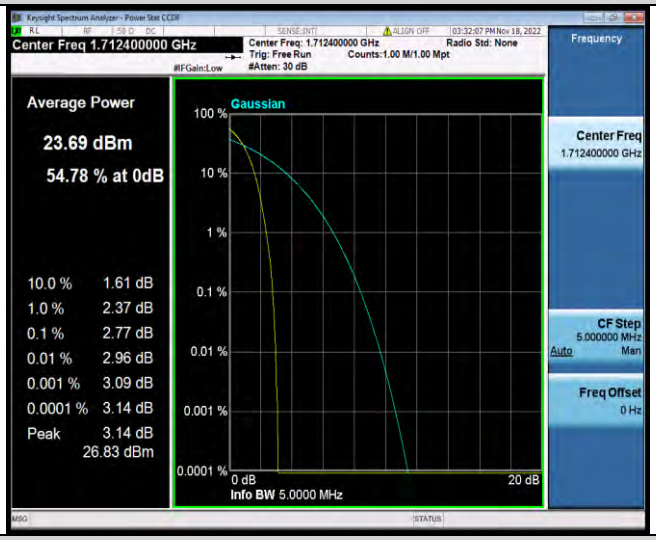
Band4-1413
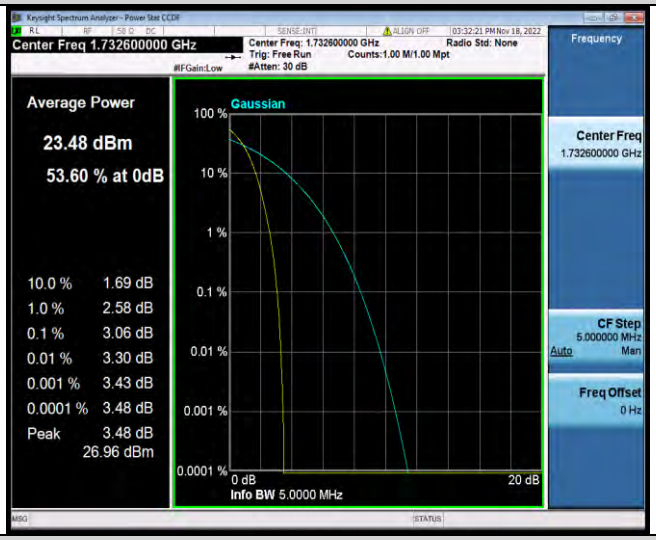
Band4-1513

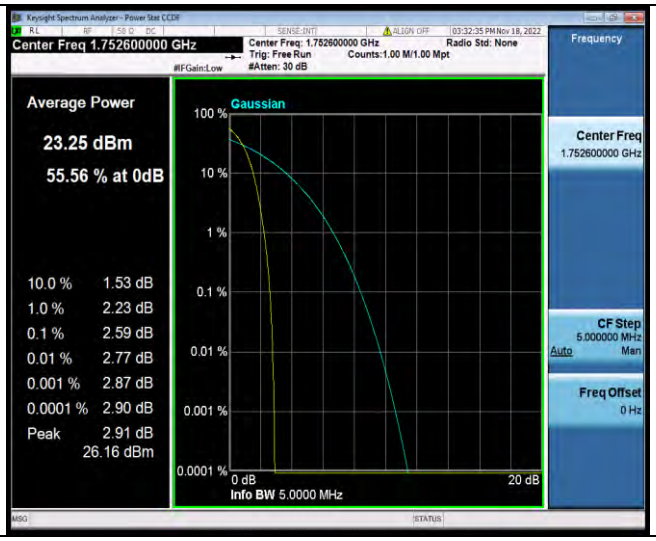

26DB BANDWIDTH AND OCCUPIED BANDWIDTH

Test Result

Band	Channel	Occupied Bandwidth (MHz)	26dB Bandwidth (MHz)	Limit(MHz)	Verdict
Band4	1312	4.1472	4.743	---	PASS
Band4	1413	4.1401	4.714	---	PASS
Band4	1513	4.1483	4.752	---	PASS

Test Graphs

Band4-1312

Band4-1413

Band4-1513

BAND EDGE

Test Result

Band	Channel	Frequency (MHz)	Result (dBm)	Limit(dBm)	Verdict
Band4	1312	1710.00	-25.51	-13	PASS
Band4	1513	1755.00	-23.44	-13	PASS

Test Graphs

Band4-1312

Band4-1513

CONDUCTED SPURIOUS EMISSION

Test Result

Band	Channel	Frequency Range (Mhz)	Frequency (dBm)	Result (dBm)	Limit (dBm)	Verdict
Band4	1312	30~1000MHz	667.23	-39.75	-13	PASS
Band4	1312	1000~20000MHz	19557.3	-32.26	-13	PASS
Band4	1413	30~1000MHz	873.87	-40.26	-13	PASS
Band4	1413	1000~20000MHz	19766.3	-32.08	-13	PASS
Band4	1513	30~1000MHz	875.84	-40.29	-13	PASS
Band4	1513	1000~20000MHz	18733.33	-32.23	-13	PASS

Test Graphs

Band4-1312-30~1000MHz
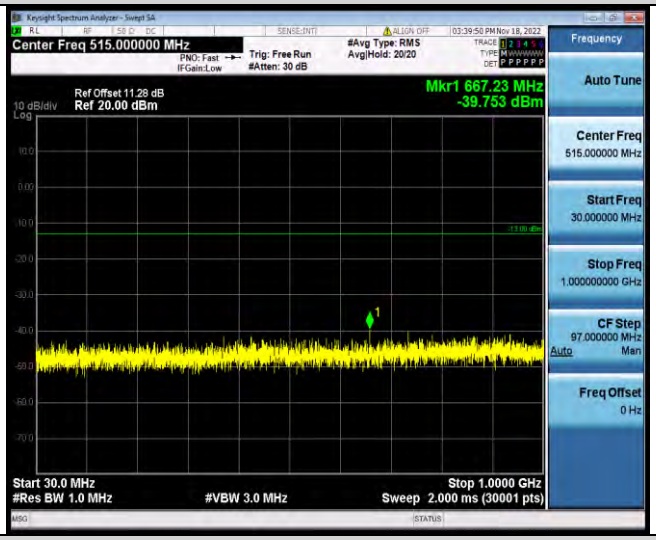
Band4-1312-1000~20000MHz
Band4-1413-30~1000MHz

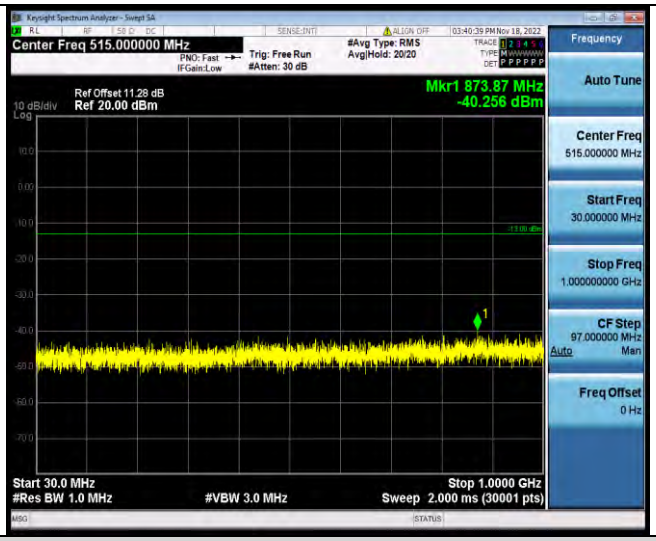

Band4-1413-1000~20000MHz

Band4-1513-30~1000MHz

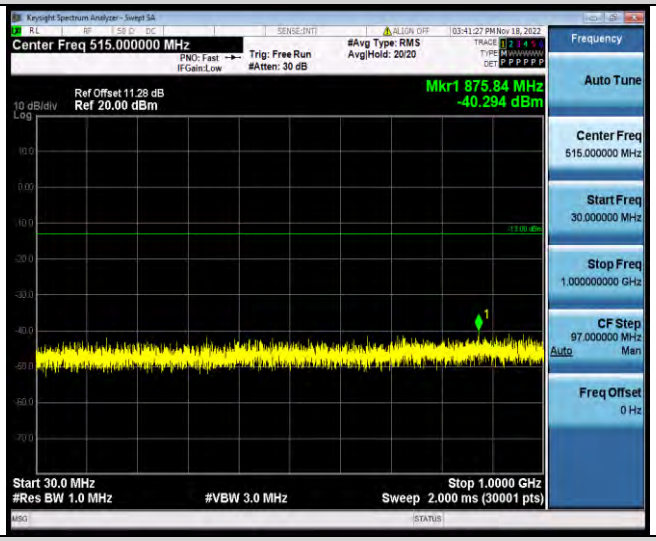

Band4-1513-1000~20000MHz

FREQUENCY STABILITY

Test Result

Voltage							
Band	Channel	Voltage (Vdc)	Temperature (℃)	Deviation (Hz)	Deviation (ppm)	Limit (ppm)	Verdict
Band4	1312	VL	NT	12.20	0.007125	±2.5	PASS
Band4	1312	VN	NT	12.28	0.007171	±2.5	PASS
Band4	1312	VH	NT	12.52	0.007311	±2.5	PASS
Band4	1413	VL	NT	-2.63	-0.001518	±2.5	PASS
Band4	1413	VN	NT	-2.43	-0.001403	±2.5	PASS
Band4	1413	VH	NT	-3.03	-0.001749	±2.5	PASS
Band4	1513	VL	NT	-13.13	-0.007492	±2.5	PASS
Band4	1513	VN	NT	-13.68	-0.007806	±2.5	PASS
Band4	1513	VH	NT	-13.41	-0.007651	±2.5	PASS

Temperature							
Band	Channel	Voltage (Vdc)	Temperature (℃)	Deviation (Hz)	Deviation (ppm)	Limit (ppm)	Verdict
Band4	1312	NV	-30	11.93	0.006967	±2.5	PASS
Band4	1312	NV	-20	12.51	0.007306	±2.5	PASS
Band4	1312	NV	0	12.05	0.007037	±2.5	PASS
Band4	1312	NV	10	12.85	0.007504	±2.5	PASS
Band4	1312	NV	20	13.18	0.007697	±2.5	PASS
Band4	1312	NV	30	12.45	0.007270	±2.5	PASS
Band4	1312	NV	40	12.84	0.007498	±2.5	PASS
Band4	1312	NV	50	12.64	0.007381	±2.5	PASS
Band4	1413	NV	-30	-2.90	-0.001674	±2.5	PASS

Band4	1413	NV	-20	-2.57	-0.001483	±2.5	PASS
Band4	1413	NV	0	-2.66	-0.001535	±2.5	PASS
Band4	1413	NV	10	-2.72	-0.001570	±2.5	PASS
Band4	1413	NV	20	-2.74	-0.001581	±2.5	PASS
Band4	1413	NV	30	-2.78	-0.001605	±2.5	PASS
Band4	1413	NV	40	-2.35	-0.001356	±2.5	PASS
Band4	1413	NV	50	-2.63	-0.001518	±2.5	PASS
Band4	1513	NV	-30	-12.77	-0.007286	±2.5	PASS
Band4	1513	NV	-20	-13.25	-0.007560	±2.5	PASS
Band4	1513	NV	0	-13.16	-0.007509	±2.5	PASS
Band4	1513	NV	10	-13.05	-0.007446	±2.5	PASS
Band4	1513	NV	20	-13.82	-0.007885	±2.5	PASS
Band4	1513	NV	30	-13.49	-0.007697	±2.5	PASS
Band4	1513	NV	40	-12.96	-0.007395	±2.5	PASS
Band4	1513	NV	50	-13.25	-0.007560	±2.5	PASS

LTE BAND7

PEAK-TO-AVERAGE RATIO(CCDF)

Test Result

Band	Bandwidth	Modulation	Channel	RB Configuration	Result(dB)	Limit(dB)	Verdict
Band7	5MHz	QPSK	20775	1RB#0	4.04	13	PASS
Band7	5MHz	QPSK	20775	25RB#0	4.66	13	PASS
Band7	5MHz	QPSK	21100	1RB#0	4.01	13	PASS
Band7	5MHz	QPSK	21100	25RB#0	4.69	13	PASS
Band7	5MHz	QPSK	21425	1RB#0	3.95	13	PASS
Band7	5MHz	QPSK	21425	25RB#0	4.73	13	PASS
Band7	5MHz	16QAM	20775	1RB#0	4.76	13	PASS
Band7	5MHz	16QAM	20775	25RB#0	5.59	13	PASS
Band7	5MHz	16QAM	21100	1RB#0	4.75	13	PASS
Band7	5MHz	16QAM	21100	25RB#0	5.61	13	PASS
Band7	5MHz	16QAM	21425	1RB#0	4.83	13	PASS
Band7	5MHz	16QAM	21425	25RB#0	5.61	13	PASS
Band7	5MHz	64QAM	20775	1RB#0	5.69	13	PASS
Band7	5MHz	64QAM	20775	25RB#0	6.25	13	PASS
Band7	5MHz	64QAM	21100	1RB#0	5.85	13	PASS
Band7	5MHz	64QAM	21100	25RB#0	6.20	13	PASS
Band7	5MHz	64QAM	21425	1RB#0	5.56	13	PASS
Band7	5MHz	64QAM	21425	25RB#0	6.24	13	PASS
Band7	10MHz	QPSK	20800	1RB#0	4.05	13	PASS
Band7	10MHz	QPSK	20800	50RB#0	4.67	13	PASS
Band7	10MHz	QPSK	21100	1RB#0	4.13	13	PASS
Band7	10MHz	QPSK	21100	50RB#0	4.71	13	PASS
Band7	10MHz	QPSK	21400	1RB#0	4.07	13	PASS
Band7	10MHz	QPSK	21400	50RB#0	4.75	13	PASS
Band7	10MHz	16QAM	20800	1RB#0	5.00	13	PASS
Band7	10MHz	16QAM	20800	50RB#0	5.60	13	PASS
Band7	10MHz	16QAM	21100	1RB#0	5.00	13	PASS
Band7	10MHz	16QAM	21100	50RB#0	5.60	13	PASS
Band7	10MHz	16QAM	21400	1RB#0	4.91	13	PASS
Band7	10MHz	16QAM	21400	50RB#0	5.61	13	PASS
Band7	10MHz	64QAM	20800	1RB#0	5.80	13	PASS
Band7	10MHz	64QAM	20800	50RB#0	6.22	13	PASS
Band7	10MHz	64QAM	21100	1RB#0	5.86	13	PASS
Band7	10MHz	64QAM	21100	50RB#0	6.24	13	PASS
Band7	10MHz	64QAM	21400	1RB#0	5.82	13	PASS
Band7	10MHz	64QAM	21400	50RB#0	6.24	13	PASS
Band7	15MHz	QPSK	20825	1RB#0	3.78	13	PASS
Band7	15MHz	QPSK	20825	75RB#0	4.87	13	PASS
Band7	15MHz	QPSK	21100	1RB#0	3.92	13	PASS
Band7	15MHz	QPSK	21100	75RB#0	4.83	13	PASS
Band7	15MHz	QPSK	21375	1RB#0	3.55	13	PASS

Band7	15MHz	QPSK	21375	75RB#0	4.90	13	PASS
Band7	15MHz	16QAM	20825	1RB#0	4.71	13	PASS
Band7	15MHz	16QAM	20825	75RB#0	5.69	13	PASS
Band7	15MHz	16QAM	21100	1RB#0	4.71	13	PASS
Band7	15MHz	16QAM	21100	75RB#0	5.65	13	PASS
Band7	15MHz	16QAM	21375	1RB#0	4.35	13	PASS
Band7	15MHz	16QAM	21375	75RB#0	5.69	13	PASS
Band7	15MHz	64QAM	20825	1RB#0	5.34	13	PASS
Band7	15MHz	64QAM	20825	75RB#0	6.26	13	PASS
Band7	15MHz	64QAM	21100	1RB#0	5.70	13	PASS
Band7	15MHz	64QAM	21100	75RB#0	6.23	13	PASS
Band7	15MHz	64QAM	21375	1RB#0	5.38	13	PASS
Band7	15MHz	64QAM	21375	75RB#0	6.26	13	PASS
Band7	20MHz	QPSK	20850	1RB#0	3.54	13	PASS
Band7	20MHz	QPSK	20850	100RB#0	4.84	13	PASS
Band7	20MHz	QPSK	21100	1RB#0	3.84	13	PASS
Band7	20MHz	QPSK	21100	100RB#0	4.77	13	PASS
Band7	20MHz	QPSK	21350	1RB#0	3.29	13	PASS
Band7	20MHz	QPSK	21350	100RB#0	4.82	13	PASS
Band7	20MHz	16QAM	20850	1RB#0	4.34	13	PASS
Band7	20MHz	16QAM	20850	100RB#0	5.65	13	PASS
Band7	20MHz	16QAM	21100	1RB#0	4.65	13	PASS
Band7	20MHz	16QAM	21100	100RB#0	5.63	13	PASS
Band7	20MHz	16QAM	21350	1RB#0	4.24	13	PASS
Band7	20MHz	16QAM	21350	100RB#0	5.66	13	PASS
Band7	20MHz	64QAM	20850	1RB#0	5.36	13	PASS
Band7	20MHz	64QAM	20850	100RB#0	6.27	13	PASS
Band7	20MHz	64QAM	21100	1RB#0	5.66	13	PASS
Band7	20MHz	64QAM	21100	100RB#0	6.21	13	PASS
Band7	20MHz	64QAM	21350	1RB#0	4.91	13	PASS
Band7	20MHz	64QAM	21350	100RB#0	6.22	13	PASS

Test Graphs

Band7-5MHz-QPSK-20775-1RB#0

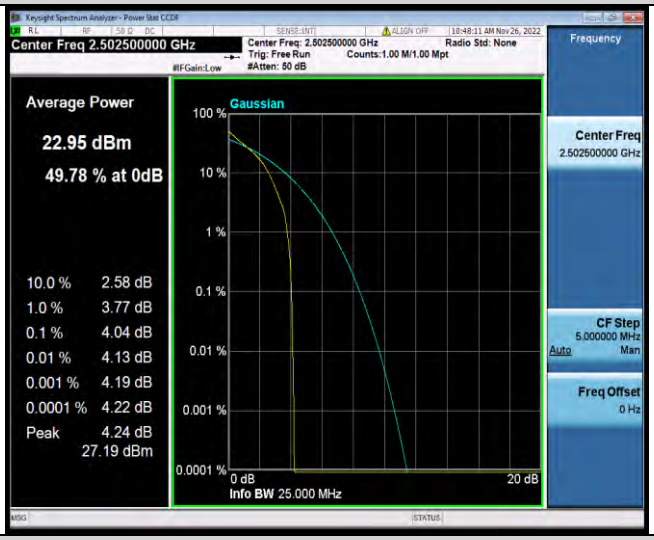

Band7-5MHz-QPSK-20775-25RB#0

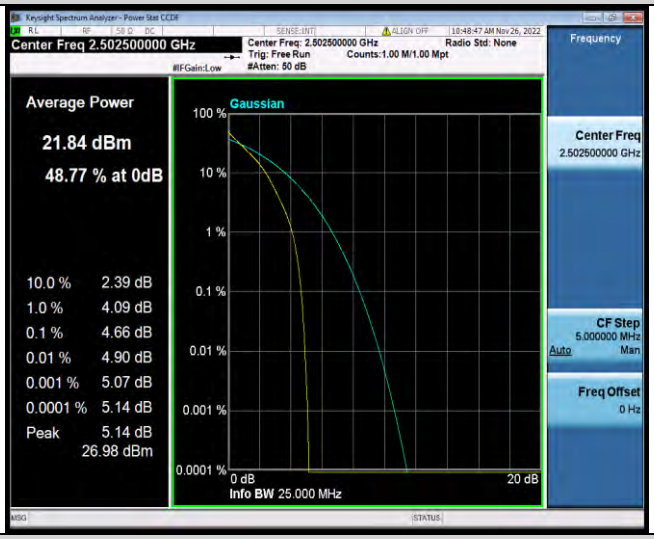

Band7-5MHz-QPSK-21100-1RB#0

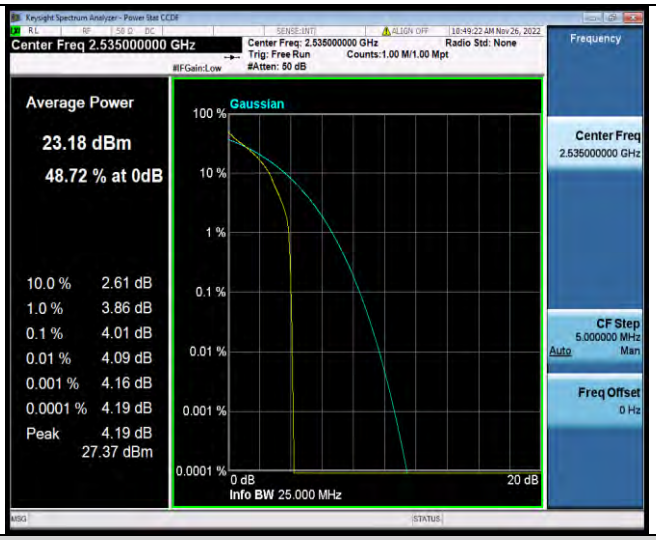

Band7-5MHz-QPSK-21100-25RB#0

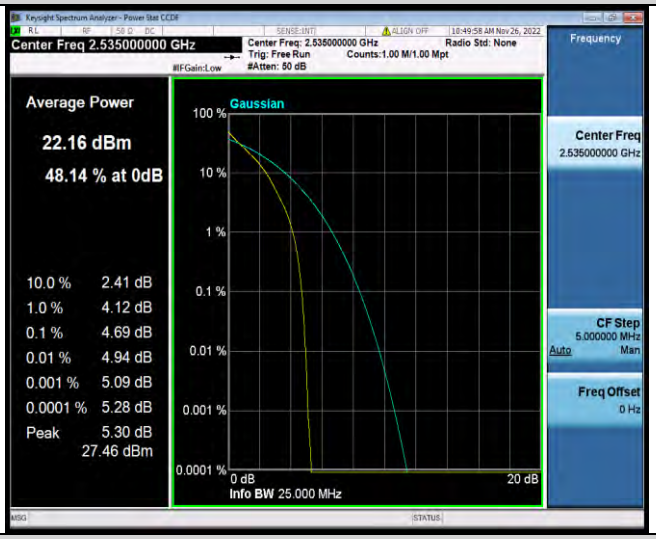

Band7-5MHz-QPSK-21425-1RB#0

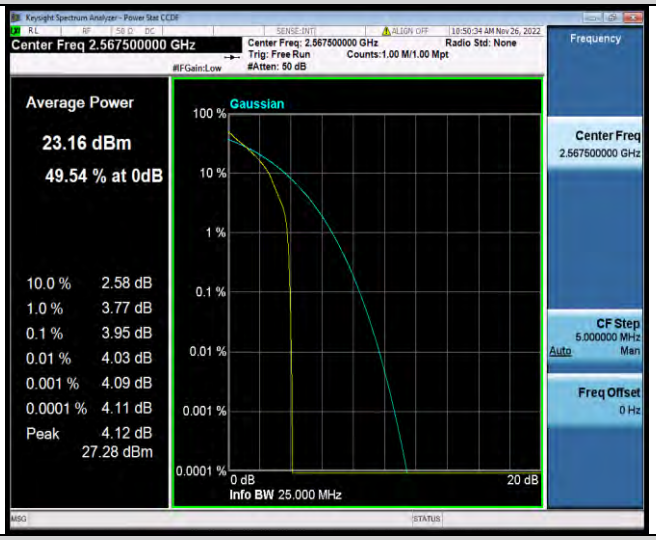

Band7-5MHz-QPSK-21425-25RB#0

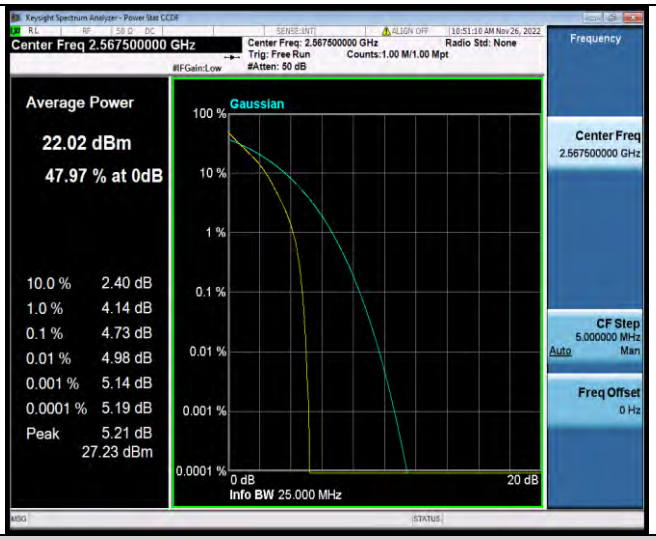

Band7-5MHz-16QAM-20775-1RB#0

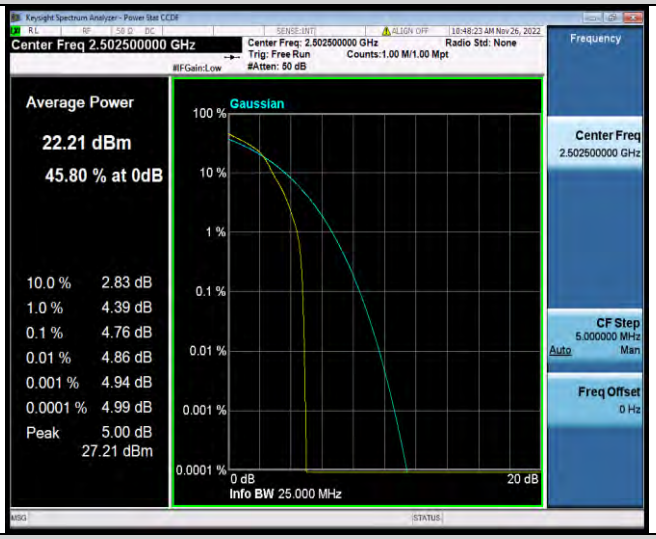

Band7-5MHz-16QAM-20775-25RB#0

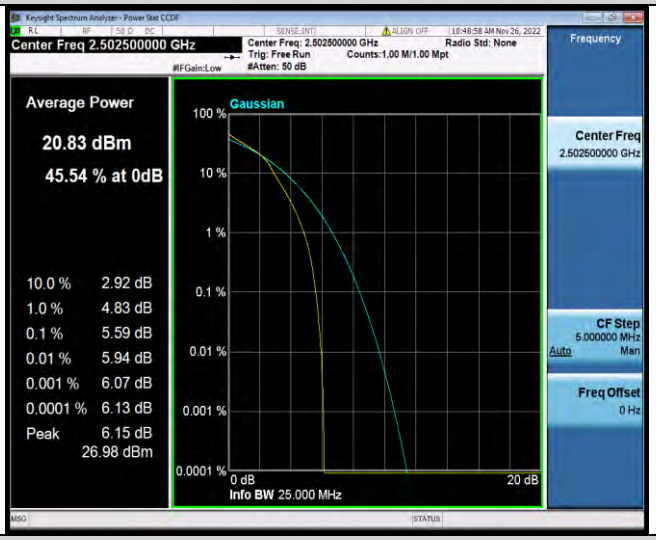

Band7-5MHz-16QAM-21100-1RB#0

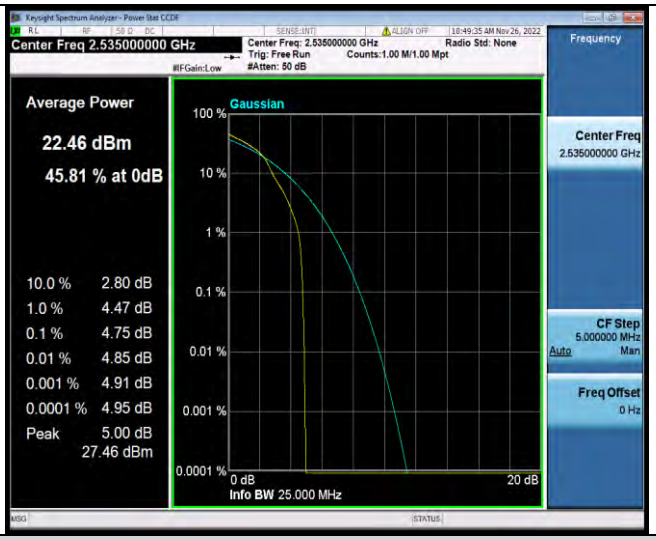

Band7-5MHz-16QAM-21100-25RB#0

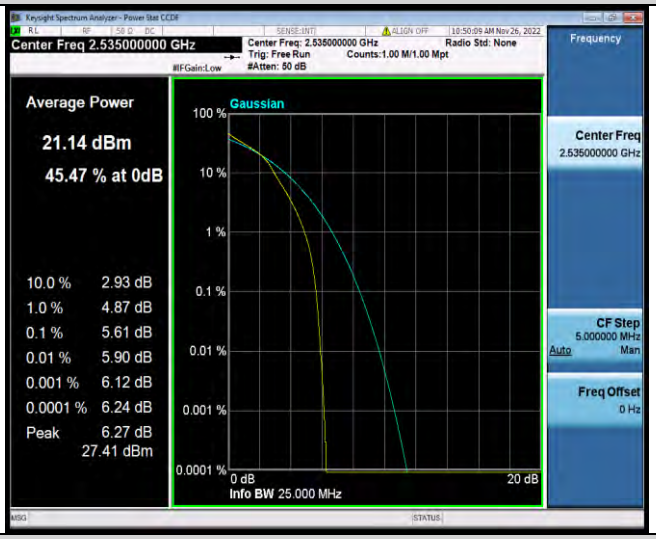

Band7-5MHz-16QAM-21425-1RB#0

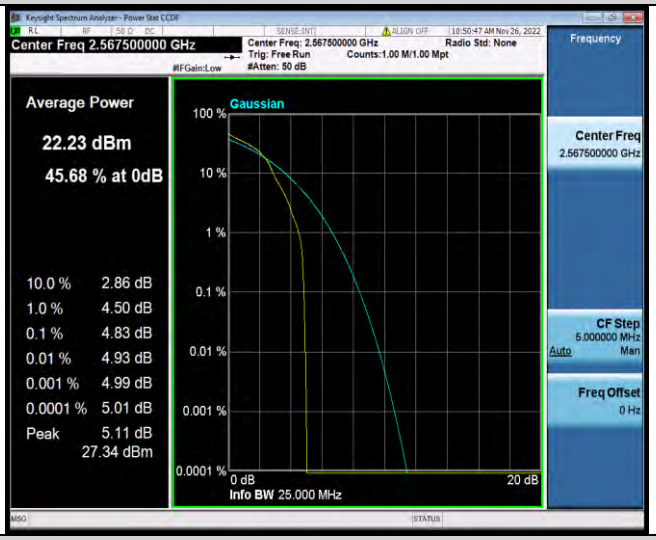

Band7-5MHz-16QAM-21425-25RB#0

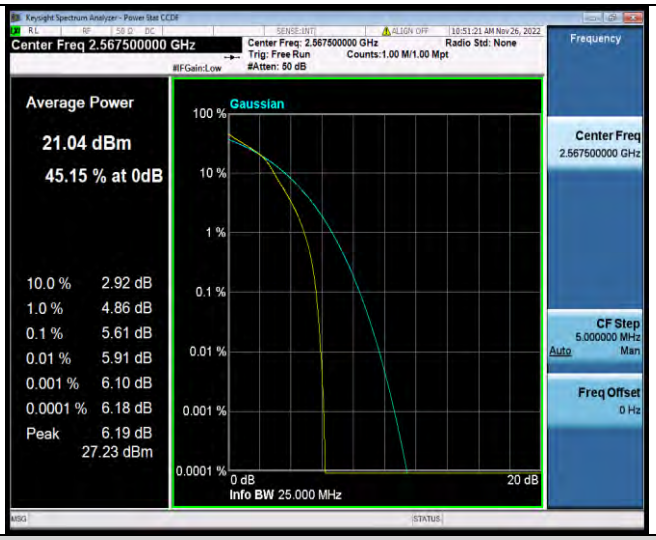

Band7-5MHz-64QAM-20775-1RB#0

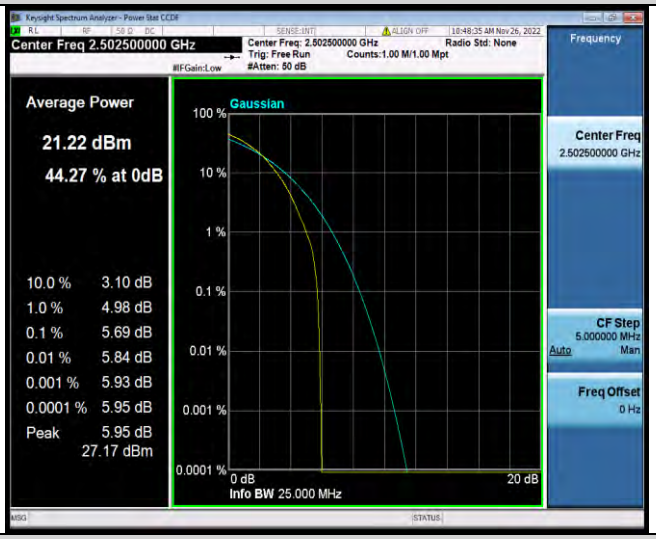

Band7-5MHz-64QAM-20775-25RB#0

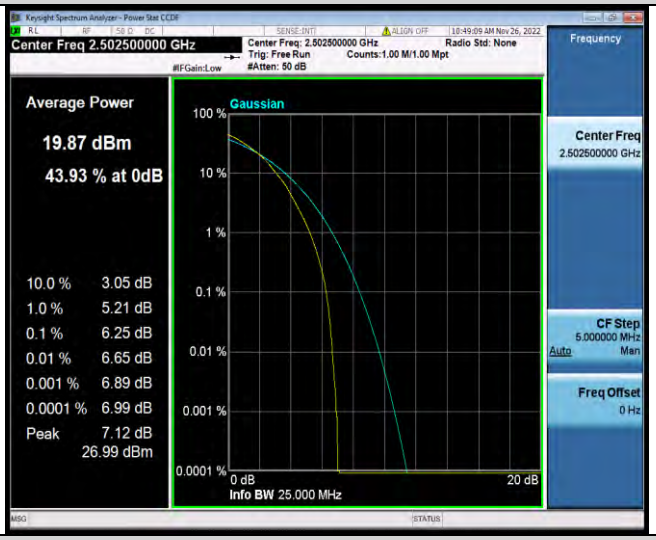

Band7-5MHz-64QAM-21100-1RB#0

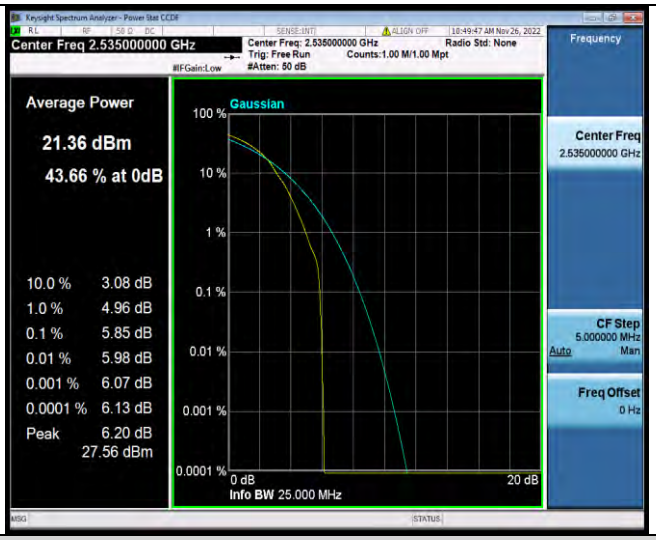

Band7-5MHz-64QAM-21100-25RB#0

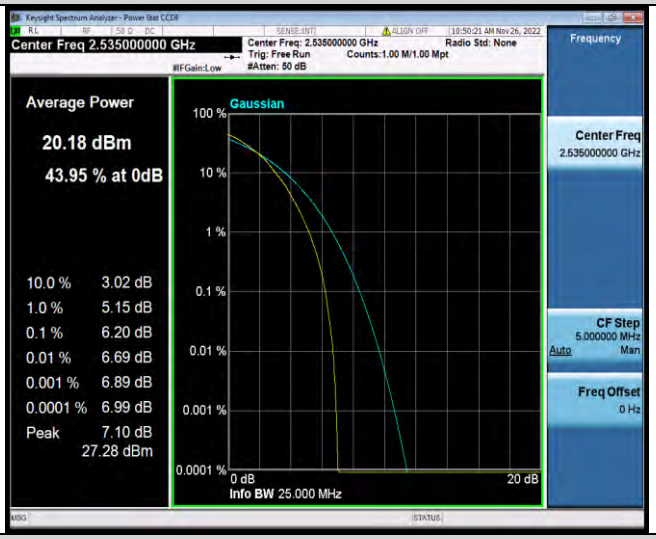

Band7-5MHz-64QAM-21425-1RB#0

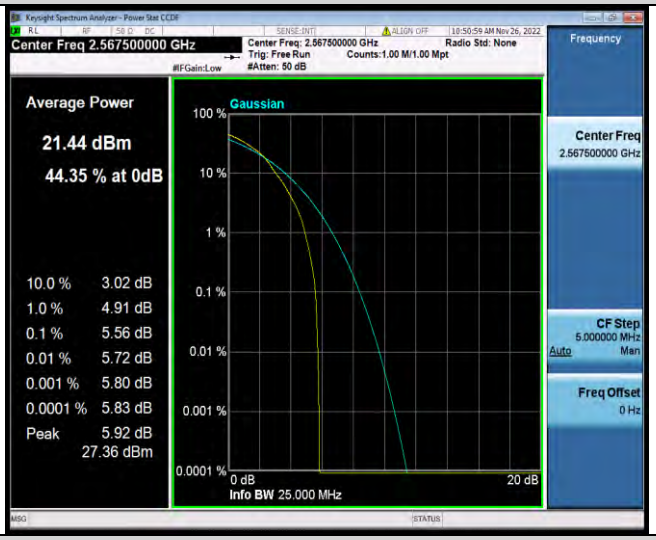

Band7-5MHz-64QAM-21425-25RB#0

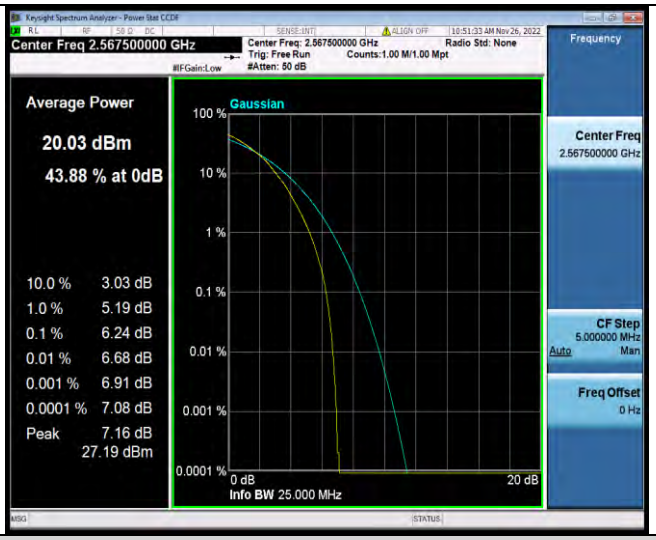

Band7-10MHz-QPSK-20800-1RB#0

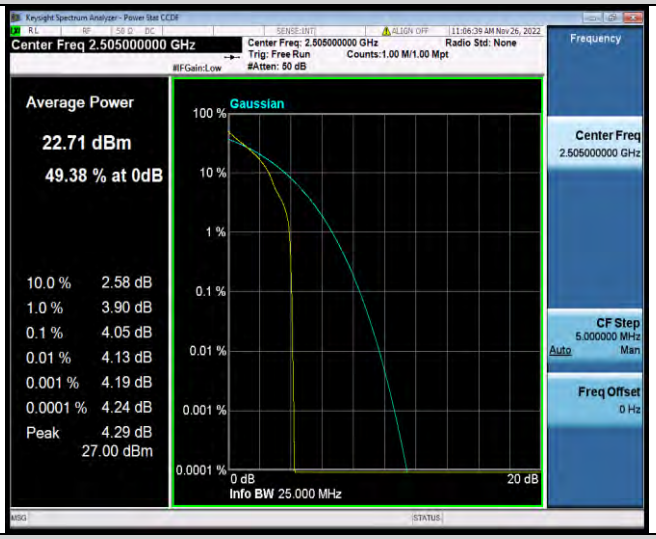

Band7-10MHz-QPSK-20800-50RB#0

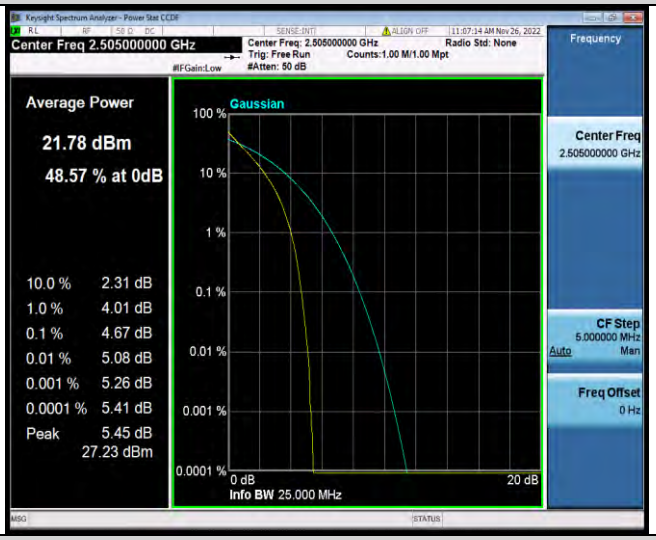

Band7-10MHz-QPSK-21100-1RB#0

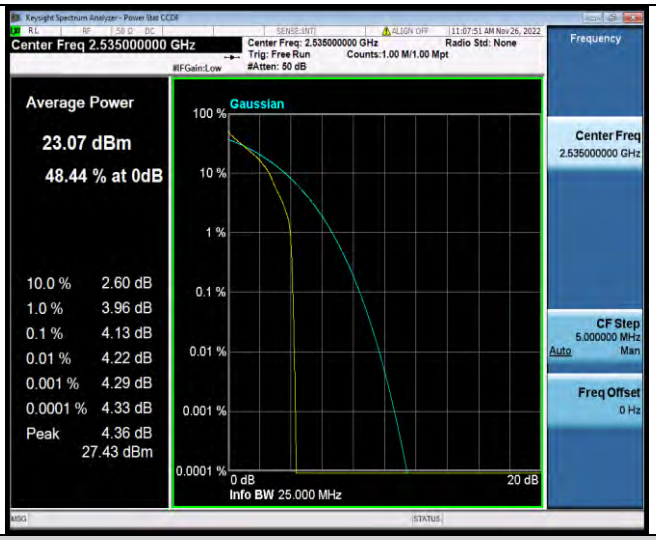

Band7-10MHz-QPSK-21100-50RB#0

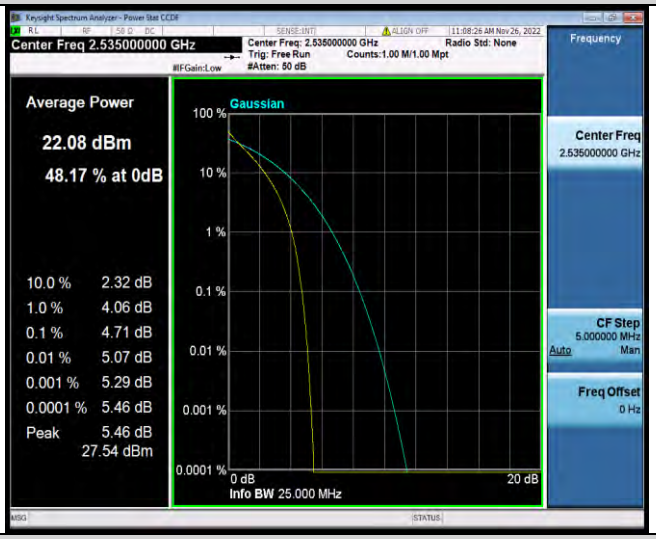

Band7-10MHz-QPSK-21400-1RB#0

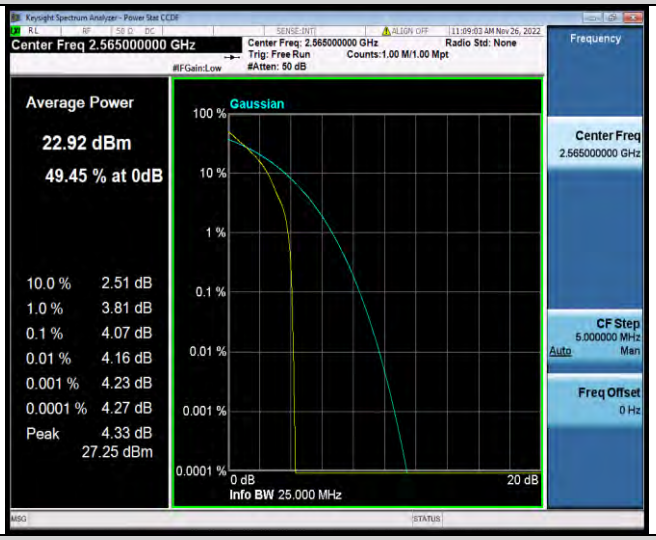

Band7-10MHz-QPSK-21400-50RB#0

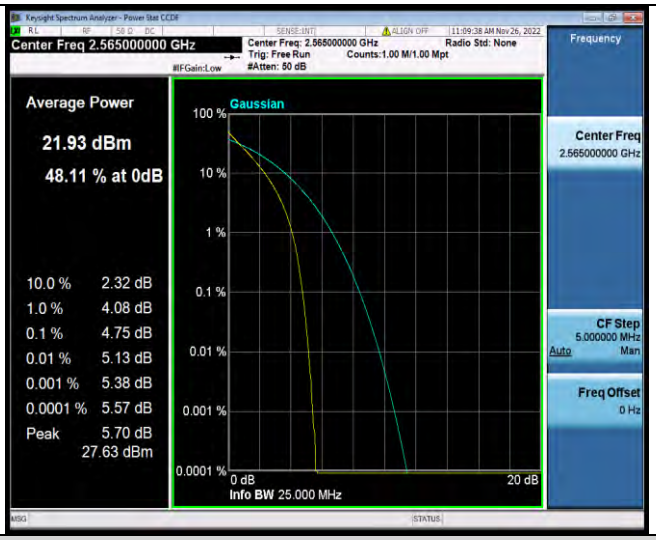

Band7-10MHz-16QAM-20800-1RB#0

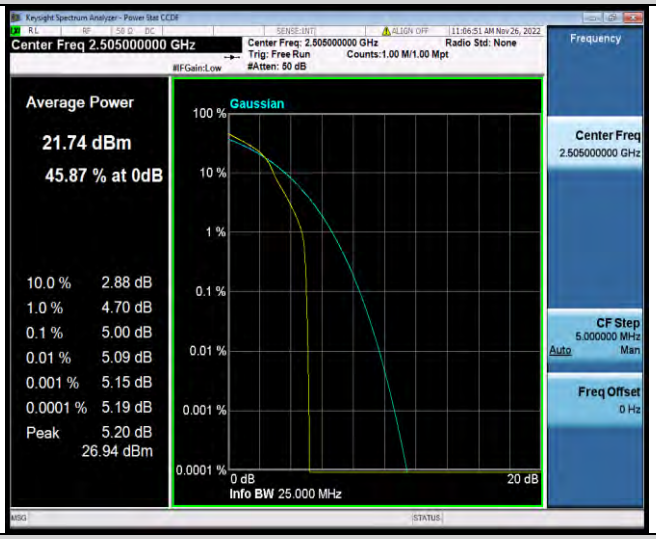

Band7-10MHz-16QAM-20800-50RB#0

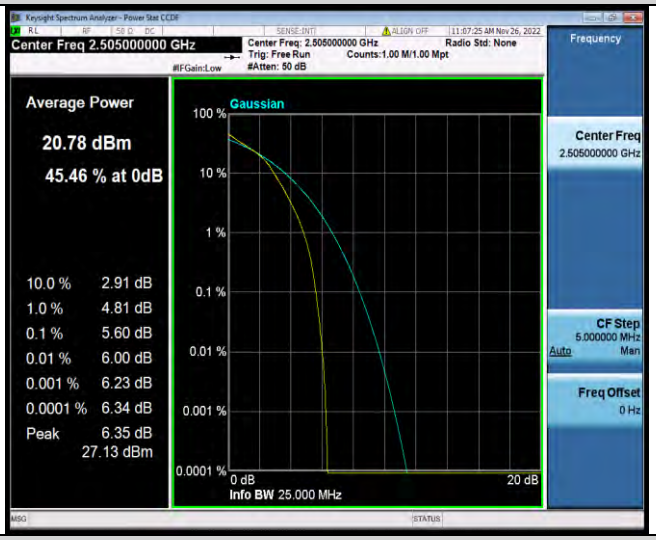

Band7-10MHz-16QAM-21100-1RB#0

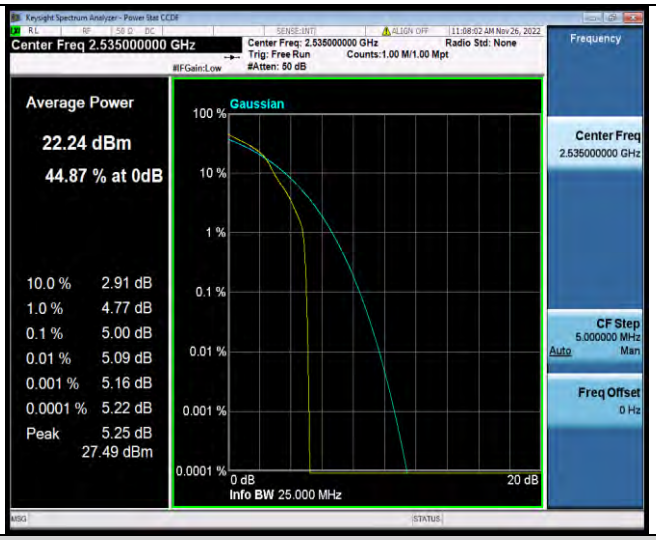

Band7-10MHz-16QAM-21100-50RB#0

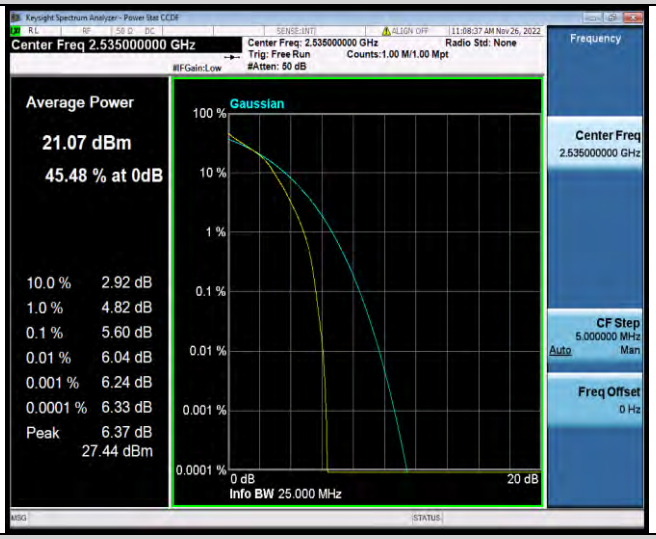

Band7-10MHz-16QAM-21400-1RB#0

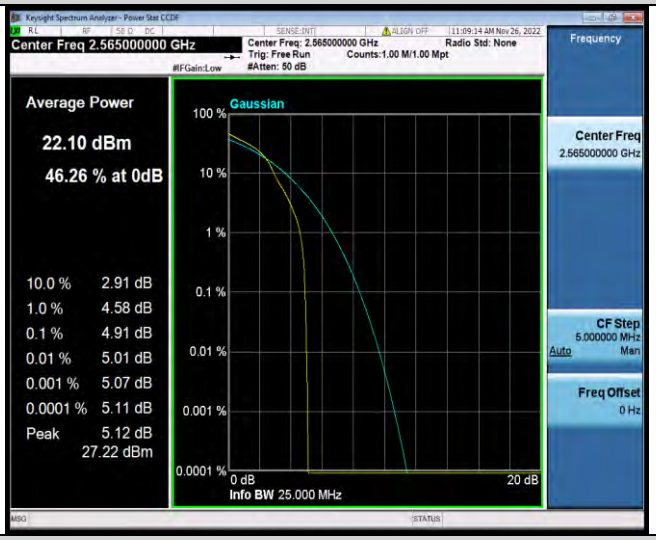

Band7-10MHz-16QAM-21400-50RB#0

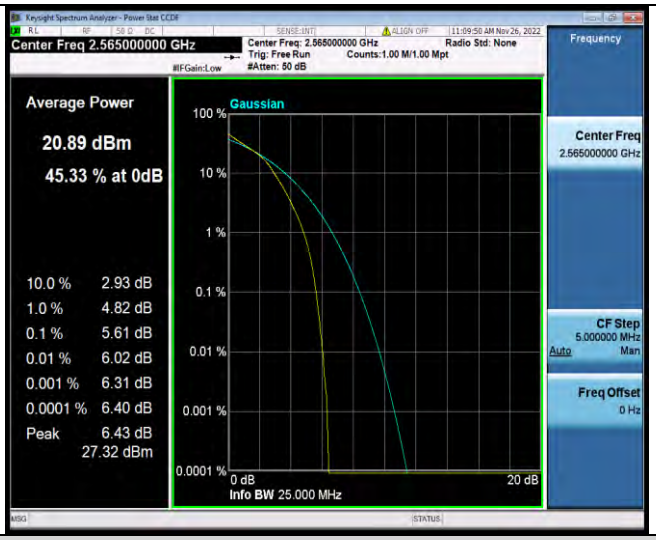

Band7-10MHz-64QAM-20800-1RB#0

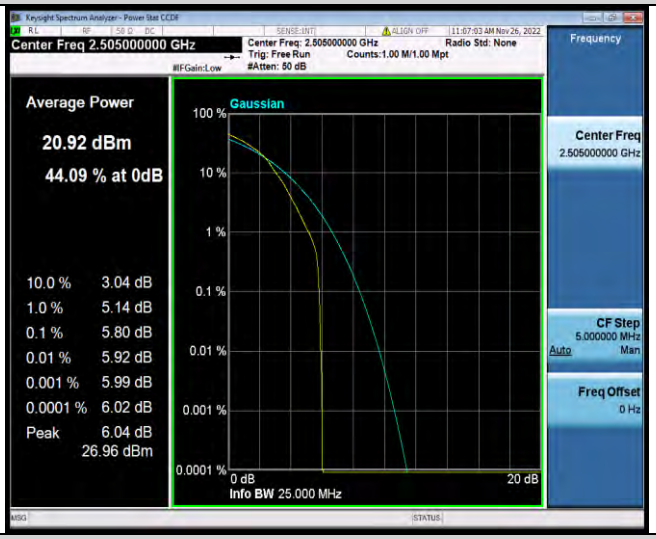

Band7-10MHz-64QAM-20800-50RB#0

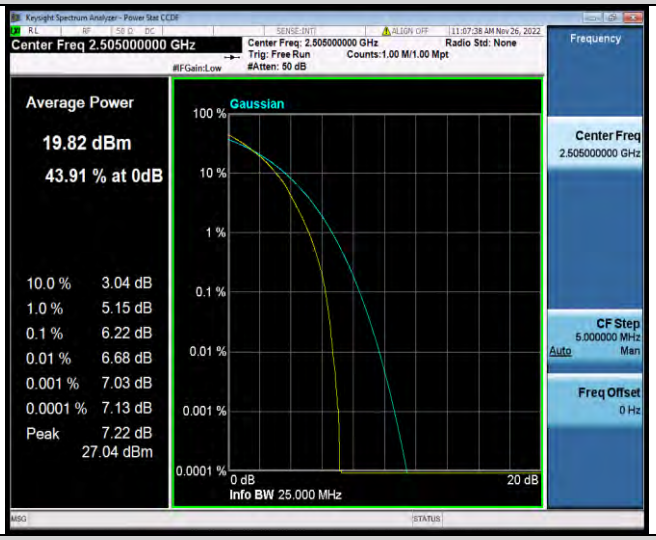

Band7-10MHz-64QAM-21100-1RB#0

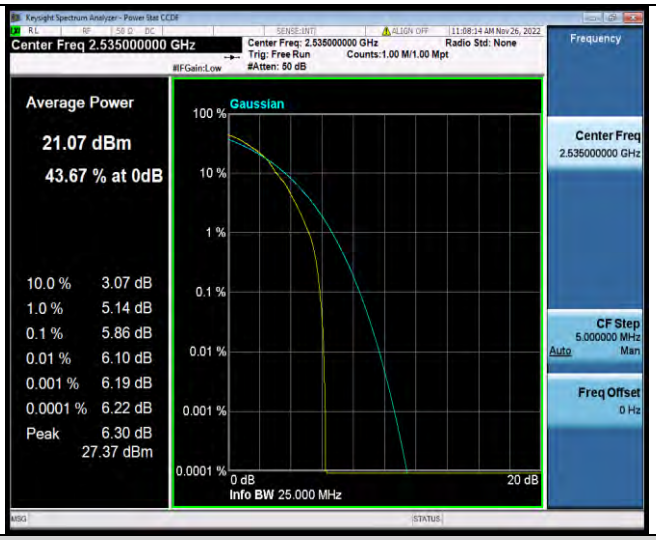

Band7-10MHz-64QAM-21100-50RB#0

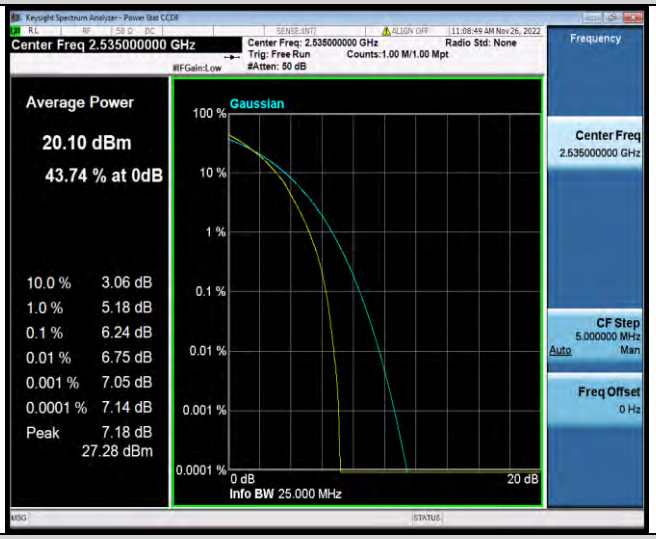

Band7-10MHz-64QAM-21400-1RB#0

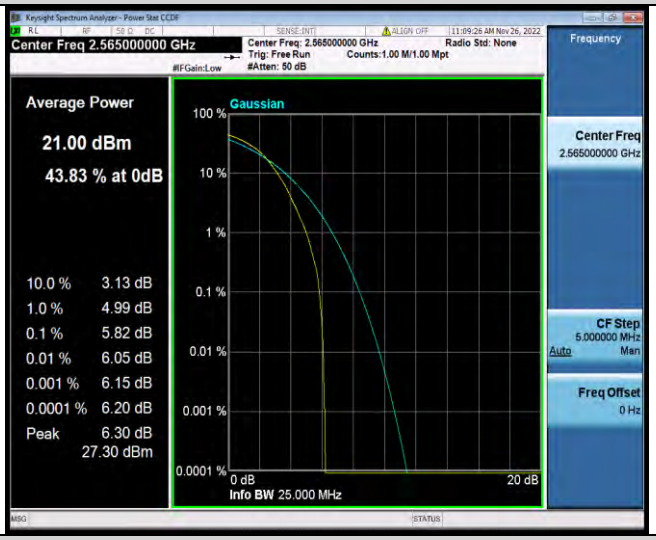

Band7-10MHz-64QAM-21400-50RB#0

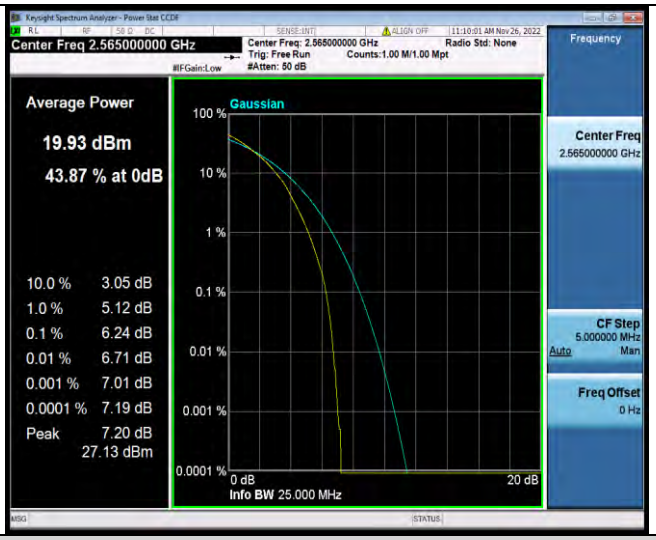

Band7-15MHz-QPSK-20825-1RB#0

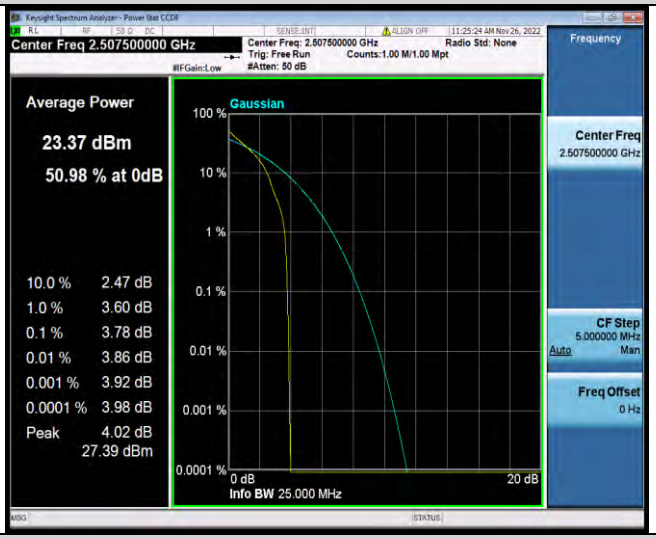

Band7-15MHz-QPSK-20825-75RB#0

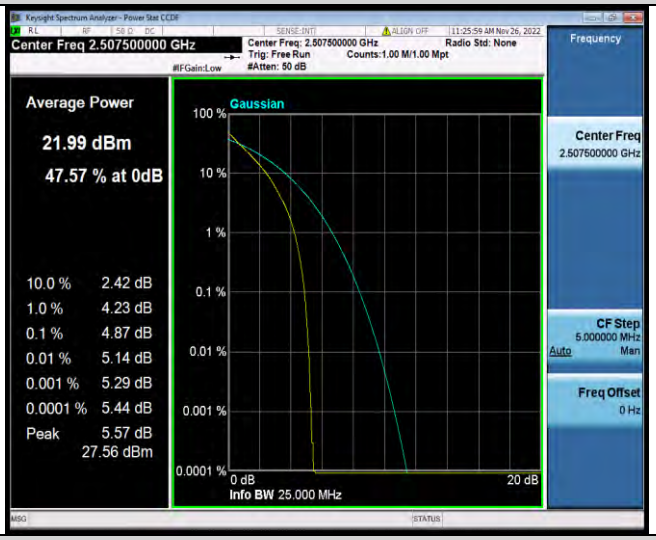

Band7-15MHz-QPSK-21100-1RB#0