RugGear®

RG850

Short guide

SIM/MICRO SD

1.

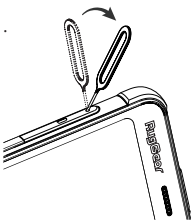

2.

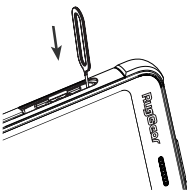

3.

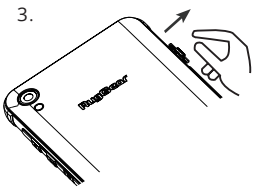

4.

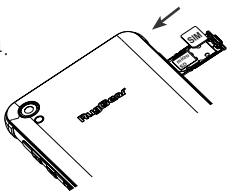

ENGLISH

KEYS AND SPECIAL FEATURES (see illustration on page 2)

1_EARPHONE JACK

2_SECONDARY MIC

3_VOLUME UP/DOWN

4_POWER KEY: Long press to power ON/OFF the device.
Short press to power ON/OFF the screen.

5_MAIN MICROPHONE

6_USB-C 2.0 PORT: For charging the phone and to connect to other devices with the included USB cable.

7_FRONT CAMERA

8_FRONT SPEAKER

9_SIM CARD TRAY

10_MAIN CAMERA

11_CAMERA FLASH / TORCH

1. INTRODUCTION

This document contains information and safety regulations which are to be observed without fail for safe operation of the device **RG850** under the described conditions. Non-observance of this information and instructions can have serious consequences and/or may violate regulations.
Please read the manual and these safety instructions before using the device. In case of any doubt, the English version shall apply.
The current EU-declaration of conformity, safety instructions and manuals can be found at **www.ruggear.com**, or requested from **Power Idea Technology (Shenzhen) Co., Ltd.**

2. RESERVATION

The content of this document is presented as it currently exists. **Power Idea Technology (Shenzhen) Co., Ltd.** does not provide any explicit or tacit guarantee for the accuracy or completeness of the content of this document, including, but not restricted to, the tacit guarantee of market suitability or fitness for a specific purpose unless applicable laws or court decisions make liability mandatory.
Power Idea Technology (Shenzhen) Co., Ltd. reserves the right to make changes to this document or to withdraw it any time without prior notice. Changes, errors and misprints may not be used as a basis for any claim for damages. All rights reserved.
Power Idea Technology (Shenzhen) Co., Ltd. cannot be held responsible for any data or other loss and direct or indirect damages caused by any improper use of this device.

3. EU-DECLARATION OF CONFORMITY

The EU-declaration of conformity can be found at the end of this manual.

4. FAULTS AND DAMAGES

If there is any reason to suspect that the safety of the device has been compromised, it must be withdrawn from use immediately. Measures must be taken to prevent any accidental restarting of the device. The safety of the device may be compromised, if, for example:
• Malfunctions occur.
• The housing of the device shows damage.
• The device has been exposed to excessive loads.
• The device has been stored improperly.
• Markings or labels on the device are illegible.
We recommend that a device displaying errors or in which an error is suspected be sent back to **Power Idea Technology (Shenzhen) Co., Ltd.** to be checked.

5. FURTHER SAFETY ADVICE

• Do not touch the screen of the device with sharp objects. Dust particles and nails may scratch the screen. Please maintain the screen clean. Remove dust on the screen with a soft cloth gently, and do not scratch the screen.
• Do not put the device in environments with excessive temperatures, as this

- Do not charge the device in environments with much dust or humidity.
- Do not use the device in areas where regulations or legislatives prohibit the use.
- Do not expose the device or charger to strong magnetic fields, such as are emitted from induction ovens or microwaves.
- Do not attempt to open or repair the device. Improper repair or opening can lead to the destruction of the device, fire or explosion. Only authorized personnel are allowed to repair the device.
- Only use accessories approved by **Power Idea Technology (Shenzhen) Co., Ltd.**
- Power off the device in hospitals or other places where the use of mobile phones is prohibited. This device may affect proper work of medical equipment, such as pacemakers. Always keep a distance of at least 15 cm between the device and these devices.
- Make sure the volume level is not set too high when plugging earphones and headphones to protect your hearing.
- Observe all corresponding laws that are in force in the respective countries regarding the use of devices while operating a vehicle.
- Please power off the device and disconnect the charging cable before cleaning the device.
- Do not use any chemical cleaning agents to clean the device or the charger. Use a damp and anti-static soft cloth for cleaning.
- Adapter shall be installed near the equipment and shall be easily accessible.
- The product shall only be connected to a USB interface of version USB2.0.
- Do not discard old and abandoned lithium batteries into the trash, send them to designated waste disposal locations.
- The user alone is responsible for any and all damages and liabilities caused by malware down-loaded when using the network or other data-exchange functions of the device. **Power Idea Technology (Shenzhen) Co., Ltd.** cannot be held responsible for any of those claims.

Warning

Power Idea Technology (Shenzhen) Co., Ltd. will not assume any liability for damages caused by disregarding any of these advices or by any inappropriate use of the device.

6. MAINTENANCE/REPAIR

Please note any legal requirements for periodic inspection. The device itself has no user-serviceable parts. It is recommended to perform inspections according to the safety regulations and advises. If there is a problem with the device, please contact your vendor or consult the service center. If your device is in need of repair, you can either contact the service center or your vendor.

7. BATTERY

The battery is not fully charged when the device is purchased, but it contains enough energy to power on the device. To obtain best battery performance and battery life, let the battery discharge completely before charging it completely for the first three charging cycles.

The device may only be charged at ambient temperatures in a range from +5°C ... +35°C. The phone's normal operating temperature is -20 °C to +55 °C. In order to ensure the normal phone functions, do not use this phone outside the temperature range.

Caution:

Risk of explosion if battery is replaced by an incorrect type. Dispose used batteries according to the instructions.

RG850 supports 5V/2A charging, using any higher charging current may damage your phone.

8. INSTALLATION OF THE NANO SIM CARD (see illustration on page 2)

The device has two slots for nano SIM cards. This is located on the left side of the unit. Use the ejector pin to access the SIM card slot until the SIM card tray ejects.

Warning

Do only change the SIM card when the device is switched off. Do not try to insert or remove the SIM card when any external power supply is connected, otherwise the SIM card may be damaged.

9. INSTALLATION OF THE MICROSD CARD (see illustration on page 2)

The device supports microSD card (up to 128GB). It located in the SIM card tray. SIM slot 2 can support either a microSD card or an additional SIM card. Example: one SIM card and microSD, or two SIM cards and no microSD.

Warning
Do only change the microSD card when the device is switched off. Do not try to insert or remove the microSD card when any external power supply is connected, otherwise the microSD card may be damaged.

10. RECYCLING
The crossed-out wheeled-bin symbol on your product, battery, literature, or packaging reminds you that all electrical and electronic products, batteries, and accumulators must be taken to separate collection at the end of their working life. This requirement applies in the European Union. Do not dispose of these products as unsorted municipal waste.
Always return your used electronic products, batteries, and packaging materials to dedicated collection points. This way you help prevent uncontrolled waste disposal and promote the recycling of materials.
More detailed information is available from the product retailer, local waste authorities, national producer responsibility organisations, or your local **Power Idea Technology (Shenzhen) Co., Ltd.** representative.

11. INFORMATION CONCERNING CE SAR CERTIFICATION
(Specific Absorption Rate)
The SAR limit of Europe is 2.0 W/kg. The device has also been tested against this SAR limit. The highest SAR value reported under this standard during product certification for use at the ear is 0.762 W/kg and when properly worn on the body is 1.027 W/kg. This device was tested for typical body-worn operations with the back of the handset kept 5mm from the body. The device complies with RF specifications when the device used at 5mm from your body. The use of belt clips, holsters and similar accessories should not contain metallic components in its assembly. The use of accessories that do not satisfy these requirements may not comply with RF exposure require- ments, and should be avoided.

12. FCC CAUTION
Any Changes or modifications not expressly approved by the party responsible for compliance could void the user's authority to operate the equipment.
This device complies with part 15 of the FCC Rules. Operation is subject to the following two conditions: (1) This device may not cause harmful interference, and (2) this device must accept any interference received, including interference that may cause undesired operation.
NOTE:
This equipment has been tested and found to comply with the limits for a Class B digital device, pursuant to part 15 of the FCC Rules. These limits are designed to provide reasonable protection against harmful interference in a residential installation. This equipment generates, uses and can radiate radio frequency energy and, if not installed and used in accordance with the instructions, may cause harmful interference to radio communications. However, there is no guarantee that interference will not occur in a particular installation. If this equipment does cause harmful interference to radio or television reception, which can be determined by turning the equipment off and on, the user is encouraged to try to correct the interference by one or more of the following measures:
—Reorient or relocate the receiving antenna.
—Increase the separation between the equipment and receiver.
—Connect the equipment into an outlet on a circuit different from that to which the receiver is connected.
—Consult the dealer or an experienced radio/TV technician for help.

SPECIFIC ABSORPTION RATE (SAR) INFORMATION
SAR tests are conducted using standard operating positions accepted by the FCC with the phone transmitting at its highest certified power level in all tested frequency bands, although the SAR is determined at the highest certified power level, the actual SAR level of the phone while operating can be well below the maximum value. Before a new model phone is a available for sale to the public, it must be tested and certified to the FCC that it does not exceed the exposure limit established by the FCC, tests for each phone are performed in positions and locations as required by the FCC.
For body worn operation, this model phone has been tested and meets the FCC RF exposure guidelines when used with an accessory designated for this product or when used with an accessory that contains no metal and that positions the handset a minimum of 1.0cm from the body. Non-compliance with the above

restrictions may result in violation of RF exposure guidelines

ISEDC WARNING

This device complies with ISEDC license-exempt RSS standard(s). Operation is subject to the following two conditions:

(1) this device may not cause interference, and

(2) this device must accept any interference, including interference that may cause undesired operation of the device.

Le présent appareil est conforme aux CNR d'ISEDC applicables aux appareils radio exempts de licence. L'exploitation est autorisée aux deux conditions suivantes :

(1) l'appareil nedoit pas produire de brouillage, et

(2) l'utilisateur de l'appareil doit accepter tout brouillage radioélectrique subi, même si le brouillage est susceptible d'en compromettre le fonctionnement

This Class B digital apparatus complies with Canadian ICES-003.

Cet appareil numérique de la classe B est conforme à la norme NMB-003 du Canada.

SAR tests are conducted using standard operating positions accepted by the ISEDC with the phone transmitting at its highest certified power level in all tested frequency bands, although the SAR is determined at the highest certified power level, the actual SAR level of the phone while operating can be well below the maximum value. Before a new model phone is a available for sale to the public, it must be tested and certified to the ISEDC that it does not exceed the exposure limit established by the ISEDC, tests for each phone are performed in positions and locations as required by the ISEDC.

For body worn operation, this model phone has been tested and meets the ISEDC RF exposure guidelines when used with an accessory designated for this product or when used with an accessory that contains no metal and that positions the handset a minimum of 1.0cm from the body. Non-compliance with the above restrictions may result in violation of RF exposure guidelines

Le présent appareil est conforme

Après examen de ce matériel aux conformité aux limites DAS et/ou aux limites d'intensité de champ RF, les utilisateurs peuvent sur l'exposition aux radiofréquences et la conformité and compliance d'acquérir les informations correspondantes.

13. TRADEMARKS

- Google™, Google Play and Android are trademarks of Google Inc.
- All other trademarks and copyrights are the properties of their respective owners.

gear
your
life.

Power Idea Technology (Shenzhen) Co., Ltd.

4th Floor, A Section, Languang Science&technology
Building, No.7 Xinxi RD, Hi-Tech Industrial Park North,
Nanshan District, ShenZhen, P.R.C.

www.RugGear.com