# Measurements Results

No.1-5618/22-01-10_Annex_MR

## Test logging

This document is electronically signed and valid without handwritten signature.
For verification of the electronic signatures, the public keys can be requested at the testing laboratory.

Document authorized:

cn=Marco Bertolino, o=CTC advanced GmbH, ou=BTL-211209, email=marco.bertolino@ctcadvanced.com, c=DE
2023.05.23 09:48:55 +02'00'

Marco Bertolino
Supervisor Radio Services
Radio Labs

Test/s performed:

cn=Andreas Kurzkurt, o=CTC advanced GmbH, ou=KZK-200114, email=Andreas.Kurzkurt@ctcadvanced.com, c=DE

Andreas Kurzkurt
Testing Manager
Radio Labs

# Table of Content


EUT Information 3
FCC 15.247 # Bandwidth 6dB DTS ~ WLAN2G4 b mode 4
FCC 15.247 # Peak psd DTS ~ WLAN2G4 b mode 6
FCC 15.247, ISED RSS247 # Bandwidth 99PCT and 20dB ~ WLAN2G4 b mode 8
FCC 15.247 # TX spurious conducted 20dBc ~ WLAN2G4 b mode 12
FCC 15.247 # Restricted band edge conducted avg DC corrected DTS (eirp) ~ WLAN2G4 b mode 15
FCC 15.247 # Peak output power PM DTS ~ WLAN2G4 b mode 18
FCC 15.247 # Bandwidth 6dB DTS ~ WLAN2G4 b mode 20
FCC 15.247 # Peak psd DTS ~ WLAN2G4 b mode 22
FCC 15.247, ISED RSS247 # Bandwidth 99PCT and 20dB ~ WLAN2G4 b mode 24
FCC 15.247 # TX spurious conducted 20dBc ~ WLAN2G4 b mode 28
FCC 15.247 # Peak output power PM DTS ~ WLAN2G4 b mode 31
FCC 15.247 # Bandwidth 6dB DTS ~ WLAN2G4 b mode 33
FCC 15.247 # Peak psd DTS ~ WLAN2G4 b mode 35
FCC 15.247, ISED RSS247 # Bandwidth 99PCT and 20dB ~ WLAN2G4 b mode 37
FCC 15.247 # TX spurious conducted 20dBc ~ WLAN2G4 b mode 41
FCC 15.247 # Restricted band edge conducted avg DC corrected DTS (eirp) ~ WLAN2G4 b mode 44
FCC 15.247 # Peak output power PM DTS ~ WLAN2G4 b mode 47

# EUT Information

## EUT DEFINITION

| | |
|---|---|
| Manufacturer | Teledyne Flir |
| Type | Flir-E1330 |
| Serial Number | Prot 2.12 |
| Setup Number | 1.0 |
| Version SW | NI |
| Version FW | NI |
| Version HW | NI |
| Comment 1 | |
| Comment 2 | |
| Temperature [°C] Min | -15 |
| Temperature [°C] Nom | 20 |
| Temperature [°C] Max | 40 |
| Voltage [V] Min | 3.3 |
| Voltage [V] Nom | 3.7 |
| Voltage [V] Max | 4.2 |

# FCC 15.247 # Bandwidth 6dB DTS ~ WLAN2G4 b mode

## Test References

| | |
|---|---|
| TC Start | 11.05.2023 11:14:59 |
| Ambit Temp [°C] \| Humidity [rel%] | 22.3 \| 44 |
| System Version | 4.0.1.0 |
| Test Specification | FCC 15.247 - |
| Test Method | |
| TC Version | 0.0.1 |
| My Description | FCC 15.247 Bandwidth 6dB DTS - WLAN2G4 b mode |
| Add. Information | |

## EUT Common Settings WLAN2G4

| | |
|---|---|
| Number of Antenna Ports | 1 |
| User Interaction | No |

## Test Parameter

| | |
|---|---|
| Technology to test | WLAN2G4 b mode |
| Antenna Port used | 1 |
| Temperature | nom |
| Voltage | nom |
| Frequency low to test | True \| Freq [MHz] 2412 |
| Frequency mid to test | False \| Freq [MHz] 2437 |
| Frequency high to test | False \| Freq [MHz] 2462 |
| Auto Control enabled Power Supply \| Climatic Box | No \| No |
| Additional Path Loss [dB] | 0 |
| Switched Path | EUT - SignalingUnit - SpectrumAnalyzer |

## Test Equipment

| |
|---|
| Signal analyzer,Rohde&Schwarz,FSV-40,1307.9002K40/101042,3.70 |
| Switch matrix,CTCadvanced,SPM-4 NI DAQ,28016133,NI |

## Test at TX 2412 MHz

RESULT: Reference Power cond.

| *Test Description* | *Lower Limit* | *Upper Limit* | *Measured* | *Unit* | *Verdict* |
|---|---|---|---|---|---|
| Ref. Power 1MHz/1MHz cond. | --- | --- | 9.67 | dBm | INFO |
| Ref. Frequency | --- | --- | 2413.200 | MHz | INFO |

READ SA SETTINGS:

| | |
|---|---|
| RefLevel [dBm] \| RefLevelOffset [dB] \| InpAtt [dB] | 14.67 \| 13.73 \| 20 |
| Start [MHz] \| Stop [MHz] | 2392.000 \| 2432.000 |
| RBW [MHz] \| VBW [MHz] | 0.100000 \| 0.300000 |
| Detector \| TraceMode | POS \| MAXH |
| Sweep: Time [ms] \| Count \| Points per Section \| Type | 50 \| 200 \| 10001 \| SWE |

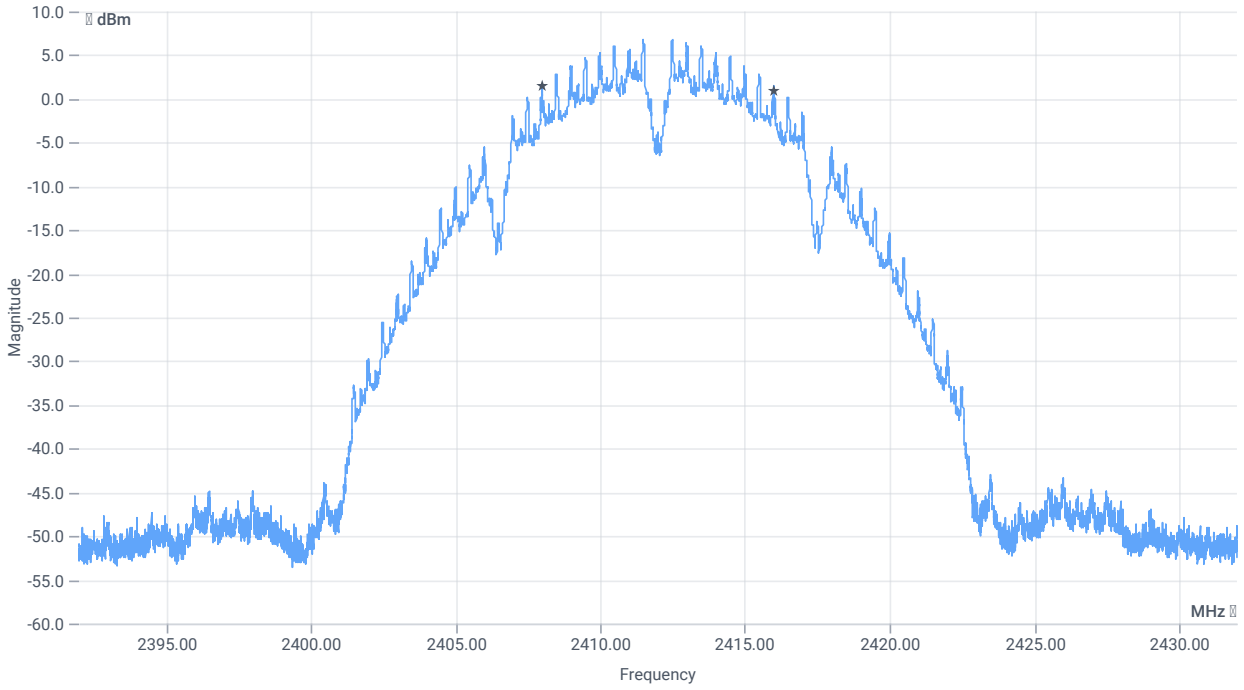


*BW 6dB*

RESULT

| *Test Description* | *Lower Limit* | *Upper Limit* | *Measured* | *Unit* | *Verdict* |
|---|---|---|---|---|---|
| DTS Bandwidth (6dB) | 500 | --- | 7996 | kHz | PASS |

| Verdict |
|---|
| PASS |

# FCC 15.247 # Peak psd DTS ~ WLAN2G4 b mode

## Test References

| | |
|---|---|
| TC Start | 11.05.2023 11:15:33 |
| Ambit Temp [°C] \| Humidity [rel%] | 22.3 \| 43 |
| System Version | 4.0.1.0 |
| Test Specification | FCC 15.247 - |
| Test Method | DTS: KDB 558074 D01 V05 - Chapter 8.4 DTS maximum power spectral density level in the fundamental emission |
| TC Version | 0.0.1 |
| My Description | FCC 15.247 Peak psd DTS - WLAN2G4 b mode |
| Add. Information | |

## EUT Common Settings WLAN2G4

| | |
|---|---|
| Number of Antenna Ports | 1 |
| User Interaction | No |

## Test Parameter

| | |
|---|---|
| Technology to test | WLAN2G4 b mode |
| Antenna Port used | 1 |
| Temperature | nom |
| Voltage | nom |
| Frequency low to test | True \| Freq [MHz] 2412 |
| Frequency mid to test | False \| Freq [MHz] 2437 |
| Frequency high to test | False \| Freq [MHz] 2462 |
| Auto Control enabled Power Supply \| Climatic Box | No \| No |
| Additional Path Loss [dB] | 0 |
| Switched Path | EUT - SignalingUnit - SpectrumAnalyzer |

## Test Equipment

| |
|---|
| Signal analyzer,Rohde&Schwarz,FSV-40,1307.9002K40/101042,3.70 |
| Switch matrix,CTCadvanced,SPM-4 NI DAQ,28016133,NI |

## Test at TX 2412 MHz

RESULT: Reference Power cond.

| *Test Description* | *Lower Limit* | *Upper Limit* | *Measured* | *Unit* | *Verdict* |
|---|---|---|---|---|---|
| Ref. Power 1MHz/1MHz cond. | --- | --- | 9.66 | dBm | INFO |
| Ref. Frequency | --- | --- | 2413.200 | MHz | INFO |

READ SA SETTINGS:

| | |
|---|---|
| RefLevel [dBm] \| RefLevelOffset [dB] \| InpAtt [dB] | 14.66 \| 13.73 \| 20 |
| Start [MHz] \| Stop [MHz] | 2397.000 \| 2427.000 |
| RBW [MHz] \| VBW [MHz] | 0.003000 \| 0.010000 |
| Detector \| TraceMode | POS \| MAXH |
| Sweep: Time [ms] \| Count \| Points per Section \| Type | 1000 \| 20 \| 1001 \| SWE |

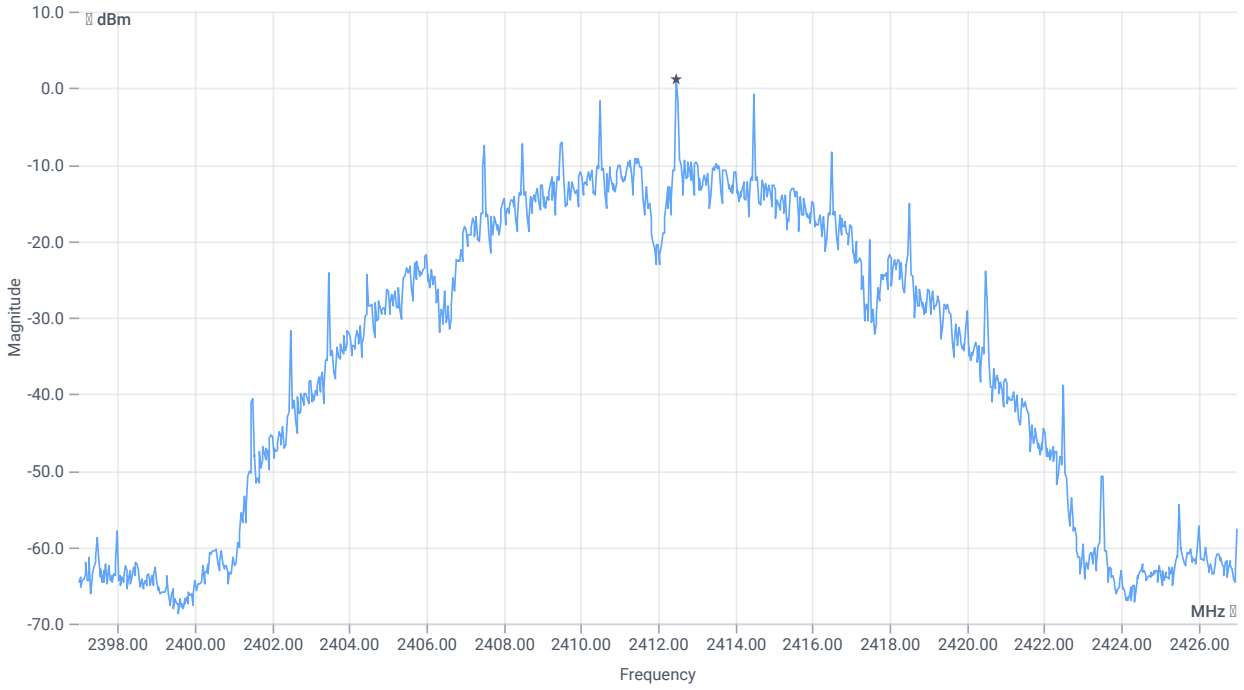


*Peak psd*

RESULT

| *Test Description* | *Lower Limit* | *Upper Limit* | *Measured* | *Unit* | *Verdict* |
|---|---|---|---|---|---|
| Peak psd | --- | 8 | 1.05 | dBm/3KHz | PASS |

| Verdict |
|---|
| PASS |

# FCC 15.247, ISED RSS247 # Bandwidth 99PCT and 20dB ~ WLAN2G4 b mode

## Test References

| | |
|---|---|
| TC Start | 11.05.2023 11:16:15 |
| Ambit Temp [°C] \| Humidity [rel%] | 22.3 \| 43 |
| System Version | 4.0.1.0 |
| Test Specification | FCC 15.247, ISED RSS247 - |
| Test Method | |
| TC Version | 0.0.2 |
| My Description | FCC 15.247 Bandwidth 99PCT-20dB DTS - WLAN2G4 b mode |
| Add. Information | |

## EUT Common Settings WLAN2G4

| | |
|---|---|
| Number of Antenna Ports | 1 |
| User Interaction | No |

## Test Parameter

| | |
|---|---|
| Technology to test | WLAN2G4 b mode |
| Antenna Port used | 1 |
| Temperature | nom |
| Voltage | nom |
| Frequency low to test | True \| Freq [MHz] 2412 |
| Frequency mid to test | False \| Freq [MHz] 2437 |
| Frequency high to test | False \| Freq [MHz] 2462 |
| Auto Control enabled Power Supply \| Climatic Box | No \| No |
| Additional Path Loss [dB] | 0 |
| Switched Path | EUT - SignalingUnit - SpectrumAnalyzer |

## Test Equipment

| |
|---|
| Signal analyzer,Rohde&Schwarz,FSV-40,1307.9002K40/101042,3.70 |
| Switch matrix,CTCadvanced,SPM-4 NI DAQ,28016133,NI |

## Test at TX 2412 MHz

RESULT: Reference Power cond.

| *Test Description* | *Lower Limit* | *Upper Limit* | *Measured* | *Unit* | *Verdict* |
|---|---|---|---|---|---|
| Ref. Power 1MHz/1MHz cond. | --- | --- | 9.66 | dBm | INFO |
| Ref. Frequency | --- | --- | 2413.200 | MHz | INFO |

READ SA SETTINGS:

| | |
|---|---|
| RefLevel [dBm] \| RefLevelOffset [dB] \| InpAtt [dB] | 14.66 \| 13.73 \| 20 |
| Start [MHz] \| Stop [MHz] | 2392.000 \| 2432.000 |
| RBW [MHz] \| VBW [MHz] | 0.500000 \| 2.000000 |
| Detector \| TraceMode | POS \| MAXH |
| Sweep: Time [ms] \| Count \| Points per Section \| Type | 50 \| 200 \| 10001 \| SWE |

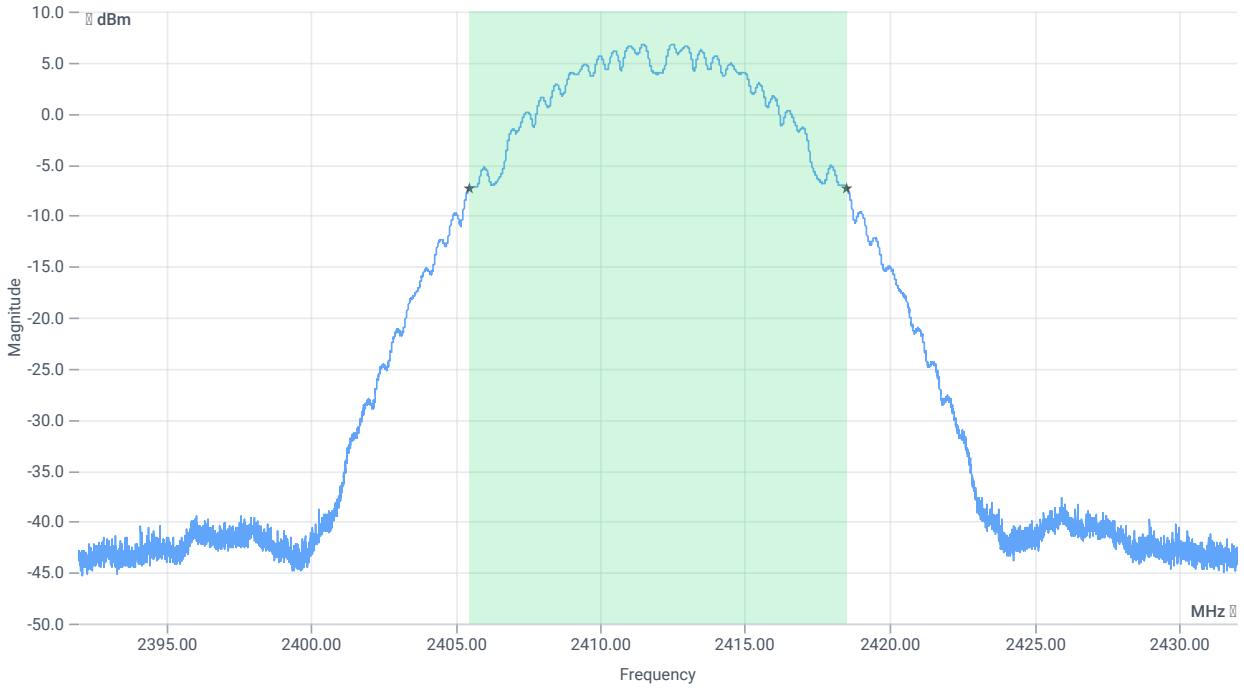


*BW 99PCT*

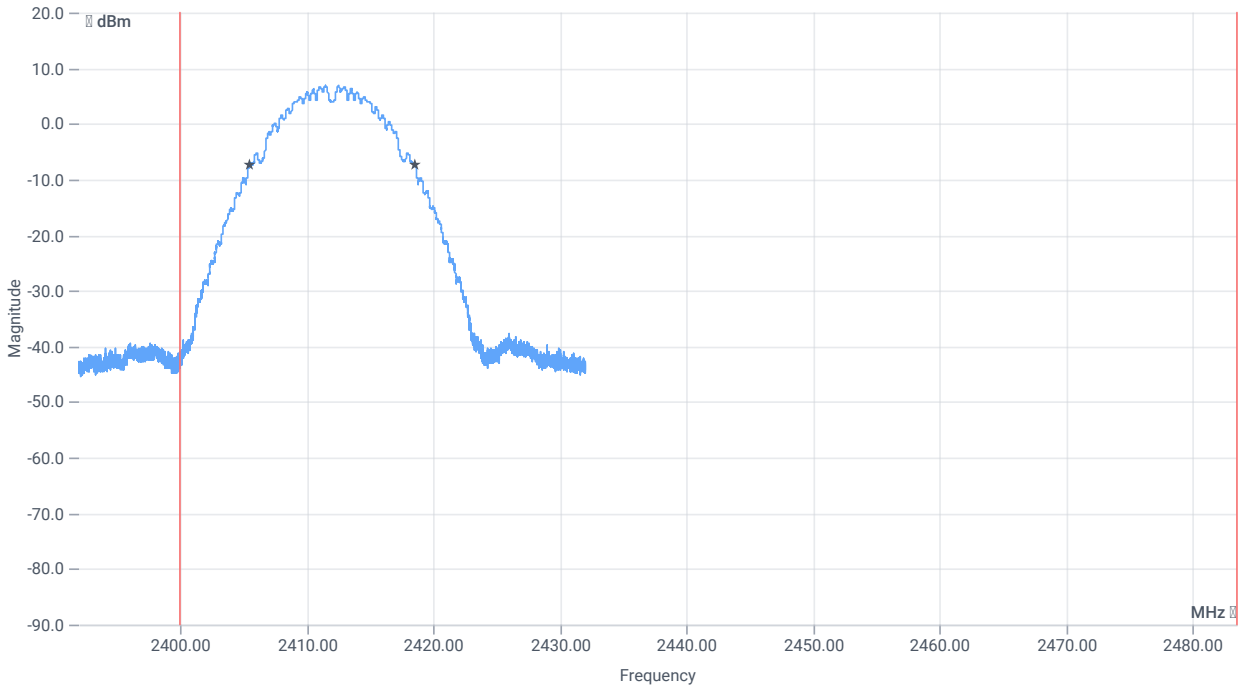


*BW within Band 99PCT*

## RESULT

| *Test Description* | *Lower Limit* | *Upper Limit* | *Measured* | *Unit* | *Verdict* |
|---|---|---|---|---|---|
| Bandwidth 99% | --- | --- | 13055.000 | kHz | INFO |
| T1 99% | 2400.000000 | --- | 2405.4847 | MHz | PASS |
| T2 99% | --- | 2483.500000 | 2418.5393 | MHz | PASS |

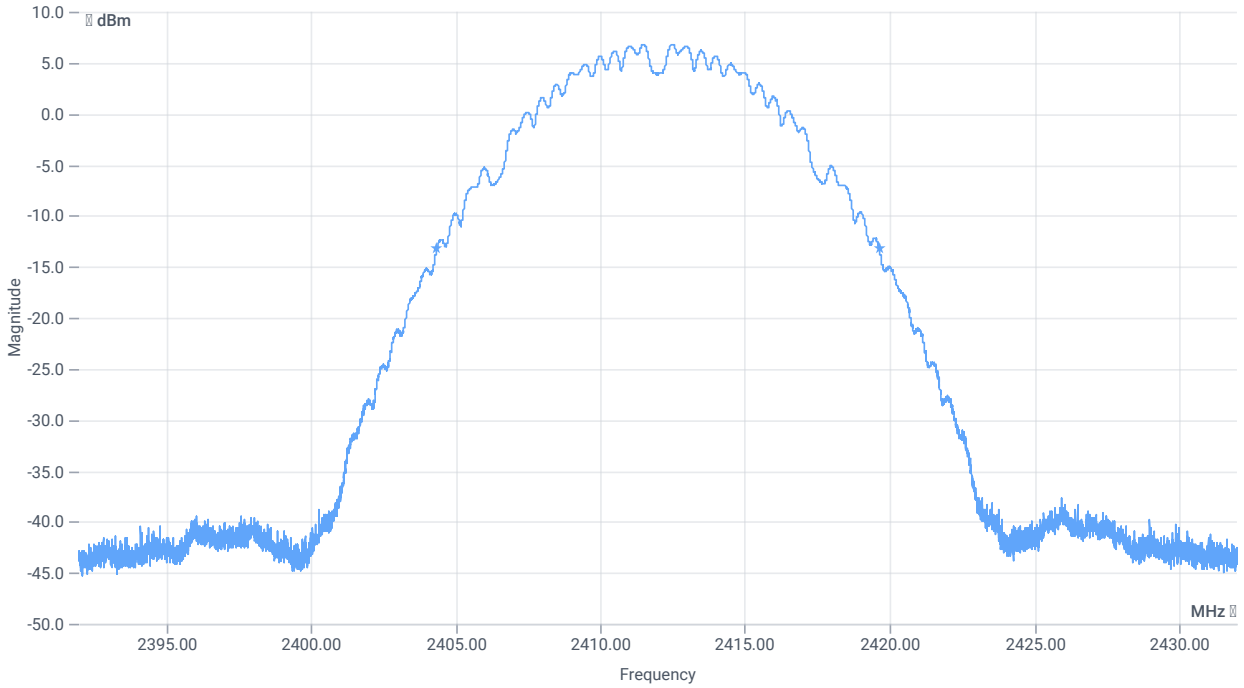

*BW 20dB*

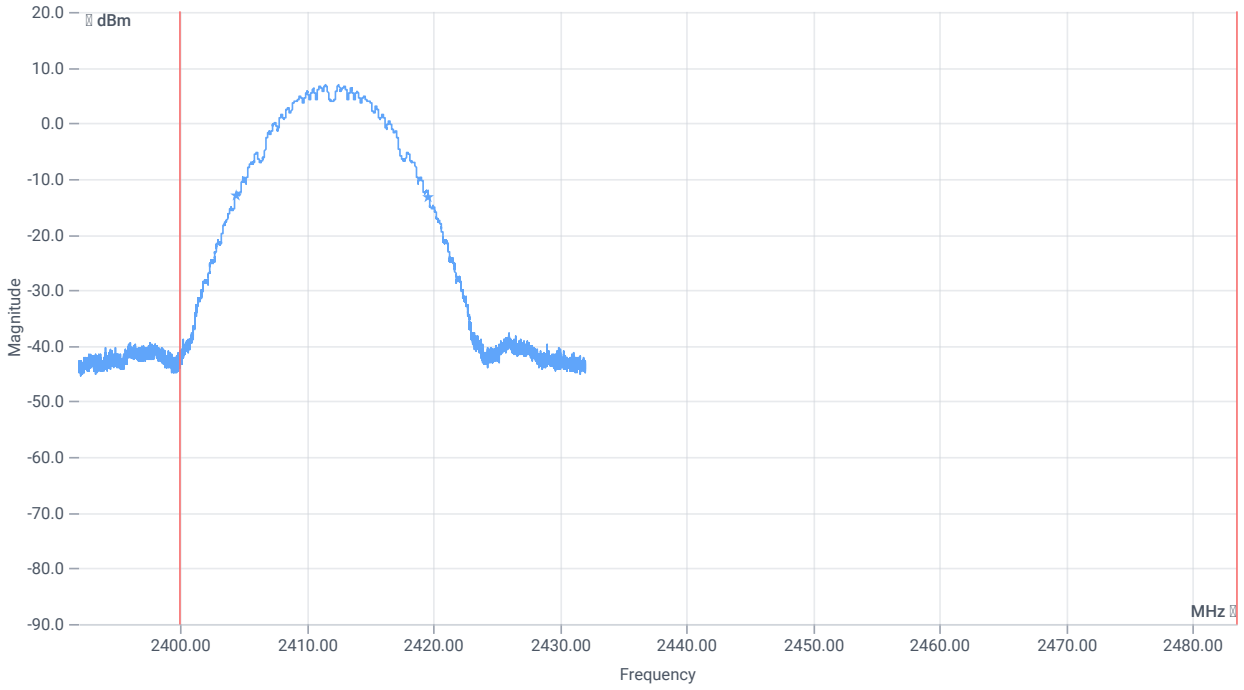


*BW within Band 20dB*

## RESULT

| *Test Description* | *Lower Limit* | *Upper Limit* | *Measured* | *Unit* | *Verdict* |
|---|---|---|---|---|---|
| Bandwidth 20dB | --- | --- | 15268 | kHz | INFO |
| T1 20DB | 2400.000000 | --- | 2404.3680 | MHz | PASS |
| T2 20dB | --- | 2483.500000 | 2419.6360 | MHz | PASS |

| Verdict |
|---|
| PASS |

# FCC 15.247 # TX spurious conducted 20dBc ~ WLAN2G4 b mode

## Test References

| | |
|---|---|
| TC Start | 11.05.2023 11:16:53 |
| Ambit Temp [°C] \| Humidity [rel%] | 22.3 \| 43 |
| System Version | 4.0.1.0 |
| Test Specification | FCC 15.247 - |
| Test Method | IF DTS then 8.5 DTS emissions in non-restricted frequency bands: Subclause 11.11 of ANSI C63.10 is applicable |
| TC Version | 0.0.1 |
| My Description | FCC 15.247 TX Emissions Conducted DTS - WLAN2G4 b mode |
| Add. Information | |

## EUT Common Settings WLAN2G4

| | |
|---|---|
| Number of Antenna Ports | 1 |
| User Interaction | No |

## Test Parameter

| | |
|---|---|
| Technology to test | WLAN2G4 b mode |
| Antenna Port used | 1 |
| Temperature | nom |
| Voltage | nom |
| Frequency low to test | True \| Freq [MHz] 2412 |
| Frequency mid to test | False \| Freq [MHz] 2437 |
| Frequency high to test | False \| Freq [MHz] 2462 |
| Auto Control enabled Power Supply \| Climatic Box | No \| No |
| Additional Path Loss [dB] | 0 |
| Switched Path | EUT - SignalingUnit - SpectrumAnalyzer |

## Test Equipment

| |
|---|
| Signal analyzer,Rohde&Schwarz,FSV-40,1307.9002K40/101042,3.70 |
| Switch matrix,CTCadvanced,SPM-4 NI DAQ,28016133,NI |

## Test at TX 2412 MHz

RESULT: Reference Power cond.

| *Test Description* | *Lower Limit* | *Upper Limit* | *Measured* | *Unit* | *Verdict* |
|---|---|---|---|---|---|
| Ref. Power 1MHz/1MHz cond. | --- | --- | 9.68 | dBm | INFO |
| Ref. Frequency | --- | --- | 2413.200 | MHz | INFO |

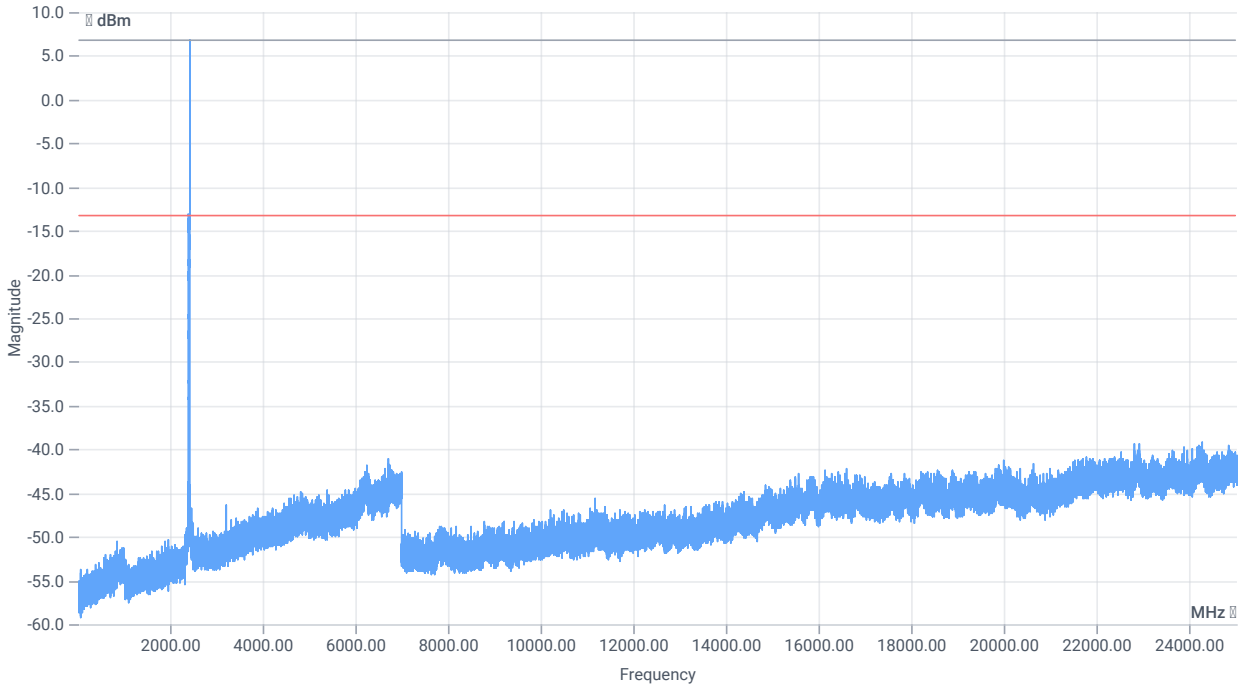


*TX emissions*

READ SA SETTINGS:

| | |
|---|---|
| RefLevel [dBm] \| RefLevelOffset [dB] \| InpAtt [dB] | 9.68 \| 0 \| 25 |
| Start [MHz] \| Stop [MHz] | 24530.000 \| 25030.000 |
| RBW [MHz] \| VBW [MHz] | 0.100000 \| 0.300000 |
| Detector \| TraceMode | POS \| MAXH |
| Sweep: Time [ms] \| Count \| Points per Section \| Type | 200 \| 25 \| 2001 \| SWE |

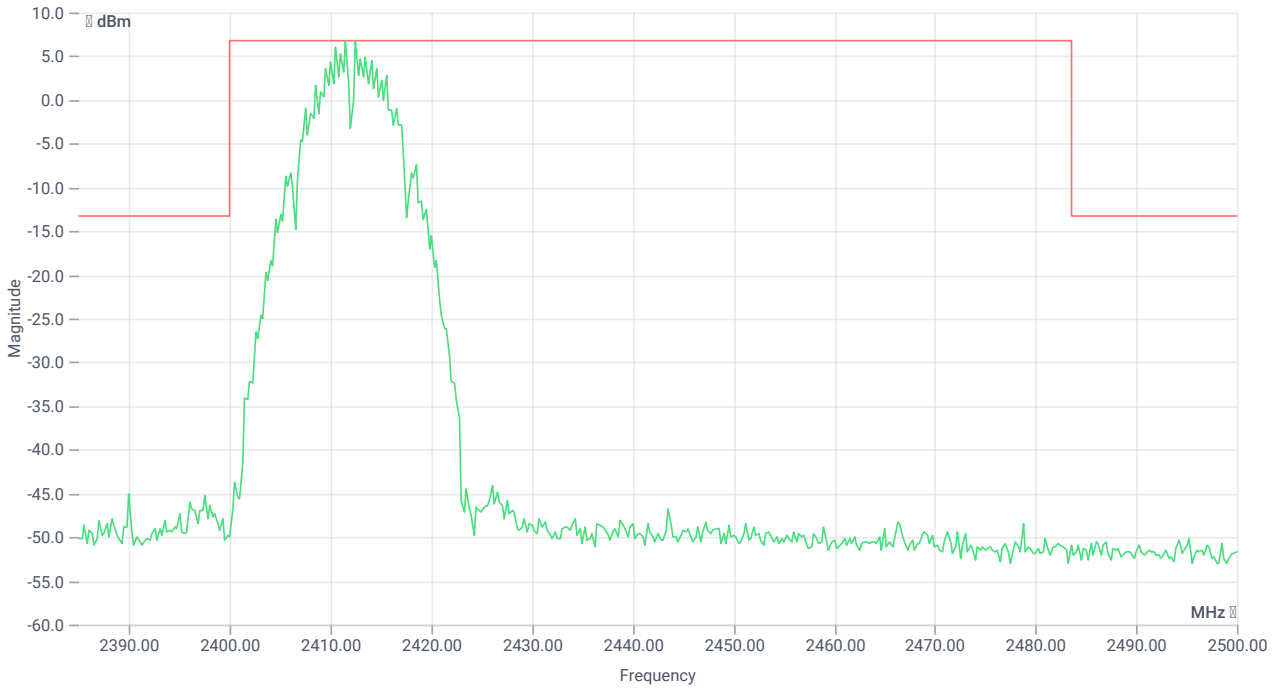


*TX emissions band zoomed*

## RESULT

| *Test Description* | *Lower Limit* | *Upper Limit* | *Measured* | *Unit* | *Verdict* |
|---|---|---|---|---|---|
| Reference @ 2411.50 MHz | --- | --- | 6.72 | dBm | INFO |
| No peaks detected | --- | --- | | | PASS |
| Lowest margin to limit 24283.5 MHz | 0 | --- | 25.92 | dB | INFO |

| Verdict |
|---|
| PASS |

# FCC 15.247 # Restricted band edge conducted avg DC corrected DTS (eirp) ~ WLAN2G4 b mode

## Test References

| | |
|---|---|
| TC Start | 11.05.2023 11:23:35 |
| Ambit Temp [°C] \| Humidity [rel%] | 22.3 \| 43 |
| System Version | 4.0.1.0 |
| Test Specification | FCC 15.247 - |
| Test Method | DTS: KDB 558074 D01 V05 - 8.7.3 Integration Method; ANSI C63.10-2013 11.13.3.4 Trace averaging across on- and off-times of the EUT transmissions followed by duty cycle correction |
| TC Version | 0.0.1 |
| My Description | FCC 15.247 Restricted Band Edge Cond. Avg DC corrected DTS - WLAN2G4 b mode |
| Add. Information | |

## EUT Common Settings WLAN2G4

| | |
|---|---|
| Number of Antenna Ports | 1 |
| User Interaction | No |

## Test Parameter

| | |
|---|---|
| Technology to test | WLAN2G4 b mode |
| Antenna Port used | 1 |
| Temperature | nom |
| Voltage | nom |
| Frequency low to test | True \| Freq [MHz] 2412 |
| Frequency mid to test | False \| Freq [MHz] 2437 |
| Frequency high to test | False \| Freq [MHz] 2462 |
| Auto Control enabled Power Supply \| Climatic Box | No \| No |
| Additional Path Loss [dB] | 0 |
| Switched Path | EUT - SignalingUnit - SpectrumAnalyzer |

## Test Equipment

| |
|---|
| Signal analyzer,Rohde&Schwarz,FSV-40,1307.9002K40/101042,3.70 |
| Switch matrix,CTCadvanced,SPM-4 NI DAQ,28016133,NI |

## Antenna Gain Table

| Freq [MHz] | Gain [dBi] |
|---|---|
| 2400 | 1.9 |
| 2480 | 1.9 |

## Test at TX 2412 MHz

RESULT: Reference Power cond.

| *Test Description* | *Lower Limit* | *Upper Limit* | *Measured* | *Unit* | *Verdict* |
|---|---|---|---|---|---|
| Ref. Power 1MHz/1MHz cond. | --- | --- | 9.77 | dBm | INFO |
| Ref. Frequency | --- | --- | 2413.200 | MHz | INFO |

### Evaluation max. Duty Cycle

Duty Cycle evaluation

| *Test Description* | *Lower Limit* | *Upper Limit* | *Measured* | *Unit* | *Verdict* |
|---|---|---|---|---|---|
| Result Summary | | | | | |
| Number of detected Bursts:7 | | | | | |
| Duty Cycle (Burst Ratio) max | --- | --- | 0.99 | --- | INFO |
| Duty Cycle max | --- | --- | 0.044 | dB | INFO |
| Duty Cycle (Burst Ratio) min | --- | --- | 0.986 | --- | INFO |
| Duty Cycle min | --- | --- | 0.061 | dB | INFO |
| Max TX Burst Length | --- | --- | 12.325 | ms | INFO |
| Min Gap Length | --- | --- | 0.125 | ms | INFO |
| Max Gap Length | --- | --- | 0.175 | ms | INFO |

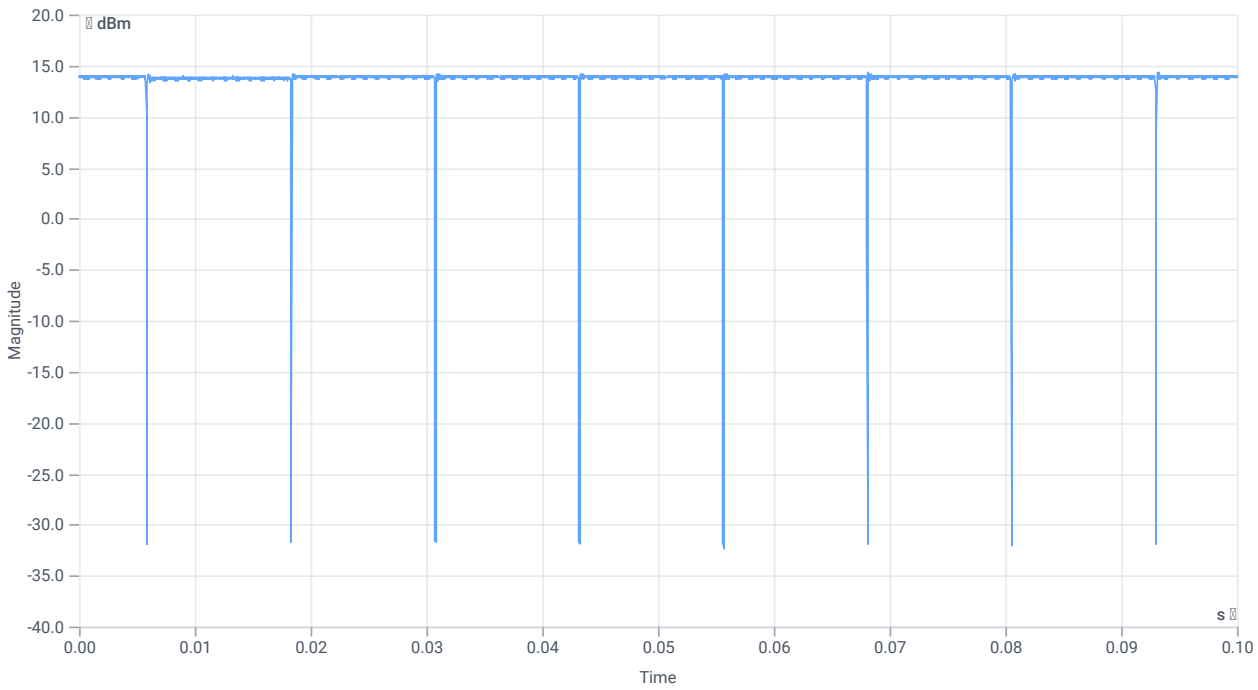


*Duty cycle*

### Band Edge conducted

## READ SA SETTINGS:

| | |
|---|---|
| RefLevel [dBm] \| RefLevelOffset [dB] \| InpAtt [dB] | 19.77 \| 13.73 \| 25 |
| Start [MHz] \| Stop [MHz] | 2388.500 \| 2390.500 |
| RBW [MHz] \| VBW [MHz] | 0.100000 \| 0.500000 |
| Detector \| TraceMode | RMS \| AVER |
| Sweep: Time [ms] \| Count \| Points per Section \| Type | 32 \| 300 \| 32000 \| SWE |

## Antenna Gain

| | |
|---|---|
| Considered Antenna Gain: [dBi]: | 1.9 @ 2390MHz |

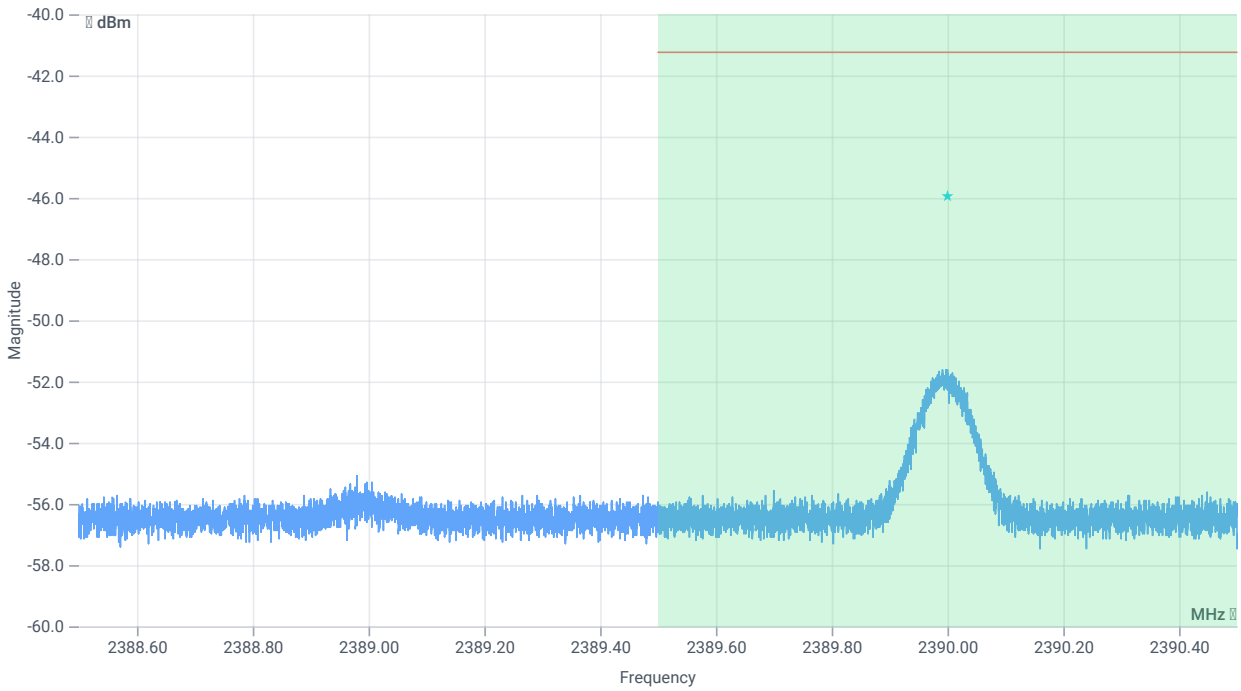


*Restricted band edge*

## RESULT

| *Test Description* | *Lower Limit* | *Upper Limit* | *Measured* | *Unit* | *Verdict* |
|---|---|---|---|---|---|
| Duty Cylce worst case | --- | --- | 0.06 | dB | INFO |
| Band Power Avg | --- | --- | -45.98 | dBm | INFO |
| Band Power Avg DC corrected | --- | -41.23 | -45.92 | dBm | PASS |

| Verdict |
|---|
| PASS |

# FCC 15.247 # Peak output power PM DTS ~ WLAN2G4 b mode

## Test References

| | |
|---|---|
| TC Start | 11.05.2023 11:24:16 |
| Ambit Temp [°C] \| Humidity [rel%] | 22.3 \| 43 |
| System Version | 4.0.1.0 |
| Test Specification | FCC 15.247 - |
| Test Method | DTS: KDB 558074 D01 V05 - Chapter 8.3.1.3 PKPM1 Peak-reading Power Meter Method |
| TC Version | 0.0.1 |
| My Description | FCC 15.247 Peak output power PM DTS - WLAN2G4 b mode |
| Add. Information | |

## EUT Common Settings WLAN2G4

| | |
|---|---|
| Number of Antenna Ports | 1 |
| User Interaction | No |

## Test Parameter

| | |
|---|---|
| Technology to test | WLAN2G4 b mode |
| Antenna Port used | 1 |
| Temperature | nom |
| Voltage | nom |
| Frequency low to test | True \| Freq [MHz] 2412 |
| Frequency mid to test | False \| Freq [MHz] 2437 |
| Frequency high to test | False \| Freq [MHz] 2462 |
| Auto Control enabled Power Supply \| Climatic Box | No \| No |
| Additional Path Loss [dB] | 0 |
| Switched Path | EUT - SignalingUnit - PowerMeter |

## Test Equipment

| |
|---|
| Switch matrix,CTCadvanced,SPM-4 NI DAQ,28016133,NI |
| Power sensor,Keysight Technologies,U2021XA,MY59190010,A.04.06 |

## Test at TX 2412 MHz

RESULT

| *Test description* | *Lower Limit* | *Upper Limit* | *Measured* | *Unit* | *Verdict* |
|---|---|---|---|---|---|
| Peak power | --- | 30 | 18.73 | dBm | PASS |

| Verdict |
|---|
| PASS |

# FCC 15.247 # Bandwidth 6dB DTS ~ WLAN2G4 b mode

## Test References

| | |
|---|---|
| TC Start | 11.05.2023 11:26:00 |
| Ambit Temp [°C] \| Humidity [rel%] | 22.3 \| 43 |
| System Version | 4.0.1.0 |
| Test Specification | FCC 15.247 - |
| Test Method | |
| TC Version | 0.0.1 |
| My Description | FCC 15.247 Bandwidth 6dB DTS - WLAN2G4 b mode |
| Add. Information | |

## EUT Common Settings WLAN2G4

| | |
|---|---|
| Number of Antenna Ports | 1 |
| User Interaction | No |

## Test Parameter

| | |
|---|---|
| Technology to test | WLAN2G4 b mode |
| Antenna Port used | 1 |
| Temperature | nom |
| Voltage | nom |
| Frequency low to test | False \| Freq [MHz] 2412 |
| Frequency mid to test | True \| Freq [MHz] 2437 |
| Frequency high to test | False \| Freq [MHz] 2462 |
| Auto Control enabled Power Supply \| Climatic Box | No \| No |
| Additional Path Loss [dB] | 0 |
| Switched Path | EUT - SignalingUnit - SpectrumAnalyzer |

## Test Equipment

| |
|---|
| Signal analyzer,Rohde&Schwarz,FSV-40,1307.9002K40/101042,3.70 |
| Switch matrix,CTCadvanced,SPM-4 NI DAQ,28016133,NI |

## Test at TX 2437 MHz

RESULT: Reference Power cond.

| *Test Description* | *Lower Limit* | *Upper Limit* | *Measured* | *Unit* | *Verdict* |
|---|---|---|---|---|---|
| Ref. Power 1MHz/1MHz cond. | --- | --- | 9.98 | dBm | INFO |
| Ref. Frequency | --- | --- | 2438.200 | MHz | INFO |

READ SA SETTINGS:

| | |
|---|---|
| RefLevel [dBm] \| RefLevelOffset [dB] \| InpAtt [dB] | 14.98 \| 13.5 \| 20 |
| Start [MHz] \| Stop [MHz] | 2417.000 \| 2457.000 |
| RBW [MHz] \| VBW [MHz] | 0.100000 \| 0.300000 |
| Detector \| TraceMode | POS \| MAXH |
| Sweep: Time [ms] \| Count \| Points per Section \| Type | 50 \| 200 \| 10001 \| SWE |

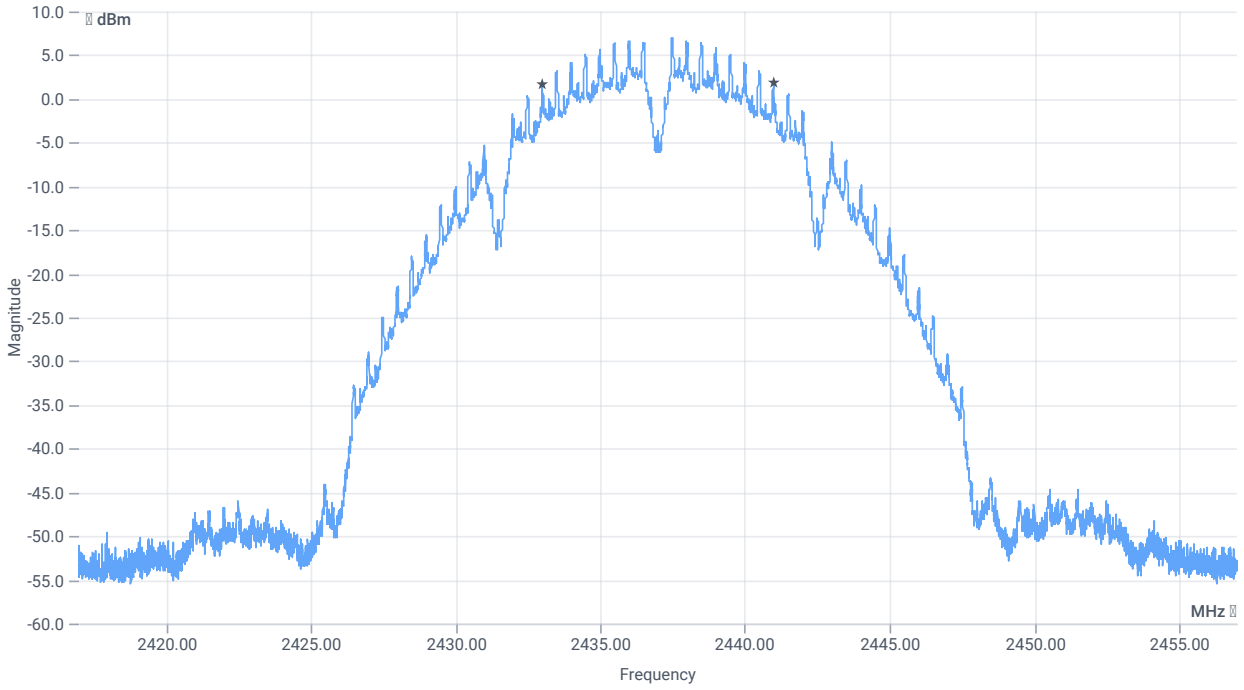


*BW 6dB*

RESULT

| *Test Description* | *Lower Limit* | *Upper Limit* | *Measured* | *Unit* | *Verdict* |
|---|---|---|---|---|---|
| DTS Bandwidth (6dB) | 500 | --- | 8004 | kHz | PASS |

| Verdict |
|---|
| PASS |

# FCC 15.247 # Peak psd DTS ~ WLAN2G4 b mode

## Test References

| | |
|---|---|
| TC Start | 11.05.2023 11:26:34 |
| Ambit Temp [°C] \| Humidity [rel%] | 22.3 \| 43 |
| System Version | 4.0.1.0 |
| Test Specification | FCC 15.247 - |
| Test Method | DTS: KDB 558074 D01 V05 - Chapter 8.4 DTS maximum power spectral density level in the fundamental emission |
| TC Version | 0.0.1 |
| My Description | FCC 15.247 Peak psd DTS - WLAN2G4 b mode |
| Add. Information | |

## EUT Common Settings WLAN2G4

| | |
|---|---|
| Number of Antenna Ports | 1 |
| User Interaction | No |

## Test Parameter

| | |
|---|---|
| Technology to test | WLAN2G4 b mode |
| Antenna Port used | 1 |
| Temperature | nom |
| Voltage | nom |
| Frequency low to test | False \| Freq [MHz] 2412 |
| Frequency mid to test | True \| Freq [MHz] 2437 |
| Frequency high to test | False \| Freq [MHz] 2462 |
| Auto Control enabled Power Supply \| Climatic Box | No \| No |
| Additional Path Loss [dB] | 0 |
| Switched Path | EUT - SignalingUnit - SpectrumAnalyzer |

## Test Equipment

| |
|---|
| Signal analyzer,Rohde&Schwarz,FSV-40,1307.9002K40/101042,3.70 |
| Switch matrix,CTCadvanced,SPM-4 NI DAQ,28016133,NI |

## Test at TX 2437 MHz

RESULT: Reference Power cond.

| *Test Description* | *Lower Limit* | *Upper Limit* | *Measured* | *Unit* | *Verdict* |
|---|---|---|---|---|---|
| Ref. Power 1MHz/1MHz cond. | --- | --- | 9.96 | dBm | INFO |
| Ref. Frequency | --- | --- | 2438.200 | MHz | INFO |

READ SA SETTINGS:

| | |
|---|---|
| RefLevel [dBm] \| RefLevelOffset [dB] \| InpAtt [dB] | 14.96 \| 13.5 \| 20 |
| Start [MHz] \| Stop [MHz] | 2422.000 \| 2452.000 |
| RBW [MHz] \| VBW [MHz] | 0.003000 \| 0.010000 |
| Detector \| TraceMode | POS \| MAXH |
| Sweep: Time [ms] \| Count \| Points per Section \| Type | 1000 \| 20 \| 1001 \| SWE |

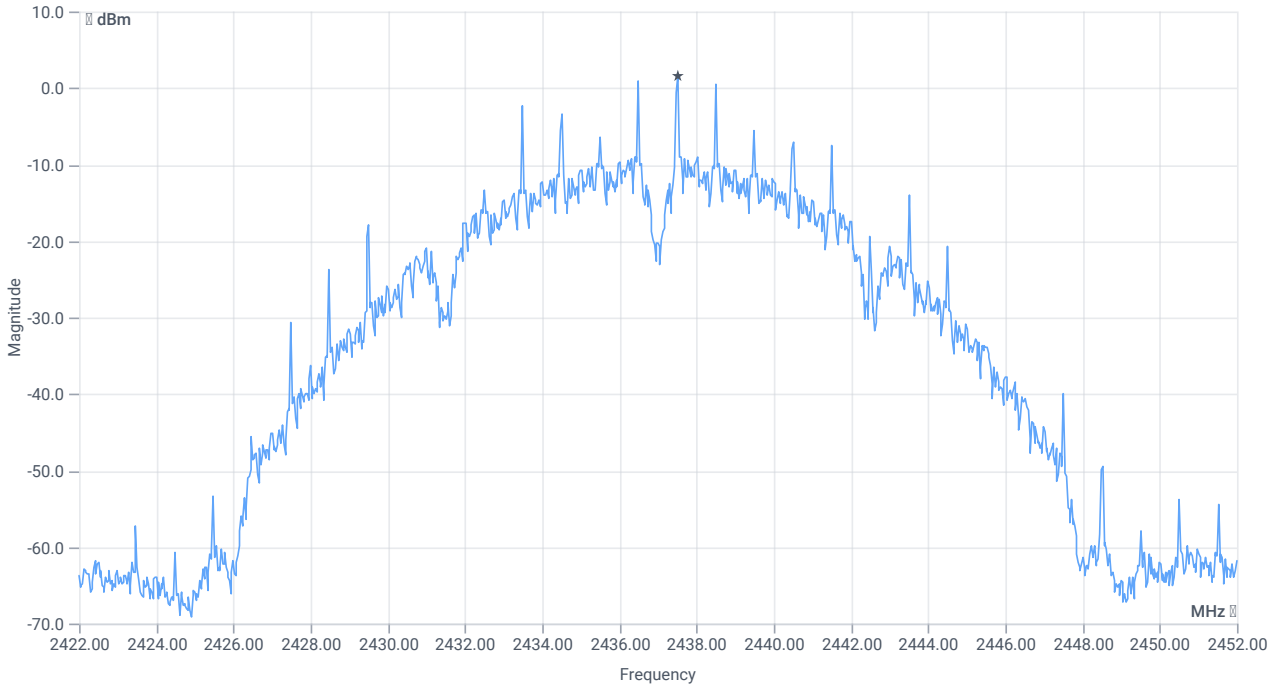


*Peak psd*

RESULT

| *Test Description* | *Lower Limit* | *Upper Limit* | *Measured* | *Unit* | *Verdict* |
|---|---|---|---|---|---|
| Peak psd | --- | 8 | 1.52 | dBm/3KHz | PASS |

| Verdict |
|---|
| PASS |

# FCC 15.247, ISED RSS247 # Bandwidth 99PCT and 20dB ~ WLAN2G4 b mode

## Test References

| | |
|---|---|
| TC Start | 11.05.2023 11:27:15 |
| Ambit Temp [°C] \| Humidity [rel%] | 22.3 \| 43 |
| System Version | 4.0.1.0 |
| Test Specification | FCC 15.247, ISED RSS247 - |
| Test Method | |
| TC Version | 0.0.2 |
| My Description | FCC 15.247 Bandwidth 99PCT-20dB DTS - WLAN2G4 b mode |
| Add. Information | |

## EUT Common Settings WLAN2G4

| | |
|---|---|
| Number of Antenna Ports | 1 |
| User Interaction | No |

## Test Parameter

| | |
|---|---|
| Technology to test | WLAN2G4 b mode |
| Antenna Port used | 1 |
| Temperature | nom |
| Voltage | nom |
| Frequency low to test | False \| Freq [MHz] 2412 |
| Frequency mid to test | True \| Freq [MHz] 2437 |
| Frequency high to test | False \| Freq [MHz] 2462 |
| Auto Control enabled Power Supply \| Climatic Box | No \| No |
| Additional Path Loss [dB] | 0 |
| Switched Path | EUT - SignalingUnit - SpectrumAnalyzer |

## Test Equipment

| |
|---|
| Signal analyzer,Rohde&Schwarz,FSV-40,1307.9002K40/101042,3.70 |
| Switch matrix,CTCadvanced,SPM-4 NI DAQ,28016133,NI |

## Test at TX 2437 MHz

RESULT: Reference Power cond.

| *Test Description* | *Lower Limit* | *Upper Limit* | *Measured* | *Unit* | *Verdict* |
|---|---|---|---|---|---|
| Ref. Power 1MHz/1MHz cond. | --- | --- | 9.95 | dBm | INFO |
| Ref. Frequency | --- | --- | 2438.200 | MHz | INFO |

READ SA SETTINGS:

| | |
|---|---|
| RefLevel [dBm] \| RefLevelOffset [dB] \| InpAtt [dB] | 14.95 \| 13.5 \| 20 |
| Start [MHz] \| Stop [MHz] | 2417.000 \| 2457.000 |
| RBW [MHz] \| VBW [MHz] | 0.500000 \| 2.000000 |
| Detector \| TraceMode | POS \| MAXH |
| Sweep: Time [ms] \| Count \| Points per Section \| Type | 50 \| 200 \| 10001 \| SWE |

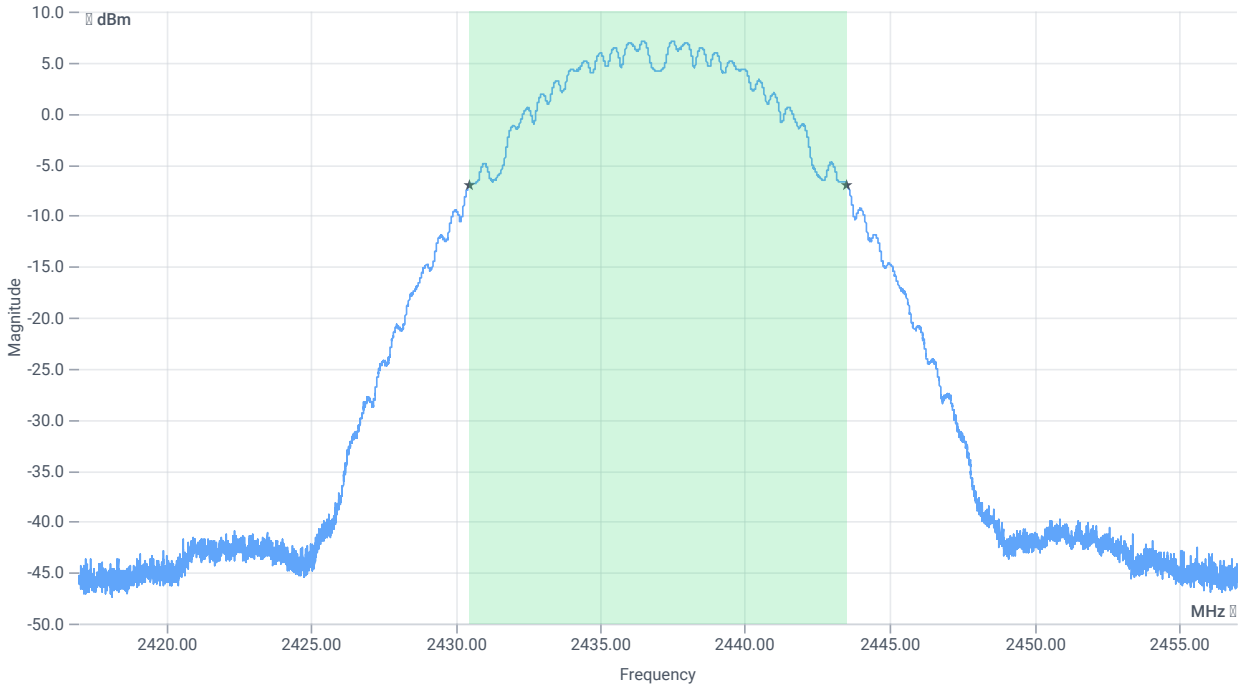


*BW 99PCT*

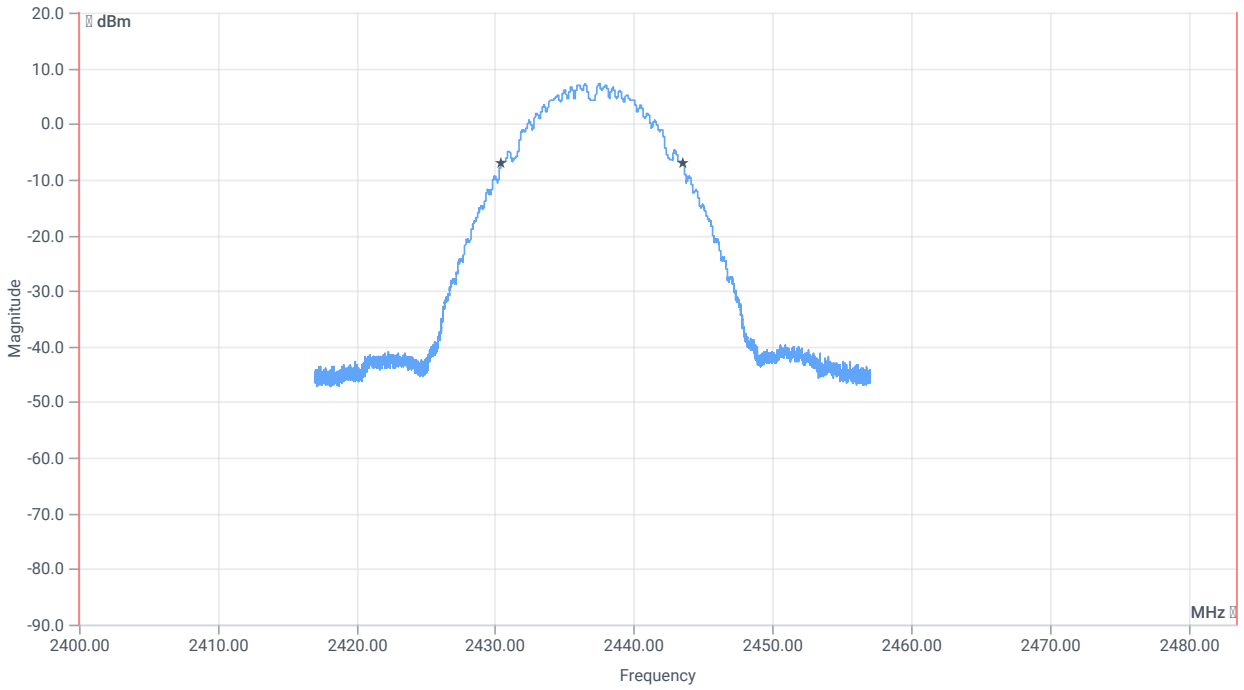


*BW within Band 99PCT*

## RESULT

| *Test Description* | *Lower Limit* | *Upper Limit* | *Measured* | *Unit* | *Verdict* |
|---|---|---|---|---|---|
| Bandwidth 99% | --- | --- | 13063.000 | kHz | INFO |
| T1 99% | 2400.000000 | --- | 2430.4767 | MHz | PASS |
| T2 99% | --- | 2483.500000 | 2443.5393 | MHz | PASS |

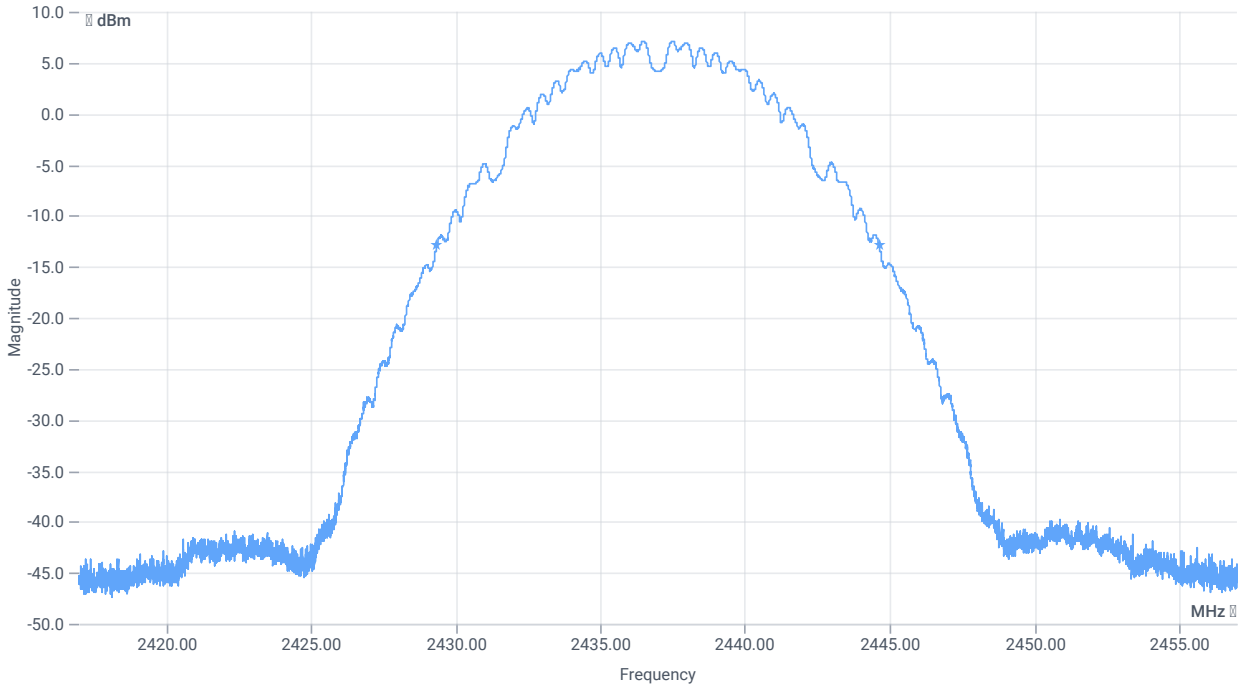

*BW 20dB*

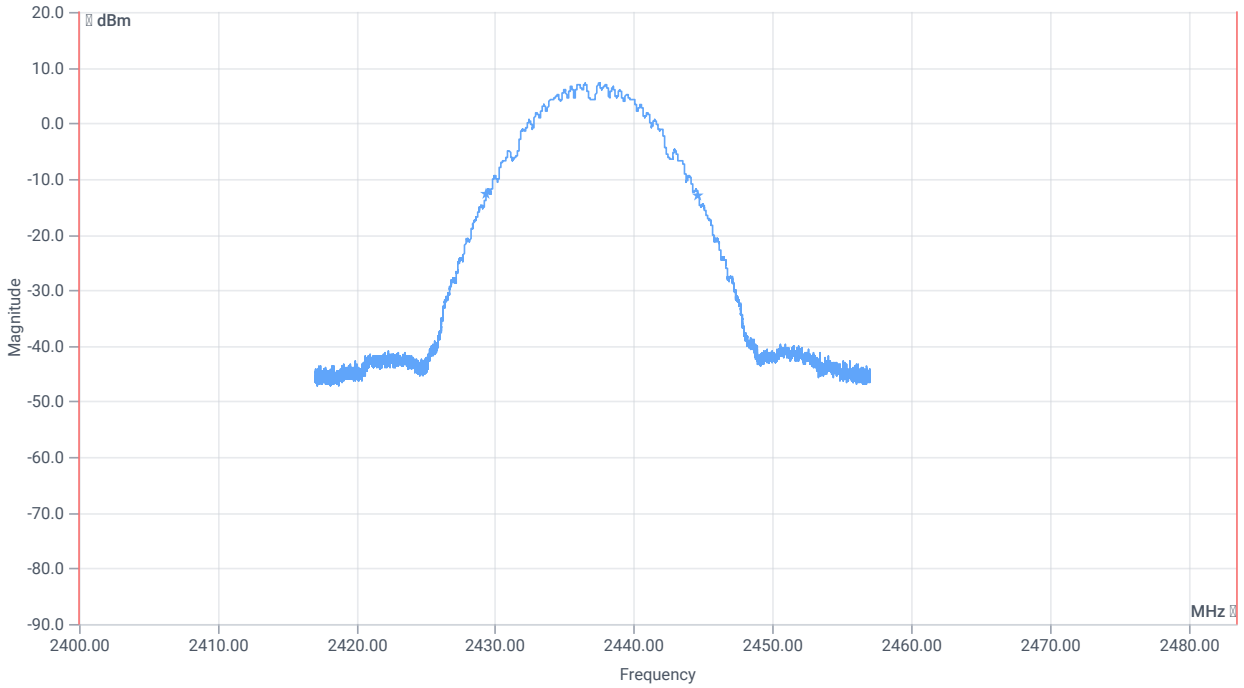


*BW within Band 20dB*

## RESULT

| *Test Description* | *Lower Limit* | *Upper Limit* | *Measured* | *Unit* | *Verdict* |
|---|---|---|---|---|---|
| Bandwidth 20dB | --- | --- | 15280 | kHz | INFO |
| T1 20DB | 2400.000000 | --- | 2429.3600 | MHz | PASS |
| T2 20dB | --- | 2483.500000 | 2444.6400 | MHz | PASS |

| Verdict |
|---|
| PASS |

# FCC 15.247 # TX spurious conducted 20dBc ~ WLAN2G4 b mode

## Test References

| | |
|---|---|
| TC Start | 11.05.2023 11:27:52 |
| Ambit Temp [°C] \| Humidity [rel%] | 22.3 \| 43 |
| System Version | 4.0.1.0 |
| Test Specification | FCC 15.247 - |
| Test Method | IF DTS then 8.5 DTS emissions in non-restricted frequency bands: Subclause 11.11 of ANSI C63.10 is applicable |
| TC Version | 0.0.1 |
| My Description | FCC 15.247 TX Emissions Conducted DTS - WLAN2G4 b mode |
| Add. Information | |

## EUT Common Settings WLAN2G4

| | |
|---|---|
| Number of Antenna Ports | 1 |
| User Interaction | No |

## Test Parameter

| | |
|---|---|
| Technology to test | WLAN2G4 b mode |
| Antenna Port used | 1 |
| Temperature | nom |
| Voltage | nom |
| Frequency low to test | False \| Freq [MHz] 2412 |
| Frequency mid to test | True \| Freq [MHz] 2437 |
| Frequency high to test | False \| Freq [MHz] 2462 |
| Auto Control enabled Power Supply \| Climatic Box | No \| No |
| Additional Path Loss [dB] | 0 |
| Switched Path | EUT - SignalingUnit - SpectrumAnalyzer |

## Test Equipment

| |
|---|
| Signal analyzer,Rohde&Schwarz,FSV-40,1307.9002K40/101042,3.70 |
| Switch matrix,CTCadvanced,SPM-4 NI DAQ,28016133,NI |

## Test at TX 2437 MHz

RESULT: Reference Power cond.

| *Test Description* | *Lower Limit* | *Upper Limit* | *Measured* | *Unit* | *Verdict* |
|---|---|---|---|---|---|
| Ref. Power 1MHz/1MHz cond. | --- | --- | 9.92 | dBm | INFO |
| Ref. Frequency | --- | --- | 2438.200 | MHz | INFO |

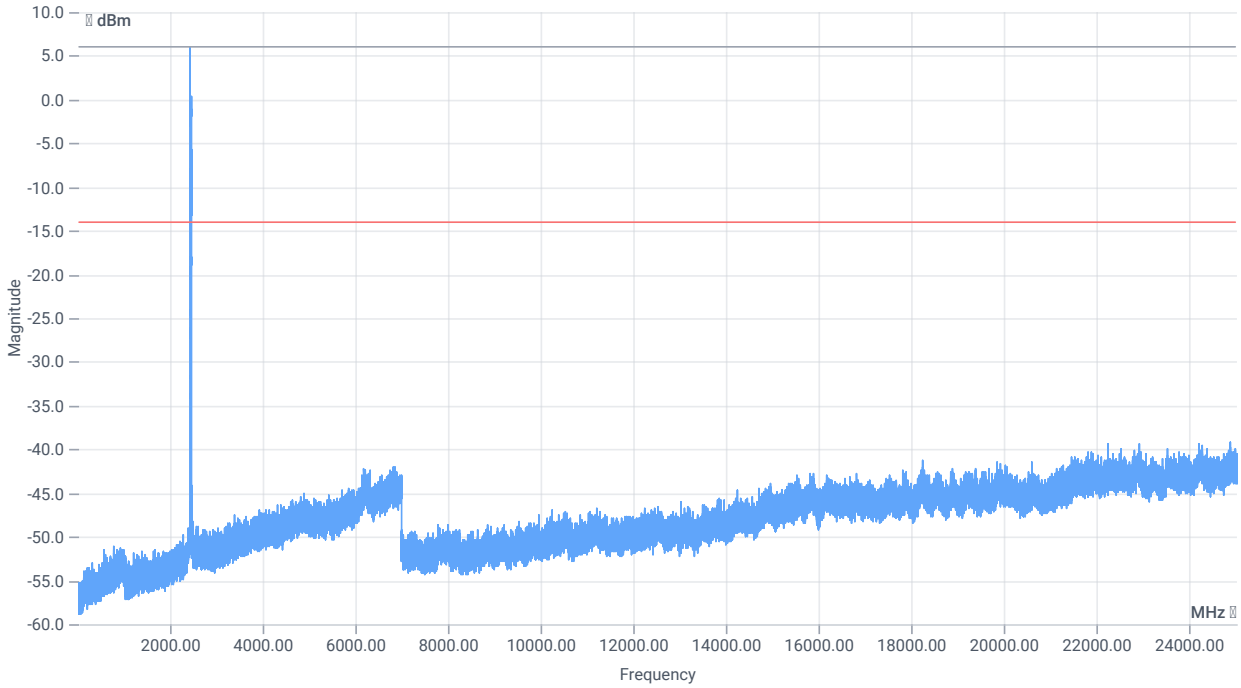


*TX emissions*

READ SA SETTINGS:

| | |
|---|---|
| RefLevel [dBm] \| RefLevelOffset [dB] \| InpAtt [dB] | 9.92 \| 0 \| 25 |
| Start [MHz] \| Stop [MHz] | 24530.000 \| 25030.000 |
| RBW [MHz] \| VBW [MHz] | 0.100000 \| 0.300000 |
| Detector \| TraceMode | POS \| MAXH |
| Sweep: Time [ms] \| Count \| Points per Section \| Type | 200 \| 25 \| 2001 \| SWE |

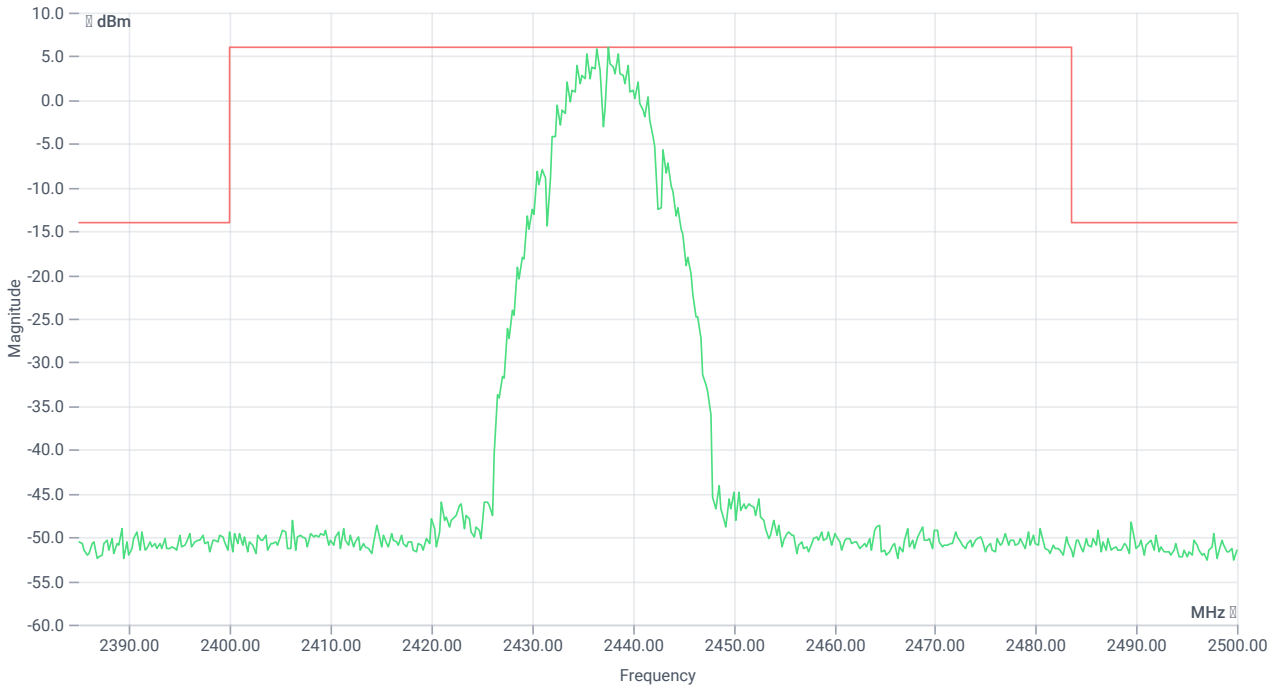


*TX emissions band zoomed*

## RESULT

| *Test Description* | *Lower Limit* | *Upper Limit* | *Measured* | *Unit* | *Verdict* |
|---|---|---|---|---|---|
| Reference @ 2437.50 MHz | --- | --- | 5.94 | dBm | INFO |
| No peaks detected | --- | --- | | | PASS |
| Lowest margin to limit 30 MHz | 0 | --- | -143.33 | dB | INFO |

| Verdict |
|---|
| PASS |

# FCC 15.247 # Peak output power PM DTS ~ WLAN2G4 b mode

## Test References

| | |
|---|---|
| TC Start | 11.05.2023 11:35:15 |
| Ambit Temp [°C] \| Humidity [rel%] | 22.4 \| 43 |
| System Version | 4.0.1.0 |
| Test Specification | FCC 15.247 - |
| Test Method | DTS: KDB 558074 D01 V05 - Chapter 8.3.1.3 PKPM1 Peak-reading Power Meter Method |
| TC Version | 0.0.1 |
| My Description | FCC 15.247 Peak output power PM DTS - WLAN2G4 b mode |
| Add. Information | |

## EUT Common Settings WLAN2G4

| | |
|---|---|
| Number of Antenna Ports | 1 |
| User Interaction | No |

## Test Parameter

| | |
|---|---|
| Technology to test | WLAN2G4 b mode |
| Antenna Port used | 1 |
| Temperature | nom |
| Voltage | nom |
| Frequency low to test | False \| Freq [MHz] 2412 |
| Frequency mid to test | True \| Freq [MHz] 2437 |
| Frequency high to test | False \| Freq [MHz] 2462 |
| Auto Control enabled Power Supply \| Climatic Box | No \| No |
| Additional Path Loss [dB] | 0 |
| Switched Path | EUT - SignalingUnit - PowerMeter |

## Test Equipment

| |
|---|
| Switch matrix,CTCadvanced,SPM-4 NI DAQ,28016133,NI |
| Power sensor,Keysight Technologies,U2021XA,MY59190010,A.04.06 |

## Test at TX 2437 MHz

RESULT

| *Test description* | *Lower Limit* | *Upper Limit* | *Measured* | *Unit* | *Verdict* |
|---|---|---|---|---|---|
| Peak power | --- | 30 | 18.99 | dBm | PASS |

| Verdict |
|---|
| PASS |

# FCC 15.247 # Bandwidth 6dB DTS ~ WLAN2G4 b mode

## Test References

| | |
|---|---|
| TC Start | 11.05.2023 11:36:30 |
| Ambit Temp [°C] \| Humidity [rel%] | 22.4 \| 43 |
| System Version | 4.0.1.0 |
| Test Specification | FCC 15.247 - |
| Test Method | |
| TC Version | 0.0.1 |
| My Description | FCC 15.247 Bandwidth 6dB DTS - WLAN2G4 b mode |
| Add. Information | |

## EUT Common Settings WLAN2G4

| | |
|---|---|
| Number of Antenna Ports | 1 |
| User Interaction | No |

## Test Parameter

| | |
|---|---|
| Technology to test | WLAN2G4 b mode |
| Antenna Port used | 1 |
| Temperature | nom |
| Voltage | nom |
| Frequency low to test | False \| Freq [MHz] 2412 |
| Frequency mid to test | False \| Freq [MHz] 2437 |
| Frequency high to test | True \| Freq [MHz] 2462 |
| Auto Control enabled Power Supply \| Climatic Box | No \| No |
| Additional Path Loss [dB] | 0 |
| Switched Path | EUT - SignalingUnit - SpectrumAnalyzer |

## Test Equipment

| |
|---|
| Signal analyzer,Rohde&Schwarz,FSV-40,1307.9002K40/101042,3.70 |
| Switch matrix,CTCadvanced,SPM-4 NI DAQ,28016133,NI |

## Test at TX 2462 MHz

RESULT: Reference Power cond.

| *Test Description* | *Lower Limit* | *Upper Limit* | *Measured* | *Unit* | *Verdict* |
|---|---|---|---|---|---|
| Ref. Power 1MHz/1MHz cond. | --- | --- | 9.52 | dBm | INFO |
| Ref. Frequency | --- | --- | 2460.800 | MHz | INFO |

READ SA SETTINGS:

| | |
|---|---|
| RefLevel [dBm] \| RefLevelOffset [dB] \| InpAtt [dB] | 14.52 \| 13.34 \| 20 |
| Start [MHz] \| Stop [MHz] | 2442.000 \| 2482.000 |
| RBW [MHz] \| VBW [MHz] | 0.100000 \| 0.300000 |
| Detector \| TraceMode | POS \| MAXH |
| Sweep: Time [ms] \| Count \| Points per Section \| Type | 50 \| 200 \| 10001 \| SWE |

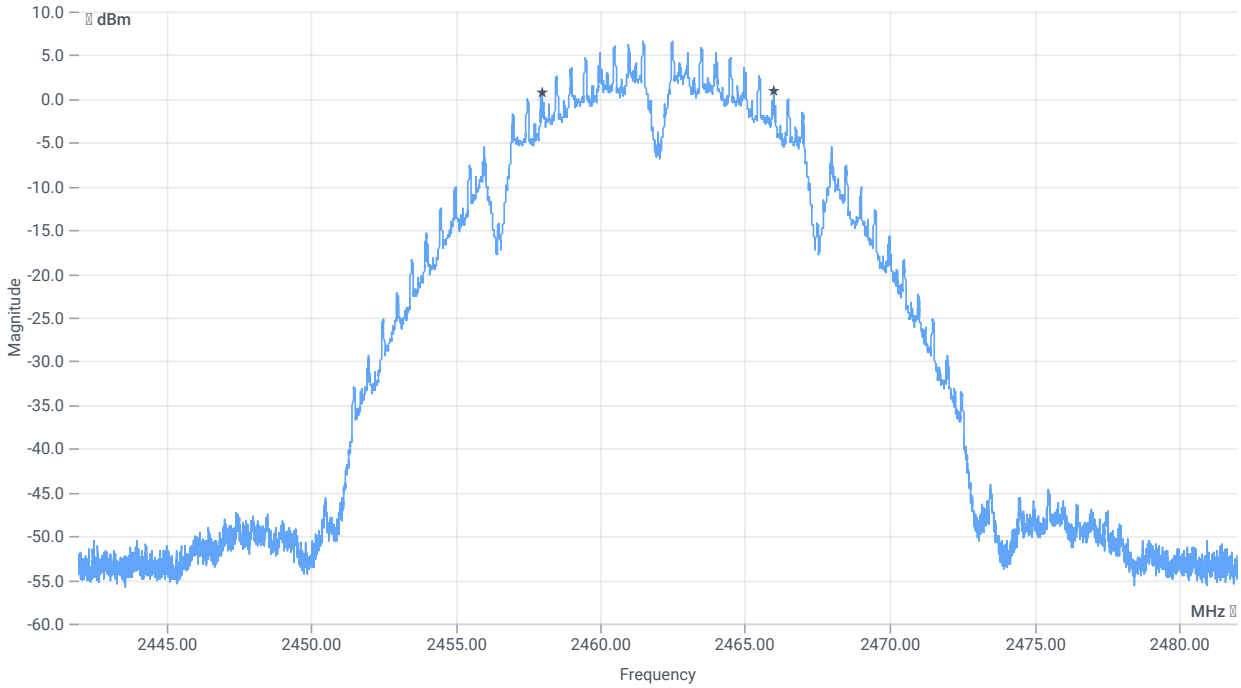


*BW 6dB*

RESULT

| *Test Description* | *Lower Limit* | *Upper Limit* | *Measured* | *Unit* | *Verdict* |
|---|---|---|---|---|---|
| DTS Bandwidth (6dB) | 500 | --- | 8028 | kHz | PASS |

| Verdict |
|---|
| PASS |

# FCC 15.247 # Peak psd DTS ~ WLAN2G4 b mode

## Test References

| | |
|---|---|
| TC Start | 11.05.2023 11:37:04 |
| Ambit Temp [°C] \| Humidity [rel%] | 22.4 \| 43 |
| System Version | 4.0.1.0 |
| Test Specification | FCC 15.247 - |
| Test Method | DTS: KDB 558074 D01 V05 - Chapter 8.4 DTS maximum power spectral density level in the fundamental emission |
| TC Version | 0.0.1 |
| My Description | FCC 15.247 Peak psd DTS - WLAN2G4 b mode |
| Add. Information | |

## EUT Common Settings WLAN2G4

| | |
|---|---|
| Number of Antenna Ports | 1 |
| User Interaction | No |

## Test Parameter

| | |
|---|---|
| Technology to test | WLAN2G4 b mode |
| Antenna Port used | 1 |
| Temperature | nom |
| Voltage | nom |
| Frequency low to test | False \| Freq [MHz] 2412 |
| Frequency mid to test | False \| Freq [MHz] 2437 |
| Frequency high to test | True \| Freq [MHz] 2462 |
| Auto Control enabled Power Supply \| Climatic Box | No \| No |
| Additional Path Loss [dB] | 0 |
| Switched Path | EUT - SignalingUnit - SpectrumAnalyzer |

## Test Equipment

| |
|---|
| Signal analyzer,Rohde&Schwarz,FSV-40,1307.9002K40/101042,3.70 |
| Switch matrix,CTCadvanced,SPM-4 NI DAQ,28016133,NI |

## Test at TX 2462 MHz

RESULT: Reference Power cond.

| *Test Description* | *Lower Limit* | *Upper Limit* | *Measured* | *Unit* | *Verdict* |
|---|---|---|---|---|---|
| Ref. Power 1MHz/1MHz cond. | --- | --- | 9.52 | dBm | INFO |
| Ref. Frequency | --- | --- | 2463.200 | MHz | INFO |

READ SA SETTINGS:

| | |
|---|---|
| RefLevel [dBm] \| RefLevelOffset [dB] \| InpAtt [dB] | 14.52 \| 13.34 \| 20 |
| Start [MHz] \| Stop [MHz] | 2447.000 \| 2477.000 |
| RBW [MHz] \| VBW [MHz] | 0.003000 \| 0.010000 |
| Detector \| TraceMode | POS \| MAXH |
| Sweep: Time [ms] \| Count \| Points per Section \| Type | 1000 \| 20 \| 1001 \| SWE |

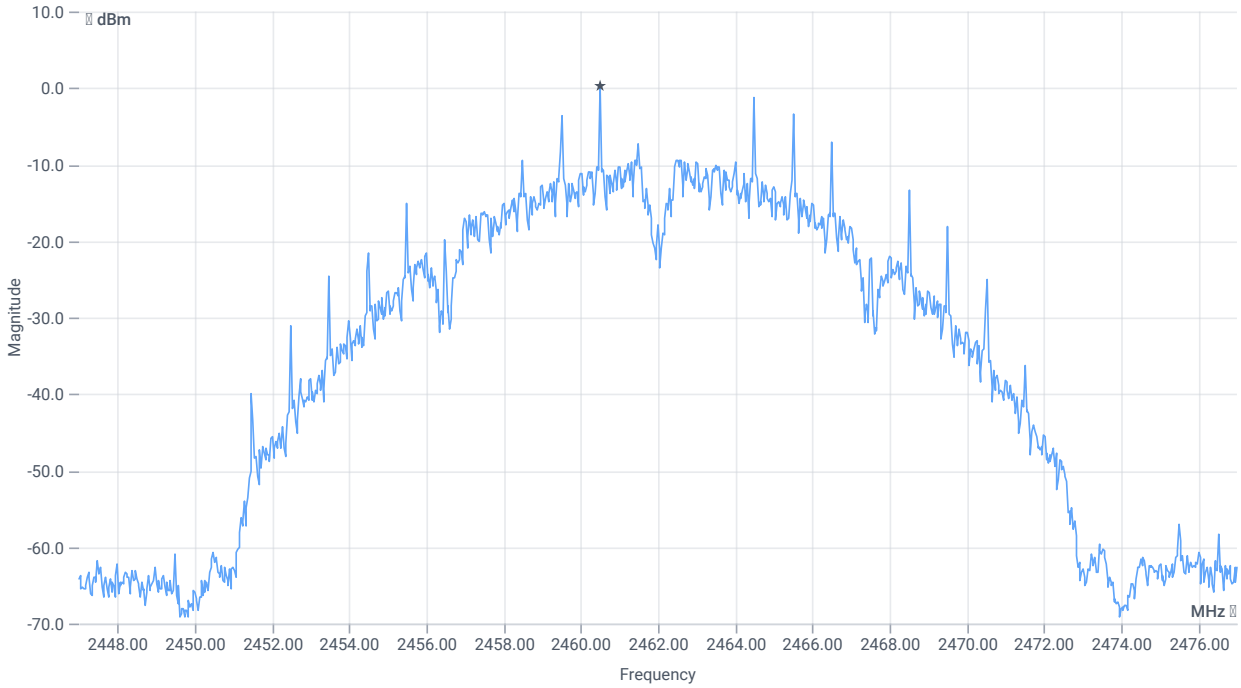


*Peak psd*

RESULT

| *Test Description* | *Lower Limit* | *Upper Limit* | *Measured* | *Unit* | *Verdict* |
|---|---|---|---|---|---|
| Peak psd | --- | 8 | 0.29 | dBm/3KHz | PASS |

| Verdict |
|---|
| PASS |

# FCC 15.247, ISED RSS247 # Bandwidth 99PCT and 20dB ~ WLAN2G4 b mode

## Test References

| | |
|---|---|
| TC Start | 11.05.2023 11:37:46 |
| Ambit Temp [°C] \| Humidity [rel%] | 22.4 \| 43 |
| System Version | 4.0.1.0 |
| Test Specification | FCC 15.247, ISED RSS247 - |
| Test Method | |
| TC Version | 0.0.2 |
| My Description | FCC 15.247 Bandwidth 99PCT-20dB DTS - WLAN2G4 b mode |
| Add. Information | |

## EUT Common Settings WLAN2G4

| | |
|---|---|
| Number of Antenna Ports | 1 |
| User Interaction | No |

## Test Parameter

| | |
|---|---|
| Technology to test | WLAN2G4 b mode |
| Antenna Port used | 1 |
| Temperature | nom |
| Voltage | nom |
| Frequency low to test | False \| Freq [MHz] 2412 |
| Frequency mid to test | False \| Freq [MHz] 2437 |
| Frequency high to test | True \| Freq [MHz] 2462 |
| Auto Control enabled Power Supply \| Climatic Box | No \| No |
| Additional Path Loss [dB] | 0 |
| Switched Path | EUT - SignalingUnit - SpectrumAnalyzer |

## Test Equipment

| |
|---|
| Signal analyzer,Rohde&Schwarz,FSV-40,1307.9002K40/101042,3.70 |
| Switch matrix,CTCadvanced,SPM-4 NI DAQ,28016133,NI |

## Test at TX 2462 MHz

RESULT: Reference Power cond.

| *Test Description* | *Lower Limit* | *Upper Limit* | *Measured* | *Unit* | *Verdict* |
|---|---|---|---|---|---|
| Ref. Power 1MHz/1MHz cond. | --- | --- | 9.53 | dBm | INFO |
| Ref. Frequency | --- | --- | 2460.800 | MHz | INFO |

READ SA SETTINGS:

| | |
|---|---|
| RefLevel [dBm] \| RefLevelOffset [dB] \| InpAtt [dB] | 14.53 \| 13.34 \| 20 |
| Start [MHz] \| Stop [MHz] | 2442.000 \| 2482.000 |
| RBW [MHz] \| VBW [MHz] | 0.500000 \| 2.000000 |
| Detector \| TraceMode | POS \| MAXH |
| Sweep: Time [ms] \| Count \| Points per Section \| Type | 50 \| 200 \| 10001 \| SWE |

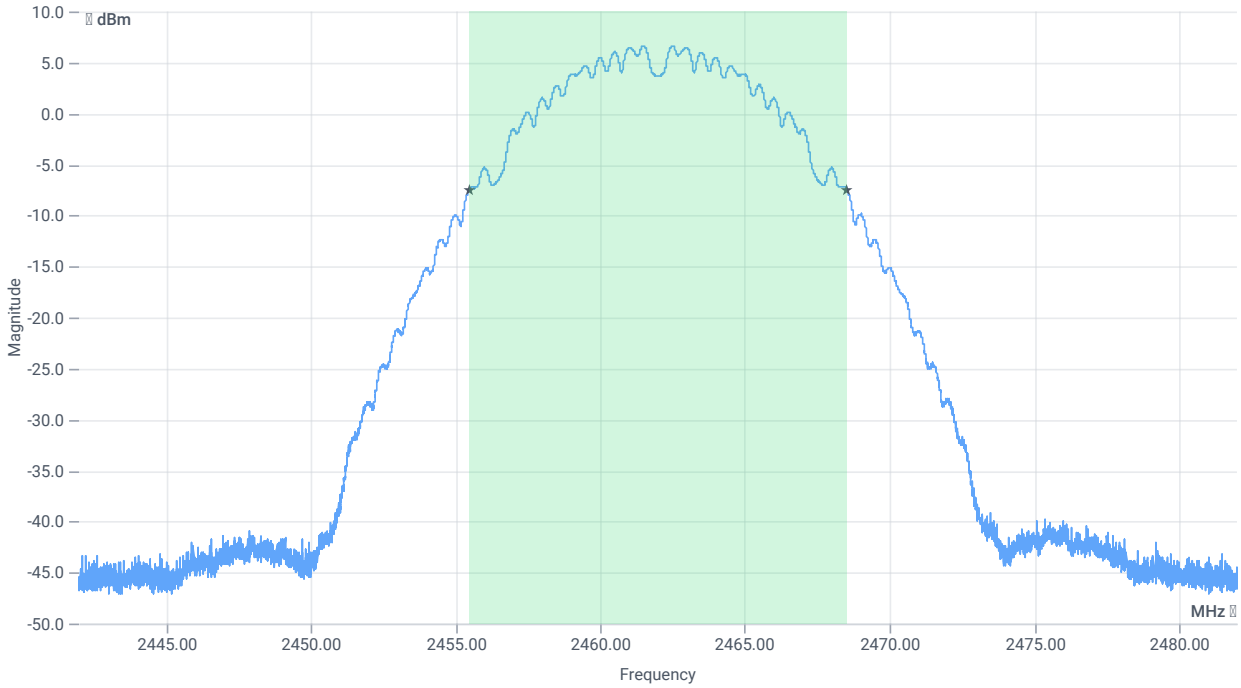


*BW 99PCT*

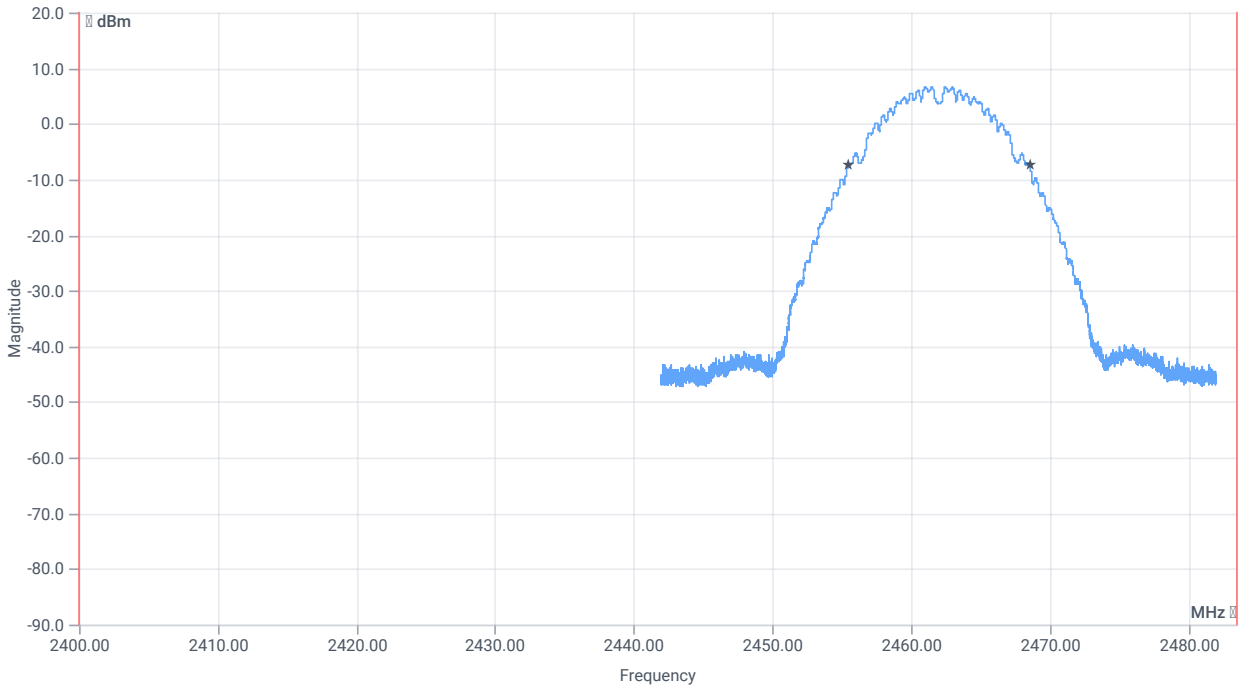


*BW within Band 99PCT*

## RESULT

| *Test Description* | *Lower Limit* | *Upper Limit* | *Measured* | *Unit* | *Verdict* |
|---|---|---|---|---|---|
| Bandwidth 99% | --- | --- | 13067.000 | kHz | INFO |
| T1 99% | 2400.000000 | --- | 2455.4687 | MHz | PASS |
| T2 99% | --- | 2483.500000 | 2468.5353 | MHz | PASS |

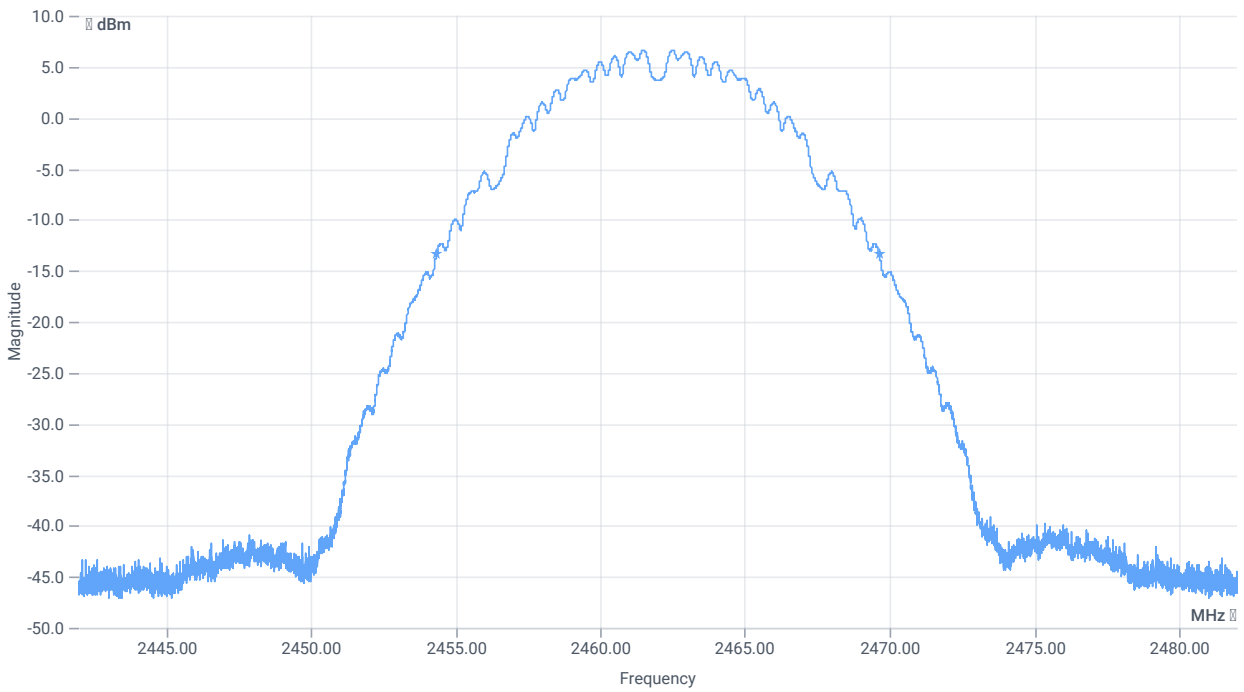

*BW 20dB*

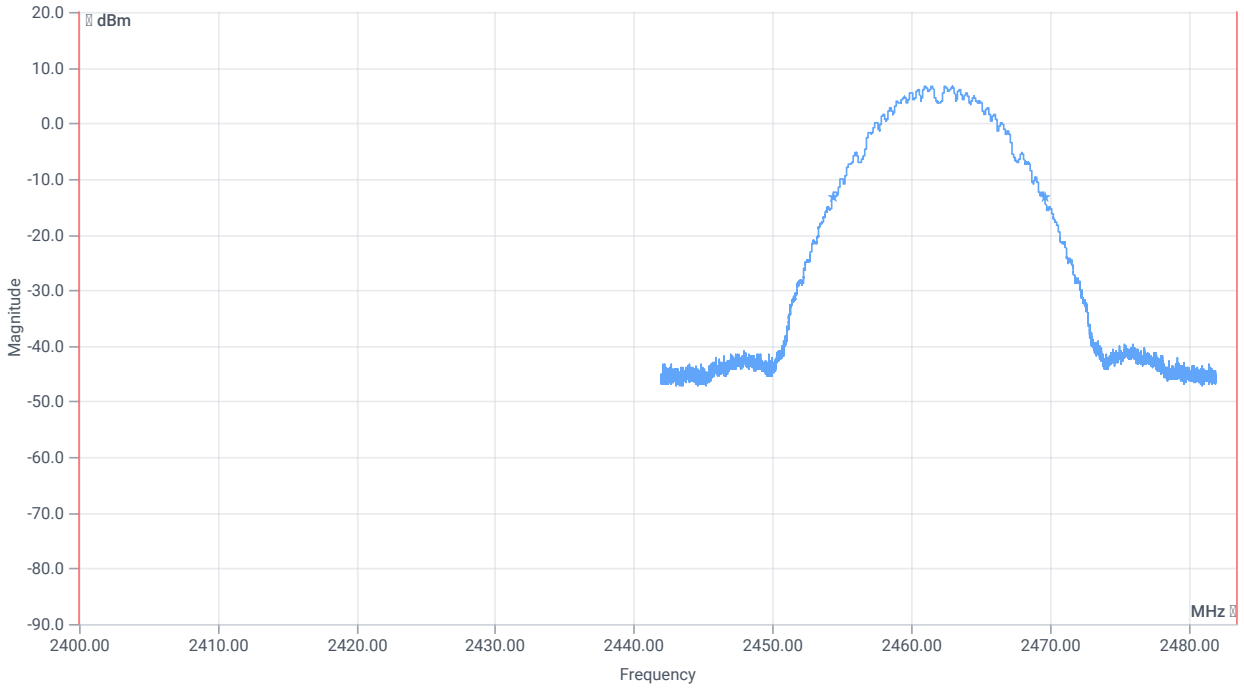


*BW within Band 20dB*

## RESULT

| *Test Description* | *Lower Limit* | *Upper Limit* | *Measured* | *Unit* | *Verdict* |
|---|---|---|---|---|---|
| Bandwidth 20dB | --- | --- | 15284 | kHz | INFO |
| T1 20DB | 2400.000000 | --- | 2454.3520 | MHz | PASS |
| T2 20dB | --- | 2483.500000 | 2469.6360 | MHz | PASS |

| Verdict |
|---|
| PASS |

# FCC 15.247 # TX spurious conducted 20dBc ~ WLAN2G4 b mode

## Test References

| | |
|---|---|
| TC Start | 11.05.2023 11:38:23 |
| Ambit Temp [°C] \| Humidity [rel%] | 22.4 \| 43 |
| System Version | 4.0.1.0 |
| Test Specification | FCC 15.247 - |
| Test Method | IF DTS then 8.5 DTS emissions in non-restricted frequency bands: Subclause 11.11 of ANSI C63.10 is applicable |
| TC Version | 0.0.1 |
| My Description | FCC 15.247 TX Emissions Conducted DTS - WLAN2G4 b mode |
| Add. Information | |

## EUT Common Settings WLAN2G4

| | |
|---|---|
| Number of Antenna Ports | 1 |
| User Interaction | No |

## Test Parameter

| | |
|---|---|
| Technology to test | WLAN2G4 b mode |
| Antenna Port used | 1 |
| Temperature | nom |
| Voltage | nom |
| Frequency low to test | False \| Freq [MHz] 2412 |
| Frequency mid to test | False \| Freq [MHz] 2437 |
| Frequency high to test | True \| Freq [MHz] 2462 |
| Auto Control enabled Power Supply \| Climatic Box | No \| No |
| Additional Path Loss [dB] | 0 |
| Switched Path | EUT - SignalingUnit - SpectrumAnalyzer |

## Test Equipment

| |
|---|
| Signal analyzer,Rohde&Schwarz,FSV-40,1307.9002K40/101042,3.70 |
| Switch matrix,CTCadvanced,SPM-4 NI DAQ,28016133,NI |

## Test at TX 2462 MHz

RESULT: Reference Power cond.

| *Test Description* | *Lower Limit* | *Upper Limit* | *Measured* | *Unit* | *Verdict* |
|---|---|---|---|---|---|
| Ref. Power 1MHz/1MHz cond. | --- | --- | 9.48 | dBm | INFO |
| Ref. Frequency | --- | --- | 2463.200 | MHz | INFO |

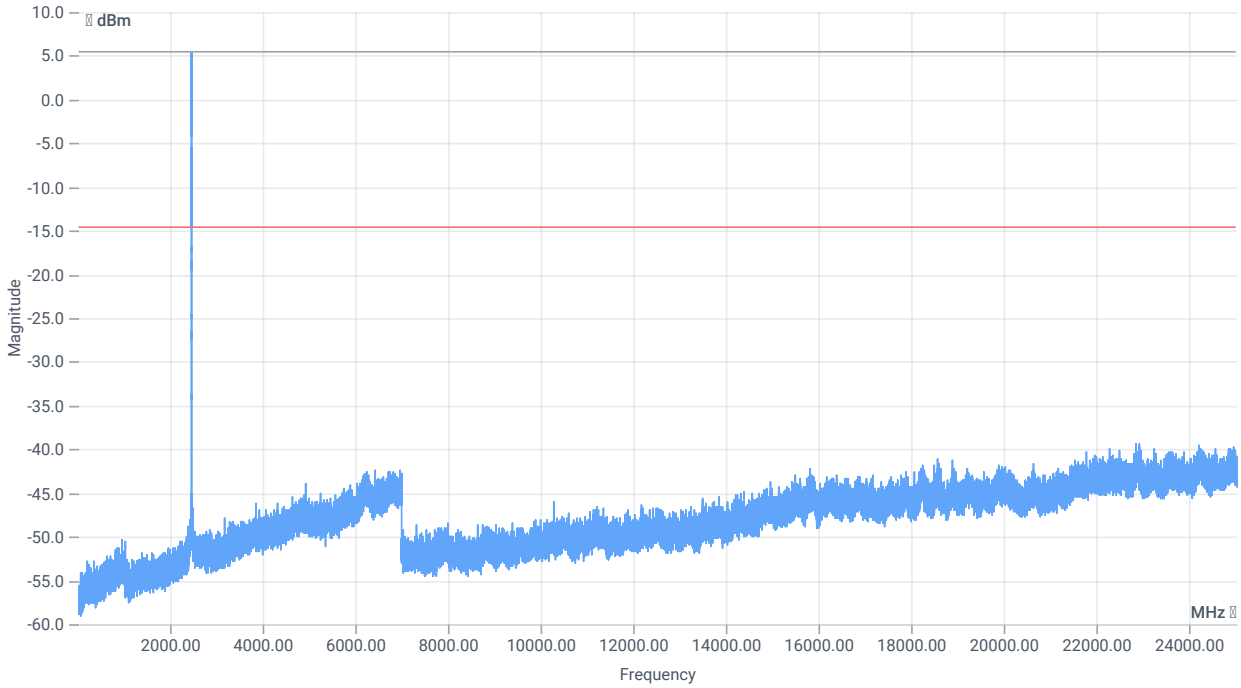


*TX emissions*

READ SA SETTINGS:

| | |
|---|---|
| RefLevel [dBm] \| RefLevelOffset [dB] \| InpAtt [dB] | 9.48 \| 0 \| 25 |
| Start [MHz] \| Stop [MHz] | 24530.000 \| 25030.000 |
| RBW [MHz] \| VBW [MHz] | 0.100000 \| 0.300000 |
| Detector \| TraceMode | POS \| MAXH |
| Sweep: Time [ms] \| Count \| Points per Section \| Type | 200 \| 25 \| 2001 \| SWE |

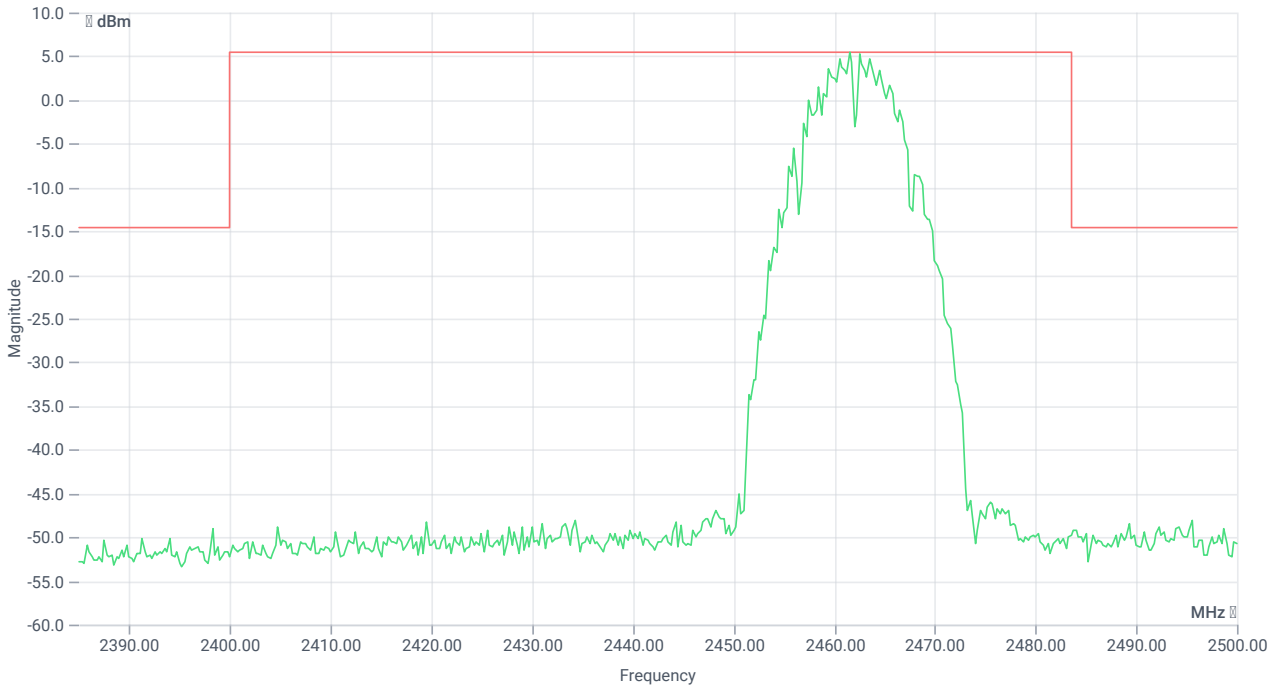


*TX emissions band zoomed*

## RESULT

| *Test Description* | *Lower Limit* | *Upper Limit* | *Measured* | *Unit* | *Verdict* |
|---|---|---|---|---|---|
| Reference @ 2461.50 MHz | --- | --- | 5.41 | dBm | INFO |
| No peaks detected | --- | --- | | | PASS |
| Lowest margin to limit 22859.25 MHz | 0 | --- | 24.77 | dB | INFO |

| Verdict |
|---|
| PASS |

# FCC 15.247 # Restricted band edge conducted avg DC corrected DTS (eirp) ~ WLAN2G4 b mode

## Test References

| | |
|---|---|
| TC Start | 11.05.2023 11:45:05 |
| Ambit Temp [°C] \| Humidity [rel%] | 22.5 \| 42 |
| System Version | 4.0.1.0 |
| Test Specification | FCC 15.247 - |
| Test Method | DTS: KDB 558074 D01 V05 - 8.7.3 Integration Method; ANSI C63.10-2013 11.13.3.4 Trace averaging across on- and off-times of the EUT transmissions followed by duty cycle correction |
| TC Version | 0.0.1 |
| My Description | FCC 15.247 Restricted Band Edge Cond. Avg DC corrected DTS - WLAN2G4 b mode |
| Add. Information | |

## EUT Common Settings WLAN2G4

| | |
|---|---|
| Number of Antenna Ports | 1 |
| User Interaction | No |

## Test Parameter

| | |
|---|---|
| Technology to test | WLAN2G4 b mode |
| Antenna Port used | 1 |
| Temperature | nom |
| Voltage | nom |
| Frequency low to test | False \| Freq [MHz] 2412 |
| Frequency mid to test | False \| Freq [MHz] 2437 |
| Frequency high to test | True \| Freq [MHz] 2462 |
| Auto Control enabled Power Supply \| Climatic Box | No \| No |
| Additional Path Loss [dB] | 0 |
| Switched Path | EUT - SignalingUnit - SpectrumAnalyzer |

## Test Equipment

| |
|---|
| Signal analyzer,Rohde&Schwarz,FSV-40,1307.9002K40/101042,3.70 |
| Switch matrix,CTCadvanced,SPM-4 NI DAQ,28016133,NI |

## Antenna Gain Table

| Freq [MHz] | Gain [dBi] |
|---|---|
| 2400 | 1.9 |
| 2480 | 1.9 |

## Test at TX 2462 MHz

RESULT: Reference Power cond.

| *Test Description* | *Lower Limit* | *Upper Limit* | *Measured* | *Unit* | *Verdict* |
|---|---|---|---|---|---|
| Ref. Power 1MHz/1MHz cond. | --- | --- | 9.53 | dBm | INFO |
| Ref. Frequency | --- | --- | 2463.200 | MHz | INFO |

### Evaluation max. Duty Cycle

Duty Cycle evaluation

| *Test Description* | *Lower Limit* | *Upper Limit* | *Measured* | *Unit* | *Verdict* |
|---|---|---|---|---|---|
| Result Summary | | | | | |
| Number of detected Bursts:7 | | | | | |
| Duty Cycle (Burst Ratio) max | --- | --- | 0.99 | --- | INFO |
| Duty Cycle max | --- | --- | 0.044 | dB | INFO |
| Duty Cycle (Burst Ratio) min | --- | --- | 0.984 | --- | INFO |
| Duty Cycle min | --- | --- | 0.07 | dB | INFO |
| Max TX Burst Length | --- | --- | 12.325 | ms | INFO |
| Min Gap Length | --- | --- | 0.125 | ms | INFO |
| Max Gap Length | --- | --- | 0.2 | ms | INFO |

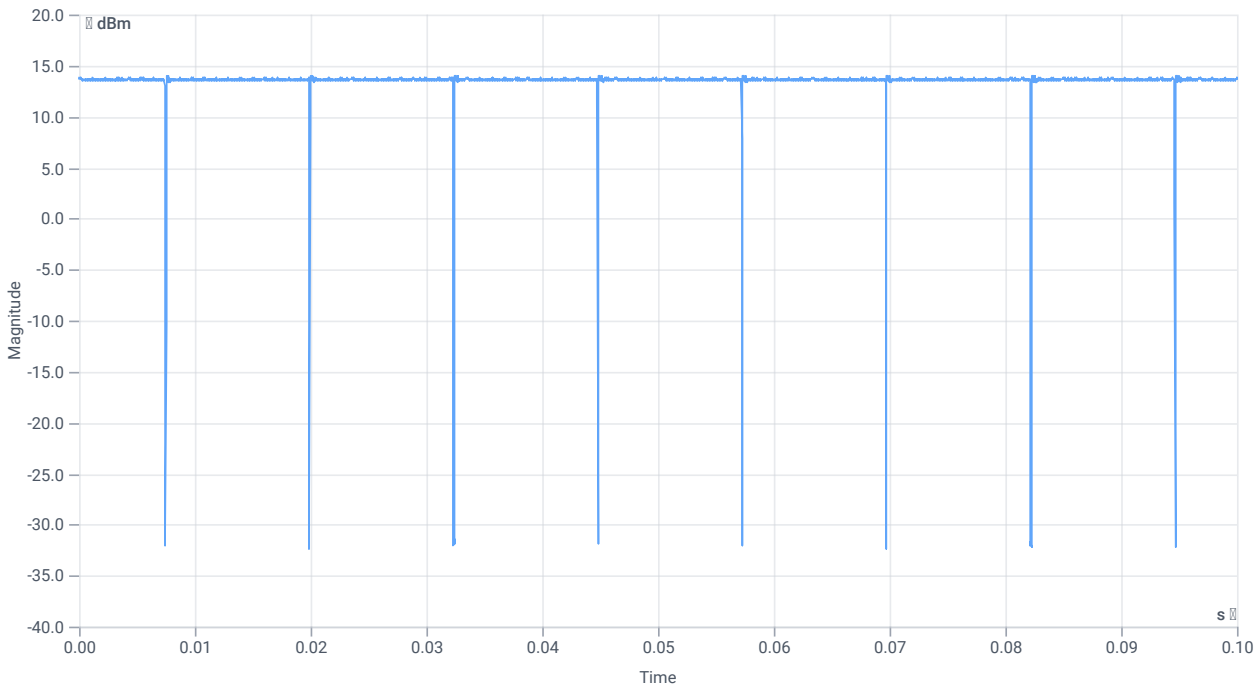


*Duty cycle*

### Band Edge conducted

## READ SA SETTINGS:

| | |
|---|---|
| RefLevel [dBm] \| RefLevelOffset [dB] \| InpAtt [dB] | 19.53 \| 13.34 \| 25 |
| Start [MHz] \| Stop [MHz] | 2483.000 \| 2485.000 |
| RBW [MHz] \| VBW [MHz] | 0.100000 \| 0.500000 |
| Detector \| TraceMode | RMS \| AVER |
| Sweep: Time [ms] \| Count \| Points per Section \| Type | 32 \| 300 \| 32000 \| SWE |

## Antenna Gain

| | |
|---|---|
| Considered Antenna Gain: [dBi]: | 1.9 @ 2483.5MHz |

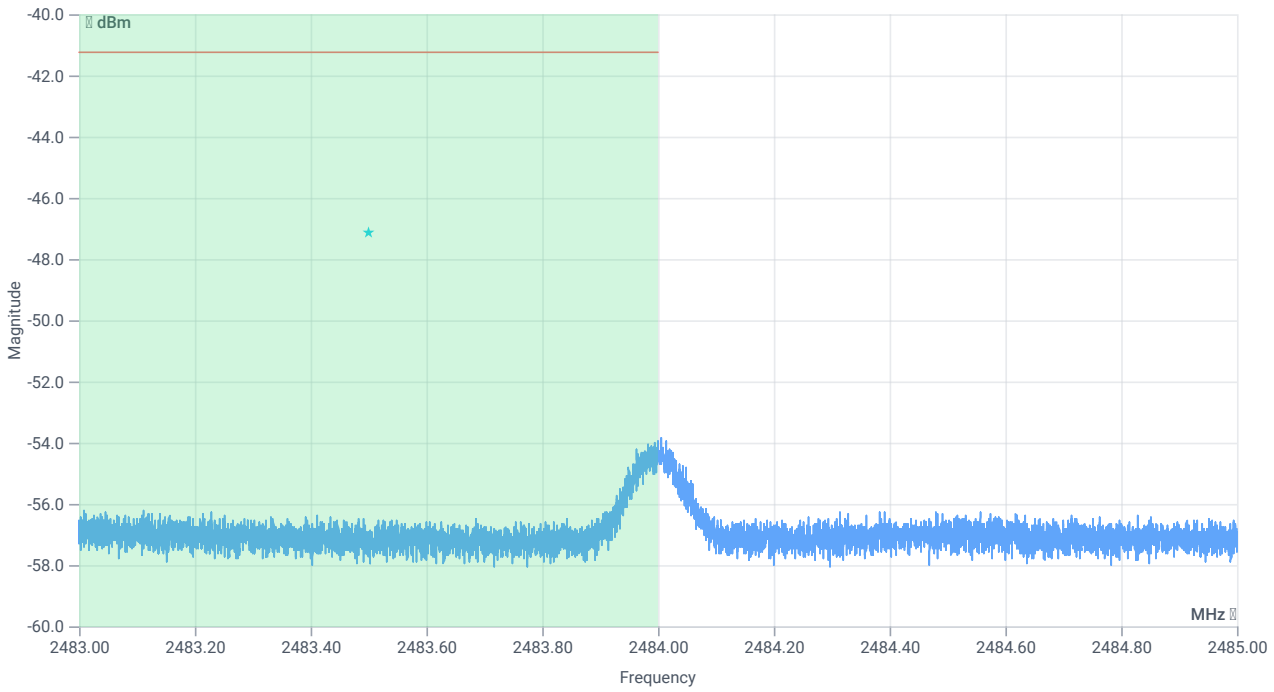


*Restricted band edge*

## RESULT

| *Test Description* | *Lower Limit* | *Upper Limit* | *Measured* | *Unit* | *Verdict* |
|---|---|---|---|---|---|
| Duty Cylce worst case | --- | --- | 0.07 | dB | INFO |
| Band Power Avg | --- | --- | -47.2 | dBm | INFO |
| Band Power Avg DC corrected | --- | -41.23 | -47.13 | dBm | PASS |

| Verdict |
|---|
| PASS |

# FCC 15.247 # Peak output power PM DTS ~ WLAN2G4 b mode

## Test References

| | |
|---|---|
| TC Start | 11.05.2023 11:45:47 |
| Ambit Temp [°C] \| Humidity [rel%] | 22.4 \| 43 |
| System Version | 4.0.1.0 |
| Test Specification | FCC 15.247 - |
| Test Method | DTS: KDB 558074 D01 V05 - Chapter 8.3.1.3 PKPM1 Peak-reading Power Meter Method |
| TC Version | 0.0.1 |
| My Description | FCC 15.247 Peak output power PM DTS - WLAN2G4 b mode |
| Add. Information | |

## EUT Common Settings WLAN2G4

| | |
|---|---|
| Number of Antenna Ports | 1 |
| User Interaction | No |

## Test Parameter

| | |
|---|---|
| Technology to test | WLAN2G4 b mode |
| Antenna Port used | 1 |
| Temperature | nom |
| Voltage | nom |
| Frequency low to test | False \| Freq [MHz] 2412 |
| Frequency mid to test | False \| Freq [MHz] 2437 |
| Frequency high to test | True \| Freq [MHz] 2462 |
| Auto Control enabled Power Supply \| Climatic Box | No \| No |
| Additional Path Loss [dB] | 0 |
| Switched Path | EUT - SignalingUnit - PowerMeter |

## Test Equipment

| |
|---|
| Switch matrix,CTCadvanced,SPM-4 NI DAQ,28016133,NI |
| Power sensor,Keysight Technologies,U2021XA,MY59190010,A.04.06 |

## Test at TX 2462 MHz

RESULT

| *Test description* | *Lower Limit* | *Upper Limit* | *Measured* | *Unit* | *Verdict* |
|---|---|---|---|---|---|
| Peak power | --- | 30 | 18.61 | dBm | PASS |

| Verdict |
|---|
| PASS |

- END OF DOCUMENT -