Power Spectral Density

Test Result and Data

Power Spectral Density				
Mode	Test Frequency (MHz)	PSD (dBm/3KHz)	Limit (dBm/3KHz)	Result
802.11b	2412	-12.914	8	Pass
802.11b	2437	-14.136	8	Pass
802.11b	2462	-15.202	8	Pass
802.11g	2412	-16.813	8	Pass
802.11g	2437	-16.683	8	Pass
802.11g	2462	-17.658	8	Pass
802.11n (HT20)	2412	-17.602	8	Pass
802.11n (HT20)	2437	-17.344	8	Pass
802.11n (HT20)	2462	-17.570	8	Pass
802.11ax (HE20)	2422	-17.353	8	Pass
802.11ax (HE20)	2437	-17.210	8	Pass
802.11ax (HE20)	2452	-19.238	8	Pass

Power spectral density-802.11b ,2412MHz,Ant0

Power spectral density-802.11b ,2437MHz,Ant0

Power spectral density-802.11b ,2462MHz,Ant0

Power spectral density-802.11g ,2412MHz,Ant0

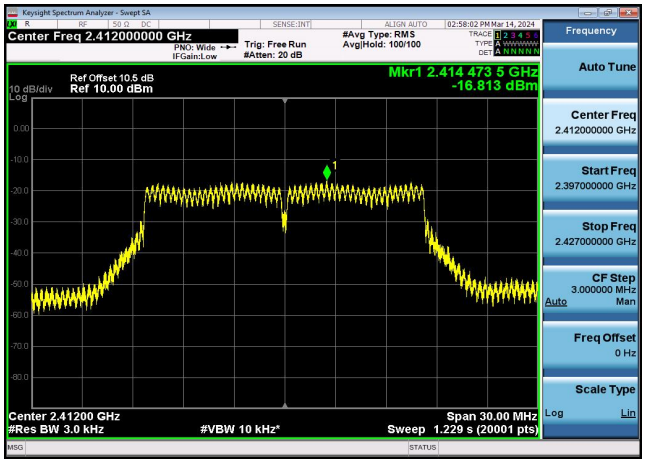

Power spectral density-802.11g ,2437MHz,Ant0

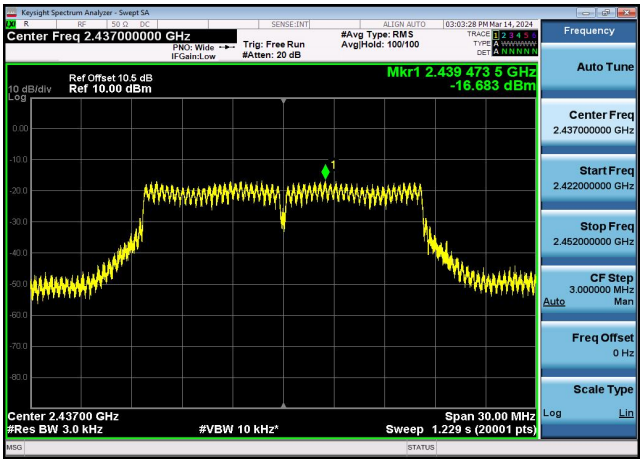

Power spectral density-802.11g ,2462MHz,Ant0

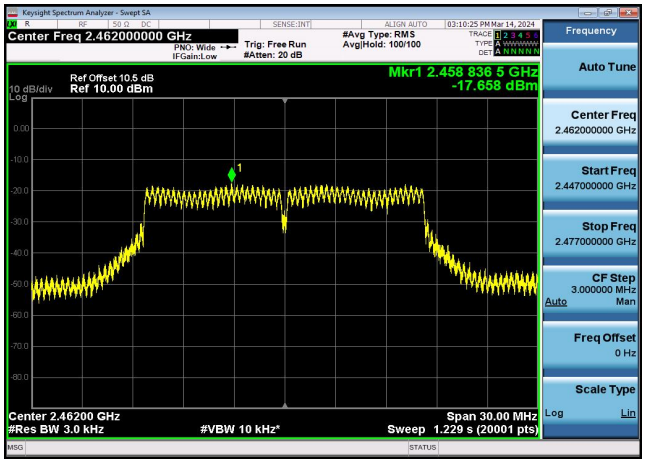

Power spectral density-802.11n(20MHz) ,2412MHz,Ant0

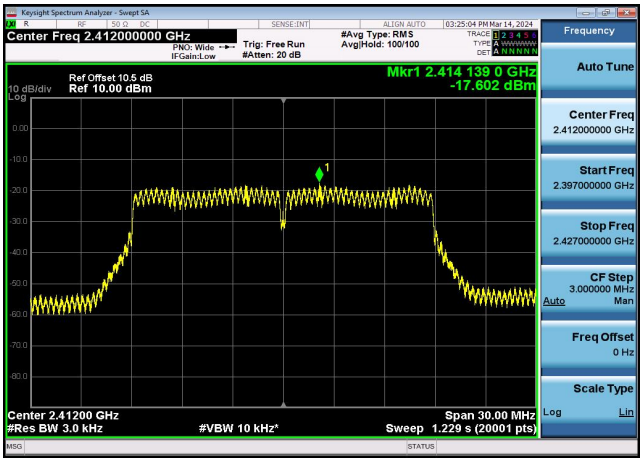

Power spectral density-802.11n(20MHz) ,2437MHz,Ant0

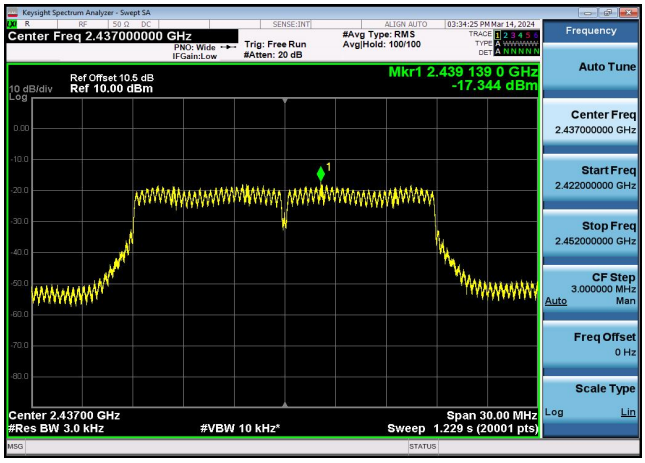

Power spectral density-802.11n(20MHz) ,2462MHz,Ant0

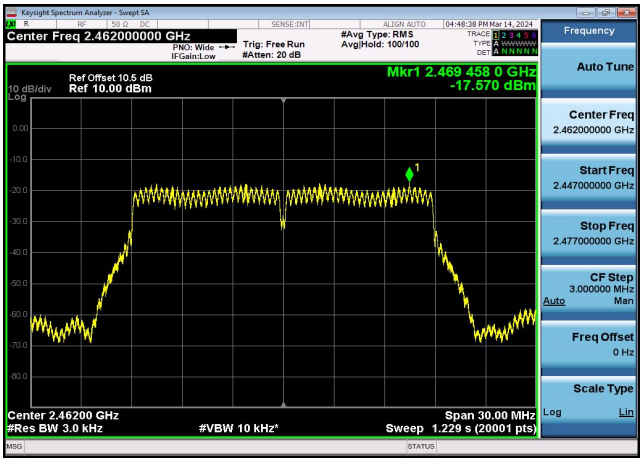

Power spectral density-802.11ax(20MHz),2412MHz,Ant0

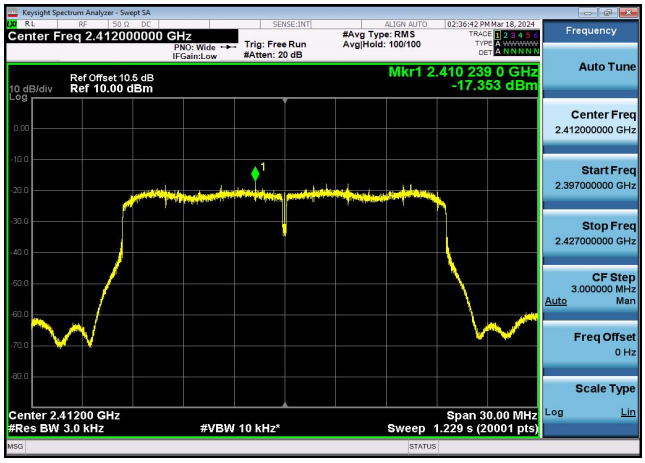

Power spectral density-802.11ax(20MHz),2437MHz,Ant0

Power spectral density-802.11ax(20MHz),2462MHz,Ant0

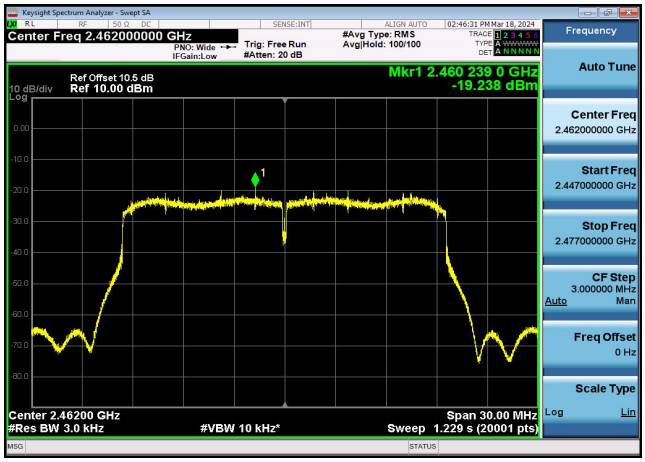

Conducted Band Edges and Spurious Emissions Test Result and Data

,Plot 1,Reference Level-802.11b ,2412MHz,Ant0	,Plot 1,Reference Level-802.11b ,2437MHz,Ant0
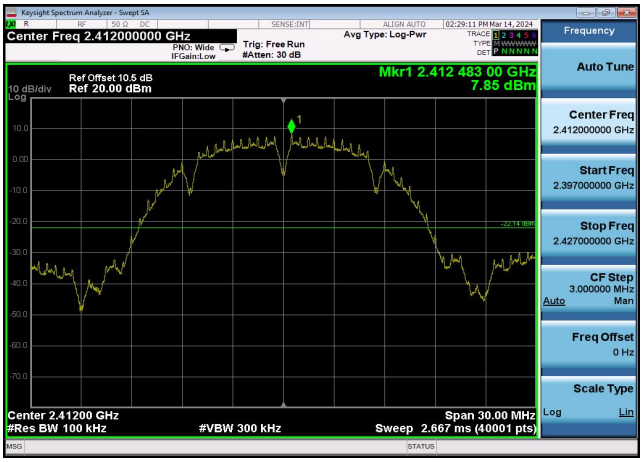	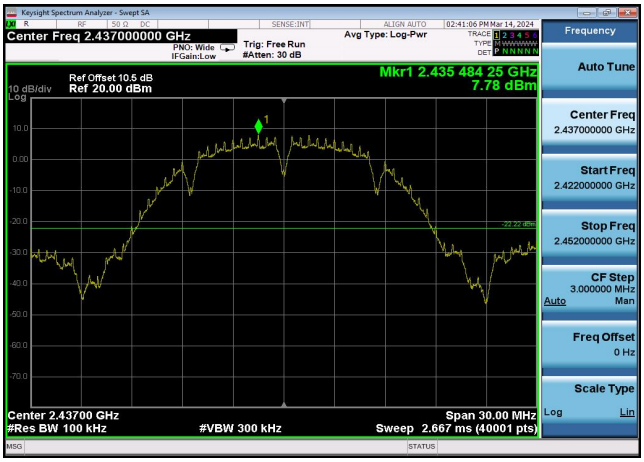
,Plot 1,Reference Level-802.11b ,2462MHz,Ant0	,Plot 2,Band Edge-802.11b,2412MHz ,Ant0
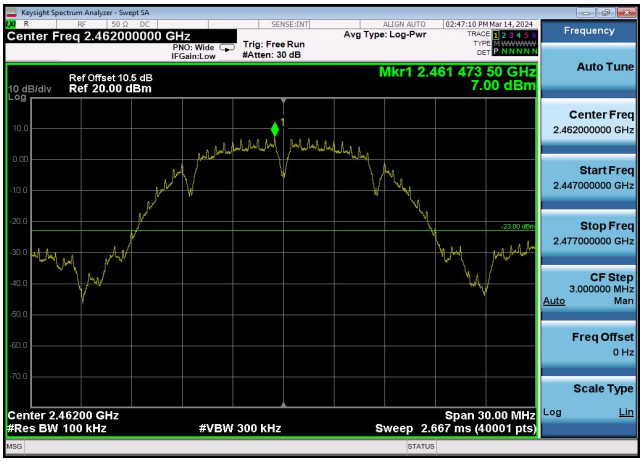	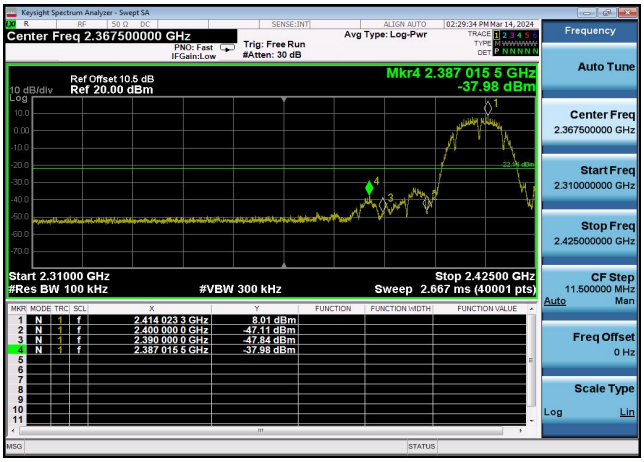
,Plot 2,Band Edge-802.11b,2437MHz ,Ant0	,Plot 2,Band Edge-802.11b,2462MHz ,Ant0

,Plot 3,30MHz~2400MHz-802.11b,2412MHz ,Ant0

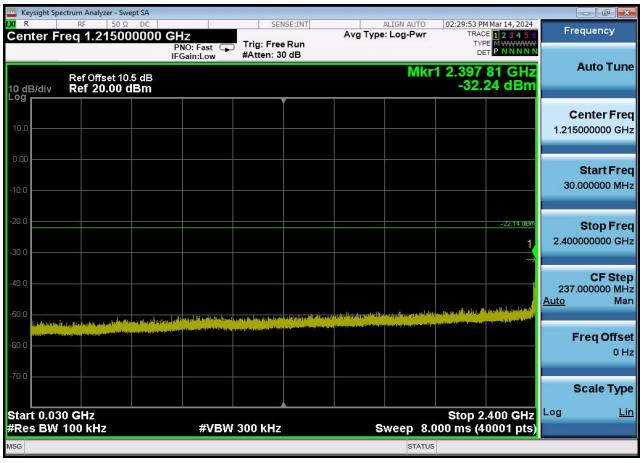

,Plot 3,30MHz~2400MHz-802.11b,2437MHz ,Ant0

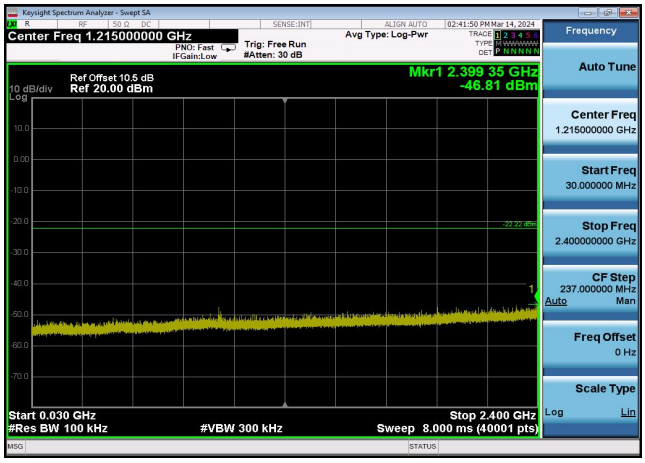

,Plot 3,30MHz~2400MHz-802.11b,2462MHz ,Ant0

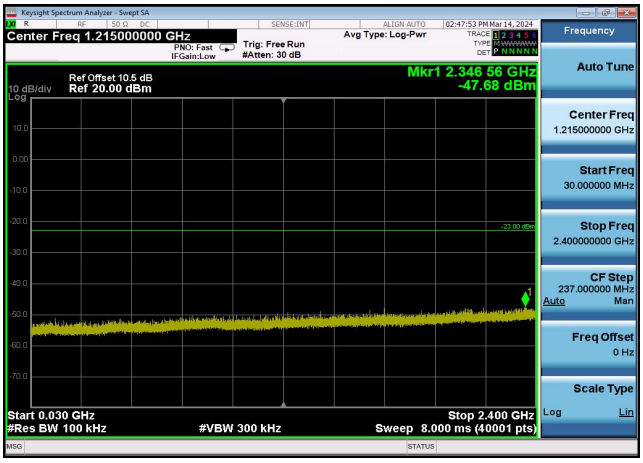

,Plot 4,2483.5MHz~25000MHz-802.11b ,2412MHz,Ant0

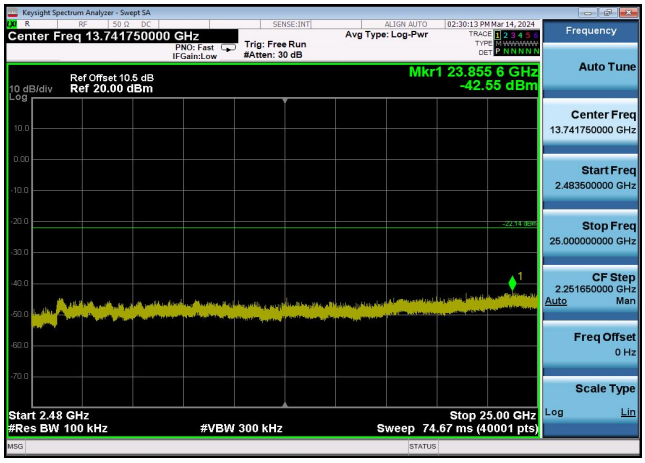

,Plot 4,2483.5MHz~25000MHz-802.11b ,2437MHz,Ant0

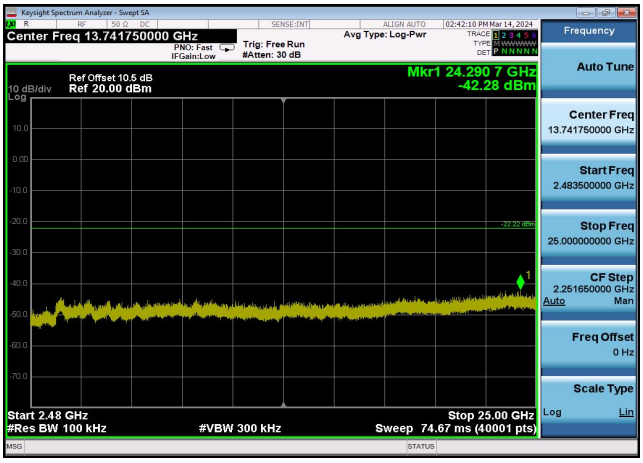
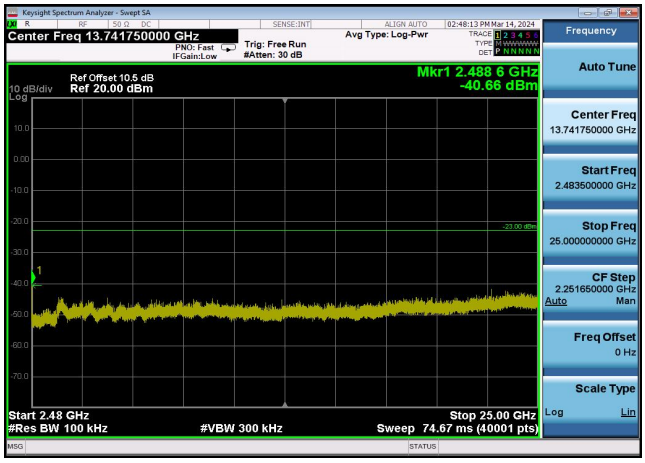
,Plot 4,2483.5MHz~25000MHz-802.11b ,2462MHz,Ant0