FCC RF Test Report

(U-NII)

Applicant:	Shenzhen Mindray Bio-Medical Electronics Co., Ltd.
Address of Applicant:	Mindray Building, Keji 12th Road South, High-tech Industrial Park Nanshan, 518057 Shenzhen, PEOPLE'S REPUBLIC OF CHINA
Equipment Under Test (EUT)	
Product Name:	wireless module
Model No.:	WL6PR1101
Trade Mark:	mindray
FCC ID:	ZLZ-WL6PR
Applicable Standards:	FCC CFR Title 47 Part 15E (§15.407)
Date of Sample Receipt:	08 Dec., 2022
Date of Test:	09 Dec., to 23 Dec., 2022
Date of Report Issued:	26 Dec., 2022
Test Result:	PASS

Tested by:	Mike.ou ***Test Engineer***	***Date:***	*04 Apr., 2023*
Reviewed by:	Winner Zhang ***Project Engineer***	***Date:***	*04 Apr., 2023*
Approved by:	Manager ***Manager***	***Date:***	*04 Apr., 2023*

This equipment has been shown to be capable of compliance with the applicable technical standards as indicated in the measurement report and was tested in accordance with the measurement procedures specified in above the application standard version. Test results reported herein relate only to the item(s) tested.

This document cannot be reproduced except in full, without prior written approval of the Company. Any unauthorized alteration, forgery or falsification of the content or appearance of this document is unlawful and offenders may be prosecuted to the fullest extent of the law. Unless otherwise stated the results shown in this test report refer only to the sample(s) tested and such sample(s) are retained for 90 days only.

1 Version

Version No.	Date	Description
00	*26 Dec., 2022*	*Original*
01	*04 Apr., 2023*	*Update page 4 and 5*

2 Contents

Page

Cover Page **1**
1 Version **2**
2 Contents **3**
3 General Information **4**
3.1 Client Information 4
3.2 General Description of E.U.T. 4
3.3 Test Mode and Environment 5
3.4 Description of Test Auxiliary Equipment 5
3.5 Measurement Uncertainty 5
3.6 Additions to, Deviations, or Exclusions from the Method 5
3.7 Laboratory Facility 6
3.8 Laboratory Location 6
3.9 Test Instruments List 6
4 Measurement Setup and Procedure **8**
4.1 Test Channel 8
4.2 Test Setup 9
4.3 Test Procedure 11
5 Test Results **12**
5.1 Summary 12
5.1.1 Clause and Data Summary 12
5.1.2 Test Limit 13
5.2 Antenna requirement 15
5.3 AC Power Line Conducted Emission 16
5.4 Unwanted Emissions 18

3 General Information

3.1 Client Information

Applicant:	Shenzhen Mindray Bio-Medical Electronics Co., Ltd.
Address:	Mindray Building, Keji 12th Road South, High-tech Industrial Park Nanshan, 518057 Shenzhen, PEOPLE'S REPUBLIC OF CHINA
Manufacturer:	Shenzhen Mindray Bio-Medical Electronics Co., Ltd.
Address:	Mindray Building, Keji 12th Road South, High-tech Industrial Park Nanshan, 518057 Shenzhen, PEOPLE'S REPUBLIC OF CHINA
Factory:	Shenzhen Mindray Bio-Medical Electronics Co., Ltd.
Address:	1203 Nanhuan Avenue, Guangming District, 518106 Shenzhen, PEOPLE'S REPUBLIC OF CHINA

3.2 General Description of E.U.T.

Product Name:	wireless module					
Model No.:	WL6PR1101					
Operation Frequency:	Band 1: 5150 MHz - 5250 MHz					
	Band 2: 5250 MHz - 5350 MHz					
	Band 3: 5470 MHz - 5725 MHz					
	Band 4: 5725 MHz - 5850 MHz					
Channel Numbers:	Band 1, 2: 4 , Band 3: 11, Band 4: 5 (802.11a, n-HT20)					
	Band 1, 2, 4: 2 , Band 3: 5 (802.11n-HT40)					
Modulation Technology: (IEEE 802.11a/802.11n)	OFDM-BPSK, QPSK, 16QAM, 64QAM					
Antenna Type:	ANT1/2/3: FPC dipole antenna			ANT4/5: Copper pipe dipole antenna		
	ANT6: FPC PIFA antenna					
Antenna Gain:	5GWIFI Band 1					
	ANT1	0.50 dBi	ANT2	1.29 dBi	ANT3	0.70 dBi
	ANT4	1.04 dBi	ANT5	0.85 dBi	ANT6	4.17 dBi
	5GWIFI Band 2					
	ANT1	0.98 dBi	ANT2	1.45 dBi	ANT3	1.07 dBi
	ANT4	1.60 dBi	ANT5	0.6 dBi	ANT6	3.76dBi
	5GWIFI Band 3					
	ANT1	2.59 dBi	ANT2	3.06 dBi	ANT3	2.12 dBi
	ANT4	2.75 dBi	ANT5	0.94 dBi	ANT6	3.67 dBi
	5GWIFI Band 4					
	ANT1	3.29 dBi	ANT2	3.17 dBi	ANT3	2.77 dBi
	ANT4	2.24 dBi	ANT5	0.92 dBi	ANT6	4.14 dBi
Antenna Transmit Mode:	SISO (1TX, 1RX)					
Power Supply:	DC 3.3V					
Test Sample Condition:	The test samples were provided in good working order with no visible defects.					

3.3 Test Mode and Environment

Test Mode:	
Transmitting mode:	Keep the EUT in continuous transmitting with modulation

Per-scan all kind of data rate, the follow list were the worst case:

Mode	Data rate
802.11a	6.0 Mbps
802.11n-HT20	6.5 Mbps
802.11n-HT40	13.5 Mbps

Remark:

1. *For AC power line conducted emission and radiated spurious emission (below 1GHz), pre-scan 802.11a, n modulation mode, found 802.11a modulation mode was worse case mode. The report only reflects the test data of worst mode.*
2. *Radiation spurious from all antennas have been tested, and only the worst mode data of each type ANT is showed in the report. In the report, In the report, ANT6 has the largest antenna gain at 5GHz and the worst test data for Unwanted Emissions in below 1GHz.*

Operating Environment:	
Temperature:	15℃ ~ 35℃
Humidity:	20 % ~ 75 % RH
Atmospheric Pressure:	1008 mbar
Voltage:	Nominal: 3.3 Vdc, Extreme: Low 2.80 Vdc, High 3.80 Vdc

3.4 Description of Test Auxiliary Equipment

The EUT has been tested as an independent unit.

3.5 Measurement Uncertainty

Parameter	Expanded Uncertainty (Confidence of 95%(U = 2Uc(y)))
Conducted Emission for LISN (9kHz ~ 10MHz)	1.9 dB
Conducted Emission for LISN (10MHz ~ 30MHz)	2.6 dB
Radiated Emission (30MHz ~ 1GHz) (3m SAC)	3.8 dB
Radiated Emission (1GHz ~ 18GHz) (3m SAC)	3.6 dB
Radiated Emission (18GHz ~ 40GHz) (3m SAC)	5.34 dB

Note: *All the measurement uncertainty value were shown with a coverage k=2 to indicate 95% level of confidence. The measurement data show herein meets or exceeds the CISPR measurement uncertainty values specified in CISPR 16-4-2 and can be compared directly to specified limit to determine compliance.*

3.6 Additions to, Deviations, or Exclusions from the Method

No

3.7 Laboratory Facility

The test facility is recognized, certified, or accredited by the following organizations:

- **FCC - Designation No.: CN1211**

JianYan Testing Group Shenzhen Co., Ltd. has been accredited as a testing laboratory by FCC(Federal Communications Commission). The test firm Registration No. is 727551.

- **ISED – CAB identifier.: CN0021**

The 3m Semi-anechoic chamber and 10m Semi-anechoic chamber of JianYan Testing Group Shenzhen Co., Ltd. has been Registered by Certification and Engineering Bureau of Industry Canada for radio equipment testing with Registration No.: 10106A-1.

- **CNAS - Registration No.: CNAS L15527**

JianYan Testing Group Shenzhen Co., Ltd. is accredited to ISO/IEC 17025:2017 General Requirements for the Competence of Testing and Calibration laboratories for the competence of testing. The Registration No. is CNAS L15527.

- **A2LA - Registration No.: 4346.01**

This laboratory is accredited in accordance with the recognized International Standard ISO/IEC 17025:2017 General requirements for the competence of testing and calibration laboratories. The test scope can be found as below link: https://portal.a2la.org/scopepdf/4346-01.pdf

3.8 Laboratory Location

JianYan Testing Group Shenzhen Co., Ltd.
Address: No.101, Building 8, Innovation Wisdom Port, No.155 Hongtian Road, Huangpu Community, Xinqiao Street, Bao'an District, Shenzhen, Guangdong, People's Republic of China.
Tel: +86-755-23118282, Fax: +86-755-23116366
Email: info-JYTee@lets.com, Website: http://jyt.lets.com

3.9 Test Instruments List

Radiated Emission(3m SAC):					
Test Equipment	**Manufacturer**	**Model No.**	**Manage No.**	**Cal. Date (mm-dd-yy)**	**Cal. Due date (mm-dd-yy)**
3m SAC	ETS	9m*6m*6m	WXJ001-1	04-14-2021	04-13-2024
Loop Antenna	Schwarzbeck	FMZB 1519 B	WXJ002-4	03-07-2022	03-06-2023
BiConiLog Antenna	Schwarzbeck	VULB9163	WXJ002	03-08-2022	03-07-2023
Horn Antenna	Schwarzbeck	BBHA9120D	WXJ002-2	03-08-2022	03-07-2023
Horn Antenna	Schwarzbeck	BBHA9170	WXJ002-5	04-07-2022	04-06-2023
Pre-amplifier (30MHz ~ 1GHz)	Schwarzbeck	BBV9743B	WXJ001-2	01-20-2022	01-19-2023
Pre-amplifier (1GHz ~ 18GHz)	SKET	LNPA_0118G-50	WXJ001-3	01-20-2022	01-19-2023
Pre-amplifier (18GHz ~ 40GHz)	RF System	TRLA-180400G45B	WXJ002-7	03-30-2022	03-29-2023
EMI Test Receiver	Rohde & Schwarz	ESRP7	WXJ003-1	03-05-2022	03-04-2023
Spectrum Analyzer	Rohde & Schwarz	FSP 30	WXJ004	01-20-2022	01-19-2023
Spectrum Analyzer	KEYSIGHT	N9010B	WXJ004-2	10-17-2022	10-16-2023
Coaxial Cable (30MHz ~ 1GHz)	JYTSZ	JYT3M-1G-NN-8M	WXG001-4	01-20-2022	01-19-2023
Coaxial Cable (1GHz ~ 18GHz)	JYTSZ	JYT3M-18G-NN-8M	WXG001-5	01-20-2022	01-19-2023
Coaxial Cable (18GHz ~ 40GHz)	JYTSZ	JYT3M-40G-SS-8M	WXG001-7	01-20-2022	01-19-2023
Band Reject Filter Group	Tonscend	JS0806-F	WXJ089	N/A	
Test Software	Tonscend	TS+	Version: 3.0.0.1		

Conducted Emission:					
Test Equipment	**Manufacturer**	**Model No.**	**Manage No.**	**Cal. Date (mm-dd-yy)**	**Cal. Due date (mm-dd-yy)**
EMI Test Receiver	Rohde & Schwarz	ESR3	WXJ003-2	07-12-2022	07-11-2023
LISN	Schwarzbeck	NSLK 8127	QCJ001-13	02-24-2022	02-23-2023
LISN	Rohde & Schwarz	ESH3-Z5	WXJ005-1	03-30-2022	03-29-2023
LISN Coaxial Cable (9kHz ~ 30MHz)	JYTSZ	JYTCE-1G-NN-2M	WXG003-1	02-24-2022	02-23-2023
RF Switch	TOP PRECISION	RSU0301	WXG003	N/A	
Test Software	AUDIX	E3	Version: 6.110919b		

Conducted Method:					
Test Equipment	**Manufacturer**	**Model No.**	**Manage No.**	**Cal. Date (mm-dd-yy)**	**Cal. Due date (mm-dd-yy)**
Spectrum Analyzer	Keysight	N9010B	WXJ004-3	10-17-2022	10-16-2023
DC Power Supply	Keysight	E3642A	WXJ025-2	N/A	
Temperature Humidity Chamber	ZHONG ZHI	CZ-A-80D	WXJ032-3	03-19-2021	03-18-2023
Power Detector Box	MWRFTEST	MW100-PSB	WXJ007-4	10-17-2022	10-16-2023
RF Control Unit	MWRFTEST	MW100-RFCB	WXG006	N/A	
Test Software	MWRFTEST	MTS 8310	Version: 2.0.0.0		

4 Measurement Setup and Procedure

4.1 Test Channel

According to ANSI C63.10-2013 chapter 5.6.1 Table 4 requirement, select lowest channel, middle channel, and highest channel in the frequency range in which device operates for testing. The detailed frequency points are as follows:

Operation frequency: 5150 MHz – 5250 MHz

Modulation mode	Lowest channel		Middle channel		Highest channel	
	Channel No.	Frequency (MHz)	Channel No.	Frequency (MHz)	Channel No.	Frequency (MHz)
802.11a, n-HT20	36	5180	40	5200	48	5240
802.11n-HT40	38	5190	/	/	46	5230

Operation frequency: 5250 MHz – 5350 MHz

Modulation mode	Lowest channel		Middle channel		Highest channel	
	Channel No.	Frequency (MHz)	Channel No.	Frequency (MHz)	Channel No.	Frequency (MHz)
802.11a, n-HT20	52	5260	56	5280	64	5320
802.11n-HT40	54	5270	/	/	62	5310

Operation frequency: 5470 MHz – 5725 MHz

Modulation mode	Lowest channel		Middle channel		Highest channel	
	Channel No.	Frequency (MHz)	Channel No.	Frequency (MHz)	Channel No.	Frequency (MHz)
802.11a, n-HT20	100	5500	112	5560	140	5700
802.11n-HT40	102	5510	118	5590	134	5670

Operation frequency: 5725 MHz – 5850 MHz

Modulation mode	Lowest channel		Middle channel		Highest channel	
	Channel No.	Frequency (MHz)	Channel No.	Frequency (MHz)	Channel No.	Frequency (MHz)
802.11a, n-HT20	149	5745	157	5785	165	5825
802.11n-HT40	151	5755	/	/	159	5795

4.2 Test Setup

1) Conducted emission measurement:

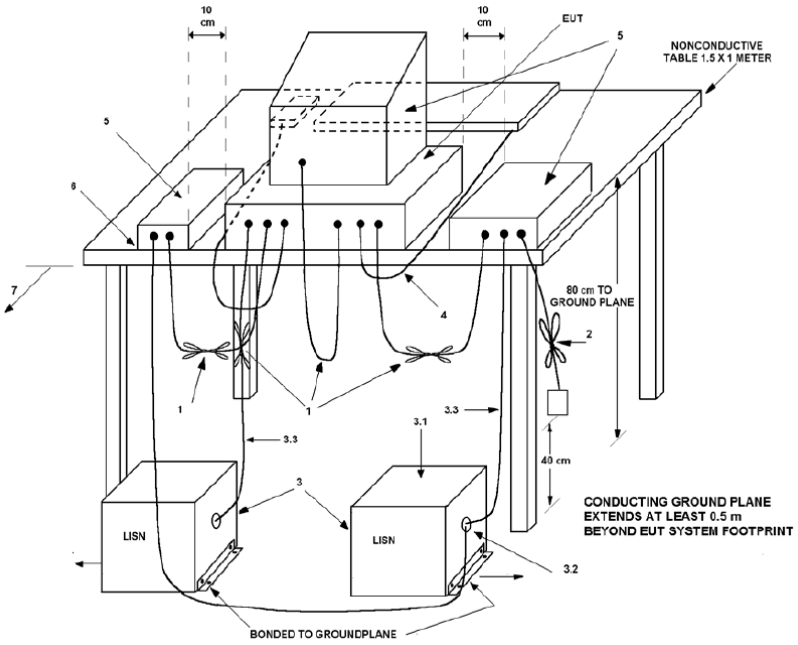

Note: The detailed descriptions please refer to Figure 8 of ANSI C63.4:2014.

2) Radiated emission measurement:

Below 1GHz (3m SAC)

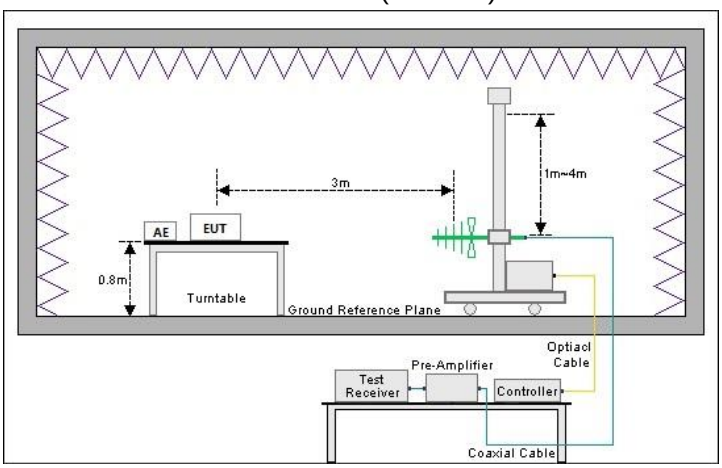

Above 1GHz (3m SAC)

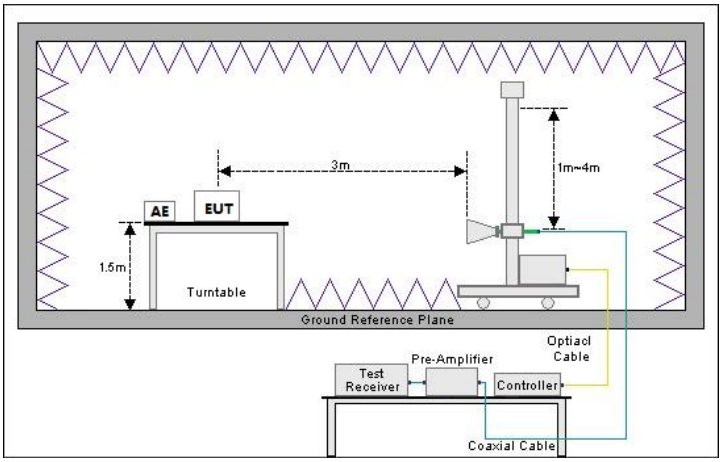

3) Conducted test method

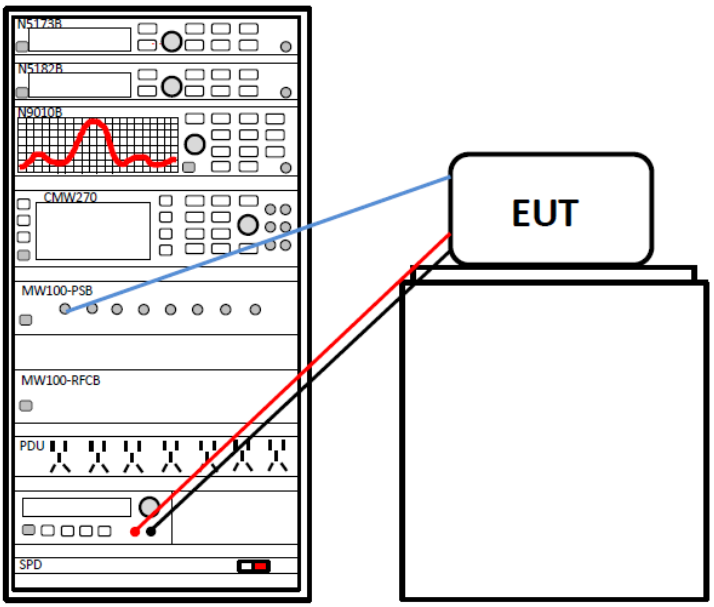

4.3 Test Procedure

Test method	Test step
Conducted emission	1. The E.U.T and simulators are connected to the main power through a line impedance stabilization network (L.I.S.N.). This provides a 50ohm/50uH coupling impedance for the measuring equipment. 2. The peripheral devices are also connected to the main power through a LISN that provides a 50ohm/50uH coupling impedance with 50ohm termination. (Please refer to the block diagram of the test setup and photographs). 3. Both sides of A.C. line are checked for maximum conducted interference. In order to find the maximum emission, the relative positions of equipment and all of the interface cables must be changed according to ANSI C63.10 on conducted measurement.
Radiated emission	**For below 1GHz:** 1. The EUT was placed on the tabletop of a rotating table 0.8 m the ground at a 3 m semi anechoic chamber. The measurement distance from the EUT to the receiving antenna is 3 m. 2. EUT works in each mode of operation that needs to be tested，and having the EUT continuously working, respectively on 3 axis (X, Y & Z) and considered typical configuration to obtain worst position. The highest signal levels relative to the limit shall be determined by rotating the EUT from 0° to 360° and with varying the measurement antenna height between 1 m and 4 m in vertical and horizontal polarizations. 3. Open the test software to control the test antenna and test turntable. Perform the test, save the test results, and export the test data. **For above 1GHz:** 1. The EUT was placed on the tabletop of a rotating table 1.5 m the ground at a 3 m fully anechoic room. The measurement distance from the EUT to the receiving antenna is 3 m. 2. EUT works in each mode of operation that needs to be tested，and having the EUT continuously working, respectively on 3 axis (X, Y & Z) and considered typical configuration to obtain worst position. The highest signal levels relative to the limit shall be determined by rotating the EUT from 0° to 360° and with varying the measurement antenna height between 1 m and 4 m in vertical and horizontal polarizations. 3. Open the test software to control the test antenna and test turntable. Perform the test, save the test results, and export the test data.
Conducted test method	1. The Wi-Fi antenna port of EUT was connected to the test port of the test system through an RF cable. 2. The EUT is keeping in continuous transmission mode and tested in all modulation modes. 3. Open the test software, prepare a test plan, and control the system through the software. After the test is completed, the test report is exported through the test software.

5 Test Results

5.1 Summary

5.1.1 Clause and Data Summary

Test items	Standard clause	Test data	Result
Antenna Requirement	15.203	See Section 5.2	Pass
AC Power Line Conducted Emission	15.207 15.407 (b)(9)	See Section 5.3	Pass
Duty Cycle	ANSI C63.10-2013	Appendix – 5G Wi-Fi	Pass
Conducted Peak Output Power Power Spectral Density	15.407 (a)(1)(iv), (a)(2), (a)(3)(i)	Appendix – 5G Wi-Fi	Pass
26dB Emission Bandwidth 99% Occupied Bandwidth	15.407 (a)(12)	Appendix – 5G Wi-Fi	Pass
6dB Emission Bandwidth	15.407 (e)	Appendix – 5G Wi-Fi	Pass
Unwanted Emissions	15.205 15.209 15.407 (b)(1), (2), (3), (4), (9), (10)	See Section 5.4	Pass
Frequency Stability	15.407 (g)	Appendix – 5G Wi-Fi	Pass
Dynamic frequency selection	15.407 (h)(2)	See DFS Report: JYTSZ-R12-2202429	Pass

Remark:

1. *Pass: The EUT complies with the essential requirements in the standard.*
2. *N/A: Not Applicable.*
3. *The cable insertion loss used by "RF Output Power" and other conduction measurement items is 1.0dB (provided by the customer).*

Test Method:	*ANSI C63.10-2013* *KDB 789033 D02 General U-NII Test Procedures New Rules v02r01*

5.1.2 Test Limit

<table>
<tr><th>Test items</th><th>Limit</th></tr>
<tr><td>AC Power Line Conducted Emission</td><td>
<table>
<tr><th rowspan="2">Frequency (MHz)</th><th colspan="2">Limit (dBμV)</th></tr>
<tr><th>Quasi-Peak</th><th>Average</th></tr>
<tr><td>0.15 – 0.5</td><td>66 to 56 Note 1</td><td>56 to 46 Note 1</td></tr>
<tr><td>0.5 – 5</td><td>56</td><td>46</td></tr>
<tr><td>5 – 30</td><td>60</td><td>50</td></tr>
<tr><td colspan="3">Note 1: The limit level in dBμV decreases linearly with the logarithm of frequency.
Note 2: The more stringent limit applies at transition frequencies.</td></tr>
</table>
</td></tr>
<tr><td>Conducted Peak Output Power

Power Spectral Density</td><td>
For the 5.15-5.25 GHz band:
For client devices in the 5.15-5.25 GHz band, the maximum conducted output power over the frequency band of operation shall not exceed 250 mW provided the maximum antenna gain does not exceed 6 dBi. In addition, the maximum power spectral density shall not exceed 11 dBm in any 1 megahertz band. If transmitting antennas of directional gain greater than 6 dBi are used, both the maximum conducted output power and the maximum power spectral density shall be reduced by the amount in dB that the directional gain of the antenna exceeds 6 dBi.

For the 5.25-5.35 GHz and 5.47-5.725 GHz bands:
The maximum conducted output power over the frequency bands of operation shall not exceed the lesser of 250 mW or 11 dBm + 10 log B, where B is the 26 dB emission bandwidth in megahertz. In addition, the maximum power spectral density shall not exceed 11 dBm in any 1 megahertz band. If transmitting antennas of directional gain greater than 6 dBi are used, both the maximum conducted output power and the maximum power spectral density shall be reduced by the amount in dB that the directional gain of the antenna exceeds 6 dBi.

For the band 5.725-5.895 GHz:
For the band 5.725-5.850 GHz, the maximum conducted output power over the frequency band of operation shall not exceed 1 W. In addition, the maximum power spectral density shall not exceed 30 dBm in any 500-kHz band. If transmitting antennas of directional gain greater than 6 dBi are used, both the maximum conducted output power and the maximum power spectral density shall be reduced by the amount in dB that the directional gain of the antenna exceeds 6 dBi. However, Fixed point-to-point U-NII devices operating in this band may employ transmitting antennas with directional gain greater than 6 dBi without any corresponding reduction in transmitter conducted power. Fixed, point-to-point operations exclude the use of point-to-multipoint systems, omnidirectional applications, and multiple collocated transmitters transmitting the same information. The operator of the U-NII device, or if the equipment is professionally installed, the installer, is responsible for ensuring that systems employing high gain directional antennas are used exclusively for fixed, point-to-point operations.
</td></tr>
<tr><td>26dB Emission Bandwidth
99% Occupied Bandwidth</td><td>N/A</td></tr>
<tr><td>6dB Emission Bandwidth</td><td>Within the 5.725-5.850 GHz and 5.850-5.895 GHz bands, the minimum 6 dB bandwidth of U-NII devices shall be at least 500 kHz.</td></tr>
</table>

<table>
<tr><td>Unwanted Emissions</td><td>
(1) For transmitters operating in the 5.15-5.25 GHz band: All emissions outside of the 5.15-5.35 GHz band shall not exceed an e.i.r.p. of −27 dBm/MHz.
(2) For transmitters operating in the 5.25-5.35 GHz band: All emissions outside of the 5.15-5.35 GHz band shall not exceed an e.i.r.p. of −27 dBm/MHz.
(3) For transmitters operating in the 5.47-5.725 GHz band: All emissions outside of the 5.47-5.725 GHz band shall not exceed an e.i.r.p.of −27 dBm/MHz.
(4) For transmitters operating solely in the 5.725-5.850 GHz band: All emissions shall be limited to a level of −27 dBm/MHz at 75 MHz or more above or below the band edge increasing linearly to 10 dBm/MHz at 25 MHz above or below the band edge, and from 25 MHz above or below the band edge increasing linearly to a level of 15.6 dBm/MHz at 5 MHz above or below the band edge, and from 5 MHz above or below the band edge increasing linearly to a level of 27 dBm/MHz at the band edge.
(5) Unwanted emissions below 1 GHz must comply with the general field strength limits set forth in § 15.209. The provisions of § 15.205 apply to intentional radiators operating under this section:
<table>
<tr><th rowspan="2">Frequency (MHz)</th><th colspan="2">Limit (dBμV/m)</th><th rowspan="2">Detector</th></tr>
<tr><th>@ 3m</th><th>@ 10m</th></tr>
<tr><td>30 – 88</td><td>40.0</td><td>30.0</td><td>Quasi-peak</td></tr>
<tr><td>88 – 216</td><td>43.5</td><td>33.5</td><td>Quasi-peak</td></tr>
<tr><td>216 – 960</td><td>46.0</td><td>36.0</td><td>Quasi-peak</td></tr>
<tr><td>960 – 1000</td><td>54.0</td><td>44.0</td><td>Quasi-peak</td></tr>
<tr><td colspan="4">Note: The more stringent limit applies at transition frequencies.</td></tr>
<tr><th rowspan="2">Frequency</th><th colspan="2">Limit (dBμV/m) @ 3m</th></tr>
<tr><th>Average</th><th>Peake</th></tr>
<tr><td>Above 1 GHz</td><td colspan="2">54.0</td><td>74.0</td></tr>
<tr><td colspan="4">Note: The measurement bandwidth shall be 1 MHz or greater.</td></tr>
</table>
</td></tr>
<tr><td>Frequency Stability</td><td>Manufacturers of U-NII devices are responsible for ensuring frequency stability such that an emission is maintained within the band of operation under all conditions of normal operation as specified in the users manual.</td></tr>
</table>

5.2 Antenna requirement

Standard requirement:	FCC Part 15 C Section 15.203

15.203 requirement:
An intentional radiator shall be designed to ensure that no antenna other than that furnished by the responsible party shall be used with the device. The use of a permanently attached antenna or of an antenna that uses a unique coupling to the intentional radiator, the manufacturer may design the unit so that a broken antenna can be replaced by the user, but the use of a standard antenna jack or electrical connector is prohibited.

E.U.T Antenna:

The Wi-Fi antenna is an internal antenna which cannot replace by end-user, the best case gain of the antenna show in the table below. See product internal photos for details.

ANT No.	Antenna type	gain
1	FPC dipole	3.29dBi
2	FPC dipole	3.17dBi
3	FPC dipole	2.77dBi
4	Copper pipe dipole	2.75dBi
5	Copper pipe dipole	0.94dBi
6	FPC PIFA	4.17dBi

5.3 AC Power Line Conducted Emission

Product name:	wireless module	**Product model:**	WL6PR1101
Test by:	Mike	**Test mode:**	5G Wi-Fi mode
Test frequency:	150 kHz ~ 30 MHz	**Phase:**	Line
Test voltage:	AC 120 V/60 Hz		

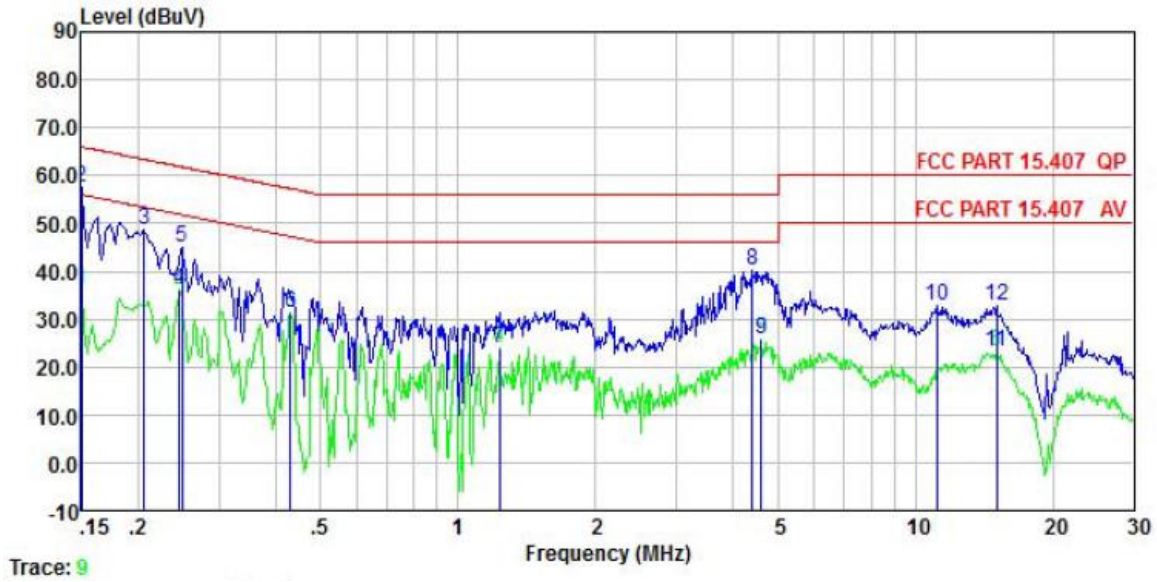

	Freq	Read Level	LISN Factor	Aux2 Factor	Cable Loss	Level	Limit Line	Over Limit	Remark
	MHz	dBuV	dB	dB	dB	dBuV	dBuV	dB	
1	0.150	25.48	0.04	10.50	0.01	36.03	56.00	-19.97	Average
2	0.150	46.93	0.04	10.50	0.01	57.48	66.00	-8.52	QP
3	0.206	38.07	0.05	10.50	0.04	48.66	63.36	-14.70	QP
4	0.246	25.62	0.06	10.50	0.01	36.19	51.91	-15.72	Average
5	0.249	34.59	0.06	10.50	0.01	45.16	61.78	-16.62	QP
6	0.431	20.93	0.05	10.50	0.03	31.51	47.24	-15.73	Average
7	1.229	13.33	0.07	10.50	0.10	24.00	46.00	-22.00	Average
8	4.407	29.51	0.11	10.50	0.08	40.20	56.00	-15.80	QP
9	4.598	15.06	0.12	10.50	0.09	25.77	46.00	-20.23	Average
10	11.139	21.92	0.24	10.50	0.11	32.77	60.00	-27.23	QP
11	15.066	12.46	0.29	10.50	0.14	23.39	50.00	-26.61	Average
12	15.066	21.69	0.29	10.50	0.14	32.62	60.00	-27.38	QP

Remark:

1. Level = Read level + LISN Factor + Cable Loss.

Product name:	wireless module	Product model:	WL6PR1101
Test by:	Mike	Test mode:	5G Wi-Fi mode
Test frequency:	150 kHz ~ 30 MHz	Phase:	Neutral
Test voltage:	AC 120 V/60 Hz		

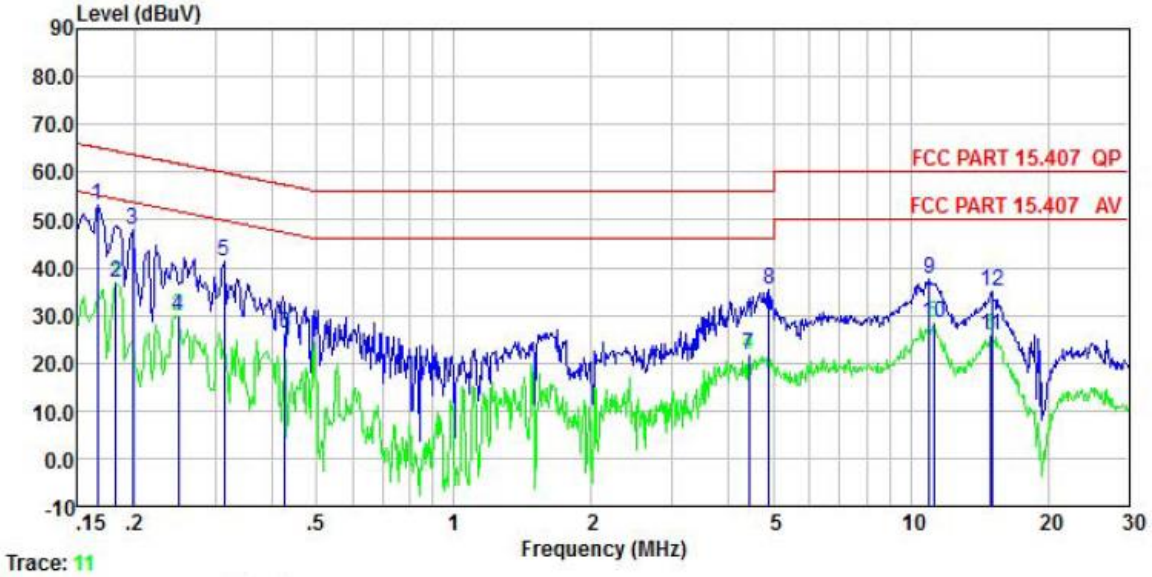

	Freq	Read Level	LISN Factor	Aux2 Factor	Cable Loss	Level	Limit Line	Over Limit	Remark
	MHz	dBuV	dB	dB	dB	dBuV	dBuV	dB	
1	0.166	42.58	0.06	10.50	0.01	53.15	65.16	-12.01	QP
2	0.182	26.24	0.05	10.50	0.01	36.80	54.42	-17.62	Average
3	0.198	37.26	0.05	10.50	0.04	47.85	63.71	-15.86	QP
4	0.249	19.37	0.05	10.50	0.01	29.93	51.78	-21.85	Average
5	0.313	30.59	0.05	10.50	0.03	41.17	59.88	-18.71	QP
6	0.426	15.74	0.04	10.50	0.03	26.31	47.33	-21.02	Average
7	4.430	11.07	0.11	10.50	0.08	21.76	46.00	-24.24	Average
8	4.900	24.77	0.11	10.50	0.09	35.47	56.00	-20.53	QP
9	10.963	26.62	0.22	10.50	0.11	37.45	60.00	-22.55	QP
10	11.257	17.46	0.23	10.50	0.11	28.30	50.00	-21.70	Average
11	14.986	14.90	0.27	10.50	0.14	25.81	50.00	-24.19	Average
12	15.066	23.95	0.27	10.50	0.14	34.86	60.00	-25.14	QP

Remark:

1. Level = Read level + LISN Factor + Cable Loss.

5.4 Unwanted Emissions

Below 1GHz:

Product Name:	wireless module	**Product Model:**	WL6PR1101
Test By:	Mike	**Test mode:**	5G Wi-Fi mode
Test Frequency:	30 MHz ~ 1 GHz	**Polarization:**	Vertical
Test Voltage:	DC 3.3V		

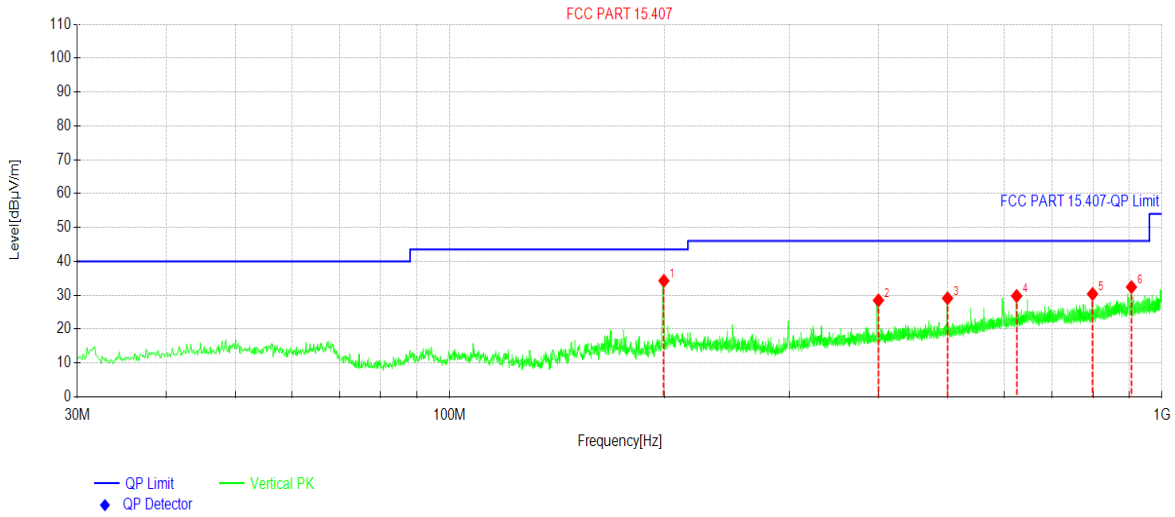

Suspected Data List								
NO.	Freq. [MHz]	Reading [dBµV/m]	Level [dBµV/m]	Factor [dB]	Limit [dBµV/m]	Margin [dB]	Trace	Polarity
1	199.864	49.37	34.26	-15.11	43.50	9.24	PK	Vertical
2	399.898	39.30	28.50	-10.80	46.00	17.50	PK	Vertical
3	500.012	38.11	29.12	-8.99	46.00	16.88	PK	Vertical
4	625.057	36.11	29.79	-6.32	46.00	16.21	PK	Vertical
5	798.995	34.52	30.39	-4.13	46.00	15.61	PK	Vertical
6	905.997	35.07	32.43	-2.64	46.00	13.57	PK	Vertical

Remark:

1. Level = Reading + Factor(Antenna Factor + Cable Loss – Preamplifier Factor).

Product Name:	wireless module	**Product Model:**	WL6PR1101
Test By:	Mike	**Test mode:**	5G Wi-Fi mode
Test Frequency:	30 MHz ~ 1 GHz	**Polarization:**	Horizontal
Test Voltage:	DC 3.3V		

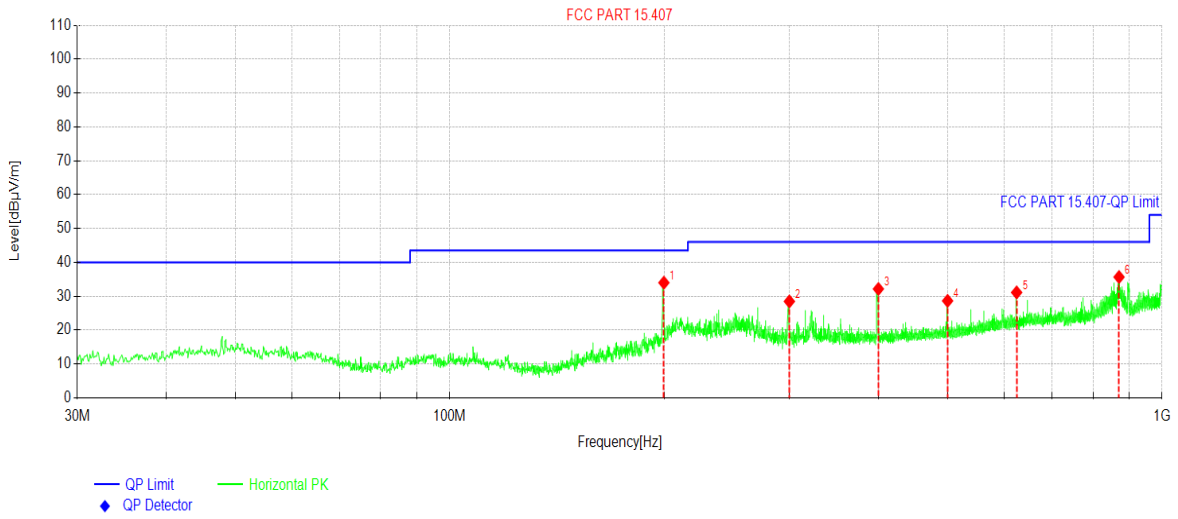

Suspected Data List								
NO.	Freq. [MHz]	Reading [dBµV/m]	Level [dBµV/m]	Factor [dB]	Limit [dBµV/m]	Margin [dB]	Trace	Polarity
1	199.864	49.10	33.99	-15.11	43.50	9.51	PK	Horizontal
2	299.881	41.55	28.48	-13.07	46.00	17.52	PK	Horizontal
3	399.801	42.96	32.16	-10.80	46.00	13.84	PK	Horizontal
4	500.012	37.63	28.64	-8.99	46.00	17.36	PK	Horizontal
5	625.057	37.44	31.12	-6.32	46.00	14.88	PK	Horizontal
6	870.395	38.70	35.67	-3.03	46.00	10.33	PK	Horizontal

Remark:

1. Level = Reading + Factor(Antenna Factor + Cable Loss – Preamplifier Factor).

Above 1GHz

ANT 1:

Band 1: 5150 MHz - 5250 MHz, 802.11a						
Test channel: Lowest channel						
Detector: Peak Value						
Frequency (MHz)	Read Level (dBμV)	Factor (dB)	Level (dBμV/m)	Limit (dBμV/m)	Margin (dB)	Polarization
5150.00	26.91	15.74	42.65	74.00	31.35	Vertical
10360.00	52.87	4.88	57.75	68.20	10.45	Vertical
5150.00	34.96	15.74	50.70	74.00	23.30	Horizontal
10360.00	53.30	4.88	58.18	68.20	10.02	Horizontal
Detector: Average Value						
Frequency (MHz)	Read Level (dBμV)	Factor (dB)	Level (dBμV/m)	Limit (dBμV/m)	Margin (dB)	Polarization
5150.00	27.24	15.74	42.98	54.00	11.02	Vertical
5150.00	35.99	15.74	51.73	54.00	2.27	Horizontal
Test channel: Middle channel						
Detector: Peak Value						
Frequency (MHz)	Read Level (dBμV)	Factor (dB)	Level (dBμV/m)	Limit (dBμV/m)	Margin (dB)	Polarization
10400.00	52.64	4.71	57.35	68.20	10.85	Vertical
10400.00	53.17	4.71	57.88	68.20	10.32	Horizontal
Test channel: Highest channel						
Detector: Peak Value						
Frequency (MHz)	Read Level (dBμV)	Factor (dB)	Level (dBμV/m)	Limit (dBμV/m)	Margin (dB)	Polarization
5350.00	35.12	16.49	51.61	74.00	22.39	Vertical
10480.00	52.67	5.38	58.05	68.20	10.15	Vertical
5350.00	35.49	16.49	51.98	74.00	22.02	Horizontal
10480.00	53.04	5.38	58.42	68.20	9.78	Horizontal
Detector: Average Value						
Frequency (MHz)	Read Level (dBμV)	Factor (dB)	Level (dBμV/m)	Limit (dBμV/m)	Margin (dB)	Polarization
5350.00	26.37	16.49	42.86	54.00	11.14	Vertical
5350.00	26.73	16.49	43.22	54.00	10.78	Horizontal

Remark:

1. *Level = Reading + Factor.*
2. *Test Frequency up to 40GHz, and the emission levels of other frequencies are lower than the limit 20dB, not show in test report.*

Band 1: 5150 MHz - 5250 MHz, 802.11n-HT20

Test channel: Lowest channel

Detector: Peak Value

Frequency (MHz)	Read Level (dBμV)	Factor (dB)	Level (dBμV/m)	Limit (dBμV/m)	Margin (dB)	Polarization
5150.00	35.94	15.74	51.68	74.00	22.32	Vertical
10360.00	52.18	4.88	57.06	68.20	11.14	Vertical
5150.00	35.81	15.74	51.55	74.00	22.45	Horizontal
10360.00	52.89	4.88	57.77	68.20	10.43	Horizontal

Detector: Average Value

Frequency (MHz)	Read Level (dBμV)	Factor (dB)	Level (dBμV/m)	Limit (dBμV/m)	Margin (dB)	Polarization
5150.00	27.47	15.74	43.21	54.00	10.79	Vertical
5150.00	27.01	15.74	42.75	54.00	11.25	Horizontal

Test channel: Middle channel

Detector: Peak Value

Frequency (MHz)	Read Level (dBμV)	Factor (dB)	Level (dBμV/m)	Limit (dBμV/m)	Margin (dB)	Polarization
10400.00	52.61	4.71	57.32	68.20	10.88	Vertical
10400.00	52.95	4.71	57.66	68.20	10.54	Horizontal

Test channel: Highest channel

Detector: Peak Value

Frequency (MHz)	Read Level (dBμV)	Factor (dB)	Level (dBμV/m)	Limit (dBμV/m)	Margin (dB)	Polarization
5350.00	35.22	16.49	51.71	74.00	22.29	Vertical
10480.00	52.44	5.38	57.82	68.20	10.38	Vertical
5350.00	34.17	16.49	50.66	74.00	23.34	Horizontal
10480.00	52.95	5.38	58.33	68.20	9.87	Horizontal

Detector: Average Value

Frequency (MHz)	Read Level (dBμV)	Factor (dB)	Level (dBμV/m)	Limit (dBμV/m)	Margin (dB)	Polarization
5350.00	27.10	16.49	43.59	54.00	10.41	Vertical
5350.00	26.67	16.49	43.16	54.00	10.84	Horizontal

Remark:

1. *Level = Reading + Factor.*
2. *Test Frequency up to 40GHz, and the emission levels of other frequencies are lower than the limit 20dB, not show in test report.*

Band 1: 5150 MHz - 5250 MHz, 802.11n-HT40						
Test channel: Lowest channel Detector: Peak Value						
Frequency (MHz)	Read Level (dBμV)	Factor (dB)	Level (dBμV/m)	Limit (dBμV/m)	Margin (dB)	Polarization
5150.00	38.64	15.74	54.38	74.00	19.62	Vertical
10380.00	52.12	4.79	56.91	68.20	11.29	Vertical
5150.00	36.35	15.74	52.09	74.00	21.91	Horizontal
10380.00	53.42	4.79	58.21	68.20	9.99	Horizontal
Detector: Average Value						
Frequency (MHz)	Read Level (dBμV)	Factor (dB)	Level (dBμV/m)	Limit (dBμV/m)	Margin (dB)	Polarization
5150.00	26.99	15.74	42.73	54.00	11.27	Vertical
5150.00	29.00	15.74	44.74	54.00	9.26	Horizontal
Test channel: Highest channel Detector: Peak Value						
Frequency (MHz)	Read Level (dBμV)	Factor (dB)	Level (dBμV/m)	Limit (dBμV/m)	Margin (dB)	Polarization
5350.00	35.53	16.49	52.02	74.00	21.98	Vertical
10460.00	52.33	5.21	57.54	68.20	10.66	Vertical
5350.00	35.62	16.49	52.11	74.00	21.89	Horizontal
10460.00	52.95	5.21	58.16	68.20	10.04	Horizontal
Detector: Average Value						
Frequency (MHz)	Read Level (dBμV)	Factor (dB)	Level (dBμV/m)	Limit (dBμV/m)	Margin (dB)	Polarization
5350.00	27.06	16.49	43.55	54.00	10.45	Vertical
5350.00	26.65	16.49	43.14	54.00	10.86	Horizontal

Remark:

1. *Level = Reading + Factor.*
2. *Test Frequency up to 40GHz, and the emission levels of other frequencies are lower than the limit 20dB, not show in test report.*

Band 2: 5250 MHz - 5350 MHz, 802.11a

Test channel: Lowest channel

Detector: Peak Value

Frequency (MHz)	Read Level (dBμV)	Factor (dB)	Level (dBμV/m)	Limit (dBμV/m)	Margin (dB)	Polarization
5150.00	35.33	15.74	51.07	74.00	22.93	Vertical
10520.00	53.41	5.61	59.02	68.20	9.18	Vertical
5150.00	35.31	15.74	51.05	74.00	22.95	Horizontal
10520.00	52.39	5.61	58.00	68.20	10.20	Horizontal

Detector: Average Value

Frequency (MHz)	Read Level (dBμV)	Factor (dB)	Level (dBμV/m)	Limit (dBμV/m)	Margin (dB)	Polarization
5150.00	26.62	15.74	42.36	54.00	11.64	Vertical
5150.00	26.47	15.74	42.21	54.00	11.79	Horizontal

Test channel: Middle channel

Detector: Peak Value

Frequency (MHz)	Read Level (dBμV)	Factor (dB)	Level (dBμV/m)	Limit (dBμV/m)	Margin (dB)	Polarization
10560.00	53.24	5.74	58.98	68.20	9.22	Vertical
10560.00	52.49	5.74	58.23	68.20	9.97	Horizontal

Test channel: Highest channel

Detector: Peak Value

Frequency (MHz)	Read Level (dBμV)	Factor (dB)	Level (dBμV/m)	Limit (dBμV/m)	Margin (dB)	Polarization
5350.00	36.59	16.49	53.08	74.00	20.92	Vertical
10640.00	53.19	6.02	59.21	74.00	14.79	Vertical
5350.00	35.05	16.49	51.54	74.00	22.46	Horizontal
10640.00	52.27	6.02	58.29	74.00	15.71	Horizontal

Detector: Average Value

Frequency (MHz)	Read Level (dBμV)	Factor (dB)	Level (dBμV/m)	Limit (dBμV/m)	Margin (dB)	Polarization
5350.00	27.89	16.49	44.38	54.00	9.62	Vertical
10640.00	26.61	6.02	32.63	54.00	21.37	Vertical
5350.00	26.35	16.49	42.84	54.00	11.16	Horizontal
10640.00	26.33	6.02	32.35	54.00	21.65	Horizontal

Remark:

1. *Level = Reading + Factor.*
2. *Test Frequency up to 40GHz, and the emission levels of other frequencies are lower than the limit 20dB, not show in test report.*

Band 2: 5250 MHz - 5350 MHz, 802.11n-HT20

Test channel: Lowest channel

Detector: Peak Value

Frequency (MHz)	Read Level (dBμV)	Factor (dB)	Level (dBμV/m)	Limit (dBμV/m)	Margin (dB)	Polarization
5150.00	35.96	15.74	51.70	74.00	22.30	Vertical
10520.00	53.38	5.61	58.99	68.20	9.21	Vertical
5150.00	34.74	15.74	50.48	74.00	23.52	Horizontal
10520.00	52.17	5.61	57.78	68.20	10.42	Horizontal

Detector: Average Value

Frequency (MHz)	Read Level (dBμV)	Factor (dB)	Level (dBμV/m)	Limit (dBμV/m)	Margin (dB)	Polarization
5150.00	26.47	15.74	42.21	54.00	11.79	Vertical
5150.00	26.36	15.74	42.10	54.00	11.90	Horizontal

Test channel: Middle channel

Detector: Peak Value

Frequency (MHz)	Read Level (dBμV)	Factor (dB)	Level (dBμV/m)	Limit (dBμV/m)	Margin (dB)	Polarization
10560.00	53.21	5.74	58.95	68.20	9.25	Vertical
10560.00	52.25	5.74	57.99	68.20	10.21	Horizontal

Test channel: Highest channel

Detector: Peak Value

Frequency (MHz)	Read Level (dBμV)	Factor (dB)	Level (dBμV/m)	Limit (dBμV/m)	Margin (dB)	Polarization
5350.00	36.20	16.49	52.69	74.00	21.31	Vertical
10640.00	53.13	6.02	59.15	74.00	14.85	Vertical
5350.00	34.47	16.49	50.96	74.00	23.04	Horizontal
10640.00	52.22	6.02	58.24	74.00	15.76	Horizontal

Detector: Average Value

Frequency (MHz)	Read Level (dBμV)	Factor (dB)	Level (dBμV/m)	Limit (dBμV/m)	Margin (dB)	Polarization
5350.00	27.02	16.49	43.51	54.00	10.49	Vertical
10640.00	26.68	6.02	32.70	54.00	21.30	Vertical
5350.00	27.37	16.49	43.86	54.00	10.14	Horizontal
10640.00	26.30	6.02	32.32	54.00	21.68	Horizontal

Remark:

1. *Level = Reading + Factor.*
2. *Test Frequency up to 40GHz, and the emission levels of other frequencies are lower than the limit 20dB, not show in test report.*

Band 2: 5250 MHz - 5350 MHz, 802.11n-HT40						
Test channel: Lowest channel Detector: Peak Value						
Frequency (MHz)	Read Level (dBμV)	Factor (dB)	Level (dBμV/m)	Limit (dBμV/m)	Margin (dB)	Polarization
5150.00	34.69	15.74	50.43	74.00	23.57	Vertical
10540.00	53.14	5.67	58.81	68.20	9.39	Vertical
5150.00	36.99	15.74	52.73	74.00	21.27	Horizontal
10540.00	52.19	5.67	57.86	68.20	10.34	Horizontal
Detector: Average Value						
Frequency (MHz)	Read Level (dBμV)	Factor (dB)	Level (dBμV/m)	Limit (dBμV/m)	Margin (dB)	Polarization
5150.00	26.79	15.74	42.53	54.00	11.47	Vertical
5150.00	26.84	15.74	42.58	54.00	11.42	Horizontal
Test channel: Highest channel Detector: Peak Value						
Frequency (MHz)	Read Level (dBμV)	Factor (dB)	Level (dBμV/m)	Limit (dBμV/m)	Margin (dB)	Polarization
5350.00	36.68	16.49	53.17	74.00	20.83	Vertical
10620.00	53.10	5.95	59.05	74.00	14.95	Vertical
5350.00	35.70	16.49	52.19	74.00	21.81	Horizontal
10620.00	52.11	5.95	58.06	74.00	15.94	Horizontal
Detector: Average Value						
Frequency (MHz)	Read Level (dBμV)	Factor (dB)	Level (dBμV/m)	Limit (dBμV/m)	Margin (dB)	Polarization
5350.00	29.02	16.49	45.51	54.00	8.49	Vertical
10620.00	26.42	5.95	32.37	54.00	21.63	Vertical
5350.00	26.91	16.49	43.40	54.00	10.60	Horizontal
10620.00	26.15	5.95	32.10	54.00	21.90	Horizontal

Remark:

1. *Level = Reading + Factor.*
2. *Test Frequency up to 40GHz, and the emission levels of other frequencies are lower than the limit 20dB, not show in test report.*

Band 3: 5470 MHz - 5725 MHz, 802.11a

Test channel: Lowest channel

Detector: Peak Value

Frequency (MHz)	Read Level (dBμV)	Factor (dB)	Level (dBμV/m)	Limit (dBμV/m)	Margin (dB)	Polarization
5470.00	35.95	16.73	52.68	68.20	15.52	Vertical
11000.00	51.54	6.39	57.93	74.00	16.07	Vertical
5470.00	34.85	16.73	51.58	68.20	16.62	Horizontal
11000.00	52.31	6.39	58.70	74.00	15.30	Horizontal

Detector: Average Value

Frequency (MHz)	Read Level (dBμV)	Factor (dB)	Level (dBμV/m)	Limit (dBμV/m)	Margin (dB)	Polarization
11000.00	44.44	6.39	50.83	54.00	3.17	Vertical
11000.00	44.29	6.39	50.68	54.00	3.32	Horizontal

Test channel: Middle channel

Detector: Peak Value

Frequency (MHz)	Read Level (dBμV)	Factor (dB)	Level (dBμV/m)	Limit (dBμV/m)	Margin (dB)	Polarization
11120.00	51.36	6.17	57.53	74.00	16.47	Vertical
11120.00	52.61	6.17	58.78	74.00	15.22	Horizontal

Detector: Average Value

Frequency (MHz)	Read Level (dBμV)	Factor (dB)	Level (dBμV/m)	Limit (dBμV/m)	Margin (dB)	Polarization
11120.00	44.63	6.17	50.80	54.00	3.20	Vertical
11120.00	44.85	6.17	51.02	54.00	2.98	Horizontal

Test channel: Highest channel

Detector: Peak Value

Frequency (MHz)	Read Level (dBμV)	Factor (dB)	Level (dBμV/m)	Limit (dBμV/m)	Margin (dB)	Polarization
5725.00	37.53	17.49	55.02	68.20	13.18	Vertical
11400.00	51.63	6.18	57.81	74.00	16.19	Vertical
5725.00	35.98	17.49	53.47	68.20	14.73	Horizontal
11400.00	52.96	6.18	59.14	74.00	14.86	Horizontal

Detector: Average Value

Frequency (MHz)	Read Level (dBμV)	Factor (dB)	Level (dBμV/m)	Limit (dBμV/m)	Margin (dB)	Polarization
11400.00	44.44	6.18	50.62	54.00	3.38	Vertical
11400.00	44.29	6.18	50.47	54.00	3.53	Horizontal

Remark:

1. *Level = Reading + Factor.*
2. *Test Frequency up to 40GHz, and the emission levels of other frequencies are lower than the limit 20dB, not show in test report.*

Band 3: 5470 MHz - 5725 MHz, 802.11n-HT20

Test channel: Lowest channel

Detector: Peak Value

Frequency (MHz)	Read Level (dBμV)	Factor (dB)	Level (dBμV/m)	Limit (dBμV/m)	Margin (dB)	Polarization
5470.00	35.30	16.73	52.03	68.20	16.17	Vertical
11000.00	51.74	6.39	58.13	74.00	15.87	Vertical
5470.00	35.64	16.73	52.37	68.20	15.83	Horizontal
11000.00	52.69	6.39	59.08	74.00	14.92	Horizontal

Detector: Average Value

Frequency (MHz)	Read Level (dBμV)	Factor (dB)	Level (dBμV/m)	Limit (dBμV/m)	Margin (dB)	Polarization
11000.00	44.63	6.39	51.02	54.00	2.98	Vertical
11000.00	44.52	6.39	50.91	54.00	3.09	Horizontal

Test channel: Middle channel

Detector: Peak Value

Frequency (MHz)	Read Level (dBμV)	Factor (dB)	Level (dBμV/m)	Limit (dBμV/m)	Margin (dB)	Polarization
11120.00	51.63	6.17	57.80	74.00	16.20	Vertical
11120.00	52.41	6.17	58.58	74.00	15.42	Horizontal

Detector: Average Value

Frequency (MHz)	Read Level (dBμV)	Factor (dB)	Level (dBμV/m)	Limit (dBμV/m)	Margin (dB)	Polarization
11120.00	44.26	6.17	50.43	54.00	3.57	Vertical
11120.00	44.81	6.17	50.98	54.00	3.02	Horizontal

Test channel: Highest channel

Detector: Peak Value

Frequency (MHz)	Read Level (dBμV)	Factor (dB)	Level (dBμV/m)	Limit (dBμV/m)	Margin (dB)	Polarization
5725.00	38.00	17.49	55.49	68.20	12.71	Vertical
11400.00	51.34	6.18	57.52	74.00	16.48	Vertical
5725.00	35.44	17.49	52.93	68.20	15.27	Horizontal
11400.00	52.41	6.18	58.59	74.00	15.41	Horizontal

Detector: Average Value

Frequency (MHz)	Read Level (dBμV)	Factor (dB)	Level (dBμV/m)	Limit (dBμV/m)	Margin (dB)	Polarization
11400.00	44.06	6.18	50.24	54.00	3.76	Vertical
11400.00	44.52	6.18	50.70	54.00	3.30	Horizontal

Remark:

1. *Level = Reading + Factor.*
2. *Test Frequency up to 40GHz, and the emission levels of other frequencies are lower than the limit 20dB, not show in test report.*

Band 3: 5470 MHz - 5725 MHz, 802.11n-HT40

Test channel: Lowest channel

Detector: Peak Value

Frequency (MHz)	Read Level (dBμV)	Factor (dB)	Level (dBμV/m)	Limit (dBμV/m)	Margin (dB)	Polarization
5470.00	39.41	16.73	56.14	68.20	12.06	Vertical
11020.00	51.83	6.34	58.17	74.00	15.83	Vertical
5470.00	34.26	16.73	50.99	68.20	17.21	Horizontal
11020.00	52.64	6.34	58.98	74.00	15.02	Horizontal

Detector: Average Value

Frequency (MHz)	Read Level (dBμV)	Factor (dB)	Level (dBμV/m)	Limit (dBμV/m)	Margin (dB)	Polarization
11020.00	44.16	6.34	50.50	54.00	3.50	Vertical
11020.00	44.25	6.34	50.59	54.00	3.41	Horizontal

Test channel: Middle channel

Detector: Peak Value

Frequency (MHz)	Read Level (dBμV)	Factor (dB)	Level (dBμV/m)	Limit (dBμV/m)	Margin (dB)	Polarization
11180.00	51.26	6.31	57.57	74.00	16.43	Vertical
11180.00	52.44	6.31	58.75	74.00	15.25	Horizontal

Detector: Average Value

Frequency (MHz)	Read Level (dBμV)	Factor (dB)	Level (dBμV/m)	Limit (dBμV/m)	Margin (dB)	Polarization
11180.00	44.53	6.31	50.84	54.00	3.16	Vertical
11180.00	44.85	6.31	51.16	54.00	2.84	Horizontal

Test channel: Highest channel

Detector: Peak Value

Frequency (MHz)	Read Level (dBμV)	Factor (dB)	Level (dBμV/m)	Limit (dBμV/m)	Margin (dB)	Polarization
5725.00	35.85	17.49	53.34	68.20	14.86	Vertical
11340.00	51.08	6.70	57.78	74.00	16.22	Vertical
5725.00	34.82	17.49	52.31	68.20	15.89	Horizontal
11340.00	52.92	6.70	59.62	74.00	14.38	Horizontal

Detector: Average Value

Frequency (MHz)	Read Level (dBμV)	Factor (dB)	Level (dBμV/m)	Limit (dBμV/m)	Margin (dB)	Polarization
11340.00	44.92	6.70	51.62	54.00	2.38	Vertical
11340.00	44.83	6.70	51.53	54.00	2.47	Horizontal

Remark:

1. *Level = Reading + Factor.*
2. *Test Frequency up to 40GHz, and the emission levels of other frequencies are lower than the limit 20dB, not show in test report.*

Band 4: 5725 MHz - 5825 MHz, 802.11a

Test channel: Lowest channel

Detector: Peak Value

Frequency (MHz)	Read Level (dBμV)	Factor (dB)	Level (dBμV/m)	Limit (dBμV/m)	Margin (dB)	Polarization
5650.00	35.81	17.16	52.97	68.20	15.23	Vertical
5700.00	36.55	17.35	53.90	105.20	51.30	Vertical
5720.00	38.67	17.46	56.13	110.80	54.67	Vertical
5725.00	42.71	17.49	60.20	122.20	62.00	Vertical
11490.00	51.07	6.61	57.68	74.00	16.32	Vertical
5650.00	35.09	17.16	52.25	68.20	15.95	Horizontal
5700.00	36.10	17.35	53.45	105.20	51.75	Horizontal
5720.00	36.69	17.46	54.15	110.80	56.65	Horizontal
5725.00	39.25	17.49	56.74	122.20	65.46	Horizontal
11490.00	52.61	6.61	59.22	74.00	14.78	Horizontal

Detector: Average Value

Frequency (MHz)	Read Level (dBμV)	Factor (dB)	Level (dBμV/m)	Limit (dBμV/m)	Margin (dB)	Polarization
11490.00	43.89	6.61	50.50	54.00	3.50	Vertical
11490.00	43.85	6.61	50.46	54.00	3.54	Horizontal

Test channel: Middle channel

Detector: Peak Value

Frequency (MHz)	Read Level (dBμV)	Factor (dB)	Level (dBμV/m)	Limit (dBμV/m)	Margin (dB)	Polarization
11570.00	51.47	6.28	57.75	74.00	16.25	Vertical
11570.00	52.63	6.28	58.91	74.00	15.09	Horizontal

Detector: Average Value

Frequency (MHz)	Read Level (dBμV)	Factor (dB)	Level (dBμV/m)	Limit (dBμV/m)	Margin (dB)	Polarization
11570.00	43.10	6.28	49.38	54.00	4.62	Vertical
11570.00	43.59	6.28	49.87	54.00	4.13	Horizontal

Remark:

1. *Level = Reading + Factor.*
2. *Test Frequency up to 40GHz, and the emission levels of other frequencies are lower than the limit 20dB, not show in test report.*

Test channel: Highest channel						
Detector: Peak Value						
Frequency (MHz)	Read Level (dBμV)	Factor (dB)	Level (dBμV/m)	Limit (dBμV/m)	Margin (dB)	Polarization
5850.00	36.23	18.01	54.24	122.20	67.96	Vertical
5855.00	36.09	18.02	54.11	110.80	56.69	Vertical
5875.00	35.55	18.07	53.62	105.20	51.58	Vertical
5925.00	34.96	17.95	52.91	68.20	15.29	Vertical
11650.00	51.52	6.49	58.01	74.00	15.99	Vertical
5850.00	33.93	18.01	51.94	122.20	70.26	Horizontal
5855.00	34.75	18.02	52.77	110.80	58.03	Horizontal
5875.00	34.81	18.07	52.88	105.20	52.32	Horizontal
5925.00	34.19	17.95	52.14	68.20	16.06	Horizontal
11650.00	52.95	6.49	59.44	74.00	14.56	Horizontal
Detector: Average Value						
Frequency (MHz)	Read Level (dBμV)	Factor (dB)	Level (dBμV/m)	Limit (dBμV/m)	Margin (dB)	Polarization
11650.00	43.61	6.49	50.10	54.00	3.90	Vertical
11650.00	43.74	6.49	50.23	54.00	3.77	Horizontal

Remark:

1. *Level = Reading + Factor.*
2. *Test Frequency up to 40GHz, and the emission levels of other frequencies are lower than the limit 20dB, not show in test report.*

Band 4: 5725 MHz - 5825 MHz, 802.11n-HT20

Test channel: Lowest channel

Detector: Peak Value

Frequency (MHz)	Read Level (dBμV)	Factor (dB)	Level (dBμV/m)	Limit (dBμV/m)	Margin (dB)	Polarization
5650.00	37.04	17.16	54.20	68.20	14.00	Vertical
5700.00	36.66	17.35	54.01	105.20	51.19	Vertical
5720.00	42.83	17.46	60.29	110.80	50.51	Vertical
5725.00	51.44	17.49	68.93	122.20	53.27	Vertical
11490.00	51.85	6.61	58.46	74.00	15.54	Vertical
5650.00	34.80	17.16	51.96	68.20	16.24	Horizontal
5700.00	35.00	17.35	52.35	105.20	52.85	Horizontal
5720.00	37.40	17.46	54.86	110.80	55.94	Horizontal
5725.00	44.64	17.49	62.13	122.20	60.07	Horizontal
11490.00	52.41	6.61	59.02	74.00	14.98	Horizontal

Detector: Average Value

Frequency (MHz)	Read Level (dBμV)	Factor (dB)	Level (dBμV/m)	Limit (dBμV/m)	Margin (dB)	Polarization
11490.00	43.94	6.61	50.55	54.00	3.45	Vertical
11490.00	43.16	6.61	49.77	54.00	4.23	Horizontal

Test channel: Middle channel

Detector: Peak Value

Frequency (MHz)	Read Level (dBμV)	Factor (dB)	Level (dBμV/m)	Limit (dBμV/m)	Margin (dB)	Polarization
11570.00	51.74	6.28	58.02	74.00	15.98	Vertical
11570.00	52.24	6.28	58.52	74.00	15.48	Horizontal

Detector: Average Value

Frequency (MHz)	Read Level (dBμV)	Factor (dB)	Level (dBμV/m)	Limit (dBμV/m)	Margin (dB)	Polarization
11570.00	43.03	6.28	49.31	54.00	4.69	Vertical
11570.00	43.51	6.28	49.79	54.00	4.21	Horizontal

Remark:

1. *Level = Reading + Factor.*
2. *Test Frequency up to 40GHz, and the emission levels of other frequencies are lower than the limit 20dB, not show in test report.*

Test channel: Highest channel						
Detector: Peak Value						
Frequency (MHz)	Read Level (dBμV)	Factor (dB)	Level (dBμV/m)	Limit (dBμV/m)	Margin (dB)	Polarization
5850.00	36.83	18.01	54.84	122.20	67.36	Vertical
5855.00	36.62	18.02	54.64	110.80	56.16	Vertical
5875.00	35.33	18.07	53.40	105.20	51.80	Vertical
5925.00	34.65	17.95	52.60	68.20	15.60	Vertical
11650.00	51.74	6.49	58.23	74.00	15.77	Vertical
5850.00	34.50	18.01	52.51	122.20	69.69	Horizontal
5855.00	34.84	18.02	52.86	110.80	57.94	Horizontal
5875.00	33.81	18.07	51.88	105.20	53.32	Horizontal
5925.00	34.89	17.95	52.84	68.20	15.36	Horizontal
11650.00	52.44	6.49	58.93	74.00	15.07	Horizontal
Detector: Average Value						
Frequency (MHz)	Read Level (dBμV)	Factor (dB)	Level (dBμV/m)	Limit (dBμV/m)	Margin (dB)	Polarization
11650.00	43.16	6.49	49.65	54.00	4.35	Vertical
11650.00	43.25	6.49	49.74	54.00	4.26	Horizontal

Remark:

1. *Level = Reading + Factor.*
2. *Test Frequency up to 40GHz, and the emission levels of other frequencies are lower than the limit 20dB, not show in test report.*

Band 4: 5725 MHz - 5825 MHz, 802.11n-HT40

Test channel: Lowest channel

Detector: Peak Value

Frequency (MHz)	Read Level (dBμV)	Factor (dB)	Level (dBμV/m)	Limit (dBμV/m)	Margin (dB)	Polarization
5650.00	35.75	17.16	52.91	68.20	15.29	Vertical
5700.00	37.39	17.35	54.74	105.20	50.46	Vertical
5720.00	46.12	17.46	63.58	110.80	47.22	Vertical
5725.00	49.99	17.49	67.48	122.20	54.72	Vertical
11510.00	51.63	6.60	58.23	74.00	15.77	Vertical
5650.00	34.43	17.16	51.59	68.20	16.61	Horizontal
5700.00	35.79	17.35	53.14	105.20	52.06	Horizontal
5720.00	41.39	17.46	58.85	110.80	51.95	Horizontal
5725.00	43.13	17.49	60.62	122.20	61.58	Horizontal
11510.00	52.10	6.60	58.70	74.00	15.30	Horizontal

Detector: Average Value

Frequency (MHz)	Read Level (dBμV)	Factor (dB)	Level (dBμV/m)	Limit (dBμV/m)	Margin (dB)	Polarization
11510.00	43.85	6.60	50.45	54.00	3.55	Vertical
11510.00	43.13	6.60	49.73	54.00	4.27	Horizontal

Test channel: Highest channel

Detector: Peak Value

Frequency (MHz)	Read Level (dBμV)	Factor (dB)	Level (dBμV/m)	Limit (dBμV/m)	Margin (dB)	Polarization
5850.00	35.84	18.01	53.85	122.20	68.35	Vertical
5855.00	35.93	18.02	53.95	110.80	56.85	Vertical
5875.00	35.96	18.07	54.03	105.20	51.17	Vertical
5925.00	35.68	17.95	53.63	68.20	14.57	Vertical
11590.00	51.60	6.17	57.77	74.00	16.23	Vertical
5850.00	33.88	18.01	51.89	122.20	70.31	Horizontal
5855.00	34.40	18.02	52.42	110.80	58.38	Horizontal
5875.00	34.02	18.07	52.09	105.20	53.11	Horizontal
5925.00	34.86	17.95	52.81	68.20	15.39	Horizontal
11590.00	51.85	6.17	58.02	74.00	15.98	Horizontal

Detector: Average Value

Frequency (MHz)	Read Level (dBμV)	Factor (dB)	Level (dBμV/m)	Limit (dBμV/m)	Margin (dB)	Polarization
11590.00	43.06	6.17	49.23	54.00	4.77	Vertical
11590.00	43.18	6.17	49.35	54.00	4.65	Horizontal

Remark:

1. *Level = Reading + Factor.*
2. *Test Frequency up to 40GHz, and the emission levels of other frequencies are lower than the limit 20dB, not show in test report.*

ANT 2:

Band 1: 5150 MHz - 5250 MHz, 802.11a						
Test channel: Lowest channel Detector: Peak Value						
Frequency (MHz)	Read Level (dBμV)	Factor (dB)	Level (dBμV/m)	Limit (dBμV/m)	Margin (dB)	Polarization
5150.00	36.17	15.74	51.91	74.00	22.09	Vertical
10360.00	52.84	4.88	57.72	68.20	10.48	Vertical
5150.00	36.05	15.74	51.79	74.00	22.21	Horizontal
10360.00	52.21	4.88	57.09	68.20	11.11	Horizontal
Detector: Average Value						
Frequency (MHz)	Read Level (dBμV)	Factor (dB)	Level (dBμV/m)	Limit (dBμV/m)	Margin (dB)	Polarization
5150.00	27.67	15.74	43.41	54.00	10.59	Vertical
5150.00	26.45	15.74	42.19	54.00	11.81	Horizontal
Test channel: Middle channel Detector: Peak Value						
Frequency (MHz)	Read Level (dBμV)	Factor (dB)	Level (dBμV/m)	Limit (dBμV/m)	Margin (dB)	Polarization
10400.00	52.16	4.71	56.87	68.20	11.33	Vertical
10400.00	52.06	4.71	56.77	68.20	11.43	Horizontal
Test channel: Highest channel Detector: Peak Value						
Frequency (MHz)	Read Level (dBμV)	Factor (dB)	Level (dBμV/m)	Limit (dBμV/m)	Margin (dB)	Polarization
5350.00	36.35	16.49	52.84	74.00	21.16	Vertical
10480.00	52.36	5.38	57.74	68.20	10.46	Vertical
5350.00	34.71	16.49	51.20	74.00	22.80	Horizontal
10480.00	52.09	5.38	57.47	68.20	10.73	Horizontal
Detector: Average Value						
Frequency (MHz)	Read Level (dBμV)	Factor (dB)	Level (dBμV/m)	Limit (dBμV/m)	Margin (dB)	Polarization
5350.00	26.40	16.49	42.89	54.00	11.11	Vertical
5350.00	26.01	16.49	42.50	54.00	11.50	Horizontal

Remark:

1. *Level = Reading + Factor.*
2. *Test Frequency up to 40GHz, and the emission levels of other frequencies are lower than the limit 20dB, not show in test report.*

Band 1: 5150 MHz - 5250 MHz, 802.11n-HT20

Test channel: Lowest channel

Detector: Peak Value

Frequency (MHz)	Read Level (dBμV)	Factor (dB)	Level (dBμV/m)	Limit (dBμV/m)	Margin (dB)	Polarization
5150.00	35.66	15.74	51.40	74.00	22.60	Vertical
10360.00	52.63	4.88	57.51	68.20	10.69	Vertical
5150.00	34.50	15.74	50.24	74.00	23.76	Horizontal
10360.00	52.74	4.88	57.62	68.20	10.58	Horizontal

Detector: Average Value

Frequency (MHz)	Read Level (dBμV)	Factor (dB)	Level (dBμV/m)	Limit (dBμV/m)	Margin (dB)	Polarization
5150.00	27.50	15.74	43.24	54.00	10.76	Vertical
5150.00	26.88	15.74	42.62	54.00	11.38	Horizontal

Test channel: Middle channel

Detector: Peak Value

Frequency (MHz)	Read Level (dBμV)	Factor (dB)	Level (dBμV/m)	Limit (dBμV/m)	Margin (dB)	Polarization
10400.00	52.39	4.71	57.10	68.20	11.10	Vertical
10400.00	52.74	4.71	57.45	68.20	10.75	Horizontal

Test channel: Highest channel

Detector: Peak Value

Frequency (MHz)	Read Level (dBμV)	Factor (dB)	Level (dBμV/m)	Limit (dBμV/m)	Margin (dB)	Polarization
5350.00	34.75	16.49	51.24	74.00	22.76	Vertical
10480.00	52.09	5.38	57.47	68.20	10.73	Vertical
5350.00	34.63	16.49	51.12	74.00	22.88	Horizontal
10480.00	52.14	5.38	57.52	68.20	10.68	Horizontal

Detector: Average Value

Frequency (MHz)	Read Level (dBμV)	Factor (dB)	Level (dBμV/m)	Limit (dBμV/m)	Margin (dB)	Polarization
5350.00	26.15	16.49	42.64	54.00	11.36	Vertical
5350.00	25.57	16.49	42.06	54.00	11.94	Horizontal

Remark:

1. *Level = Reading + Factor.*
2. *Test Frequency up to 40GHz, and the emission levels of other frequencies are lower than the limit 20dB, not show in test report.*

Band 1: 5150 MHz - 5250 MHz, 802.11n-HT40

Test channel: Lowest channel

Detector: Peak Value

Frequency (MHz)	Read Level (dBμV)	Factor (dB)	Level (dBμV/m)	Limit (dBμV/m)	Margin (dB)	Polarization
5150.00	38.02	15.74	53.76	74.00	20.24	Vertical
10380.00	52.68	4.79	57.47	68.20	10.73	Vertical
5150.00	36.16	15.74	51.90	74.00	22.10	Horizontal
10380.00	52.41	4.79	57.20	68.20	11.00	Horizontal

Detector: Average Value

Frequency (MHz)	Read Level (dBμV)	Factor (dB)	Level (dBμV/m)	Limit (dBμV/m)	Margin (dB)	Polarization
5150.00	28.39	15.74	44.13	54.00	9.87	Vertical
5150.00	26.75	15.74	42.49	54.00	11.51	Horizontal

Test channel: Highest channel

Detector: Peak Value

Frequency (MHz)	Read Level (dBμV)	Factor (dB)	Level (dBμV/m)	Limit (dBμV/m)	Margin (dB)	Polarization
5350.00	36.48	16.49	52.97	74.00	21.03	Vertical
10460.00	52.07	5.21	57.28	68.20	10.92	Vertical
5350.00	36.66	16.49	53.15	74.00	20.85	Horizontal
10460.00	52.83	5.21	58.04	68.20	10.16	Horizontal

Detector: Average Value

Frequency (MHz)	Read Level (dBμV)	Factor (dB)	Level (dBμV/m)	Limit (dBμV/m)	Margin (dB)	Polarization
5350.00	26.49	16.49	42.98	54.00	11.02	Vertical
5350.00	27.80	16.49	44.29	54.00	9.71	Horizontal

Remark:

1. *Level = Reading + Factor.*
2. *Test Frequency up to 40GHz, and the emission levels of other frequencies are lower than the limit 20dB, not show in test report.*

Band 2: 5250 MHz - 5350 MHz, 802.11a

Test channel: Lowest channel

Detector: Peak Value

Frequency (MHz)	Read Level (dBμV)	Factor (dB)	Level (dBμV/m)	Limit (dBμV/m)	Margin (dB)	Polarization
5150.00	34.75	15.74	50.49	74.00	23.51	Vertical
10520.00	51.48	5.61	57.09	68.20	11.11	Vertical
5150.00	34.78	15.74	50.52	74.00	23.48	Horizontal
10520.00	53.59	5.61	59.20	68.20	9.00	Horizontal

Detector: Average Value

Frequency (MHz)	Read Level (dBμV)	Factor (dB)	Level (dBμV/m)	Limit (dBμV/m)	Margin (dB)	Polarization
5150.00	26.46	15.74	42.20	54.00	11.80	Vertical
5150.00	26.33	15.74	42.07	54.00	11.93	Horizontal

Test channel: Middle channel

Detector: Peak Value

Frequency (MHz)	Read Level (dBμV)	Factor (dB)	Level (dBμV/m)	Limit (dBμV/m)	Margin (dB)	Polarization
10560.00	51.48	5.74	57.22	68.20	10.98	Vertical
10560.00	53.85	5.74	59.59	68.20	8.61	Horizontal

Test channel: Highest channel

Detector: Peak Value

Frequency (MHz)	Read Level (dBμV)	Factor (dB)	Level (dBμV/m)	Limit (dBμV/m)	Margin (dB)	Polarization
5350.00	35.88	16.49	52.37	74.00	21.63	Vertical
10640.00	51.62	6.02	57.64	74.00	16.36	Vertical
5350.00	35.21	16.49	51.70	74.00	22.30	Horizontal
10640.00	51.83	6.02	57.85	74.00	16.15	Horizontal

Detector: Average Value

Frequency (MHz)	Read Level (dBμV)	Factor (dB)	Level (dBμV/m)	Limit (dBμV/m)	Margin (dB)	Polarization
5350.00	28.29	16.49	44.78	54.00	9.22	Vertical
10640.00	45.06	6.02	51.08	54.00	2.92	Vertical
5350.00	26.21	16.49	42.70	54.00	11.30	Horizontal
10640.00	44.91	6.02	50.93	54.00	3.07	Horizontal

Remark:

1. *Level = Reading + Factor.*
2. *Test Frequency up to 40GHz, and the emission levels of other frequencies are lower than the limit 20dB, not show in test report.*

Band 2: 5250 MHz - 5350 MHz, 802.11n-HT20

Test channel: Lowest channel

Detector: Peak Value

Frequency (MHz)	Read Level (dBμV)	Factor (dB)	Level (dBμV/m)	Limit (dBμV/m)	Margin (dB)	Polarization
5150.00	34.04	15.74	49.78	74.00	24.22	Vertical
10520.00	51.26	5.61	56.87	68.20	11.33	Vertical
5150.00	35.86	15.74	51.60	74.00	22.40	Horizontal
10520.00	52.92	5.61	58.53	68.20	9.67	Horizontal

Detector: Average Value

Frequency (MHz)	Read Level (dBμV)	Factor (dB)	Level (dBμV/m)	Limit (dBμV/m)	Margin (dB)	Polarization
5150.00	26.28	15.74	42.02	54.00	11.98	Vertical
5150.00	27.10	15.74	42.84	54.00	11.16	Horizontal

Test channel: Middle channel

Detector: Peak Value

Frequency (MHz)	Read Level (dBμV)	Factor (dB)	Level (dBμV/m)	Limit (dBμV/m)	Margin (dB)	Polarization
10560.00	51.74	5.74	57.48	68.20	10.72	Vertical
10560.00	53.16	5.74	58.90	68.20	9.30	Horizontal

Test channel: Highest channel

Detector: Peak Value

Frequency (MHz)	Read Level (dBμV)	Factor (dB)	Level (dBμV/m)	Limit (dBμV/m)	Margin (dB)	Polarization
5350.00	36.23	16.49	52.72	74.00	21.28	Vertical
10640.00	52.85	6.02	58.87	74.00	15.13	Vertical
5350.00	34.17	16.49	50.66	74.00	23.34	Horizontal
10640.00	52.41	6.02	58.43	74.00	15.57	Horizontal

Detector: Average Value

Frequency (MHz)	Read Level (dBμV)	Factor (dB)	Level (dBμV/m)	Limit (dBμV/m)	Margin (dB)	Polarization
5350.00	27.55	16.49	44.04	54.00	9.96	Vertical
10640.00	45.16	6.02	51.18	54.00	2.82	Vertical
5350.00	26.27	16.49	42.76	54.00	11.24	Horizontal
10640.00	44.93	6.02	50.95	54.00	3.05	Horizontal

Remark:

1. *Level = Reading + Factor.*
2. *Test Frequency up to 40GHz, and the emission levels of other frequencies are lower than the limit 20dB, not show in test report.*

Band 2: 5250 MHz - 5350 MHz, 802.11n-HT40						
Test channel: Lowest channel Detector: Peak Value						
Frequency (MHz)	Read Level (dBμV)	Factor (dB)	Level (dBμV/m)	Limit (dBμV/m)	Margin (dB)	Polarization
5150.00	34.17	15.74	49.91	74.00	24.09	Vertical
10540.00	51.93	5.67	57.60	68.20	10.60	Vertical
5150.00	38.40	15.74	54.14	74.00	19.86	Horizontal
10540.00	53.51	5.67	59.18	68.20	9.02	Horizontal
Detector: Average Value						
Frequency (MHz)	Read Level (dBμV)	Factor (dB)	Level (dBμV/m)	Limit (dBμV/m)	Margin (dB)	Polarization
5150.00	26.27	15.74	42.01	54.00	11.99	Vertical
5150.00	28.33	15.74	44.07	54.00	9.93	Horizontal
Test channel: Highest channel Detector: Peak Value						
Frequency (MHz)	Read Level (dBμV)	Factor (dB)	Level (dBμV/m)	Limit (dBμV/m)	Margin (dB)	Polarization
5350.00	35.21	16.49	51.70	74.00	22.30	Vertical
10620.00	51.74	5.95	57.69	74.00	16.31	Vertical
5350.00	36.23	16.49	52.72	74.00	21.28	Horizontal
10620.00	51.92	5.95	57.87	74.00	16.13	Horizontal
Detector: Average Value						
Frequency (MHz)	Read Level (dBμV)	Factor (dB)	Level (dBμV/m)	Limit (dBμV/m)	Margin (dB)	Polarization
5350.00	26.21	16.49	42.70	54.00	11.30	Vertical
10620.00	44.16	5.95	50.11	54.00	3.89	Vertical
5350.00	27.55	16.49	44.04	54.00	9.96	Horizontal
10620.00	43.89	5.95	49.84	54.00	4.16	Horizontal

Remark:

1. *Level = Reading + Factor.*
2. *Test Frequency up to 40GHz, and the emission levels of other frequencies are lower than the limit 20dB, not show in test report.*

Band 3: 5470 MHz - 5725 MHz, 802.11a

Test channel: Lowest channel

Detector: Peak Value

Frequency (MHz)	Read Level (dBμV)	Factor (dB)	Level (dBμV/m)	Limit (dBμV/m)	Margin (dB)	Polarization
5470.00	40.52	16.73	57.25	68.20	10.95	Vertical
11000.00	52.89	6.39	59.28	74.00	14.72	Vertical
5470.00	36.20	16.73	52.93	68.20	15.27	Horizontal
11000.00	52.46	6.39	58.85	74.00	15.15	Horizontal

Detector: Average Value

Frequency (MHz)	Read Level (dBμV)	Factor (dB)	Level (dBμV/m)	Limit (dBμV/m)	Margin (dB)	Polarization
11000.00	43.52	6.39	49.91	54.00	4.09	Vertical
11000.00	43.92	6.39	50.31	54.00	3.69	Horizontal

Test channel: Middle channel

Detector: Peak Value

Frequency (MHz)	Read Level (dBμV)	Factor (dB)	Level (dBμV/m)	Limit (dBμV/m)	Margin (dB)	Polarization
11120.00	52.16	6.17	58.33	74.00	15.67	Vertical
11120.00	52.86	6.17	59.03	74.00	14.97	Horizontal

Detector: Average Value

Frequency (MHz)	Read Level (dBμV)	Factor (dB)	Level (dBμV/m)	Limit (dBμV/m)	Margin (dB)	Polarization
11120.00	43.16	6.17	49.33	54.00	4.67	Vertical
11120.00	43.25	6.17	49.42	54.00	4.58	Horizontal

Test channel: Highest channel

Detector: Peak Value

Frequency (MHz)	Read Level (dBμV)	Factor (dB)	Level (dBμV/m)	Limit (dBμV/m)	Margin (dB)	Polarization
5725.00	36.61	17.49	54.10	68.20	14.10	Vertical
11400.00	52.92	6.18	59.10	74.00	14.90	Vertical
5725.00	34.48	17.49	51.97	68.20	16.23	Horizontal
11400.00	52.14	6.18	58.32	74.00	15.68	Horizontal

Detector: Average Value

Frequency (MHz)	Read Level (dBμV)	Factor (dB)	Level (dBμV/m)	Limit (dBμV/m)	Margin (dB)	Polarization
11400.00	43.13	6.18	49.31	54.00	4.69	Vertical
11400.00	43.74	6.18	49.92	54.00	4.08	Horizontal

Remark:

1. *Level = Reading + Factor.*
2. *Test Frequency up to 40GHz, and the emission levels of other frequencies are lower than the limit 20dB, not show in test report.*

Band 3: 5470 MHz - 5725 MHz, 802.11n-HT20

Test channel: Lowest channel

Detector: Peak Value

Frequency (MHz)	Read Level (dBμV)	Factor (dB)	Level (dBμV/m)	Limit (dBμV/m)	Margin (dB)	Polarization
5470.00	38.47	16.73	55.20	68.20	13.00	Vertical
11000.00	52.16	6.39	58.55	74.00	15.45	Vertical
5470.00	35.25	16.73	51.98	68.20	16.22	Horizontal
11000.00	52.62	6.39	59.01	74.00	14.99	Horizontal

Detector: Average Value

Frequency (MHz)	Read Level (dBμV)	Factor (dB)	Level (dBμV/m)	Limit (dBμV/m)	Margin (dB)	Polarization
11000.00	43.16	6.39	49.55	54.00	4.45	Vertical
11000.00	43.25	6.39	49.64	54.00	4.36	Horizontal

Test channel: Middle channel

Detector: Peak Value

Frequency (MHz)	Read Level (dBμV)	Factor (dB)	Level (dBμV/m)	Limit (dBμV/m)	Margin (dB)	Polarization
11120.00	52.92	6.17	59.09	74.00	14.91	Vertical
11120.00	52.47	6.17	58.64	74.00	15.36	Horizontal

Detector: Average Value

Frequency (MHz)	Read Level (dBμV)	Factor (dB)	Level (dBμV/m)	Limit (dBμV/m)	Margin (dB)	Polarization
11120.00	43.84	6.17	50.01	54.00	3.99	Vertical
11120.00	43.27	6.17	49.44	54.00	4.56	Horizontal

Test channel: Highest channel

Detector: Peak Value

Frequency (MHz)	Read Level (dBμV)	Factor (dB)	Level (dBμV/m)	Limit (dBμV/m)	Margin (dB)	Polarization
5725.00	38.76	17.49	56.25	68.20	11.95	Vertical
11400.00	52.41	6.18	58.59	74.00	15.41	Vertical
5725.00	33.91	17.49	51.40	68.20	16.80	Horizontal
11400.00	52.63	6.18	58.81	74.00	15.19	Horizontal

Detector: Average Value

Frequency (MHz)	Read Level (dBμV)	Factor (dB)	Level (dBμV/m)	Limit (dBμV/m)	Margin (dB)	Polarization
11400.00	43.85	6.18	50.03	54.00	3.97	Vertical
11400.00	43.19	6.18	49.37	54.00	4.63	Horizontal

Remark:

1. *Level = Reading + Factor.*
2. *Test Frequency up to 40GHz, and the emission levels of other frequencies are lower than the limit 20dB, not show in test report.*

Band 3: 5470 MHz - 5725 MHz, 802.11n-HT40

Test channel: Lowest channel

Detector: Peak Value

Frequency (MHz)	Read Level (dBμV)	Factor (dB)	Level (dBμV/m)	Limit (dBμV/m)	Margin (dB)	Polarization
5470.00	43.17	16.73	59.90	68.20	8.30	Vertical
11020.00	52.16	6.34	58.50	74.00	15.50	Vertical
5470.00	36.31	16.73	53.04	68.20	15.16	Horizontal
11020.00	52.08	6.34	58.42	74.00	15.58	Horizontal

Detector: Average Value

Frequency (MHz)	Read Level (dBμV)	Factor (dB)	Level (dBμV/m)	Limit (dBμV/m)	Margin (dB)	Polarization
11020.00	43.61	6.34	49.95	54.00	4.05	Vertical
11020.00	43.81	6.34	50.15	54.00	3.85	Horizontal

Test channel: Middle channel

Detector: Peak Value

Frequency (MHz)	Read Level (dBμV)	Factor (dB)	Level (dBμV/m)	Limit (dBμV/m)	Margin (dB)	Polarization
11180.00	52.74	6.31	59.05	74.00	14.95	Vertical
11180.00	52.13	6.31	58.44	74.00	15.56	Horizontal

Detector: Average Value

Frequency (MHz)	Read Level (dBμV)	Factor (dB)	Level (dBμV/m)	Limit (dBμV/m)	Margin (dB)	Polarization
11180.00	43.11	6.31	49.42	54.00	4.58	Vertical
11180.00	43.09	6.31	49.40	54.00	4.60	Horizontal

Test channel: Highest channel

Detector: Peak Value

Frequency (MHz)	Read Level (dBμV)	Factor (dB)	Level (dBμV/m)	Limit (dBμV/m)	Margin (dB)	Polarization
5725.00	34.72	17.49	52.21	68.20	15.99	Vertical
11340.00	52.09	6.70	58.79	74.00	15.21	Vertical
5725.00	34.07	17.49	51.56	68.20	16.64	Horizontal
11340.00	52.41	6.70	59.11	74.00	14.89	Horizontal

Detector: Average Value

Frequency (MHz)	Read Level (dBμV)	Factor (dB)	Level (dBμV/m)	Limit (dBμV/m)	Margin (dB)	Polarization
11340.00	43.09	6.70	49.79	54.00	4.21	Vertical
11340.00	43.74	6.70	50.44	54.00	3.56	Horizontal

Remark:

1. *Level = Reading + Factor.*
2. *Test Frequency up to 40GHz, and the emission levels of other frequencies are lower than the limit 20dB, not show in test report.*

Band 4: 5725 MHz - 5825 MHz, 802.11a

Test channel: Lowest channel

Detector: Peak Value

Frequency (MHz)	Read Level (dBμV)	Factor (dB)	Level (dBμV/m)	Limit (dBμV/m)	Margin (dB)	Polarization
5650.00	35.61	17.16	52.77	68.20	15.43	Vertical
5700.00	36.99	17.35	54.34	105.20	50.86	Vertical
5720.00	39.21	17.46	56.67	110.80	54.13	Vertical
5725.00	44.36	17.49	61.85	122.20	60.35	Vertical
11490.00	51.17	6.61	57.78	74.00	16.22	Vertical
5650.00	35.24	17.16	52.40	68.20	15.80	Horizontal
5700.00	34.80	17.35	52.15	105.20	53.05	Horizontal
5720.00	35.80	17.46	53.26	110.80	57.54	Horizontal
5725.00	37.71	17.49	55.20	122.20	67.00	Horizontal
11490.00	50.85	6.61	57.46	74.00	16.54	Horizontal

Detector: Average Value

Frequency (MHz)	Read Level (dBμV)	Factor (dB)	Level (dBμV/m)	Limit (dBμV/m)	Margin (dB)	Polarization
11490.00	43.52	6.61	50.13	54.00	3.87	Vertical
11490.00	43.65	6.61	50.26	54.00	3.74	Horizontal

Test channel: Middle channel

Detector: Peak Value

Frequency (MHz)	Read Level (dBμV)	Factor (dB)	Level (dBμV/m)	Limit (dBμV/m)	Margin (dB)	Polarization
11570.00	51.28	6.28	57.56	74.00	16.44	Vertical
11570.00	50.74	6.28	57.02	74.00	16.98	Horizontal

Detector: Average Value

Frequency (MHz)	Read Level (dBμV)	Factor (dB)	Level (dBμV/m)	Limit (dBμV/m)	Margin (dB)	Polarization
11570.00	43.16	6.28	49.44	54.00	4.56	Vertical
11570.00	43.85	6.28	50.13	54.00	3.87	Horizontal

Remark:

1. *Level = Reading + Factor.*
2. *Test Frequency up to 40GHz, and the emission levels of other frequencies are lower than the limit 20dB, not show in test report.*

Test channel: Highest channel						
Detector: Peak Value						
Frequency (MHz)	Read Level (dBμV)	Factor (dB)	Level (dBμV/m)	Limit (dBμV/m)	Margin (dB)	Polarization
5850.00	36.03	18.01	54.04	122.20	68.16	Vertical
5855.00	35.02	18.02	53.04	110.80	57.76	Vertical
5875.00	36.09	18.07	54.16	105.20	51.04	Vertical
5925.00	35.32	17.95	53.27	68.20	14.93	Vertical
11650.00	51.85	6.49	58.34	74.00	15.66	Vertical
5850.00	35.22	18.01	53.23	122.20	68.97	Horizontal
5855.00	34.34	18.02	52.36	110.80	58.44	Horizontal
5875.00	35.44	18.07	53.51	105.20	51.69	Horizontal
5925.00	36.28	17.95	54.23	68.20	13.97	Horizontal
11650.00	52.03	6.49	58.52	74.00	15.48	Horizontal
Detector: Average Value						
Frequency (MHz)	Read Level (dBμV)	Factor (dB)	Level (dBμV/m)	Limit (dBμV/m)	Margin (dB)	Polarization
11650.00	43.26	6.49	49.75	54.00	4.25	Vertical
11650.00	43.17	6.49	49.66	54.00	4.34	Horizontal

Remark:

1. *Level = Reading + Factor.*
2. *Test Frequency up to 40GHz, and the emission levels of other frequencies are lower than the limit 20dB, not show in test report.*

Band 4: 5725 MHz - 5825 MHz, 802.11n-HT20

Test channel: Lowest channel

Detector: Peak Value

Frequency (MHz)	Read Level (dBμV)	Factor (dB)	Level (dBμV/m)	Limit (dBμV/m)	Margin (dB)	Polarization
5650.00	35.83	17.16	52.99	68.20	15.21	Vertical
5700.00	35.76	17.35	53.11	105.20	52.09	Vertical
5720.00	39.09	17.46	56.55	110.80	54.25	Vertical
5725.00	44.82	17.49	62.31	122.20	59.89	Vertical
11490.00	51.96	6.61	58.57	74.00	15.43	Vertical
5650.00	35.01	17.16	52.17	68.20	16.03	Horizontal
5700.00	34.90	17.35	52.25	105.20	52.95	Horizontal
5720.00	37.48	17.46	54.94	110.80	55.86	Horizontal
5725.00	42.55	17.49	60.04	122.20	62.16	Horizontal
11490.00	51.24	6.61	57.85	74.00	16.15	Horizontal

Detector: Average Value

Frequency (MHz)	Read Level (dBμV)	Factor (dB)	Level (dBμV/m)	Limit (dBμV/m)	Margin (dB)	Polarization
11490.00	43.10	6.61	49.71	54.00	4.29	Vertical
11490.00	43.05	6.61	49.66	54.00	4.34	Horizontal

Test channel: Middle channel

Detector: Peak Value

Frequency (MHz)	Read Level (dBμV)	Factor (dB)	Level (dBμV/m)	Limit (dBμV/m)	Margin (dB)	Polarization
11570.00	51.84	6.28	58.12	74.00	15.88	Vertical
11570.00	51.63	6.28	57.91	74.00	16.09	Horizontal

Detector: Average Value

Frequency (MHz)	Read Level (dBμV)	Factor (dB)	Level (dBμV/m)	Limit (dBμV/m)	Margin (dB)	Polarization
11570.00	43.95	6.28	50.23	54.00	3.77	Vertical
11570.00	43.15	6.28	49.43	54.00	4.57	Horizontal

Remark:

1. *Level = Reading + Factor.*
2. *Test Frequency up to 40GHz, and the emission levels of other frequencies are lower than the limit 20dB, not show in test report.*

Test channel: Highest channel						
Detector: Peak Value						
Frequency (MHz)	Read Level (dBμV)	Factor (dB)	Level (dBμV/m)	Limit (dBμV/m)	Margin (dB)	Polarization
5850.00	35.09	18.01	53.10	122.20	69.10	Vertical
5855.00	35.11	18.02	53.13	110.80	57.67	Vertical
5875.00	37.13	18.07	55.20	105.20	50.00	Vertical
5925.00	34.89	17.95	52.84	68.20	15.36	Vertical
11650.00	51.06	6.49	57.55	74.00	16.45	Vertical
5850.00	34.83	18.01	52.84	122.20	69.36	Horizontal
5855.00	34.38	18.02	52.40	110.80	58.40	Horizontal
5875.00	35.37	18.07	53.44	105.20	51.76	Horizontal
5925.00	33.99	17.95	51.94	68.20	16.26	Horizontal
11650.00	51.14	6.49	57.63	74.00	16.37	Horizontal
Detector: Average Value						
Frequency (MHz)	Read Level (dBμV)	Factor (dB)	Level (dBμV/m)	Limit (dBμV/m)	Margin (dB)	Polarization
11650.00	43.55	6.49	50.04	54.00	3.96	Vertical
11650.00	43.19	6.49	49.68	54.00	4.32	Horizontal

Remark:

1. *Level = Reading + Factor.*
2. *Test Frequency up to 40GHz, and the emission levels of other frequencies are lower than the limit 20dB, not show in test report.*

Band 4: 5725 MHz - 5825 MHz, 802.11n-HT40

Test channel: Lowest channel

Detector: Peak Value

Frequency (MHz)	Read Level (dBμV)	Factor (dB)	Level (dBμV/m)	Limit (dBμV/m)	Margin (dB)	Polarization
5650.00	35.05	17.16	52.21	68.20	15.99	Vertical
5700.00	35.99	17.35	53.34	105.20	51.86	Vertical
5720.00	40.22	17.46	57.68	110.80	53.12	Vertical
5725.00	42.50	17.49	59.99	122.20	62.21	Vertical
11510.00	51.40	6.60	58.00	74.00	16.00	Vertical
5650.00	34.77	17.16	51.93	68.20	16.27	Horizontal
5700.00	34.88	17.35	52.23	105.20	52.97	Horizontal
5720.00	38.04	17.46	55.50	110.80	55.30	Horizontal
5725.00	39.72	17.49	57.21	122.20	64.99	Horizontal
11510.00	51.09	6.60	57.69	74.00	16.31	Horizontal

Detector: Average Value

Frequency (MHz)	Read Level (dBμV)	Factor (dB)	Level (dBμV/m)	Limit (dBμV/m)	Margin (dB)	Polarization
11510.00	42.99	6.60	49.59	54.00	4.41	Vertical
11510.00	43.06	6.60	49.66	54.00	4.34	Horizontal

Test channel: Highest channel

Detector: Peak Value

Frequency (MHz)	Read Level (dBμV)	Factor (dB)	Level (dBμV/m)	Limit (dBμV/m)	Margin (dB)	Polarization
5850.00	34.73	18.01	52.74	122.20	69.46	Vertical
5855.00	35.32	18.02	53.34	110.80	57.46	Vertical
5875.00	34.94	18.07	53.01	105.20	52.19	Vertical
5925.00	34.86	17.95	52.81	68.20	15.39	Vertical
11590.00	51.64	6.17	57.81	74.00	16.19	Vertical
5850.00	34.97	18.01	52.98	122.20	69.22	Horizontal
5855.00	34.38	18.02	52.40	110.80	58.40	Horizontal
5875.00	35.01	18.07	53.08	105.20	52.12	Horizontal
5925.00	35.22	17.95	53.17	68.20	15.03	Horizontal
11590.00	51.85	6.17	58.02	74.00	15.98	Horizontal

Detector: Average Value

Frequency (MHz)	Read Level (dBμV)	Factor (dB)	Level (dBμV/m)	Limit (dBμV/m)	Margin (dB)	Polarization
11590.00	43.66	6.17	49.83	54.00	4.17	Vertical
11590.00	43.14	6.17	49.31	54.00	4.69	Horizontal

Remark:

1. *Level = Reading + Factor.*
2. *Test Frequency up to 40GHz, and the emission levels of other frequencies are lower than the limit 20dB, not show in test report.*

ANT 3:

Band 1: 5150 MHz - 5250 MHz, 802.11a						
Test channel: Lowest channel Detector: Peak Value						
Frequency (MHz)	Read Level (dBμV)	Factor (dB)	Level (dBμV/m)	Limit (dBμV/m)	Margin (dB)	Polarization
5150.00	36.02	15.74	51.76	74.00	22.24	Vertical
10360.00	53.09	4.88	57.97	68.20	10.23	Vertical
5150.00	34.53	15.74	50.27	74.00	23.73	Horizontal
10360.00	53.49	4.88	58.37	68.20	9.83	Horizontal
Detector: Average Value						
Frequency (MHz)	Read Level (dBμV)	Factor (dB)	Level (dBμV/m)	Limit (dBμV/m)	Margin (dB)	Polarization
5150.00	26.70	15.74	42.44	54.00	11.56	Vertical
5150.00	26.14	15.74	41.88	54.00	12.12	Horizontal
Test channel: Middle channel Detector: Peak Value						
Frequency (MHz)	Read Level (dBμV)	Factor (dB)	Level (dBμV/m)	Limit (dBμV/m)	Margin (dB)	Polarization
10400.00	53.15	4.71	57.86	68.20	10.34	Vertical
10400.00	53.85	4.71	58.56	68.20	9.64	Horizontal
Test channel: Highest channel Detector: Peak Value						
Frequency (MHz)	Read Level (dBμV)	Factor (dB)	Level (dBμV/m)	Limit (dBμV/m)	Margin (dB)	Polarization
5350.00	35.99	16.49	52.48	74.00	21.52	Vertical
10480.00	53.09	5.38	58.47	68.20	9.73	Vertical
5350.00	34.42	16.49	50.91	74.00	23.09	Horizontal
10480.00	53.14	5.38	58.52	68.20	9.68	Horizontal
Detector: Average Value						
Frequency (MHz)	Read Level (dBμV)	Factor (dB)	Level (dBμV/m)	Limit (dBμV/m)	Margin (dB)	Polarization
5350.00	27.03	16.49	43.52	54.00	10.48	Vertical
5350.00	26.00	16.49	42.49	54.00	11.51	Horizontal

Remark:

1. *Level = Reading + Factor.*
2. *Test Frequency up to 40GHz, and the emission levels of other frequencies are lower than the limit 20dB, not show in test report.*

Band 1: 5150 MHz - 5250 MHz, 802.11n-HT20

Test channel: Lowest channel

Detector: Peak Value

Frequency (MHz)	Read Level (dBμV)	Factor (dB)	Level (dBμV/m)	Limit (dBμV/m)	Margin (dB)	Polarization
5150.00	36.01	15.74	51.75	74.00	22.25	Vertical
10360.00	53.85	4.88	58.73	68.20	9.47	Vertical
5150.00	36.12	15.74	51.86	74.00	22.14	Horizontal
10360.00	53.19	4.88	58.07	68.20	10.13	Horizontal

Detector: Average Value

Frequency (MHz)	Read Level (dBμV)	Factor (dB)	Level (dBμV/m)	Limit (dBμV/m)	Margin (dB)	Polarization
5150.00	27.34	15.74	43.08	54.00	10.92	Vertical
5150.00	26.22	15.74	41.96	54.00	12.04	Horizontal

Test channel: Middle channel

Detector: Peak Value

Frequency (MHz)	Read Level (dBμV)	Factor (dB)	Level (dBμV/m)	Limit (dBμV/m)	Margin (dB)	Polarization
10400.00	52.98	4.71	57.69	68.20	10.51	Vertical
10400.00	53.90	4.71	58.61	68.20	9.59	Horizontal

Test channel: Highest channel

Detector: Peak Value

Frequency (MHz)	Read Level (dBμV)	Factor (dB)	Level (dBμV/m)	Limit (dBμV/m)	Margin (dB)	Polarization
5350.00	35.79	16.49	52.28	74.00	21.72	Vertical
10480.00	53.17	5.38	58.55	68.20	9.65	Vertical
5350.00	35.61	16.49	52.10	74.00	21.90	Horizontal
10480.00	53.54	5.38	58.92	68.20	9.28	Horizontal

Detector: Average Value

Frequency (MHz)	Read Level (dBμV)	Factor (dB)	Level (dBμV/m)	Limit (dBμV/m)	Margin (dB)	Polarization
5350.00	26.84	16.49	43.33	54.00	10.67	Vertical
5350.00	26.09	16.49	42.58	54.00	11.42	Horizontal

Remark:

1. *Level = Reading + Factor.*
2. *Test Frequency up to 40GHz, and the emission levels of other frequencies are lower than the limit 20dB, not show in test report.*

Band 1: 5150 MHz - 5250 MHz, 802.11n-HT40

Test channel: Lowest channel

Detector: Peak Value

Frequency (MHz)	Read Level (dBμV)	Factor (dB)	Level (dBμV/m)	Limit (dBμV/m)	Margin (dB)	Polarization
5150.00	37.39	15.74	53.13	74.00	20.87	Vertical
10380.00	53.16	4.79	57.95	68.20	10.25	Vertical
5150.00	34.61	15.74	50.35	74.00	23.65	Horizontal
10380.00	53.10	4.79	57.89	68.20	10.31	Horizontal

Detector: Average Value

Frequency (MHz)	Read Level (dBμV)	Factor (dB)	Level (dBμV/m)	Limit (dBμV/m)	Margin (dB)	Polarization
5150.00	28.68	15.74	44.42	54.00	9.58	Vertical
5150.00	26.99	15.74	42.73	54.00	11.27	Horizontal

Test channel: Highest channel

Detector: Peak Value

Frequency (MHz)	Read Level (dBμV)	Factor (dB)	Level (dBμV/m)	Limit (dBμV/m)	Margin (dB)	Polarization
5350.00	35.99	16.49	52.48	74.00	21.52	Vertical
10460.00	53.14	5.21	58.35	68.20	9.85	Vertical
5350.00	34.01	16.49	50.50	74.00	23.50	Horizontal
10460.00	53.85	5.21	59.06	68.20	9.14	Horizontal

Detector: Average Value

Frequency (MHz)	Read Level (dBμV)	Factor (dB)	Level (dBμV/m)	Limit (dBμV/m)	Margin (dB)	Polarization
5350.00	26.49	16.49	42.98	54.00	11.02	Vertical
5350.00	26.37	16.49	42.86	54.00	11.14	Horizontal

Remark:

1. *Level = Reading + Factor.*
2. *Test Frequency up to 40GHz, and the emission levels of other frequencies are lower than the limit 20dB, not show in test report.*

Band 2: 5250 MHz - 5350 MHz, 802.11a

Test channel: Lowest channel

Detector: Peak Value

Frequency (MHz)	Read Level (dBμV)	Factor (dB)	Level (dBμV/m)	Limit (dBμV/m)	Margin (dB)	Polarization
5150.00	35.38	15.74	51.12	74.00	22.88	Vertical
10520.00	52.23	5.61	57.84	68.20	10.36	Vertical
5150.00	35.04	15.74	50.78	74.00	23.22	Horizontal
10520.00	52.38	5.61	57.99	68.20	10.21	Horizontal

Detector: Average Value

Frequency (MHz)	Read Level (dBμV)	Factor (dB)	Level (dBμV/m)	Limit (dBμV/m)	Margin (dB)	Polarization
5150.00	27.38	15.74	43.12	54.00	10.88	Vertical
5150.00	26.95	15.74	42.69	54.00	11.31	Horizontal

Test channel: Middle channel

Detector: Peak Value

Frequency (MHz)	Read Level (dBμV)	Factor (dB)	Level (dBμV/m)	Limit (dBμV/m)	Margin (dB)	Polarization
10560.00	52.16	5.74	57.90	68.20	10.30	Vertical
10560.00	52.93	5.74	58.67	68.20	9.53	Horizontal

Test channel: Highest channel

Detector: Peak Value

Frequency (MHz)	Read Level (dBμV)	Factor (dB)	Level (dBμV/m)	Limit (dBμV/m)	Margin (dB)	Polarization
5350.00	37.04	16.49	53.53	74.00	20.47	Vertical
10640.00	52.49	6.02	58.51	74.00	15.49	Vertical
5350.00	34.40	16.49	50.89	74.00	23.11	Horizontal
10640.00	52.93	6.02	58.95	74.00	15.05	Horizontal

Detector: Average Value

Frequency (MHz)	Read Level (dBμV)	Factor (dB)	Level (dBμV/m)	Limit (dBμV/m)	Margin (dB)	Polarization
5350.00	27.69	16.49	44.18	54.00	9.82	Vertical
10640.00	44.23	6.02	50.25	54.00	3.75	Vertical
5350.00	26.80	16.49	43.29	54.00	10.71	Horizontal
10640.00	45.21	6.02	51.23	54.00	2.77	Horizontal

Remark:

1. *Level = Reading + Factor.*
2. *Test Frequency up to 40GHz, and the emission levels of other frequencies are lower than the limit 20dB, not show in test report.*

Band 2: 5250 MHz - 5350 MHz, 802.11n-HT20

Test channel: Lowest channel

Detector: Peak Value

Frequency (MHz)	Read Level (dBμV)	Factor (dB)	Level (dBμV/m)	Limit (dBμV/m)	Margin (dB)	Polarization
5150.00	35.00	15.74	50.74	74.00	23.26	Vertical
10520.00	52.64	5.61	58.25	68.20	9.95	Vertical
5150.00	34.36	15.74	50.10	74.00	23.90	Horizontal
10520.00	52.91	5.61	58.52	68.20	9.68	Horizontal

Detector: Average Value

Frequency (MHz)	Read Level (dBμV)	Factor (dB)	Level (dBμV/m)	Limit (dBμV/m)	Margin (dB)	Polarization
5150.00	26.51	15.74	42.25	54.00	11.75	Vertical
5150.00	26.49	15.74	42.23	54.00	11.77	Horizontal

Test channel: Middle channel

Detector: Peak Value

Frequency (MHz)	Read Level (dBμV)	Factor (dB)	Level (dBμV/m)	Limit (dBμV/m)	Margin (dB)	Polarization
10560.00	52.41	5.74	58.15	68.20	10.05	Vertical
10560.00	52.63	5.74	58.37	68.20	9.83	Horizontal

Test channel: Highest channel

Detector: Peak Value

Frequency (MHz)	Read Level (dBμV)	Factor (dB)	Level (dBμV/m)	Limit (dBμV/m)	Margin (dB)	Polarization
5350.00	35.98	16.49	52.47	74.00	21.53	Vertical
10640.00	52.90	6.02	58.92	74.00	15.08	Vertical
5350.00	34.64	16.49	51.13	74.00	22.87	Horizontal
10640.00	52.74	6.02	58.76	74.00	15.24	Horizontal

Detector: Average Value

Frequency (MHz)	Read Level (dBμV)	Factor (dB)	Level (dBμV/m)	Limit (dBμV/m)	Margin (dB)	Polarization
5350.00	28.39	16.49	44.88	54.00	9.12	Vertical
10640.00	44.16	6.02	50.18	54.00	3.82	Vertical
5350.00	26.08	16.49	42.57	54.00	11.43	Horizontal
10640.00	45.83	6.02	51.85	54.00	2.15	Horizontal

Remark:

1. *Level = Reading + Factor.*
2. *Test Frequency up to 40GHz, and the emission levels of other frequencies are lower than the limit 20dB, not show in test report.*

Band 2: 5250 MHz - 5350 MHz, 802.11n-HT40						
Test channel: Lowest channel Detector: Peak Value						
Frequency (MHz)	Read Level (dBμV)	Factor (dB)	Level (dBμV/m)	Limit (dBμV/m)	Margin (dB)	Polarization
5150.00	34.68	15.74	50.42	74.00	23.58	Vertical
10540.00	52.62	5.67	58.29	68.20	9.91	Vertical
5150.00	34.54	15.74	50.28	74.00	23.72	Horizontal
10540.00	52.92	5.67	58.59	68.20	9.61	Horizontal
Detector: Average Value						
Frequency (MHz)	Read Level (dBμV)	Factor (dB)	Level (dBμV/m)	Limit (dBμV/m)	Margin (dB)	Polarization
5150.00	26.98	15.74	42.72	54.00	11.28	Vertical
5150.00	26.31	15.74	42.05	54.00	11.95	Horizontal
Test channel: Highest channel Detector: Peak Value						
Frequency (MHz)	Read Level (dBμV)	Factor (dB)	Level (dBμV/m)	Limit (dBμV/m)	Margin (dB)	Polarization
5350.00	38.79	16.49	55.28	74.00	18.72	Vertical
10620.00	52.40	5.95	58.35	74.00	15.65	Vertical
5350.00	35.18	16.49	51.67	74.00	22.33	Horizontal
10620.00	52.38	5.95	58.33	74.00	15.67	Horizontal
Detector: Average Value						
Frequency (MHz)	Read Level (dBμV)	Factor (dB)	Level (dBμV/m)	Limit (dBμV/m)	Margin (dB)	Polarization
5350.00	30.16	16.49	46.65	54.00	7.35	Vertical
10620.00	44.16	5.95	50.11	54.00	3.89	Vertical
5350.00	28.01	16.49	44.50	54.00	9.50	Horizontal
10620.00	45.97	5.95	51.92	54.00	2.08	Horizontal

Remark:

1. *Level = Reading + Factor.*
2. *Test Frequency up to 40GHz, and the emission levels of other frequencies are lower than the limit 20dB, not show in test report.*

Band 3: 5470 MHz - 5725 MHz, 802.11a

Test channel: Lowest channel

Detector: Peak Value

Frequency (MHz)	Read Level (dBμV)	Factor (dB)	Level (dBμV/m)	Limit (dBμV/m)	Margin (dB)	Polarization
5470.00	40.17	16.73	56.90	68.20	11.30	Vertical
11000.00	51.86	6.39	58.25	74.00	15.75	Vertical
5470.00	36.38	16.73	53.11	68.20	15.09	Horizontal
11000.00	52.97	6.39	59.36	74.00	14.64	Horizontal

Detector: Average Value

Frequency (MHz)	Read Level (dBμV)	Factor (dB)	Level (dBμV/m)	Limit (dBμV/m)	Margin (dB)	Polarization
11000.00	44.32	6.39	50.71	54.00	3.29	Vertical
11000.00	44.31	6.39	50.70	54.00	3.30	Horizontal

Test channel: Middle channel

Detector: Peak Value

Frequency (MHz)	Read Level (dBμV)	Factor (dB)	Level (dBμV/m)	Limit (dBμV/m)	Margin (dB)	Polarization
11120.00	51.86	6.17	58.03	74.00	15.97	Vertical
11120.00	52.96	6.17	59.13	74.00	14.87	Horizontal

Detector: Average Value

Frequency (MHz)	Read Level (dBμV)	Factor (dB)	Level (dBμV/m)	Limit (dBμV/m)	Margin (dB)	Polarization
11120.00	44.16	6.17	50.33	54.00	3.67	Vertical
11120.00	44.52	6.17	50.69	54.00	3.31	Horizontal

Test channel: Highest channel

Detector: Peak Value

Frequency (MHz)	Read Level (dBμV)	Factor (dB)	Level (dBμV/m)	Limit (dBμV/m)	Margin (dB)	Polarization
5725.00	36.04	17.49	53.53	68.20	14.67	Vertical
11400.00	51.36	6.18	57.54	74.00	16.46	Vertical
5725.00	35.79	17.49	53.28	68.20	14.92	Horizontal
11400.00	52.92	6.18	59.10	74.00	14.90	Horizontal

Detector: Average Value

Frequency (MHz)	Read Level (dBμV)	Factor (dB)	Level (dBμV/m)	Limit (dBμV/m)	Margin (dB)	Polarization
11400.00	44.16	6.18	50.34	54.00	3.66	Vertical
11400.00	44.06	6.18	50.24	54.00	3.76	Horizontal

Remark:

1. *Level = Reading + Factor.*
2. *Test Frequency up to 40GHz, and the emission levels of other frequencies are lower than the limit 20dB, not show in test report.*

Band 3: 5470 MHz - 5725 MHz, 802.11n-HT20

Test channel: Lowest channel

Detector: Peak Value

Frequency (MHz)	Read Level (dBμV)	Factor (dB)	Level (dBμV/m)	Limit (dBμV/m)	Margin (dB)	Polarization
5470.00	40.26	16.73	56.99	68.20	11.21	Vertical
11000.00	51.08	6.39	57.47	74.00	16.53	Vertical
5470.00	35.04	16.73	51.77	68.20	16.43	Horizontal
11000.00	52.63	6.39	59.02	74.00	14.98	Horizontal

Detector: Average Value

Frequency (MHz)	Read Level (dBμV)	Factor (dB)	Level (dBμV/m)	Limit (dBμV/m)	Margin (dB)	Polarization
11000.00	44.16	6.39	50.55	54.00	3.45	Vertical
11000.00	44.52	6.39	50.91	54.00	3.09	Horizontal

Test channel: Middle channel

Detector: Peak Value

Frequency (MHz)	Read Level (dBμV)	Factor (dB)	Level (dBμV/m)	Limit (dBμV/m)	Margin (dB)	Polarization
11120.00	51.36	6.17	57.53	74.00	16.47	Vertical
11120.00	52.47	6.17	58.64	74.00	15.36	Horizontal

Detector: Average Value

Frequency (MHz)	Read Level (dBμV)	Factor (dB)	Level (dBμV/m)	Limit (dBμV/m)	Margin (dB)	Polarization
11120.00	44.16	6.17	50.33	54.00	3.67	Vertical
11120.00	44.25	6.17	50.42	54.00	3.58	Horizontal

Test channel: Highest channel

Detector: Peak Value

Frequency (MHz)	Read Level (dBμV)	Factor (dB)	Level (dBμV/m)	Limit (dBμV/m)	Margin (dB)	Polarization
5725.00	36.43	17.49	53.92	68.20	14.28	Vertical
11400.00	51.84	6.18	58.02	74.00	15.98	Vertical
5725.00	34.96	17.49	52.45	68.20	15.75	Horizontal
11400.00	52.64	6.18	58.82	74.00	15.18	Horizontal

Detector: Average Value

Frequency (MHz)	Read Level (dBμV)	Factor (dB)	Level (dBμV/m)	Limit (dBμV/m)	Margin (dB)	Polarization
11400.00	44.85	6.18	51.03	54.00	2.97	Vertical
11400.00	44.63	6.18	50.81	54.00	3.19	Horizontal

Remark:

1. *Level = Reading + Factor.*
2. *Test Frequency up to 40GHz, and the emission levels of other frequencies are lower than the limit 20dB, not show in test report.*

Band 3: 5470 MHz - 5725 MHz, 802.11n-HT40

Test channel: Lowest channel

Detector: Peak Value

Frequency (MHz)	Read Level (dBμV)	Factor (dB)	Level (dBμV/m)	Limit (dBμV/m)	Margin (dB)	Polarization
5470.00	43.83	16.73	60.56	68.20	7.64	Vertical
11020.00	51.95	6.34	58.29	74.00	15.71	Vertical
5470.00	40.48	16.73	57.21	68.20	10.99	Horizontal
11020.00	52.41	6.34	58.75	74.00	15.25	Horizontal

Detector: Average Value

Frequency (MHz)	Read Level (dBμV)	Factor (dB)	Level (dBμV/m)	Limit (dBμV/m)	Margin (dB)	Polarization
11020.00	44.16	6.34	50.50	54.00	3.50	Vertical
11020.00	44.85	6.34	51.19	54.00	2.81	Horizontal

Test channel: Middle channel

Detector: Peak Value

Frequency (MHz)	Read Level (dBμV)	Factor (dB)	Level (dBμV/m)	Limit (dBμV/m)	Margin (dB)	Polarization
11180.00	51.94	6.31	58.25	74.00	15.75	Vertical
11180.00	52.79	6.31	59.10	74.00	14.90	Horizontal

Detector: Average Value

Frequency (MHz)	Read Level (dBμV)	Factor (dB)	Level (dBμV/m)	Limit (dBμV/m)	Margin (dB)	Polarization
11180.00	44.36	6.31	50.67	54.00	3.33	Vertical
11180.00	44.21	6.31	50.52	54.00	3.48	Horizontal

Test channel: Highest channel

Detector: Peak Value

Frequency (MHz)	Read Level (dBμV)	Factor (dB)	Level (dBμV/m)	Limit (dBμV/m)	Margin (dB)	Polarization
5725.00	34.97	17.49	52.46	68.20	15.74	Vertical
11340.00	51.34	6.70	58.04	74.00	15.96	Vertical
5725.00	34.73	17.49	52.22	68.20	15.98	Horizontal
11340.00	51.85	6.70	58.55	74.00	15.45	Horizontal

Detector: Average Value

Frequency (MHz)	Read Level (dBμV)	Factor (dB)	Level (dBμV/m)	Limit (dBμV/m)	Margin (dB)	Polarization
11340.00	44.63	6.70	51.33	54.00	2.67	Vertical
11340.00	44.85	6.70	51.55	54.00	2.45	Horizontal

Remark:

1. *Level = Reading + Factor.*
2. *Test Frequency up to 40GHz, and the emission levels of other frequencies are lower than the limit 20dB, not show in test report.*

Band 4: 5725 MHz - 5825 MHz, 802.11a

Test channel: Lowest channel

Detector: Peak Value

Frequency (MHz)	Read Level (dBμV)	Factor (dB)	Level (dBμV/m)	Limit (dBμV/m)	Margin (dB)	Polarization
5650.00	35.70	17.16	52.86	68.20	15.34	Vertical
5700.00	35.79	17.35	53.14	105.20	52.06	Vertical
5720.00	37.08	17.46	54.54	110.80	56.26	Vertical
5725.00	43.32	17.49	60.81	122.20	61.39	Vertical
11490.00	51.44	6.61	58.05	74.00	15.95	Vertical
5650.00	36.35	17.16	53.51	68.20	14.69	Horizontal
5700.00	36.18	17.35	53.53	105.20	51.67	Horizontal
5720.00	36.07	17.46	53.53	110.80	57.27	Horizontal
5725.00	42.50	17.49	59.99	122.20	62.21	Horizontal
11490.00	51.78	6.61	58.39	74.00	15.61	Horizontal

Detector: Average Value

Frequency (MHz)	Read Level (dBμV)	Factor (dB)	Level (dBμV/m)	Limit (dBμV/m)	Margin (dB)	Polarization
11490.00	44.17	6.61	50.78	54.00	3.22	Vertical
11490.00	44.06	6.61	50.67	54.00	3.33	Horizontal

Test channel: Middle channel

Detector: Peak Value

Frequency (MHz)	Read Level (dBμV)	Factor (dB)	Level (dBμV/m)	Limit (dBμV/m)	Margin (dB)	Polarization
11570.00	51.25	6.28	57.53	74.00	16.47	Vertical
11570.00	51.63	6.28	57.91	74.00	16.09	Horizontal

Detector: Average Value

Frequency (MHz)	Read Level (dBμV)	Factor (dB)	Level (dBμV/m)	Limit (dBμV/m)	Margin (dB)	Polarization
11570.00	44.09	6.28	50.37	54.00	3.63	Vertical
11570.00	44.51	6.28	50.79	54.00	3.21	Horizontal

Remark:

1. *Level = Reading + Factor.*
2. *Test Frequency up to 40GHz, and the emission levels of other frequencies are lower than the limit 20dB, not show in test report.*

Test channel: Highest channel						
Detector: Peak Value						
Frequency (MHz)	Read Level (dBμV)	Factor (dB)	Level (dBμV/m)	Limit (dBμV/m)	Margin (dB)	Polarization
5850.00	35.29	18.01	53.30	122.20	68.90	Vertical
5855.00	35.61	18.02	53.63	110.80	57.17	Vertical
5875.00	37.20	18.07	55.27	105.20	49.93	Vertical
5925.00	34.93	17.95	52.88	68.20	15.32	Vertical
11650.00	51.85	6.49	58.34	74.00	15.66	Vertical
5850.00	35.58	18.01	53.59	122.20	68.61	Horizontal
5855.00	34.51	18.02	52.53	110.80	58.27	Horizontal
5875.00	35.09	18.07	53.16	105.20	52.04	Horizontal
5925.00	34.66	17.95	52.61	68.20	15.59	Horizontal
11650.00	51.90	6.49	58.39	74.00	15.61	Horizontal
Detector: Average Value						
Frequency (MHz)	Read Level (dBμV)	Factor (dB)	Level (dBμV/m)	Limit (dBμV/m)	Margin (dB)	Polarization
11650.00	44.38	6.49	50.87	54.00	3.13	Vertical
11650.00	44.26	6.49	50.75	54.00	3.25	Horizontal

Remark:

1. *Level = Reading + Factor.*
2. *Test Frequency up to 40GHz, and the emission levels of other frequencies are lower than the limit 20dB, not show in test report.*

Band 4: 5725 MHz - 5825 MHz, 802.11n-HT20

Test channel: Lowest channel

Detector: Peak Value

Frequency (MHz)	Read Level (dBμV)	Factor (dB)	Level (dBμV/m)	Limit (dBμV/m)	Margin (dB)	Polarization
5650.00	35.90	17.16	53.06	68.20	15.14	Vertical
5700.00	36.49	17.35	53.84	105.20	51.36	Vertical
5720.00	35.90	17.46	53.36	110.80	57.44	Vertical
5725.00	40.17	17.49	57.66	122.20	64.54	Vertical
11490.00	51.86	6.61	58.47	74.00	15.53	Vertical
5650.00	35.47	17.16	52.63	68.20	15.57	Horizontal
5700.00	35.97	17.35	53.32	105.20	51.88	Horizontal
5720.00	36.41	17.46	53.87	110.80	56.93	Horizontal
5725.00	39.29	17.49	56.78	122.20	65.42	Horizontal
11490.00	51.93	6.61	58.54	74.00	15.46	Horizontal

Detector: Average Value

Frequency (MHz)	Read Level (dBμV)	Factor (dB)	Level (dBμV/m)	Limit (dBμV/m)	Margin (dB)	Polarization
11490.00	44.51	6.61	51.12	54.00	2.88	Vertical
11490.00	44.92	6.61	51.53	54.00	2.47	Horizontal

Test channel: Middle channel

Detector: Peak Value

Frequency (MHz)	Read Level (dBμV)	Factor (dB)	Level (dBμV/m)	Limit (dBμV/m)	Margin (dB)	Polarization
11570.00	51.74	6.28	58.02	74.00	15.98	Vertical
11570.00	51.36	6.28	57.64	74.00	16.36	Horizontal

Detector: Average Value

Frequency (MHz)	Read Level (dBμV)	Factor (dB)	Level (dBμV/m)	Limit (dBμV/m)	Margin (dB)	Polarization
11570.00	44.91	6.28	51.19	54.00	2.81	Vertical
11570.00	44.25	6.28	50.53	54.00	3.47	Horizontal

Remark:

1. *Level = Reading + Factor.*
2. *Test Frequency up to 40GHz, and the emission levels of other frequencies are lower than the limit 20dB, not show in test report.*

Test channel: Highest channel						
Detector: Peak Value						
Frequency (MHz)	Read Level (dBμV)	Factor (dB)	Level (dBμV/m)	Limit (dBμV/m)	Margin (dB)	Polarization
5850.00	35.9	18.01	53.91	122.20	68.29	Vertical
5855.00	35.78	18.02	53.80	110.80	57.00	Vertical
5875.00	36.78	18.07	54.85	105.20	50.35	Vertical
5925.00	35.06	17.95	53.01	68.20	15.19	Vertical
11650.00	51.26	6.49	57.75	74.00	16.25	Vertical
5850.00	36.70	18.01	54.71	122.20	67.49	Horizontal
5855.00	35.19	18.02	53.21	110.80	57.59	Horizontal
5875.00	35.30	18.07	53.37	105.20	51.83	Horizontal
5925.00	34.60	17.95	52.55	68.20	15.65	Horizontal
11650.00	51.73	6.49	58.22	74.00	15.78	Horizontal
Detector: Average Value						
Frequency (MHz)	Read Level (dBμV)	Factor (dB)	Level (dBμV/m)	Limit (dBμV/m)	Margin (dB)	Polarization
11650.00	44.10	6.49	50.59	54.00	3.41	Vertical
11650.00	44.85	6.49	51.34	54.00	2.66	Horizontal

Remark:

1. *Level = Reading + Factor.*
2. *Test Frequency up to 40GHz, and the emission levels of other frequencies are lower than the limit 20dB, not show in test report.*

Band 4: 5725 MHz - 5825 MHz, 802.11n-HT40						
Test channel: Lowest channel Detector: Peak Value						
Frequency (MHz)	Read Level (dBμV)	Factor (dB)	Level (dBμV/m)	Limit (dBμV/m)	Margin (dB)	Polarization
5650.00	35.39	17.16	52.55	68.20	15.65	Vertical
5700.00	35.98	17.35	53.33	105.20	51.87	Vertical
5720.00	39.28	17.46	56.74	110.80	54.06	Vertical
5725.00	41.11	17.49	58.60	122.20	63.60	Vertical
11510.00	51.47	6.60	58.07	74.00	15.93	Vertical
5650.00	34.65	17.16	51.81	68.20	16.39	Horizontal
5700.00	35.99	17.35	53.34	105.20	51.86	Horizontal
5720.00	38.32	17.46	55.78	110.80	55.02	Horizontal
5725.00	40.14	17.49	57.63	122.20	64.57	Horizontal
11510.00	51.93	6.60	58.53	74.00	15.47	Horizontal
Detector: Average Value						
Frequency (MHz)	Read Level (dBμV)	Factor (dB)	Level (dBμV/m)	Limit (dBμV/m)	Margin (dB)	Polarization
11510.00	44.85	6.60	51.45	54.00	2.55	Vertical
11510.00	44.26	6.60	50.86	54.00	3.14	Horizontal
Test channel: Highest channel Detector: Peak Value						
Frequency (MHz)	Read Level (dBμV)	Factor (dB)	Level (dBμV/m)	Limit (dBμV/m)	Margin (dB)	Polarization
5850.00	34.87	18.01	52.88	122.20	69.32	Vertical
5855.00	35.33	18.02	53.35	110.80	57.45	Vertical
5875.00	36.79	18.07	54.86	105.20	50.34	Vertical
5925.00	35.49	17.95	53.44	68.20	14.76	Vertical
11590.00	51.33	6.17	57.50	74.00	16.50	Vertical
5850.00	34.58	18.01	52.59	122.20	69.61	Horizontal
5855.00	35.80	18.02	53.82	110.80	56.98	Horizontal
5875.00	34.85	18.07	52.92	105.20	52.28	Horizontal
5925.00	35.72	17.95	53.67	68.20	14.53	Horizontal
11590.00	51.72	6.17	57.89	74.00	16.11	Horizontal
Detector: Average Value						
Frequency (MHz)	Read Level (dBμV)	Factor (dB)	Level (dBμV/m)	Limit (dBμV/m)	Margin (dB)	Polarization
11590.00	44.82	6.17	50.99	54.00	3.01	Vertical
11590.00	44.26	6.17	50.43	54.00	3.57	Horizontal

Remark:

1. *Level = Reading + Factor.*
2. *Test Frequency up to 40GHz, and the emission levels of other frequencies are lower than the limit 20dB, not show in test report.*

ANT 4:

Band 1: 5150 MHz - 5250 MHz, 802.11a						
Test channel: Lowest channel Detector: Peak Value						
Frequency (MHz)	Read Level (dBμV)	Factor (dB)	Level (dBμV/m)	Limit (dBμV/m)	Margin (dB)	Polarization
5150.00	36.18	15.74	51.92	74.00	22.08	Vertical
10360.00	53.29	4.88	58.17	68.20	10.03	Vertical
5150.00	36.07	15.74	51.81	74.00	22.19	Horizontal
10360.00	54.02	4.88	58.90	68.20	9.30	Horizontal
Detector: Average Value						
Frequency (MHz)	Read Level (dBμV)	Factor (dB)	Level (dBμV/m)	Limit (dBμV/m)	Margin (dB)	Polarization
5150.00	27.35	15.74	43.09	54.00	10.91	Vertical
5150.00	26.91	15.74	42.65	54.00	11.35	Horizontal
Test channel: Middle channel Detector: Peak Value						
Frequency (MHz)	Read Level (dBμV)	Factor (dB)	Level (dBμV/m)	Limit (dBμV/m)	Margin (dB)	Polarization
10400.00	53.19	4.71	57.90	68.20	10.30	Vertical
10400.00	53.85	4.71	58.56	68.20	9.64	Horizontal
Test channel: Highest channel Detector: Peak Value						
Frequency (MHz)	Read Level (dBμV)	Factor (dB)	Level (dBμV/m)	Limit (dBμV/m)	Margin (dB)	Polarization
5350.00	35.64	16.49	52.13	74.00	21.87	Vertical
10480.00	53.24	5.38	58.62	68.20	9.58	Vertical
5350.00	35.34	16.49	51.83	74.00	22.17	Horizontal
10480.00	52.88	5.38	58.26	68.20	9.94	Horizontal
Detector: Average Value						
Frequency (MHz)	Read Level (dBμV)	Factor (dB)	Level (dBμV/m)	Limit (dBμV/m)	Margin (dB)	Polarization
5350.00	26.88	16.49	43.37	54.00	10.63	Vertical
5350.00	26.66	16.49	43.15	54.00	10.85	Horizontal

Remark:

1. *Level = Reading + Factor.*
2. *Test Frequency up to 40GHz, and the emission levels of other frequencies are lower than the limit 20dB, not show in test report.*

Band 1: 5150 MHz - 5250 MHz, 802.11n-HT20

Test channel: Lowest channel

Detector: Peak Value

Frequency (MHz)	Read Level (dBμV)	Factor (dB)	Level (dBμV/m)	Limit (dBμV/m)	Margin (dB)	Polarization
5150.00	35.48	15.74	51.22	74.00	22.78	Vertical
10360.00	53.26	4.88	58.14	68.20	10.06	Vertical
5150.00	34.88	15.74	50.62	74.00	23.38	Horizontal
10360.00	54.03	4.88	58.91	68.20	9.29	Horizontal

Detector: Average Value

Frequency (MHz)	Read Level (dBμV)	Factor (dB)	Level (dBμV/m)	Limit (dBμV/m)	Margin (dB)	Polarization
5150.00	27.38	15.74	43.12	54.00	10.88	Vertical
5150.00	26.63	15.74	42.37	54.00	11.63	Horizontal

Test channel: Middle channel

Detector: Peak Value

Frequency (MHz)	Read Level (dBμV)	Factor (dB)	Level (dBμV/m)	Limit (dBμV/m)	Margin (dB)	Polarization
10400.00	53.16	4.71	57.87	68.20	10.33	Vertical
10400.00	53.69	4.71	58.40	68.20	9.80	Horizontal

Test channel: Highest channel

Detector: Peak Value

Frequency (MHz)	Read Level (dBμV)	Factor (dB)	Level (dBμV/m)	Limit (dBμV/m)	Margin (dB)	Polarization
5350.00	35.11	16.49	51.60	74.00	22.40	Vertical
10480.00	53.17	5.38	58.55	68.20	9.65	Vertical
5350.00	35.07	16.49	51.56	74.00	22.44	Horizontal
10480.00	53.72	5.38	59.10	68.20	9.10	Horizontal

Detector: Average Value

Frequency (MHz)	Read Level (dBμV)	Factor (dB)	Level (dBμV/m)	Limit (dBμV/m)	Margin (dB)	Polarization
5350.00	26.62	16.49	43.11	54.00	10.89	Vertical
5350.00	26.83	16.49	43.32	54.00	10.68	Horizontal

Remark:

1. *Level = Reading + Factor.*
2. *Test Frequency up to 40GHz, and the emission levels of other frequencies are lower than the limit 20dB, not show in test report.*

Band 1: 5150 MHz - 5250 MHz, 802.11n-HT40

Test channel: Lowest channel

Detector: Peak Value

Frequency (MHz)	Read Level (dBμV)	Factor (dB)	Level (dBμV/m)	Limit (dBμV/m)	Margin (dB)	Polarization
5150.00	38.80	15.74	54.54	74.00	19.46	Vertical
10380.00	52.11	4.79	56.90	68.20	11.30	Vertical
5150.00	35.64	15.74	51.38	74.00	22.62	Horizontal
10380.00	53.56	4.79	58.35	68.20	9.85	Horizontal

Detector: Average Value

Frequency (MHz)	Read Level (dBμV)	Factor (dB)	Level (dBμV/m)	Limit (dBμV/m)	Margin (dB)	Polarization
5150.00	28.67	15.74	44.41	54.00	9.59	Vertical
5150.00	27.33	15.74	43.07	54.00	10.93	Horizontal

Test channel: Highest channel

Detector: Peak Value

Frequency (MHz)	Read Level (dBμV)	Factor (dB)	Level (dBμV/m)	Limit (dBμV/m)	Margin (dB)	Polarization
5350.00	34.86	16.49	51.35	74.00	22.65	Vertical
10460.00	52.09	5.21	57.30	68.20	10.90	Vertical
5350.00	35.17	16.49	51.66	74.00	22.34	Horizontal
10460.00	53.42	5.21	58.63	68.20	9.57	Horizontal

Detector: Average Value

Frequency (MHz)	Read Level (dBμV)	Factor (dB)	Level (dBμV/m)	Limit (dBμV/m)	Margin (dB)	Polarization
5350.00	26.75	16.49	43.24	54.00	10.76	Vertical
5350.00	26.34	16.49	42.83	54.00	11.17	Horizontal

Remark:

1. *Level = Reading + Factor.*
2. *Test Frequency up to 40GHz, and the emission levels of other frequencies are lower than the limit 20dB, not show in test report.*

Band 2: 5250 MHz - 5350 MHz, 802.11a

Test channel: Lowest channel

Detector: Peak Value

Frequency (MHz)	Read Level (dBμV)	Factor (dB)	Level (dBμV/m)	Limit (dBμV/m)	Margin (dB)	Polarization
5150.00	35.08	15.74	50.82	74.00	23.18	Vertical
10520.00	51.47	5.61	57.08	68.20	11.12	Vertical
5150.00	35.13	15.74	50.87	74.00	23.13	Horizontal
10520.00	52.21	5.61	57.82	68.20	10.38	Horizontal

Detector: Average Value

Frequency (MHz)	Read Level (dBμV)	Factor (dB)	Level (dBμV/m)	Limit (dBμV/m)	Margin (dB)	Polarization
5150.00	26.55	15.74	42.29	54.00	11.71	Vertical
5150.00	25.98	15.74	41.72	54.00	12.28	Horizontal

Test channel: Middle channel

Detector: Peak Value

Frequency (MHz)	Read Level (dBμV)	Factor (dB)	Level (dBμV/m)	Limit (dBμV/m)	Margin (dB)	Polarization
10560.00	51.32	5.74	57.06	68.20	11.14	Vertical
10560.00	52.14	5.74	57.88	68.20	10.32	Horizontal

Test channel: Highest channel

Detector: Peak Value

Frequency (MHz)	Read Level (dBμV)	Factor (dB)	Level (dBμV/m)	Limit (dBμV/m)	Margin (dB)	Polarization
5350.00	36.19	16.49	52.68	74.00	21.32	Vertical
10640.00	51.31	6.02	57.33	74.00	16.67	Vertical
5350.00	35.14	16.49	51.63	74.00	22.37	Horizontal
10640.00	52.04	6.02	58.06	74.00	15.94	Horizontal

Detector: Average Value

Frequency (MHz)	Read Level (dBμV)	Factor (dB)	Level (dBμV/m)	Limit (dBμV/m)	Margin (dB)	Polarization
5350.00	27.66	16.49	44.15	54.00	9.85	Vertical
10640.00	44.31	6.02	50.33	54.00	3.67	Vertical
5350.00	26.98	16.49	43.47	54.00	10.53	Horizontal
10640.00	44.34	6.02	50.36	54.00	3.64	Horizontal

Remark:

1. *Level = Reading + Factor.*
2. *Test Frequency up to 40GHz, and the emission levels of other frequencies are lower than the limit 20dB, not show in test report.*

Band 2: 5250 MHz - 5350 MHz, 802.11n-HT20

Test channel: Lowest channel

Detector: Peak Value

Frequency (MHz)	Read Level (dBμV)	Factor (dB)	Level (dBμV/m)	Limit (dBμV/m)	Margin (dB)	Polarization
5150.00	35.35	15.74	51.09	74.00	22.91	Vertical
10520.00	51.33	5.61	56.94	68.20	11.26	Vertical
5150.00	34.85	15.74	50.59	74.00	23.41	Horizontal
10520.00	52.17	5.61	57.78	68.20	10.42	Horizontal

Detector: Average Value

Frequency (MHz)	Read Level (dBμV)	Factor (dB)	Level (dBμV/m)	Limit (dBμV/m)	Margin (dB)	Polarization
5150.00	26.49	15.74	42.23	54.00	11.77	Vertical
5150.00	26.78	15.74	42.52	54.00	11.48	Horizontal

Test channel: Middle channel

Detector: Peak Value

Frequency (MHz)	Read Level (dBμV)	Factor (dB)	Level (dBμV/m)	Limit (dBμV/m)	Margin (dB)	Polarization
10560.00	51.24	5.74	56.98	68.20	11.22	Vertical
10560.00	52.08	5.74	57.82	68.20	10.38	Horizontal

Test channel: Highest channel

Detector: Peak Value

Frequency (MHz)	Read Level (dBμV)	Factor (dB)	Level (dBμV/m)	Limit (dBμV/m)	Margin (dB)	Polarization
5350.00	36.86	16.49	53.35	74.00	20.65	Vertical
10640.00	51.19	6.02	57.21	74.00	16.79	Vertical
5350.00	34.62	16.49	51.11	74.00	22.89	Horizontal
10640.00	51.94	6.02	57.96	74.00	16.04	Horizontal

Detector: Average Value

Frequency (MHz)	Read Level (dBμV)	Factor (dB)	Level (dBμV/m)	Limit (dBμV/m)	Margin (dB)	Polarization
5350.00	27.32	16.49	43.81	54.00	10.19	Vertical
10640.00	44.37	6.02	50.39	54.00	3.61	Vertical
5350.00	26.60	16.49	43.09	54.00	10.91	Horizontal
10640.00	44.27	6.02	50.29	54.00	3.71	Horizontal

Remark:

1. *Level = Reading + Factor.*
2. *Test Frequency up to 40GHz, and the emission levels of other frequencies are lower than the limit 20dB, not show in test report.*

Band 2: 5250 MHz - 5350 MHz, 802.11n-HT40

Test channel: Lowest channel

Detector: Peak Value

Frequency (MHz)	Read Level (dBμV)	Factor (dB)	Level (dBμV/m)	Limit (dBμV/m)	Margin (dB)	Polarization
5150.00	35.48	15.74	51.22	74.00	22.78	Vertical
10540.00	51.46	5.67	57.13	68.20	11.07	Vertical
5150.00	35.93	15.74	51.67	74.00	22.33	Horizontal
10540.00	51.67	5.67	57.34	68.20	10.86	Horizontal

Detector: Average Value

Frequency (MHz)	Read Level (dBμV)	Factor (dB)	Level (dBμV/m)	Limit (dBμV/m)	Margin (dB)	Polarization
5150.00	26.76	15.74	42.29	54.00	11.71	Vertical
5150.00	26.73	15.74	41.72	54.00	12.28	Horizontal

Test channel: Highest channel

Detector: Peak Value

Frequency (MHz)	Read Level (dBμV)	Factor (dB)	Level (dBμV/m)	Limit (dBμV/m)	Margin (dB)	Polarization
5350.00	37.78	16.49	54.27	74.00	19.73	Vertical
10620.00	51.41	5.95	57.36	74.00	16.64	Vertical
5350.00	36.68	16.49	53.17	74.00	20.83	Horizontal
10620.00	51.73	5.95	57.68	74.00	16.32	Horizontal

Detector: Average Value

Frequency (MHz)	Read Level (dBμV)	Factor (dB)	Level (dBμV/m)	Limit (dBμV/m)	Margin (dB)	Polarization
5350.00	30.44	16.49	46.93	54.00	7.07	Vertical
10620.00	43.29	5.95	49.24	54.00	4.76	Vertical
5350.00	27.44	16.49	43.93	54.00	10.07	Horizontal
10620.00	43.64	5.95	49.59	54.00	4.41	Horizontal

Remark:

1. *Level = Reading + Factor.*
2. *Test Frequency up to 40GHz, and the emission levels of other frequencies are lower than the limit 20dB, not show in test report.*

Band 3: 5470 MHz - 5725 MHz, 802.11a

Test channel: Lowest channel

Detector: Peak Value

Frequency (MHz)	Read Level (dBμV)	Factor (dB)	Level (dBμV/m)	Limit (dBμV/m)	Margin (dB)	Polarization
5470.00	36.33	16.73	53.06	68.20	15.14	Vertical
11000.00	52.54	6.39	58.93	74.00	15.07	Vertical
5470.00	34.65	16.73	51.38	68.20	16.82	Horizontal
11000.00	53.58	6.39	59.97	74.00	14.03	Horizontal

Detector: Average Value

Frequency (MHz)	Read Level (dBμV)	Factor (dB)	Level (dBμV/m)	Limit (dBμV/m)	Margin (dB)	Polarization
11000.00	44.37	6.39	50.76	54.00	3.24	Vertical
11000.00	43.99	6.39	50.38	54.00	3.62	Horizontal

Test channel: Middle channel

Detector: Peak Value

Frequency (MHz)	Read Level (dBμV)	Factor (dB)	Level (dBμV/m)	Limit (dBμV/m)	Margin (dB)	Polarization
11120.00	52.41	6.17	58.58	74.00	15.42	Vertical
11120.00	53.49	6.17	59.66	74.00	14.34	Horizontal

Detector: Average Value

Frequency (MHz)	Read Level (dBμV)	Factor (dB)	Level (dBμV/m)	Limit (dBμV/m)	Margin (dB)	Polarization
11120.00	44.28	6.17	50.45	54.00	3.55	Vertical
11120.00	43.81	6.17	49.98	54.00	4.02	Horizontal

Test channel: Highest channel

Detector: Peak Value

Frequency (MHz)	Read Level (dBμV)	Factor (dB)	Level (dBμV/m)	Limit (dBμV/m)	Margin (dB)	Polarization
5725.00	36.81	17.49	54.30	68.20	13.90	Vertical
11400.00	52.19	6.18	58.37	74.00	15.63	Vertical
5725.00	35.58	17.49	53.07	68.20	15.13	Horizontal
11400.00	53.26	6.18	59.44	74.00	14.56	Horizontal

Detector: Average Value

Frequency (MHz)	Read Level (dBμV)	Factor (dB)	Level (dBμV/m)	Limit (dBμV/m)	Margin (dB)	Polarization
11400.00	44.17	6.18	50.35	54.00	3.65	Vertical
11400.00	43.84	6.18	50.02	54.00	3.98	Horizontal

Remark:

1. *Level = Reading + Factor.*
2. *Test Frequency up to 40GHz, and the emission levels of other frequencies are lower than the limit 20dB, not show in test report.*

Band 3: 5470 MHz - 5725 MHz, 802.11n-HT20

Test channel: Lowest channel

Detector: Peak Value

Frequency (MHz)	Read Level (dBμV)	Factor (dB)	Level (dBμV/m)	Limit (dBμV/m)	Margin (dB)	Polarization
5470.00	35.76	16.73	52.49	68.20	15.71	Vertical
11000.00	52.49	6.39	58.88	74.00	15.12	Vertical
5470.00	36.12	16.73	52.85	68.20	15.35	Horizontal
11000.00	53.79	6.39	60.18	74.00	13.82	Horizontal

Detector: Average Value

Frequency (MHz)	Read Level (dBμV)	Factor (dB)	Level (dBμV/m)	Limit (dBμV/m)	Margin (dB)	Polarization
11000.00	44.65	6.39	51.04	54.00	2.96	Vertical
11000.00	43.67	6.39	50.06	54.00	3.94	Horizontal

Test channel: Middle channel

Detector: Peak Value

Frequency (MHz)	Read Level (dBμV)	Factor (dB)	Level (dBμV/m)	Limit (dBμV/m)	Margin (dB)	Polarization
11120.00	52.29	6.17	58.46	74.00	15.54	Vertical
11120.00	53.95	6.17	60.12	74.00	13.88	Horizontal

Detector: Average Value

Frequency (MHz)	Read Level (dBμV)	Factor (dB)	Level (dBμV/m)	Limit (dBμV/m)	Margin (dB)	Polarization
11120.00	44.77	6.17	50.94	54.00	3.06	Vertical
11120.00	43.85	6.17	50.02	54.00	3.98	Horizontal

Test channel: Highest channel

Detector: Peak Value

Frequency (MHz)	Read Level (dBμV)	Factor (dB)	Level (dBμV/m)	Limit (dBμV/m)	Margin (dB)	Polarization
5725.00	36.43	17.49	53.92	68.20	14.28	Vertical
11400.00	52.13	6.18	58.31	74.00	15.69	Vertical
5725.00	34.88	17.49	52.37	68.20	15.83	Horizontal
11400.00	53.24	6.18	59.42	74.00	14.58	Horizontal

Detector: Average Value

Frequency (MHz)	Read Level (dBμV)	Factor (dB)	Level (dBμV/m)	Limit (dBμV/m)	Margin (dB)	Polarization
11400.00	44.08	6.18	50.26	54.00	3.74	Vertical
11400.00	43.65	6.18	49.83	54.00	4.17	Horizontal

Remark:

1. *Level = Reading + Factor.*
2. *Test Frequency up to 40GHz, and the emission levels of other frequencies are lower than the limit 20dB, not show in test report.*

Band 3: 5470 MHz - 5725 MHz, 802.11n-HT40

Test channel: Lowest channel

Detector: Peak Value

Frequency (MHz)	Read Level (dBμV)	Factor (dB)	Level (dBμV/m)	Limit (dBμV/m)	Margin (dB)	Polarization
5470.00	40.98	16.73	57.71	68.20	10.49	Vertical
11020.00	52.21	6.34	58.55	74.00	15.45	Vertical
5470.00	35.97	16.73	52.70	68.20	15.50	Horizontal
11020.00	53.19	6.34	59.53	74.00	14.47	Horizontal

Detector: Average Value

Frequency (MHz)	Read Level (dBμV)	Factor (dB)	Level (dBμV/m)	Limit (dBμV/m)	Margin (dB)	Polarization
11020.00	43.87	6.34	50.21	54.00	3.79	Vertical
11020.00	43.54	6.34	49.88	54.00	4.12	Horizontal

Test channel: Middle channel

Detector: Peak Value

Frequency (MHz)	Read Level (dBμV)	Factor (dB)	Level (dBμV/m)	Limit (dBμV/m)	Margin (dB)	Polarization
11180.00	52.13	6.31	58.44	74.00	15.56	Vertical
11180.00	53.12	6.31	59.43	74.00	14.57	Horizontal

Detector: Average Value

Frequency (MHz)	Read Level (dBμV)	Factor (dB)	Level (dBμV/m)	Limit (dBμV/m)	Margin (dB)	Polarization
11180.00	43.59	6.31	49.90	54.00	4.10	Vertical
11180.00	43.27	6.31	49.58	54.00	4.42	Horizontal

Test channel: Highest channel

Detector: Peak Value

Frequency (MHz)	Read Level (dBμV)	Factor (dB)	Level (dBμV/m)	Limit (dBμV/m)	Margin (dB)	Polarization
5725.00	36.44	17.49	53.93	68.20	14.27	Vertical
11340.00	52.08	6.70	58.78	74.00	15.22	Vertical
5725.00	34.79	17.49	52.28	68.20	15.92	Horizontal
11340.00	53.11	6.70	59.81	74.00	14.19	Horizontal

Detector: Average Value

Frequency (MHz)	Read Level (dBμV)	Factor (dB)	Level (dBμV/m)	Limit (dBμV/m)	Margin (dB)	Polarization
11340.00	43.65	6.70	50.35	54.00	3.65	Vertical
11340.00	43.29	6.70	49.99	54.00	4.01	Horizontal

Remark:

1. *Level = Reading + Factor.*
2. *Test Frequency up to 40GHz, and the emission levels of other frequencies are lower than the limit 20dB, not show in test report.*

Band 4: 5725 MHz - 5825 MHz, 802.11a

Test channel: Lowest channel

Detector: Peak Value

Frequency (MHz)	Read Level (dBμV)	Factor (dB)	Level (dBμV/m)	Limit (dBμV/m)	Margin (dB)	Polarization
5650.00	35.33	17.16	52.49	68.20	15.71	Vertical
5700.00	36.59	17.35	53.94	105.20	51.26	Vertical
5720.00	38.04	17.46	55.50	110.80	55.30	Vertical
5725.00	39.32	17.49	56.81	122.20	65.39	Vertical
11490.00	51.41	6.61	58.02	74.00	15.98	Vertical
5650.00	36.61	17.16	53.77	68.20	14.43	Horizontal
5700.00	35.23	17.35	52.58	105.20	52.62	Horizontal
5720.00	35.30	17.46	52.76	110.80	58.04	Horizontal
5725.00	35.82	17.49	53.31	122.20	68.89	Horizontal
11490.00	51.94	6.61	58.55	74.00	15.45	Horizontal

Detector: Average Value

Frequency (MHz)	Read Level (dBμV)	Factor (dB)	Level (dBμV/m)	Limit (dBμV/m)	Margin (dB)	Polarization
11490.00	44.03	6.61	50.64	54.00	3.36	Vertical
11490.00	44.21	6.61	50.82	54.00	3.18	Horizontal

Test channel: Middle channel

Detector: Peak Value

Frequency (MHz)	Read Level (dBμV)	Factor (dB)	Level (dBμV/m)	Limit (dBμV/m)	Margin (dB)	Polarization
11570.00	51.37	6.28	57.65	74.00	16.35	Vertical
11570.00	51.76	6.28	58.04	74.00	15.96	Horizontal

Detector: Average Value

Frequency (MHz)	Read Level (dBμV)	Factor (dB)	Level (dBμV/m)	Limit (dBμV/m)	Margin (dB)	Polarization
11570.00	44.05	6.28	50.33	54.00	3.67	Vertical
11570.00	44.17	6.28	50.45	54.00	3.55	Horizontal

Remark:

1. *Level = Reading + Factor.*
2. *Test Frequency up to 40GHz, and the emission levels of other frequencies are lower than the limit 20dB, not show in test report.*

Test channel: Highest channel						
Detector: Peak Value						
Frequency (MHz)	Read Level (dBμV)	Factor (dB)	Level (dBμV/m)	Limit (dBμV/m)	Margin (dB)	Polarization
5850.00	37.78	18.01	55.79	122.20	66.41	Vertical
5855.00	35.83	18.02	53.85	110.80	56.95	Vertical
5875.00	35.76	18.07	53.83	105.20	51.37	Vertical
5925.00	34.96	17.95	52.91	68.20	15.29	Vertical
11650.00	51.28	6.49	57.77	74.00	16.23	Vertical
5850.00	35.46	18.01	53.47	122.20	68.73	Horizontal
5855.00	34.60	18.02	52.62	110.80	58.18	Horizontal
5875.00	34.62	18.07	52.69	105.20	52.51	Horizontal
5925.00	34.41	17.95	52.36	68.20	15.84	Horizontal
11650.00	51.64	6.49	58.13	74.00	15.87	Horizontal
Detector: Average Value						
Frequency (MHz)	Read Level (dBμV)	Factor (dB)	Level (dBμV/m)	Limit (dBμV/m)	Margin (dB)	Polarization
11650.00	43.95	6.49	50.44	54.00	3.56	Vertical
11650.00	44.12	6.49	50.61	54.00	3.39	Horizontal

Remark:

1. *Level = Reading + Factor.*
2. *Test Frequency up to 40GHz, and the emission levels of other frequencies are lower than the limit 20dB, not show in test report.*

Band 4: 5725 MHz - 5825 MHz, 802.11n-HT20

Test channel: Lowest channel

Detector: Peak Value

Frequency (MHz)	Read Level (dBμV)	Factor (dB)	Level (dBμV/m)	Limit (dBμV/m)	Margin (dB)	Polarization
5650.00	35.13	17.16	52.29	68.20	15.91	Vertical
5700.00	35.79	17.35	53.14	105.20	52.06	Vertical
5720.00	37.37	17.46	54.83	110.80	55.97	Vertical
5725.00	39.87	17.49	57.36	122.20	64.84	Vertical
11490.00	51.34	6.61	57.95	74.00	16.05	Vertical
5650.00	35.01	17.16	52.17	68.20	16.03	Horizontal
5700.00	35.49	17.35	52.84	105.20	52.36	Horizontal
5720.00	35.66	17.46	53.12	110.80	57.68	Horizontal
5725.00	36.02	17.49	53.51	122.20	68.69	Horizontal
11490.00	51.86	6.61	58.47	74.00	15.53	Horizontal

Detector: Average Value

Frequency (MHz)	Read Level (dBμV)	Factor (dB)	Level (dBμV/m)	Limit (dBμV/m)	Margin (dB)	Polarization
11490.00	44.22	6.61	50.83	54.00	3.17	Vertical
11490.00	44.35	6.61	50.96	54.00	3.04	Horizontal

Test channel: Middle channel

Detector: Peak Value

Frequency (MHz)	Read Level (dBμV)	Factor (dB)	Level (dBμV/m)	Limit (dBμV/m)	Margin (dB)	Polarization
11570.00	51.74	6.28	58.02	74.00	15.98	Vertical
11570.00	51.40	6.28	57.68	74.00	16.32	Horizontal

Detector: Average Value

Frequency (MHz)	Read Level (dBμV)	Factor (dB)	Level (dBμV/m)	Limit (dBμV/m)	Margin (dB)	Polarization
11570.00	43.83	6.28	50.11	54.00	3.89	Vertical
11570.00	44.12	6.28	50.40	54.00	3.60	Horizontal

Remark:

1. *Level = Reading + Factor.*
2. *Test Frequency up to 40GHz, and the emission levels of other frequencies are lower than the limit 20dB, not show in test report.*

Test channel: Highest channel						
Detector: Peak Value						
Frequency (MHz)	Read Level (dBμV)	Factor (dB)	Level (dBμV/m)	Limit (dBμV/m)	Margin (dB)	Polarization
5850.00	36.74	18.01	54.75	122.20	67.45	Vertical
5855.00	36.26	18.02	54.28	110.80	56.52	Vertical
5875.00	36.70	18.07	54.77	105.20	50.43	Vertical
5925.00	35.23	17.95	53.18	68.20	15.02	Vertical
11650.00	51.16	6.49	57.65	74.00	16.35	Vertical
5850.00	35.12	18.01	53.13	122.20	69.07	Horizontal
5855.00	34.77	18.02	52.79	110.80	58.01	Horizontal
5875.00	34.86	18.07	52.93	105.20	52.27	Horizontal
5925.00	34.14	17.95	52.09	68.20	16.11	Horizontal
11650.00	51.52	6.49	58.01	74.00	15.99	Horizontal
Detector: Average Value						
Frequency (MHz)	Read Level (dBμV)	Factor (dB)	Level (dBμV/m)	Limit (dBμV/m)	Margin (dB)	Polarization
11650.00	43.86	6.49	50.35	54.00	3.65	Vertical
11650.00	44.08	6.49	50.57	54.00	3.43	Horizontal

Remark:

1. *Level = Reading + Factor.*
2. *Test Frequency up to 40GHz, and the emission levels of other frequencies are lower than the limit 20dB, not show in test report.*

Band 4: 5725 MHz - 5825 MHz, 802.11n-HT40						
Test channel: Lowest channel Detector: Peak Value						
Frequency (MHz)	Read Level (dBμV)	Factor (dB)	Level (dBμV/m)	Limit (dBμV/m)	Margin (dB)	Polarization
5650.00	35.51	17.16	52.67	68.20	15.53	Vertical
5700.00	37.27	17.35	54.62	105.20	50.58	Vertical
5720.00	39.58	17.46	57.04	110.80	53.76	Vertical
5725.00	40.85	17.49	58.34	122.20	63.86	Vertical
11510.00	51.29	6.60	57.89	74.00	16.11	Vertical
5650.00	34.75	17.16	51.91	68.20	16.29	Horizontal
5700.00	35.57	17.35	52.92	105.20	52.28	Horizontal
5720.00	35.07	17.46	52.53	110.80	58.27	Horizontal
5725.00	37.08	17.49	54.57	122.20	67.63	Horizontal
11510.00	52.07	6.60	58.67	74.00	15.33	Horizontal
Detector: Average Value						
Frequency (MHz)	Read Level (dBμV)	Factor (dB)	Level (dBμV/m)	Limit (dBμV/m)	Margin (dB)	Polarization
11510.00	43.85	6.60	50.45	54.00	3.55	Vertical
11510.00	43.97	6.60	50.57	54.00	3.43	Horizontal
Test channel: Highest channel Detector: Peak Value						
Frequency (MHz)	Read Level (dBμV)	Factor (dB)	Level (dBμV/m)	Limit (dBμV/m)	Margin (dB)	Polarization
5850.00	35.46	18.01	53.47	122.20	68.73	Vertical
5855.00	35.92	18.02	53.94	110.80	56.86	Vertical
5875.00	35.88	18.07	53.95	105.20	51.25	Vertical
5925.00	35.80	17.95	53.75	68.20	14.45	Vertical
11590.00	51.33	6.17	57.50	74.00	16.50	Vertical
5850.00	34.47	18.01	52.48	122.20	69.72	Horizontal
5855.00	34.41	18.02	52.43	110.80	58.37	Horizontal
5875.00	35.19	18.07	53.26	105.20	51.94	Horizontal
5925.00	34.61	17.95	52.56	68.20	15.64	Horizontal
11590.00	52.12	6.17	58.29	74.00	15.71	Horizontal
Detector: Average Value						
Frequency (MHz)	Read Level (dBμV)	Factor (dB)	Level (dBμV/m)	Limit (dBμV/m)	Margin (dB)	Polarization
11590.00	43.69	6.17	49.86	54.00	4.14	Vertical
11590.00	43.85	6.17	50.02	54.00	3.98	Horizontal

Remark:

1. *Level = Reading + Factor.*
2. *Test Frequency up to 40GHz, and the emission levels of other frequencies are lower than the limit 20dB, not show in test report.*

ANT 5:

Band 1: 5150 MHz - 5250 MHz, 802.11a						
Test channel: Lowest channel Detector: Peak Value						
Frequency (MHz)	Read Level (dBμV)	Factor (dB)	Level (dBμV/m)	Limit (dBμV/m)	Margin (dB)	Polarization
5150.00	34.67	15.74	50.41	74.00	23.59	Vertical
10360.00	54.36	4.88	59.24	68.20	8.96	Vertical
5150.00	35.63	15.74	51.37	74.00	22.63	Horizontal
10360.00	52.63	4.88	57.51	68.20	10.69	Horizontal
Detector: Average Value						
Frequency (MHz)	Read Level (dBμV)	Factor (dB)	Level (dBμV/m)	Limit (dBμV/m)	Margin (dB)	Polarization
5150.00	27.11	15.74	42.85	54.00	11.15	Vertical
5150.00	27.06	15.74	42.80	54.00	11.20	Horizontal
Test channel: Middle channel Detector: Peak Value						
Frequency (MHz)	Read Level (dBμV)	Factor (dB)	Level (dBμV/m)	Limit (dBμV/m)	Margin (dB)	Polarization
10400.00	54.16	4.71	58.87	68.20	9.33	Vertical
10400.00	52.54	4.71	57.25	68.20	10.95	Horizontal
Test channel: Highest channel Detector: Peak Value						
Frequency (MHz)	Read Level (dBμV)	Factor (dB)	Level (dBμV/m)	Limit (dBμV/m)	Margin (dB)	Polarization
5350.00	34.23	16.49	50.72	74.00	23.28	Vertical
10480.00	54.05	5.38	59.43	68.20	8.77	Vertical
5350.00	36.33	16.49	52.82	74.00	21.18	Horizontal
10480.00	52.53	5.38	57.91	68.20	10.29	Horizontal
Detector: Average Value						
Frequency (MHz)	Read Level (dBμV)	Factor (dB)	Level (dBμV/m)	Limit (dBμV/m)	Margin (dB)	Polarization
5350.00	26.26	16.49	42.75	54.00	11.25	Vertical
5350.00	26.29	16.49	42.78	54.00	11.22	Horizontal

Remark:

1. *Level = Reading + Factor.*
2. *Test Frequency up to 40GHz, and the emission levels of other frequencies are lower than the limit 20dB, not show in test report.*

Band 1: 5150 MHz - 5250 MHz, 802.11n-HT20

Test channel: Lowest channel

Detector: Peak Value

Frequency (MHz)	Read Level (dBμV)	Factor (dB)	Level (dBμV/m)	Limit (dBμV/m)	Margin (dB)	Polarization
5150.00	36.26	15.74	52.00	74.00	22.00	Vertical
10360.00	54.39	4.88	59.27	68.20	8.93	Vertical
5150.00	35.91	15.74	51.65	74.00	22.35	Horizontal
10360.00	52.59	4.88	57.47	68.20	10.73	Horizontal

Detector: Average Value

Frequency (MHz)	Read Level (dBμV)	Factor (dB)	Level (dBμV/m)	Limit (dBμV/m)	Margin (dB)	Polarization
5150.00	26.38	15.74	42.12	54.00	11.88	Vertical
5150.00	26.89	15.74	42.63	54.00	11.37	Horizontal

Test channel: Middle channel

Detector: Peak Value

Frequency (MHz)	Read Level (dBμV)	Factor (dB)	Level (dBμV/m)	Limit (dBμV/m)	Margin (dB)	Polarization
10400.00	54.07	4.71	58.78	68.20	9.42	Vertical
10400.00	52.49	4.71	57.20	68.20	11.00	Horizontal

Test channel: Highest channel

Detector: Peak Value

Frequency (MHz)	Read Level (dBμV)	Factor (dB)	Level (dBμV/m)	Limit (dBμV/m)	Margin (dB)	Polarization
5350.00	33.81	16.49	50.30	74.00	23.70	Vertical
10480.00	54.35	5.38	59.73	68.20	8.47	Vertical
5350.00	34.94	16.49	51.43	74.00	22.57	Horizontal
10480.00	52.19	5.38	57.57	68.20	10.63	Horizontal

Detector: Average Value

Frequency (MHz)	Read Level (dBμV)	Factor (dB)	Level (dBμV/m)	Limit (dBμV/m)	Margin (dB)	Polarization
5350.00	26.37	16.49	42.86	54.00	11.14	Vertical
5350.00	27.01	16.49	43.50	54.00	10.50	Horizontal

Remark:

1. *Level = Reading + Factor.*
2. *Test Frequency up to 40GHz, and the emission levels of other frequencies are lower than the limit 20dB, not show in test report.*

Band 1: 5150 MHz - 5250 MHz, 802.11n-HT40						
Test channel: Lowest channel Detector: Peak Value						
Frequency (MHz)	Read Level (dBμV)	Factor (dB)	Level (dBμV/m)	Limit (dBμV/m)	Margin (dB)	Polarization
5150.00	35.26	15.74	51.00	74.00	23.00	Vertical
10380.00	53.26	4.79	58.05	68.20	10.15	Vertical
5150.00	37.22	15.74	52.96	74.00	21.04	Horizontal
10380.00	52.42	4.79	57.21	68.20	10.99	Horizontal
Detector: Average Value						
Frequency (MHz)	Read Level (dBμV)	Factor (dB)	Level (dBμV/m)	Limit (dBμV/m)	Margin (dB)	Polarization
5150.00	27.12	15.74	42.86	54.00	11.14	Vertical
5150.00	29.22	15.74	44.96	54.00	9.04	Horizontal
Test channel: Highest channel Detector: Peak Value						
Frequency (MHz)	Read Level (dBμV)	Factor (dB)	Level (dBμV/m)	Limit (dBμV/m)	Margin (dB)	Polarization
5350.00	34.34	16.49	50.83	74.00	23.17	Vertical
10460.00	53.61	5.21	58.82	68.20	9.38	Vertical
5350.00	35.03	16.49	51.52	74.00	22.48	Horizontal
10460.00	51.84	5.21	57.05	68.20	11.15	Horizontal
Detector: Average Value						
Frequency (MHz)	Read Level (dBμV)	Factor (dB)	Level (dBμV/m)	Limit (dBμV/m)	Margin (dB)	Polarization
5350.00	26.15	16.49	42.64	54.00	11.36	Vertical
5350.00	27.35	16.49	43.84	54.00	10.16	Horizontal

Remark:

1. *Level = Reading + Factor.*
2. *Test Frequency up to 40GHz, and the emission levels of other frequencies are lower than the limit 20dB, not show in test report.*

Band 2: 5250 MHz - 5350 MHz, 802.11a						
Test channel: Lowest channel						
Detector: Peak Value						
Frequency (MHz)	Read Level (dBμV)	Factor (dB)	Level (dBμV/m)	Limit (dBμV/m)	Margin (dB)	Polarization
5150.00	35.08	15.74	50.82	74.00	23.18	Vertical
10520.00	51.47	5.61	57.08	68.20	11.12	Vertical
5150.00	35.13	15.74	50.87	74.00	23.13	Horizontal
10520.00	52.21	5.61	57.82	68.20	10.38	Horizontal
Detector: Average Value						
Frequency (MHz)	Read Level (dBμV)	Factor (dB)	Level (dBμV/m)	Limit (dBμV/m)	Margin (dB)	Polarization
5150.00	26.55	15.74	42.29	54.00	11.71	Vertical
5150.00	25.98	15.74	41.72	54.00	12.28	Horizontal
Test channel: Middle channel						
Detector: Peak Value						
Frequency (MHz)	Read Level (dBμV)	Factor (dB)	Level (dBμV/m)	Limit (dBμV/m)	Margin (dB)	Polarization
10560.00	51.36	5.74	57.10	68.20	11.10	Vertical
10560.00	52.17	5.74	57.91	68.20	10.29	Horizontal
Test channel: Highest channel						
Detector: Peak Value						
Frequency (MHz)	Read Level (dBμV)	Factor (dB)	Level (dBμV/m)	Limit (dBμV/m)	Margin (dB)	Polarization
5350.00	36.88	16.49	53.37	74.00	20.63	Vertical
10640.00	51.29	6.02	57.31	74.00	16.69	Vertical
5350.00	34.62	16.49	51.11	74.00	22.89	Horizontal
10640.00	52.14	6.02	58.16	74.00	15.84	Horizontal
Detector: Average Value						
Frequency (MHz)	Read Level (dBμV)	Factor (dB)	Level (dBμV/m)	Limit (dBμV/m)	Margin (dB)	Polarization
5350.00	27.32	16.49	43.81	54.00	10.19	Vertical
10640.00	44.83	6.02	50.85	54.00	3.15	Vertical
5350.00	26.60	16.49	43.09	54.00	10.91	Horizontal
10640.00	44.32	6.02	50.34	54.00	3.66	Horizontal

Remark:

1. *Level = Reading + Factor.*
2. *Test Frequency up to 40GHz, and the emission levels of other frequencies are lower than the limit 20dB, not show in test report.*

Band 2: 5250 MHz - 5350 MHz, 802.11n-HT20

Test channel: Lowest channel

Detector: Peak Value

Frequency (MHz)	Read Level (dBμV)	Factor (dB)	Level (dBμV/m)	Limit (dBμV/m)	Margin (dB)	Polarization
5150.00	35.35	15.74	51.09	74.00	22.91	Vertical
10520.00	51.19	5.61	56.80	68.20	11.40	Vertical
5150.00	34.85	15.74	50.59	74.00	23.41	Horizontal
10520.00	52.34	5.61	57.95	68.20	10.25	Horizontal

Detector: Average Value

Frequency (MHz)	Read Level (dBμV)	Factor (dB)	Level (dBμV/m)	Limit (dBμV/m)	Margin (dB)	Polarization
5150.00	26.49	15.74	42.23	54.00	11.77	Vertical
5150.00	26.78	15.74	42.52	54.00	11.48	Horizontal

Test channel: Middle channel

Detector: Peak Value

Frequency (MHz)	Read Level (dBμV)	Factor (dB)	Level (dBμV/m)	Limit (dBμV/m)	Margin (dB)	Polarization
10560.00	51.31	5.74	57.05	68.20	11.15	Vertical
10560.00	52.11	5.74	57.85	68.20	10.35	Horizontal

Test channel: Highest channel

Detector: Peak Value

Frequency (MHz)	Read Level (dBμV)	Factor (dB)	Level (dBμV/m)	Limit (dBμV/m)	Margin (dB)	Polarization
5350.00	37.78	16.49	54.27	74.00	19.73	Vertical
10640.00	51.20	6.02	57.22	74.00	16.78	Vertical
5350.00	36.68	16.49	53.17	74.00	20.83	Horizontal
10640.00	52.43	6.02	58.45	74.00	15.55	Horizontal

Detector: Average Value

Frequency (MHz)	Read Level (dBμV)	Factor (dB)	Level (dBμV/m)	Limit (dBμV/m)	Margin (dB)	Polarization
5350.00	30.44	16.49	46.93	54.00	7.07	Vertical
10640.00	43.61	6.02	49.63	54.00	4.37	Vertical
5350.00	27.44	16.49	43.93	54.00	10.07	Horizontal
10640.00	44.25	6.02	50.27	54.00	3.73	Horizontal

Remark:

1. *Level = Reading + Factor.*
2. *Test Frequency up to 40GHz, and the emission levels of other frequencies are lower than the limit 20dB, not show in test report.*

Band 2: 5250 MHz - 5350 MHz, 802.11n-HT40

Test channel: Lowest channel

Detector: Peak Value

Frequency (MHz)	Read Level (dBμV)	Factor (dB)	Level (dBμV/m)	Limit (dBμV/m)	Margin (dB)	Polarization
5150.00	35.48	15.74	51.22	74.00	22.78	Vertical
10540.00	51.32	5.67	56.99	68.20	11.21	Vertical
5150.00	35.93	15.74	51.67	74.00	22.33	Horizontal
10540.00	52.09	5.67	57.76	68.20	10.44	Horizontal

Detector: Average Value

Frequency (MHz)	Read Level (dBμV)	Factor (dB)	Level (dBμV/m)	Limit (dBμV/m)	Margin (dB)	Polarization
5150.00	26.76	15.74	42.50	54.00	11.50	Vertical
5150.00	36.73	15.74	52.47	54.00	1.53	Horizontal

Test channel: Highest channel

Detector: Peak Value

Frequency (MHz)	Read Level (dBμV)	Factor (dB)	Level (dBμV/m)	Limit (dBμV/m)	Margin (dB)	Polarization
5350.00	36.87	16.49	53.36	74.00	20.64	Vertical
10620.00	51.29	5.95	57.24	74.00	16.76	Vertical
5350.00	34.62	16.49	51.11	74.00	22.89	Horizontal
10620.00	51.68	5.95	57.63	74.00	16.37	Horizontal

Detector: Average Value

Frequency (MHz)	Read Level (dBμV)	Factor (dB)	Level (dBμV/m)	Limit (dBμV/m)	Margin (dB)	Polarization
5350.00	30.44	16.49	46.93	54.00	7.07	Vertical
10620.00	43.26	5.95	49.21	54.00	4.79	Vertical
5350.00	27.44	16.49	43.93	54.00	10.07	Horizontal
10620.00	44.08	5.95	50.03	54.00	3.97	Horizontal

Remark:

1. *Level = Reading + Factor.*
2. *Test Frequency up to 40GHz, and the emission levels of other frequencies are lower than the limit 20dB, not show in test report.*

Band 3: 5470 MHz - 5725 MHz, 802.11a

Test channel: Lowest channel

Detector: Peak Value

Frequency (MHz)	Read Level (dBμV)	Factor (dB)	Level (dBμV/m)	Limit (dBμV/m)	Margin (dB)	Polarization
5470.00	37.72	16.73	54.45	68.20	13.75	Vertical
11000.00	52.54	6.39	58.93	74.00	15.07	Vertical
5470.00	34.39	16.73	51.12	68.20	17.08	Horizontal
11000.00	53.58	6.39	59.97	74.00	14.03	Horizontal

Detector: Average Value

Frequency (MHz)	Read Level (dBμV)	Factor (dB)	Level (dBμV/m)	Limit (dBμV/m)	Margin (dB)	Polarization
11000.00	44.37	6.39	50.76	54.00	3.24	Vertical
11000.00	43.99	6.39	50.38	54.00	3.62	Horizontal

Test channel: Middle channel

Detector: Peak Value

Frequency (MHz)	Read Level (dBμV)	Factor (dB)	Level (dBμV/m)	Limit (dBμV/m)	Margin (dB)	Polarization
11120.00	52.31	6.17	58.48	74.00	15.52	Vertical
11120.00	53.29	6.17	59.46	74.00	14.54	Horizontal

Detector: Average Value

Frequency (MHz)	Read Level (dBμV)	Factor (dB)	Level (dBμV/m)	Limit (dBμV/m)	Margin (dB)	Polarization
11120.00	44.24	6.17	50.41	54.00	3.59	Vertical
11120.00	43.88	6.17	50.05	54.00	3.95	Horizontal

Test channel: Highest channel

Detector: Peak Value

Frequency (MHz)	Read Level (dBμV)	Factor (dB)	Level (dBμV/m)	Limit (dBμV/m)	Margin (dB)	Polarization
5725.00	38.18	17.49	55.67	68.20	12.53	Vertical
11400.00	52.18	6.18	58.36	74.00	15.64	Vertical
5725.00	34.96	17.49	52.45	68.20	15.75	Horizontal
11400.00	53.07	6.18	59.25	74.00	14.75	Horizontal

Detector: Average Value

Frequency (MHz)	Read Level (dBμV)	Factor (dB)	Level (dBμV/m)	Limit (dBμV/m)	Margin (dB)	Polarization
11400.00	44.25	6.18	50.43	54.00	3.57	Vertical
11400.00	43.67	6.18	49.85	54.00	4.15	Horizontal

Remark:

1. *Level = Reading + Factor.*
2. *Test Frequency up to 40GHz, and the emission levels of other frequencies are lower than the limit 20dB, not show in test report.*

Band 3: 5470 MHz - 5725 MHz, 802.11n-HT20

Test channel: Lowest channel

Detector: Peak Value

Frequency (MHz)	Read Level (dBμV)	Factor (dB)	Level (dBμV/m)	Limit (dBμV/m)	Margin (dB)	Polarization
5470.00	36.71	16.73	53.44	68.20	14.76	Vertical
11000.00	52.49	6.39	58.88	74.00	15.12	Vertical
5470.00	34.13	16.73	50.86	68.20	17.34	Horizontal
11000.00	53.26	6.39	59.65	74.00	14.35	Horizontal

Detector: Average Value

Frequency (MHz)	Read Level (dBμV)	Factor (dB)	Level (dBμV/m)	Limit (dBμV/m)	Margin (dB)	Polarization
11000.00	44.55	6.39	50.94	54.00	3.06	Vertical
11000.00	44.07	6.39	50.46	54.00	3.54	Horizontal

Test channel: Middle channel

Detector: Peak Value

Frequency (MHz)	Read Level (dBμV)	Factor (dB)	Level (dBμV/m)	Limit (dBμV/m)	Margin (dB)	Polarization
11120.00	52.29	6.17	58.46	74.00	15.54	Vertical
11120.00	53.62	6.17	59.79	74.00	14.21	Horizontal

Detector: Average Value

Frequency (MHz)	Read Level (dBμV)	Factor (dB)	Level (dBμV/m)	Limit (dBμV/m)	Margin (dB)	Polarization
11120.00	44.10	6.17	50.27	54.00	3.73	Vertical
11120.00	43.67	6.17	49.84	54.00	4.16	Horizontal

Test channel: Highest channel

Detector: Peak Value

Frequency (MHz)	Read Level (dBμV)	Factor (dB)	Level (dBμV/m)	Limit (dBμV/m)	Margin (dB)	Polarization
5725.00	37.64	17.49	55.13	68.20	13.07	Vertical
11400.00	52.68	6.18	58.86	74.00	15.14	Vertical
5725.00	34.73	17.49	52.22	68.20	15.98	Horizontal
11400.00	53.11	6.18	59.29	74.00	14.71	Horizontal

Detector: Average Value

Frequency (MHz)	Read Level (dBμV)	Factor (dB)	Level (dBμV/m)	Limit (dBμV/m)	Margin (dB)	Polarization
11400.00	44.21	6.18	50.39	54.00	3.61	Vertical
11400.00	43.65	6.18	49.83	54.00	4.17	Horizontal

Remark:

1. *Level = Reading + Factor.*
2. *Test Frequency up to 40GHz, and the emission levels of other frequencies are lower than the limit 20dB, not show in test report.*

Band 3: 5470 MHz - 5725 MHz, 802.11n-HT40

Test channel: Lowest channel

Detector: Peak Value

Frequency (MHz)	Read Level (dBμV)	Factor (dB)	Level (dBμV/m)	Limit (dBμV/m)	Margin (dB)	Polarization
5470.00	40.64	16.73	57.37	68.20	10.83	Vertical
11020.00	52.08	6.34	58.42	74.00	15.58	Vertical
5470.00	36.30	16.73	53.03	68.20	15.17	Horizontal
11020.00	53.26	6.34	59.60	74.00	14.40	Horizontal

Detector: Average Value

Frequency (MHz)	Read Level (dBμV)	Factor (dB)	Level (dBμV/m)	Limit (dBμV/m)	Margin (dB)	Polarization
11020.00	44.08	6.34	50.42	54.00	3.58	Vertical
11020.00	43.69	6.34	50.03	54.00	3.97	Horizontal

Test channel: Middle channel

Detector: Peak Value

Frequency (MHz)	Read Level (dBμV)	Factor (dB)	Level (dBμV/m)	Limit (dBμV/m)	Margin (dB)	Polarization
11180.00	52.16	6.31	58.47	74.00	15.53	Vertical
11180.00	53.29	6.31	59.60	74.00	14.40	Horizontal

Detector: Average Value

Frequency (MHz)	Read Level (dBμV)	Factor (dB)	Level (dBμV/m)	Limit (dBμV/m)	Margin (dB)	Polarization
11180.00	44.05	6.31	50.36	54.00	3.64	Vertical
11180.00	43.62	6.31	49.93	54.00	4.07	Horizontal

Test channel: Highest channel

Detector: Peak Value

Frequency (MHz)	Read Level (dBμV)	Factor (dB)	Level (dBμV/m)	Limit (dBμV/m)	Margin (dB)	Polarization
5725.00	36.23	17.49	53.72	68.20	14.48	Vertical
11340.00	52.11	6.70	58.81	74.00	15.19	Vertical
5725.00	34.66	17.49	52.15	68.20	16.05	Horizontal
11340.00	53.64	6.70	60.34	74.00	13.66	Horizontal

Detector: Average Value

Frequency (MHz)	Read Level (dBμV)	Factor (dB)	Level (dBμV/m)	Limit (dBμV/m)	Margin (dB)	Polarization
11340.00	43.26	6.70	49.96	54.00	4.04	Vertical
11340.00	44.63	6.70	51.33	54.00	2.67	Horizontal

Remark:

1. *Level = Reading + Factor.*
2. *Test Frequency up to 40GHz, and the emission levels of other frequencies are lower than the limit 20dB, not show in test report.*

Band 4: 5725 MHz - 5825 MHz, 802.11a

Test channel: Lowest channel

Detector: Peak Value

Frequency (MHz)	Read Level (dBμV)	Factor (dB)	Level (dBμV/m)	Limit (dBμV/m)	Margin (dB)	Polarization
5650.00	35.84	17.16	53.00	68.20	15.20	Vertical
5700.00	36.46	17.35	53.81	105.20	51.39	Vertical
5720.00	36.54	17.46	54.00	110.80	56.80	Vertical
5725.00	41.17	17.49	58.66	122.20	63.54	Vertical
11490.00	51.88	6.61	58.49	74.00	15.51	Vertical
5650.00	34.99	17.16	52.15	68.20	16.05	Horizontal
5700.00	35.12	17.35	52.47	105.20	52.73	Horizontal
5720.00	35.91	17.46	53.37	110.80	57.43	Horizontal
5725.00	37.00	17.49	54.49	122.20	67.71	Horizontal
11490.00	51.22	6.61	57.83	74.00	16.17	Horizontal

Detector: Average Value

Frequency (MHz)	Read Level (dBμV)	Factor (dB)	Level (dBμV/m)	Limit (dBμV/m)	Margin (dB)	Polarization
11490.00	44.05	6.61	50.66	54.00	3.34	Vertical
11490.00	43.95	6.61	50.56	54.00	3.44	Horizontal

Test channel: Middle channel

Detector: Peak Value

Frequency (MHz)	Read Level (dBμV)	Factor (dB)	Level (dBμV/m)	Limit (dBμV/m)	Margin (dB)	Polarization
11570.00	51.86	6.28	58.14	74.00	15.86	Vertical
11570.00	51.13	6.28	57.41	74.00	16.59	Horizontal

Detector: Average Value

Frequency (MHz)	Read Level (dBμV)	Factor (dB)	Level (dBμV/m)	Limit (dBμV/m)	Margin (dB)	Polarization
11570.00	43.92	6.28	50.20	54.00	3.80	Vertical
11570.00	43.65	6.28	49.93	54.00	4.07	Horizontal

Remark:

1. *Level = Reading + Factor.*
2. *Test Frequency up to 40GHz, and the emission levels of other frequencies are lower than the limit 20dB, not show in test report.*

Test channel: Highest channel						
Detector: Peak Value						
Frequency (MHz)	Read Level (dBμV)	Factor (dB)	Level (dBμV/m)	Limit (dBμV/m)	Margin (dB)	Polarization
5850.00	34.63	18.01	52.64	122.20	69.56	Vertical
5855.00	35.16	18.02	53.18	110.80	57.62	Vertical
5875.00	35.14	18.07	53.21	105.20	51.99	Vertical
5925.00	34.21	17.95	52.16	68.20	16.04	Vertical
11650.00	51.32	6.49	57.81	74.00	16.19	Vertical
5850.00	35.85	18.01	53.86	122.20	68.34	Horizontal
5855.00	34.97	18.02	52.99	110.80	57.81	Horizontal
5875.00	35.75	18.07	53.82	105.20	51.38	Horizontal
5925.00	35.02	17.95	52.97	68.20	15.23	Horizontal
11650.00	51.29	6.49	57.78	74.00	16.22	Horizontal
Detector: Average Value						
Frequency (MHz)	Read Level (dBμV)	Factor (dB)	Level (dBμV/m)	Limit (dBμV/m)	Margin (dB)	Polarization
11650.00	43.97	6.49	50.46	54.00	3.54	Vertical
11650.00	43.64	6.49	50.13	54.00	3.87	Horizontal

Remark:

1. *Level = Reading + Factor.*
2. *Test Frequency up to 40GHz, and the emission levels of other frequencies are lower than the limit 20dB, not show in test report.*

Band 4: 5725 MHz - 5825 MHz, 802.11n-HT20

Test channel: Lowest channel

Detector: Peak Value

Frequency (MHz)	Read Level (dBμV)	Factor (dB)	Level (dBμV/m)	Limit (dBμV/m)	Margin (dB)	Polarization
5650.00	34.63	17.16	51.79	68.20	16.41	Vertical
5700.00	35.46	17.35	52.81	105.20	52.39	Vertical
5720.00	36.88	17.46	54.34	110.80	56.46	Vertical
5725.00	37.28	17.49	54.77	122.20	67.43	Vertical
11490.00	51.64	6.61	58.25	74.00	15.75	Vertical
5650.00	35.34	17.16	52.50	68.20	15.70	Horizontal
5700.00	34.94	17.35	52.29	105.20	52.91	Horizontal
5720.00	35.80	17.46	53.26	110.80	57.54	Horizontal
5725.00	37.40	17.49	54.89	122.20	67.31	Horizontal
11490.00	51.13	6.61	57.74	74.00	16.26	Horizontal

Detector: Average Value

Frequency (MHz)	Read Level (dBμV)	Factor (dB)	Level (dBμV/m)	Limit (dBμV/m)	Margin (dB)	Polarization
11490.00	44.43	6.61	51.04	54.00	2.96	Vertical
11490.00	43.58	6.61	50.19	54.00	3.81	Horizontal

Test channel: Middle channel

Detector: Peak Value

Frequency (MHz)	Read Level (dBμV)	Factor (dB)	Level (dBμV/m)	Limit (dBμV/m)	Margin (dB)	Polarization
11570.00	52.03	6.28	58.31	74.00	15.69	Vertical
11570.00	50.95	6.28	57.23	74.00	16.77	Horizontal

Detector: Average Value

Frequency (MHz)	Read Level (dBμV)	Factor (dB)	Level (dBμV/m)	Limit (dBμV/m)	Margin (dB)	Polarization
11570.00	43.74	6.28	50.02	54.00	3.98	Vertical
11570.00	43.59	6.28	49.87	54.00	4.13	Horizontal

Remark:

1. *Level = Reading + Factor.*
2. *Test Frequency up to 40GHz, and the emission levels of other frequencies are lower than the limit 20dB, not show in test report.*

Test channel: Highest channel						
Detector: Peak Value						
Frequency (MHz)	Read Level (dBμV)	Factor (dB)	Level (dBμV/m)	Limit (dBμV/m)	Margin (dB)	Polarization
5850.00	36.62	18.01	54.63	122.20	67.57	Vertical
5855.00	36.09	18.02	54.11	110.80	56.69	Vertical
5875.00	35.76	18.07	53.83	105.20	51.37	Vertical
5925.00	34.85	17.95	52.80	68.20	15.40	Vertical
11650.00	51.49	6.49	57.98	74.00	16.02	Vertical
5850.00	34.53	18.01	52.54	122.20	69.66	Horizontal
5855.00	34.18	18.02	52.20	110.80	58.60	Horizontal
5875.00	35.25	18.07	53.32	105.20	51.88	Horizontal
5925.00	34.84	17.95	52.79	68.20	15.41	Horizontal
11650.00	51.23	6.49	57.72	74.00	16.28	Horizontal
Detector: Average Value						
Frequency (MHz)	Read Level (dBμV)	Factor (dB)	Level (dBμV/m)	Limit (dBμV/m)	Margin (dB)	Polarization
11650.00	43.43	6.49	49.92	54.00	4.08	Vertical
11650.00	43.86	6.49	50.35	54.00	3.65	Horizontal

Remark:

1. *Level = Reading + Factor.*
2. *Test Frequency up to 40GHz, and the emission levels of other frequencies are lower than the limit 20dB, not show in test report.*

Band 4: 5725 MHz - 5825 MHz, 802.11n-HT40

Test channel: Lowest channel

Detector: Peak Value

Frequency (MHz)	Read Level (dBμV)	Factor (dB)	Level (dBμV/m)	Limit (dBμV/m)	Margin (dB)	Polarization
5650.00	34.04	17.16	51.20	68.20	17.00	Vertical
5700.00	34.05	17.35	51.40	105.20	53.80	Vertical
5720.00	34.82	17.46	52.28	110.80	58.52	Vertical
5725.00	35.08	17.49	52.57	122.20	69.63	Vertical
11510.00	50.29	6.60	56.89	74.00	17.11	Vertical
5650.00	36.03	17.16	53.19	68.20	15.01	Horizontal
5700.00	36.37	17.35	53.72	105.20	51.48	Horizontal
5720.00	39.73	17.46	57.19	110.80	53.61	Horizontal
5725.00	40.87	17.49	58.36	122.20	63.84	Horizontal
11510.00	51.78	6.60	58.38	74.00	15.62	Horizontal

Detector: Average Value

Frequency (MHz)	Read Level (dBμV)	Factor (dB)	Level (dBμV/m)	Limit (dBμV/m)	Margin (dB)	Polarization
11510.00	43.48	6.60	50.08	54.00	3.92	Vertical
11510.00	43.80	6.60	50.40	54.00	3.60	Horizontal

Test channel: Highest channel

Detector: Peak Value

Frequency (MHz)	Read Level (dBμV)	Factor (dB)	Level (dBμV/m)	Limit (dBμV/m)	Margin (dB)	Polarization
5850.00	35.09	18.01	53.10	122.20	69.10	Vertical
5855.00	35.16	18.02	53.18	110.80	57.62	Vertical
5875.00	35.98	18.07	54.05	105.20	51.15	Vertical
5925.00	35.53	17.95	53.48	68.20	14.72	Vertical
11590.00	51.46	6.17	57.63	74.00	16.37	Vertical
5850.00	34.04	18.01	52.05	122.20	70.15	Horizontal
5855.00	34.05	18.02	52.07	110.80	58.73	Horizontal
5875.00	34.82	18.07	52.89	105.20	52.31	Horizontal
5925.00	35.08	17.95	53.03	68.20	15.17	Horizontal
11590.00	51.38	6.17	57.55	74.00	16.45	Horizontal

Detector: Average Value

Frequency (MHz)	Read Level (dBμV)	Factor (dB)	Level (dBμV/m)	Limit (dBμV/m)	Margin (dB)	Polarization
11590.00	43.56	6.17	49.73	54.00	4.27	Vertical
11590.00	43.17	6.17	49.34	54.00	4.66	Horizontal

Remark:

1. *Level = Reading + Factor.*
2. *Test Frequency up to 40GHz, and the emission levels of other frequencies are lower than the limit 20dB, not show in test report.*

ANT 6:

Band 1: 5150 MHz - 5250 MHz, 802.11a						
Test channel: Lowest channel Detector: Peak Value						
Frequency (MHz)	Read Level (dBμV)	Factor (dB)	Level (dBμV/m)	Limit (dBμV/m)	Margin (dB)	Polarization
5150.00	35.23	15.74	50.97	74.00	23.03	Vertical
10360.00	52.14	4.88	57.02	68.20	11.18	Vertical
5150.00	35.71	15.74	51.45	74.00	22.55	Horizontal
10360.00	53.73	4.88	58.61	68.20	9.59	Horizontal
Detector: Average Value						
Frequency (MHz)	Read Level (dBμV)	Factor (dB)	Level (dBμV/m)	Limit (dBμV/m)	Margin (dB)	Polarization
5150.00	26.70	15.74	42.44	54.00	11.56	Vertical
5150.00	26.84	15.74	42.58	54.00	11.42	Horizontal
Test channel: Middle channel Detector: Peak Value						
Frequency (MHz)	Read Level (dBμV)	Factor (dB)	Level (dBμV/m)	Limit (dBμV/m)	Margin (dB)	Polarization
10400.00	52.10	4.71	56.81	68.20	11.39	Vertical
10400.00	53.64	4.71	58.35	68.20	9.85	Horizontal
Test channel: Highest channel Detector: Peak Value						
Frequency (MHz)	Read Level (dBμV)	Factor (dB)	Level (dBμV/m)	Limit (dBμV/m)	Margin (dB)	Polarization
5350.00	35.08	16.49	51.57	74.00	22.43	Vertical
10480.00	52.04	5.38	57.42	68.20	10.78	Vertical
5350.00	35.85	16.49	52.34	74.00	21.66	Horizontal
10480.00	53.46	5.38	58.84	68.20	9.36	Horizontal
Detector: Average Value						
Frequency (MHz)	Read Level (dBμV)	Factor (dB)	Level (dBμV/m)	Limit (dBμV/m)	Margin (dB)	Polarization
5350.00	26.52	16.49	43.01	54.00	10.99	Vertical
5350.00	26.23	16.49	42.72	54.00	11.28	Horizontal

Remark:

1. *Level = Reading + Factor.*
2. *Test Frequency up to 40GHz, and the emission levels of other frequencies are lower than the limit 20dB, not show in test report.*

Band 1: 5150 MHz - 5250 MHz, 802.11n-HT20

Test channel: Lowest channel

Detector: Peak Value

Frequency (MHz)	Read Level (dBμV)	Factor (dB)	Level (dBμV/m)	Limit (dBμV/m)	Margin (dB)	Polarization
5150.00	35.20	15.74	50.94	74.00	23.06	Vertical
10360.00	52.11	4.88	56.99	68.20	11.21	Vertical
5150.00	34.89	15.74	50.63	74.00	23.37	Horizontal
10360.00	52.85	4.88	57.73	68.20	10.47	Horizontal

Detector: Average Value

Frequency (MHz)	Read Level (dBμV)	Factor (dB)	Level (dBμV/m)	Limit (dBμV/m)	Margin (dB)	Polarization
5150.00	26.54	15.74	42.28	54.00	11.72	Vertical
5150.00	26.82	15.74	42.56	54.00	11.44	Horizontal

Test channel: Middle channel

Detector: Peak Value

Frequency (MHz)	Read Level (dBμV)	Factor (dB)	Level (dBμV/m)	Limit (dBμV/m)	Margin (dB)	Polarization
10400.00	52.04	4.71	56.75	68.20	11.45	Vertical
10400.00	52.67	4.71	57.38	68.20	10.82	Horizontal

Test channel: Highest channel

Detector: Peak Value

Frequency (MHz)	Read Level (dBμV)	Factor (dB)	Level (dBμV/m)	Limit (dBμV/m)	Margin (dB)	Polarization
5350.00	34.45	16.49	50.94	74.00	23.06	Vertical
10480.00	52.10	5.38	57.48	68.20	10.72	Vertical
5350.00	34.83	16.49	51.32	74.00	22.68	Horizontal
10480.00	52.84	5.38	58.22	68.20	9.98	Horizontal

Detector: Average Value

Frequency (MHz)	Read Level (dBμV)	Factor (dB)	Level (dBμV/m)	Limit (dBμV/m)	Margin (dB)	Polarization
5350.00	26.34	16.49	42.83	54.00	11.17	Vertical
5350.00	26.05	16.49	42.54	54.00	11.46	Horizontal

Remark:

1. *Level = Reading + Factor.*
2. *Test Frequency up to 40GHz, and the emission levels of other frequencies are lower than the limit 20dB, not show in test report.*

Band 1: 5150 MHz - 5250 MHz, 802.11n-HT40

Test channel: Lowest channel

Detector: Peak Value

Frequency (MHz)	Read Level (dBμV)	Factor (dB)	Level (dBμV/m)	Limit (dBμV/m)	Margin (dB)	Polarization
5150.00	36.40	15.74	52.14	74.00	21.86	Vertical
10380.00	51.88	4.79	56.67	68.20	11.53	Vertical
5150.00	36.96	15.74	52.70	74.00	21.30	Horizontal
10380.00	52.49	4.79	57.28	68.20	10.92	Horizontal

Detector: Average Value

Frequency (MHz)	Read Level (dBμV)	Factor (dB)	Level (dBμV/m)	Limit (dBμV/m)	Margin (dB)	Polarization
5150.00	28.52	15.74	44.26	54.00	9.74	Vertical
5150.00	28.33	15.74	44.07	54.00	9.93	Horizontal

Test channel: Highest channel

Detector: Peak Value

Frequency (MHz)	Read Level (dBμV)	Factor (dB)	Level (dBμV/m)	Limit (dBμV/m)	Margin (dB)	Polarization
5350.00	35.55	16.49	52.04	74.00	21.96	Vertical
10460.00	51.84	5.21	57.05	68.20	11.15	Vertical
5350.00	35.51	16.49	52.00	74.00	22.00	Horizontal
10460.00	52.57	5.21	57.78	68.20	10.42	Horizontal

Detector: Average Value

Frequency (MHz)	Read Level (dBμV)	Factor (dB)	Level (dBμV/m)	Limit (dBμV/m)	Margin (dB)	Polarization
5350.00	26.74	16.49	43.23	54.00	10.77	Vertical
5350.00	26.40	16.49	42.89	54.00	11.11	Horizontal

Remark:

1. *Level = Reading + Factor.*
2. *Test Frequency up to 40GHz, and the emission levels of other frequencies are lower than the limit 20dB, not show in test report.*

Band 2: 5250 MHz - 5350 MHz, 802.11a

Test channel: Lowest channel

Detector: Peak Value

Frequency (MHz)	Read Level (dBμV)	Factor (dB)	Level (dBμV/m)	Limit (dBμV/m)	Margin (dB)	Polarization
5150.00	35.31	15.74	51.05	74.00	22.95	Vertical
10520.00	53.14	5.61	58.75	68.20	9.45	Vertical
5150.00	34.92	15.74	50.66	74.00	23.34	Horizontal
10520.00	52.41	5.61	58.02	68.20	10.18	Horizontal

Detector: Average Value

Frequency (MHz)	Read Level (dBμV)	Factor (dB)	Level (dBμV/m)	Limit (dBμV/m)	Margin (dB)	Polarization
5150.00	27.29	15.74	43.03	54.00	10.97	Vertical
5150.00	26.11	15.74	41.85	54.00	12.15	Horizontal

Test channel: Middle channel

Detector: Peak Value

Frequency (MHz)	Read Level (dBμV)	Factor (dB)	Level (dBμV/m)	Limit (dBμV/m)	Margin (dB)	Polarization
10560.00	53.07	5.74	58.81	68.20	9.39	Vertical
10560.00	52.16	5.74	57.90	68.20	10.30	Horizontal

Test channel: Highest channel

Detector: Peak Value

Frequency (MHz)	Read Level (dBμV)	Factor (dB)	Level (dBμV/m)	Limit (dBμV/m)	Margin (dB)	Polarization
5350.00	34.97	16.49	51.46	74.00	22.54	Vertical
10640.00	52.95	6.02	58.97	74.00	15.03	Vertical
5350.00	35.76	16.49	52.25	74.00	21.75	Horizontal
10640.00	52.08	6.02	58.10	74.00	15.90	Horizontal

Detector: Average Value

Frequency (MHz)	Read Level (dBμV)	Factor (dB)	Level (dBμV/m)	Limit (dBμV/m)	Margin (dB)	Polarization
5350.00	26.47	16.49	42.96	54.00	11.04	Vertical
10640.00	45.07	6.02	51.09	54.00	2.91	Vertical
5350.00	26.51	16.49	43.00	54.00	11.00	Horizontal
10640.00	43.92	6.02	49.94	54.00	4.06	Horizontal

Remark:

1. *Level = Reading + Factor.*
2. *Test Frequency up to 40GHz, and the emission levels of other frequencies are lower than the limit 20dB, not show in test report.*

Band 2: 5250 MHz - 5350 MHz, 802.11n-HT20

Test channel: Lowest channel

Detector: Peak Value

Frequency (MHz)	Read Level (dBμV)	Factor (dB)	Level (dBμV/m)	Limit (dBμV/m)	Margin (dB)	Polarization
5150.00	35.20	15.74	50.94	74.00	23.06	Vertical
10520.00	52.68	5.61	58.29	68.20	9.91	Vertical
5150.00	35.76	15.74	51.50	74.00	22.50	Horizontal
10520.00	52.33	5.61	57.94	68.20	10.26	Horizontal

Detector: Average Value

Frequency (MHz)	Read Level (dBμV)	Factor (dB)	Level (dBμV/m)	Limit (dBμV/m)	Margin (dB)	Polarization
5150.00	26.86	15.74	42.60	54.00	11.40	Vertical
5150.00	26.20	15.74	41.94	54.00	12.06	Horizontal

Test channel: Middle channel

Detector: Peak Value

Frequency (MHz)	Read Level (dBμV)	Factor (dB)	Level (dBμV/m)	Limit (dBμV/m)	Margin (dB)	Polarization
10560.00	52.86	5.74	58.60	68.20	9.60	Vertical
10560.00	52.14	5.74	57.88	68.20	10.32	Horizontal

Test channel: Highest channel

Detector: Peak Value

Frequency (MHz)	Read Level (dBμV)	Factor (dB)	Level (dBμV/m)	Limit (dBμV/m)	Margin (dB)	Polarization
5350.00	34.97	16.49	51.46	74.00	22.54	Vertical
10640.00	52.89	6.02	58.91	74.00	15.09	Vertical
5350.00	35.00	16.49	51.49	74.00	22.51	Horizontal
10640.00	52.17	6.02	58.19	74.00	15.81	Horizontal

Detector: Average Value

Frequency (MHz)	Read Level (dBμV)	Factor (dB)	Level (dBμV/m)	Limit (dBμV/m)	Margin (dB)	Polarization
5350.00	26.65	16.49	43.14	54.00	10.86	Vertical
10640.00	44.88	6.02	50.90	54.00	3.10	Vertical
5350.00	26.60	16.49	43.09	54.00	10.91	Horizontal
10640.00	43.93	6.02	49.95	54.00	4.05	Horizontal

Remark:

1. *Level = Reading + Factor.*
2. *Test Frequency up to 40GHz, and the emission levels of other frequencies are lower than the limit 20dB, not show in test report.*

Band 2: 5250 MHz - 5350 MHz, 802.11n-HT40						
Test channel: Lowest channel Detector: Peak Value						
Frequency (MHz)	Read Level (dBμV)	Factor (dB)	Level (dBμV/m)	Limit (dBμV/m)	Margin (dB)	Polarization
5150.00	35.57	15.74	51.31	74.00	22.69	Vertical
10540.00	52.84	5.67	58.51	68.20	9.69	Vertical
5150.00	36.27	15.74	52.01	74.00	21.99	Horizontal
10540.00	52.16	5.67	57.83	68.20	10.37	Horizontal
Detector: Average Value						
Frequency (MHz)	Read Level (dBμV)	Factor (dB)	Level (dBμV/m)	Limit (dBμV/m)	Margin (dB)	Polarization
5150.00	26.75	15.74	42.49	54.00	11.51	Vertical
5150.00	26.87	15.74	42.61	54.00	11.39	Horizontal
Test channel: Highest channel Detector: Peak Value						
Frequency (MHz)	Read Level (dBμV)	Factor (dB)	Level (dBμV/m)	Limit (dBμV/m)	Margin (dB)	Polarization
5350.00	34.98	16.49	51.47	74.00	22.53	Vertical
10620.00	52.65	5.95	58.60	74.00	15.40	Vertical
5350.00	35.72	16.49	52.21	74.00	21.79	Horizontal
10620.00	52.19	5.95	58.14	74.00	15.86	Horizontal
Detector: Average Value						
Frequency (MHz)	Read Level (dBμV)	Factor (dB)	Level (dBμV/m)	Limit (dBμV/m)	Margin (dB)	Polarization
5350.00	26.90	16.49	43.39	54.00	10.61	Vertical
10620.00	43.64	5.95	49.59	54.00	4.41	Vertical
5350.00	26.80	16.49	43.29	54.00	10.71	Horizontal
10620.00	43.59	5.95	49.54	54.00	4.46	Horizontal

Remark:

1. *Level = Reading + Factor.*
2. *Test Frequency up to 40GHz, and the emission levels of other frequencies are lower than the limit 20dB, not show in test report.*

Band 3: 5470 MHz - 5725 MHz, 802.11a

Test channel: Lowest channel

Detector: Peak Value

Frequency (MHz)	Read Level (dBμV)	Factor (dB)	Level (dBμV/m)	Limit (dBμV/m)	Margin (dB)	Polarization
5470.00	34.60	16.73	51.33	68.20	16.87	Vertical
11000.00	52.21	6.39	58.60	74.00	15.40	Vertical
5470.00	34.15	16.73	50.88	68.20	17.32	Horizontal
11000.00	52.63	6.39	59.02	74.00	14.98	Horizontal

Detector: Average Value

Frequency (MHz)	Read Level (dBμV)	Factor (dB)	Level (dBμV/m)	Limit (dBμV/m)	Margin (dB)	Polarization
11000.00	44.47	6.39	50.86	54.00	3.14	Vertical
11000.00	44.49	6.39	50.88	54.00	3.12	Horizontal

Test channel: Middle channel

Detector: Peak Value

Frequency (MHz)	Read Level (dBμV)	Factor (dB)	Level (dBμV/m)	Limit (dBμV/m)	Margin (dB)	Polarization
11120.00	52.17	6.17	58.34	74.00	15.66	Vertical
11120.00	52.46	6.17	58.63	74.00	15.37	Horizontal

Detector: Average Value

Frequency (MHz)	Read Level (dBμV)	Factor (dB)	Level (dBμV/m)	Limit (dBμV/m)	Margin (dB)	Polarization
11120.00	44.37	6.17	50.54	54.00	3.46	Vertical
11120.00	44.41	6.17	50.58	54.00	3.42	Horizontal

Test channel: Highest channel

Detector: Peak Value

Frequency (MHz)	Read Level (dBμV)	Factor (dB)	Level (dBμV/m)	Limit (dBμV/m)	Margin (dB)	Polarization
5725.00	36.45	17.49	53.94	68.20	14.26	Vertical
11400.00	52.09	6.18	58.27	74.00	15.73	Vertical
5725.00	37.52	17.49	55.01	68.20	13.19	Horizontal
11400.00	52.35	6.18	58.53	74.00	15.47	Horizontal

Detector: Average Value

Frequency (MHz)	Read Level (dBμV)	Factor (dB)	Level (dBμV/m)	Limit (dBμV/m)	Margin (dB)	Polarization
11400.00	44.35	6.18	50.53	54.00	3.47	Vertical
11400.00	44.39	6.18	50.57	54.00	3.43	Horizontal

Remark:

1. *Level = Reading + Factor.*
2. *Test Frequency up to 40GHz, and the emission levels of other frequencies are lower than the limit 20dB, not show in test report.*

Band 3: 5470 MHz - 5725 MHz, 802.11n-HT20

Test channel: Lowest channel

Detector: Peak Value

Frequency (MHz)	Read Level (dBμV)	Factor (dB)	Level (dBμV/m)	Limit (dBμV/m)	Margin (dB)	Polarization
5470.00	34.93	16.73	51.66	68.20	16.54	Vertical
11000.00	52.35	6.39	58.74	74.00	15.26	Vertical
5470.00	34.41	16.73	51.14	68.20	17.06	Horizontal
11000.00	52.49	6.39	58.88	74.00	15.12	Horizontal

Detector: Average Value

Frequency (MHz)	Read Level (dBμV)	Factor (dB)	Level (dBμV/m)	Limit (dBμV/m)	Margin (dB)	Polarization
11000.00	44.27	6.39	50.66	54.00	3.34	Vertical
11000.00	44.12	6.39	50.51	54.00	3.49	Horizontal

Test channel: Middle channel

Detector: Peak Value

Frequency (MHz)	Read Level (dBμV)	Factor (dB)	Level (dBμV/m)	Limit (dBμV/m)	Margin (dB)	Polarization
11120.00	52.19	6.17	58.36	74.00	15.64	Vertical
11120.00	52.14	6.17	58.31	74.00	15.69	Horizontal

Detector: Average Value

Frequency (MHz)	Read Level (dBμV)	Factor (dB)	Level (dBμV/m)	Limit (dBμV/m)	Margin (dB)	Polarization
11120.00	44.13	6.17	50.30	54.00	3.70	Vertical
11120.00	44.25	6.17	50.42	54.00	3.58	Horizontal

Test channel: Highest channel

Detector: Peak Value

Frequency (MHz)	Read Level (dBμV)	Factor (dB)	Level (dBμV/m)	Limit (dBμV/m)	Margin (dB)	Polarization
5725.00	37.61	17.49	55.10	68.20	13.10	Vertical
11400.00	52.10	6.18	58.28	74.00	15.72	Vertical
5725.00	36.54	17.49	54.03	68.20	14.17	Horizontal
11400.00	52.28	6.18	58.46	74.00	15.54	Horizontal

Detector: Average Value

Frequency (MHz)	Read Level (dBμV)	Factor (dB)	Level (dBμV/m)	Limit (dBμV/m)	Margin (dB)	Polarization
11400.00	44.07	6.18	50.25	54.00	3.75	Vertical
11400.00	44.15	6.18	50.33	54.00	3.67	Horizontal

Remark:

1. *Level = Reading + Factor.*
2. *Test Frequency up to 40GHz, and the emission levels of other frequencies are lower than the limit 20dB, not show in test report.*

Band 3: 5470 MHz - 5725 MHz, 802.11n-HT40

Test channel: Lowest channel

Detector: Peak Value

Frequency (MHz)	Read Level (dBμV)	Factor (dB)	Level (dBμV/m)	Limit (dBμV/m)	Margin (dB)	Polarization
5470.00	37.95	16.73	54.68	68.20	13.52	Vertical
11020.00	51.98	6.34	58.32	74.00	15.68	Vertical
5470.00	37.32	16.73	54.05	68.20	14.15	Horizontal
11020.00	52.18	6.34	58.52	74.00	15.48	Horizontal

Detector: Average Value

Frequency (MHz)	Read Level (dBμV)	Factor (dB)	Level (dBμV/m)	Limit (dBμV/m)	Margin (dB)	Polarization
11020.00	43.96	6.34	50.30	54.00	3.70	Vertical
11020.00	43.85	6.34	50.19	54.00	3.81	Horizontal

Test channel: Middle channel

Detector: Peak Value

Frequency (MHz)	Read Level (dBμV)	Factor (dB)	Level (dBμV/m)	Limit (dBμV/m)	Margin (dB)	Polarization
11180.00	51.86	6.31	58.17	74.00	15.83	Vertical
11180.00	52.12	6.31	58.43	74.00	15.57	Horizontal

Detector: Average Value

Frequency (MHz)	Read Level (dBμV)	Factor (dB)	Level (dBμV/m)	Limit (dBμV/m)	Margin (dB)	Polarization
11180.00	43.86	6.31	50.17	54.00	3.83	Vertical
11180.00	43.88	6.31	50.19	54.00	3.81	Horizontal

Test channel: Highest channel

Detector: Peak Value

Frequency (MHz)	Read Level (dBμV)	Factor (dB)	Level (dBμV/m)	Limit (dBμV/m)	Margin (dB)	Polarization
5725.00	35.21	17.49	52.70	68.20	15.50	Vertical
11340.00	51.84	6.70	58.54	74.00	15.46	Vertical
5725.00	36.72	17.49	54.21	68.20	13.99	Horizontal
11340.00	52.13	6.70	58.83	74.00	15.17	Horizontal

Detector: Average Value

Frequency (MHz)	Read Level (dBμV)	Factor (dB)	Level (dBμV/m)	Limit (dBμV/m)	Margin (dB)	Polarization
11340.00	43.88	6.70	50.58	54.00	3.42	Vertical
11340.00	43.95	6.70	50.65	54.00	3.35	Horizontal

Remark:

1. *Level = Reading + Factor.*
2. *Test Frequency up to 40GHz, and the emission levels of other frequencies are lower than the limit 20dB, not show in test report.*

Band 4: 5725 MHz - 5825 MHz, 802.11a

Test channel: Lowest channel

Detector: Peak Value

Frequency (MHz)	Read Level (dBμV)	Factor (dB)	Level (dBμV/m)	Limit (dBμV/m)	Margin (dB)	Polarization
5650.00	35.31	17.16	52.47	68.20	15.73	Vertical
5700.00	36.02	17.35	53.37	105.20	51.83	Vertical
5720.00	38.70	17.46	56.16	110.80	54.64	Vertical
5725.00	44.17	17.49	61.66	122.20	60.54	Vertical
11490.00	52.12	6.61	58.73	74.00	15.27	Vertical
5650.00	35.71	17.16	52.87	68.20	15.33	Horizontal
5700.00	35.42	17.35	52.77	105.20	52.43	Horizontal
5720.00	38.17	17.46	55.63	110.80	55.17	Horizontal
5725.00	44.81	17.49	62.30	122.20	59.90	Horizontal
11490.00	52.28	6.61	58.89	74.00	15.11	Horizontal

Detector: Average Value

Frequency (MHz)	Read Level (dBμV)	Factor (dB)	Level (dBμV/m)	Limit (dBμV/m)	Margin (dB)	Polarization
11490.00	43.46	6.61	50.07	54.00	3.93	Vertical
11490.00	43.33	6.61	49.94	54.00	4.06	Horizontal

Test channel: Middle channel

Detector: Peak Value

Frequency (MHz)	Read Level (dBμV)	Factor (dB)	Level (dBμV/m)	Limit (dBμV/m)	Margin (dB)	Polarization
11570.00	52.15	6.28	58.43	74.00	15.57	Vertical
11570.00	52.18	6.28	58.46	74.00	15.54	Horizontal

Detector: Average Value

Frequency (MHz)	Read Level (dBμV)	Factor (dB)	Level (dBμV/m)	Limit (dBμV/m)	Margin (dB)	Polarization
11570.00	43.37	6.28	49.65	54.00	4.35	Vertical
11570.00	43.42	6.28	49.70	54.00	4.30	Horizontal

Remark:

1. *Level = Reading + Factor.*
2. *Test Frequency up to 40GHz, and the emission levels of other frequencies are lower than the limit 20dB, not show in test report.*

Test channel: Highest channel						
Detector: Peak Value						
Frequency (MHz)	Read Level (dBμV)	Factor (dB)	Level (dBμV/m)	Limit (dBμV/m)	Margin (dB)	Polarization
5850.00	35.91	18.01	53.92	122.20	68.28	Vertical
5855.00	35.31	18.02	53.33	110.80	57.47	Vertical
5875.00	34.89	18.07	52.96	105.20	52.24	Vertical
5925.00	35.00	17.95	52.95	68.20	15.25	Vertical
11650.00	52.08	6.49	58.57	74.00	15.43	Vertical
5850.00	35.05	18.01	53.06	122.20	69.14	Horizontal
5855.00	35.36	18.02	53.38	110.80	57.42	Horizontal
5875.00	35.10	18.07	53.17	105.20	52.03	Horizontal
5925.00	34.69	17.95	52.64	68.20	15.56	Horizontal
11650.00	52.13	6.49	58.62	74.00	15.38	Horizontal
Detector: Average Value						
Frequency (MHz)	Read Level (dBμV)	Factor (dB)	Level (dBμV/m)	Limit (dBμV/m)	Margin (dB)	Polarization
11650.00	43.18	6.49	49.67	54.00	4.33	Vertical
11650.00	43.26	6.49	49.75	54.00	4.25	Horizontal

Remark:

1. *Level = Reading + Factor.*
2. *Test Frequency up to 40GHz, and the emission levels of other frequencies are lower than the limit 20dB, not show in test report.*

Band 4: 5725 MHz - 5825 MHz, 802.11n-HT20

Test channel: Lowest channel

Detector: Peak Value

Frequency (MHz)	Read Level (dBμV)	Factor (dB)	Level (dBμV/m)	Limit (dBμV/m)	Margin (dB)	Polarization
5650.00	35.86	17.16	53.02	68.20	15.18	Vertical
5700.00	35.56	17.35	52.91	105.20	52.29	Vertical
5720.00	39.70	17.46	57.16	110.80	53.64	Vertical
5725.00	46.94	17.49	64.43	122.20	57.77	Vertical
11490.00	51.96	6.61	58.57	74.00	15.43	Vertical
5650.00	35.64	17.16	52.80	68.20	15.40	Horizontal
5700.00	34.75	17.35	52.10	105.20	53.10	Horizontal
5720.00	39.71	17.46	57.17	110.80	53.63	Horizontal
5725.00	47.11	17.49	64.60	122.20	57.60	Horizontal
11490.00	52.07	6.61	58.68	74.00	15.32	Horizontal

Detector: Average Value

Frequency (MHz)	Read Level (dBμV)	Factor (dB)	Level (dBμV/m)	Limit (dBμV/m)	Margin (dB)	Polarization
11490.00	43.56	6.61	50.17	54.00	3.83	Vertical
11490.00	43.07	6.61	49.68	54.00	4.32	Horizontal

Test channel: Middle channel

Detector: Peak Value

Frequency (MHz)	Read Level (dBμV)	Factor (dB)	Level (dBμV/m)	Limit (dBμV/m)	Margin (dB)	Polarization
11570.00	51.83	6.28	58.11	74.00	15.89	Vertical
11570.00	52.27	6.28	58.55	74.00	15.45	Horizontal

Detector: Average Value

Frequency (MHz)	Read Level (dBμV)	Factor (dB)	Level (dBμV/m)	Limit (dBμV/m)	Margin (dB)	Polarization
11570.00	43.02	6.28	49.30	54.00	4.70	Vertical
11570.00	43.09	6.28	49.37	54.00	4.63	Horizontal

Remark:

1. *Level = Reading + Factor.*
2. *Test Frequency up to 40GHz, and the emission levels of other frequencies are lower than the limit 20dB, not show in test report.*

Test channel: Highest channel						
Detector: Peak Value						
Frequency (MHz)	Read Level (dBμV)	Factor (dB)	Level (dBμV/m)	Limit (dBμV/m)	Margin (dB)	Polarization
5850.00	34.89	18.01	52.90	122.20	69.30	Vertical
5855.00	34.70	18.02	52.72	110.80	58.08	Vertical
5875.00	34.98	18.07	53.05	105.20	52.15	Vertical
5925.00	35.35	17.95	53.30	68.20	14.90	Vertical
11650.00	51.84	6.49	58.33	74.00	15.67	Vertical
5850.00	34.35	18.01	52.36	122.20	69.84	Horizontal
5855.00	34.48	18.02	52.50	110.80	58.30	Horizontal
5875.00	35.03	18.07	53.10	105.20	52.10	Horizontal
5925.00	34.57	17.95	52.52	68.20	15.68	Horizontal
11650.00	52.03	6.49	58.52	74.00	15.48	Horizontal
Detector: Average Value						
Frequency (MHz)	Read Level (dBμV)	Factor (dB)	Level (dBμV/m)	Limit (dBμV/m)	Margin (dB)	Polarization
11650.00	42.94	6.49	49.43	54.00	4.57	Vertical
11650.00	43.11	6.49	49.60	54.00	4.40	Horizontal

Remark:

1. *Level = Reading + Factor.*
2. *Test Frequency up to 40GHz, and the emission levels of other frequencies are lower than the limit 20dB, not show in test report.*

Band 4: 5725 MHz - 5825 MHz, 802.11n-HT40

Test channel: Lowest channel

Detector: Peak Value

Frequency (MHz)	Read Level (dBμV)	Factor (dB)	Level (dBμV/m)	Limit (dBμV/m)	Margin (dB)	Polarization
5650.00	34.98	17.16	52.14	68.20	16.06	Vertical
5700.00	36.74	17.35	54.09	105.20	51.11	Vertical
5720.00	40.20	17.46	57.66	110.80	53.14	Vertical
5725.00	42.77	17.49	60.26	122.20	61.94	Vertical
11510.00	51.81	6.60	58.41	74.00	15.59	Vertical
5650.00	35.42	17.16	52.58	68.20	15.62	Horizontal
5700.00	35.05	17.35	52.40	105.20	52.80	Horizontal
5720.00	40.19	17.46	57.65	110.80	53.15	Horizontal
5725.00	43.47	17.49	60.96	122.20	61.24	Horizontal
11510.00	51.99	6.60	58.59	74.00	15.41	Horizontal

Detector: Average Value

Frequency (MHz)	Read Level (dBμV)	Factor (dB)	Level (dBμV/m)	Limit (dBμV/m)	Margin (dB)	Polarization
11510.00	42.51	6.60	49.11	54.00	4.89	Vertical
11510.00	43.68	6.60	50.28	54.00	3.72	Horizontal

Test channel: Highest channel

Detector: Peak Value

Frequency (MHz)	Read Level (dBμV)	Factor (dB)	Level (dBμV/m)	Limit (dBμV/m)	Margin (dB)	Polarization
5850.00	35.04	18.01	53.05	122.20	69.15	Vertical
5855.00	34.23	18.02	52.25	110.80	58.55	Vertical
5875.00	34.60	18.07	52.67	105.20	52.53	Vertical
5925.00	34.70	17.95	52.65	68.20	15.55	Vertical
11590.00	51.86	6.17	58.03	74.00	15.97	Vertical
5850.00	35.47	18.01	53.48	122.20	68.72	Horizontal
5855.00	35.50	18.02	53.52	110.80	57.28	Horizontal
5875.00	35.49	18.07	53.56	105.20	51.64	Horizontal
5925.00	34.65	17.95	52.60	68.20	15.60	Horizontal
11590.00	51.97	6.17	58.14	74.00	15.86	Horizontal

Detector: Average Value

Frequency (MHz)	Read Level (dBμV)	Factor (dB)	Level (dBμV/m)	Limit (dBμV/m)	Margin (dB)	Polarization
11590.00	42.67	6.17	48.84	54.00	5.16	Vertical
11590.00	43.14	6.17	49.31	54.00	4.69	Horizontal

Remark:

1. *Level = Reading + Factor.*
2. *Test Frequency up to 40GHz, and the emission levels of other frequencies are lower than the limit 20dB, not show in test report.*

------End of report------