FCC RADIO TEST REPORT

FCC ID	:	**ZMOFM350GLL**
Equipment	:	**5G Module**
Brand Name	:	**Fibocom Wireless Inc.**
Model Name	:	**FM350-GL**
Applicant	:	**Fibocom Wireless Inc.** **1101,Tower A, Building 6, Shenzhen International, Innovation Valley, Dashi 1st Rd, Nanshan, ShenZhen, China**
Manufacturer	:	**LCFC (HeFei) Electronics Technology Co., Ltd.** **No. 3188-1, Yungu Road (Hefei Export Processing Zone), Hefei Economics & Technology Development Area, Anhui, CHINA**
Standard	:	**FCC 47 CFR Part 2, 22(H), 24(E), 27**

Equipment: Fibocom FM350-GL tested inside of Lenovo Notebook Computer.

The product was received on Oct. 20, 2022 and testing was performed from Nov. 09, 2022 to Dec. 27, 2022. We, Sporton International Inc. Wensan Laboratory, would like to declare that the tested sample has been evaluated in accordance with the test procedures given in ANSI / TIA-603-E and has been in compliance with the applicable technical standards.

The test results in this partial report apply exclusively to the tested model / sample. Without written approval from Sporton International Inc. Wensan Laboratory, the test report shall not be reproduced except in full.

Louis Wu

Approved by: Louis Wu

Sporton International Inc. Wensan Laboratory

Table of Contents

History of this test report **3**
Summary of Test Result **4**
1 General Description **6**
1.1 Product Feature of Equipment Under Test 6
1.2 Product Specification of Equipment Under Test 8
1.3 Modification of EUT 9
1.4 Testing Location 10
1.5 Applicable Standards 10
2 Test Configuration of Equipment Under Test **11**
2.1 Test Mode 11
2.2 Connection Diagram of Test System 14
2.3 Support Unit used in test configuration and system 14
2.4 Frequency List of Low/Middle/High Channels 15
3 Conducted Test Items **23**
3.1 Measuring Instruments 23
3.2 Conducted Output Power and ERP/EIRP 24
4 Radiated Test Items **25**
4.1 Measuring Instruments 25
4.2 Radiated Spurious Emission Measurement 27
5 List of Measuring Equipment **28**
6 Uncertainty of Evaluation **29**
Appendix A. Test Results of Conducted Test
Appendix B. Test Results of Radiated Test
Appendix C. Test Setup Photographs

History of this test report

Report No.	Version	Description	Issue Date
FG2O2027B	01	Initial issue of report	Jan. 04, 2023

Summary of Test Result

Report Clause	Ref Std. Clause	Test Items	Result (PASS/FAIL)	Remark
3.2	§2.1046	Conducted Output Power	Reporting only	-
	§22.913 (a)(5)	Effective Radiated Power (Band 5) (Band 26)	Pass	
	§27.50 (b)(10) §27.50 (c)(10)	Effective Radiated Power (Band 12) (Band 13) (Band 17) (Band 71)		
	§24.232 (c) §27.50 (h)(2)	Equivalent Isotropic Radiated Power (Band 2) (Band 25) (Band 7) (Band 38) (Band 41)		
	§27.50 (d)(4)	Equivalent Isotropic Radiated Power (Band 4) (Band 66)		
-	§24.232 (d) §27.50 (d)(5)	Peak-to-Average Ratio	-	See Note
-	§2.1049	Occupied Bandwidth	-	See Note
-	§2.1051 §22.917 (a) §24.238 (a) §27.53 (c)(2)(4) §27.53 (g) §27.53 (h)	Conducted Band Edge Measurement (Band 2) (Band 4) (Band 5) (Band 12) (Band 13) (Band 17) (Band 25) (Band 26) (Band 66) (Band 71)	-	See Note
	§2.1051 §27.53 (m)(4)	Conducted Band Edge Measurement (Band 7) (Band 38) (Band 41)		
-	§2.1051 §22.917 (a) §24.238 (a) §27.53 (c)(2) §27.53 (g) §27.53 (h)	Conducted Spurious Emission (Band 2) (Band 4) (Band 5) (Band 12) (Band 13) (Band 17) (Band 25) (Band 26) (Band 66) (Band 71)	-	See Note
	§2.1051 §27.53 (m)(4)	Conducted Spurious Emission (Band 7) (Band 38) (Band 41)		
-	§2.1055 §22.355 §24.235 §27.54	Frequency Stability Temperature & Voltage	-	See Note

Report Clause	Ref Std. Clause	Test Items	Result (PASS/FAIL)	Remark
4.2	§2.1053 §22.917 (a) §24.238 (a) §27.53 (c)(2) §27.53 (f) §27.53 (g) §27.53 (h)	Radiated Spurious Emission (Band 2) (Band 4) (Band 5) (Band 12) (Band 13) (Band 17) (Band 25) (Band 26) (Band 66) (Band 71)	Pass	5.21 dB under the limit at 1560.000 MHz
	§2.1051 §27.53 (m)(4)	Radiated Spurious Emission (Band 7) (Band 38) (Band 41)		

Note: The certified module (Model: FM350-GL) which supports normal mode and TX switching mode being integrated into a notebook computer. Spot check on both modes were performed and no degradation occur. Thus additionally reporting the spot check results in this report.

Declaration of Conformity:

1. The test results (PASS/FAIL) with all measurement uncertainty excluded are presented in accordance with the regulation limits or requirements declared by manufacturers.
   It's means measurement values may risk exceeding the limit of regulation standards, if measurement uncertainty is include in test results.
2. The measurement uncertainty please refer to report "Uncertainty of Evaluation".

Comments and Explanations:

The product specifications of the EUT presented in the report are declared by the manufacturer who shall take full responsibility for the authenticity.

Reviewed by: Sheng Kuo

Report Producer: Rachel Hsieh

1 General Description

1.1 Product Feature of Equipment Under Test

Product Feature	
Equipment	5G Module
Brand Name	Fibocom Wireless Inc.
Model Name	FM350-GL
FCC ID	ZMOFM350GLL
Sample 1	EUT with Host 1
Sample 2	EUT with Host 2
EUT supports Radios application	WCDMA/HSPA/LTE/5G NR/GNSS
EUT Stage	Production Unit

Remark:

1. The above EUT's information was declared by manufacturer.
2. Equipment: Fibocom FM350-GL tested inside of Lenovo Notebook Computer.

	Normal mode	**TX switching mode**
	TX/RX	TX/RX
Ant_0 (Main)	WCDMA : 2/4/5 LTE : 2/4/5/7/12/13/14/17/25/26/30/38/66/71 NR : 2/5/7/25/30/38/66/71	WCDMA : 5 LTE : 5/12/13/14/17/26/41/48/71 NR : 5/41/71/77/78
Ant_2 (MIMO2)	LTE : 41/48 NR : 41/77/78	WCDMA : 2/4 LTE : 2/4/7/25/30/38/66 NR : 2/7/25/30/38/66

The product was installed into Notebook Computer (Brand Name: Lenovo, Model Name: TP00128C) during test, and the host information was recorded in the following table.

Host Information	
Host 1	EUT with Amphenol Antenna
Host 2	EUT with JYT/NVC Antenna

Antenna Information				
Main Antenna	**Manufacturer**	Amphenol	**Peak gain(dBi)**	LTE Band 2 : 0.50 LTE Band 4 : 0.95 LTE Band 5 : -0.43 LTE Band 7 : 0.36 LTE Band 12 : -1.66 LTE Band 13 : -1.44 LTE Band 17 : -1.59 LTE Band 25 : 0.40 LTE Band 26 : -0.43 LTE Band 38 : 0.76 LTE Band 41 : 1.62 LTE Band 66 : 0.80 LTE Band 71 : -1.91
	Part number	TKC114-16-000-C	**Type**	PIFA
	Manufacturer	JYT/NVC	**Peak gain(dBi)**	LTE Band 2 : -1.83 LTE Band 4 : -1.18 LTE Band 5 : -2.02 LTE Band 7 : -4.23 LTE Band 12 : -3.81 LTE Band 13 : -3.29 LTE Band 17 : -3.56 LTE Band 25 : -1.67 LTE Band 26 : -2.02 LTE Band 38 : -5.78 LTE Band 41 : -4.12 LTE Band 66 : -1.21 LTE Band 71 : -4.43
	Part number	JYAAE0154HR	**Type**	PIFA
MIMO 2 Antenna	**Manufacturer**	Amphenol	**Peak gain(dBi)**	LTE Band 2 : 0.60 LTE Band 4 : 1.00 LTE Band 7 : 1.51 LTE Band 25 : 0.60 LTE Band 38 : 0.96 LTE Band 41 : 1.52 LTE Band 66 : 1.00
	Part number	TKC113-16-000-C	**Type**	PIFA
	Manufacturer	JYT/NVC	**Peak gain(dBi)**	LTE Band 2 : -1.31 LTE Band 4 : -3.23 LTE Band 7 : -1.80 LTE Band 25 : -1.18 LTE Band 38 : -1.92 LTE Band 41 : -1.69 LTE Band 66 : -3.21
	Part number	JYAAE0155HR	**Type**	PIFA

Remark: The above EUT's information was declared by manufacturer. Please refer to Comments and Explanations in report summary.

1.2 Product Specification of Equipment Under Test

Product Specification is subject to this standard	
Tx Frequency	LTE Band 2: 1850.7 MHz ~ 1909.3 MHz LTE Band 4: 1710.7 MHz ~ 1754.3 MHz LTE Band 5: 824.7 MHz ~ 848.3 MHz LTE Band 7: 2502.5 MHz ~ 2567.5 MHz LTE Band 12: 699.7 MHz ~ 715.3 MHz LTE Band 13: 779.5 MHz ~ 784.5 MHz LTE Band 17: 706.5 MHz ~ 713.5 MHz LTE Band 25: 1850.7MHz ~ 1914.3 MHz LTE Band 26: 824.7MHz ~ 848.3 MHz LTE Band 38: 2572.5MHz ~ 2617.5MHz LTE Band 41: 2498.5 MHz ~ 2687.5 MHz LTE Band 66: 1710.7 MHz ~ 1779.3 MHz LTE Band 71: 665.5 MHz ~ 695.5 MHz
Rx Frequency	LTE Band 2: 1930.7 MHz ~ 1989.3 MHz LTE Band 4: 2110.7 MHz ~ 2154.3 MHz LTE Band 5: 869.7 MHz ~ 893.3 MHz LTE Band 7: 2622.5MHz ~ 2687.5 MHz LTE Band 12: 729.7 MHz ~ 745.3 MHz LTE Band 13: 748.5 MHz ~ 753.5 MHz LTE Band 17: 736.5 MHz ~ 743.5 MHz LTE Band 25: 1930.7MHz ~ 1994.3 MHz LTE Band 26: 869.7MHz ~ 893.3MHz LTE Band 38: 2572.5MHz ~ 2617.5MHz LTE Band 41: 2498.5 MHz ~ 2687.5 MHz LTE Band 66: 2110.7 MHz ~ 2199.3 MHz LTE Band 71: 619.5 MHz ~ 649.5 MHz
Bandwidth	LTE Band 2: 1.4MHz / 3MHz / 5MHz / 10MHz / 15MHz / 20MHz LTE Band 4: 1.4MHz / 3MHz / 5MHz / 10MHz / 15MHz / 20MHz LTE Band 5: 1.4MHz / 3MHz / 5MHz / 10MHz LTE Band 7: 5MHz/ 10MHz / 15MHz / 20MHz LTE Band 12: 1.4MHz / 3MHz / 5MHz / 10MHz LTE Band 13: 5MHz / 10MHz LTE Band 17: 5MHz / 10MHz LTE Band 25: 1.4MHz / 3MHz / 5MHz / 10MHz / 15MHz / 20MHz LTE Band 26: 1.4MHz / 3MHz / 5MHz / 10MHz / 15MHz LTE Band 38: 5MHz / 10MHz / 15MHz / 20MHz LTE Band 41: 5MHz / 10MHz / 15MHz / 20MHz LTE Band 66: 1.4MHz / 3MHz / 5MHz / 10MHz / 15MHz / 20MHz LTE Band 71: 5MHz / 10MHz / 15MHz / 20MHz

Product Specification is subject to this standard	
Maximum Output Power to Antenna	**<Main Antenna>** LTE Band 2 : 22.54 dBm LTE Band 4 : 22.75 dBm LTE Band 5 : 23.85 dBm LTE Band 5B : 24.09 dBm LTE Band 7 : 22.28 dBm LTE Band 7C : 23.25 dBm LTE Band 12 : 23.76 dBm LTE Band 13 : 23.80 dBm LTE Band 17 : 23.75 dBm LTE Band 25 : 22.43 dBm LTE Band 26 : 23.81 dBm LTE Band 38 : 22.50 dBm LTE Band 38C : 22.91 dBm LTE Band 41 : 24.16 dBm for HPUE LTE Band 41C : 23.19 dBm for HPUE LTE Band 66 : 22.74 dBm LTE Band 66B : 23.14 dBm LTE Band 66C : 23.01 dBm LTE Band 71 : 23.77 dBm **<MIMO 2 Antenna>** LTE Band 2 : 22.34 dBm LTE Band 4 : 22.41 dBm LTE Band 7 : 22.27 dBm LTE Band 7C : 22.60 dBm LTE Band 25 : 22.34 dBm LTE Band 38 : 22.47 dBm LTE Band 38C : 22.68 dBm LTE Band 41 : 25.52 dBm for HPUE LTE Band 41C : 22.72 dBm LTE Band 41C : 25.42 dBm for HPUE LTE Band 66 : 22.37 dBm LTE Band 66B : 22.89 dBm LTE Band 66C : 22.94 dBm
Type of Modulation	QPSK / 16QAM / 64QAM / 256QAM

1.3 Modification of EUT

No modifications made to the EUT during the testing.

1.4 Testing Location

Test Site	Sporton International Inc. EMC & Wireless Communications Laboratory
Test Site Location	No.52, Huaya 1st Rd., Guishan Dist., Taoyuan City 333
Test Site No.	**Sporton Site No.**
	TH03-HY (TAF Code: 1190)
Test Engineer	Cotty Hsu
Temperature (℃)	22.2~23.1
Relative Humidity (%)	51~56
Remark	The Conducted test item subcontracted to Sporton International Inc. EMC & Wireless Communications Laboratory

Test Site	Sporton International Inc. Wensan Laboratory
Test Site Location	No.58, Aly. 75, Ln. 564, Wenhua 3rd, Rd., Guishan Dist., Taoyuan City 333010
Test Site No.	**Sporton Site No.**
	03CH13-HY
Test Engineer	Rain Lee, Jacky Hong and Mancy Chou
Temperature (℃)	20~26
Relative Humidity (%)	40~65

Note: The test site complies with ANSI C63.4 2014 requirement.

FCC Designation No.: TW1190 and TW3786

1.5 Applicable Standards

According to the specifications of the manufacturer, the EUT must comply with the requirements of the following standards:

- ANSI C63.26-2015
- ANSI / TIA-603-E
- FCC 47 CFR Part 2, 22(H), 24(E), 27
- FCC KDB 971168 D01 Power Meas. License Digital Systems v03r01
- FCC KDB 412172 D01 Determining ERP and EIRP v01r01
- FCC KDB 414788 D01 Radiated Test Site v01r01.

Remark:

1. All the test items were validated and recorded in accordance with the standards without any modification during the testing.
2. The TAF code is not including all the FCC KDB listed without accreditation.

2 Test Configuration of Equipment Under Test

2.1 Test Mode

Antenna port conducted and radiated test items listed below are performed according to KDB 971168 D01 Power Meas. License Digital Systems v03r01 with maximum output power.

For radiated measurement, the measured emission level of the EUT was maximized by rotating the EUT on a turntable, adjusting the orientation of the EUT and EUT antenna in Tablet Type (three orthogonal axis (X: flat, Y: portrait, Z: landscape)) and Notebook Type, and adjusting the measurement antenna orientation, following C63.26 exploratory test procedures and only the worst case emissions were reported in this report.

Test Items	Band	Bandwidth (MHz)						Modulation				RB #			Test Channel		
		1.4	3	5	10	15	20	QPSK	16QAM	64QAM	256 QAM	1	Half	Full	L	M	H
Max. Output Power	2	v	v	v	v	v	v	v	v			v			v	v	v
	4	v	v	v	v	v	v	v	v			v			v	v	v
	5	v	v	v	v	-	-	v	v			v			v	v	v
	7	-	-	v	v	v	v	v	v			v			v	v	v
	12	v	v	v	v	-	-	v	v			v			v	v	v
	13	-	-	v	v	-	-	v	v			v			v	v	v
	17	-	-	v	v	-	-	v	v			v			v	v	v
	25	v	v	v	v	v	v	v	v			v			v	v	v
	26	v	v	v	v	v	-	v	v			v			v	v	v
	38	-	-	v	v	v	v	v	v			v			v	v	v
	41	-	-	v	v	v	v	v	v			v			v	v	v
	66	v	v	v	v	v	v	v	v			v			v	v	v
	71	-	-	v	v	v	v	v	v			v			v	v	v

Test Items	Band	Bandwidth (MHz)						Modulation				RB #			Test Channel		
		1.4	3	5	10	15	20	QPSK	16QAM	64QAM	256QAM	1	Half	Full	L	M	H
E.R.P / E.I.R.P	2	v	v	v	v	v	v	v	v			Max. Power					
	4	v	v	v	v	v	v	v	v								
	5	v	v	v	v	-	-	v	v								
	7	-	-	v	v	v	v	v	v								
	12	v	v	v	v	-	-	v	v								
	13	-	-	v	v	-	-	v	v								
	17	-	-	v	v	-	-	v	v								
	25	v	v	v	v	v	v	v	v								
	26	v	v	v	v	v	-	v	v								
	38	-	-	v	v	v	v	v	v								
	41	-	-	v	v	v	v	v	v								
	66	v	v	v	v	v	v	v	v								
	71	-	-	v	v	v	v	v	v								
Radiated Spurious Emission	2	Covered by Band 25															
	4	Covered by Band 66															
	5	Covered by Band 26															
	7	-	-				v	v				v			v	v	v
	12				v	-	-	v				v			v	v	v
	13	-	-	v	v	-	-	v				v			v	v	v
	17	Covered by Band 12															
	25						v	v				v			v	v	v
	26					v	-	v				v			v	v	v
	38	-	-				v	v				v			v	v	v
	41	-	-				v	v				v			v	v	v
	66						v	v				v			v	v	v
	71	-	-				v	v				v			v	v	v

Remark

1. The mark "**v** " means that this configuration is chosen for testing
2. The mark "-" means that this bandwidth is not supported.
3. The device is investigated from 30MHz to 10 times of fundamental signal for radiated spurious emission test under different RB size/offset and modulations in exploratory test. Subsequently, only the worst case emissions are reported.
4. Wider operating range bandwidth covers narrower one when the power is higher or the same.
5. For modulation of 64QAM/256QAM, the maximum power of 64QAM/256QAM is lower than other modulation (QPSK/16QAM), therefore, for Normal Mode, according to engineering evaluation, we choose higher power (QPSK/16QAM) to perform all tests and show in the report.
6. All the radiated test cases were performed with Sample 1.

Test Items	Band	Bandwidth (MHz)					Modulation				RB #			Test Channel		
		3+5	5+3	5+10	10+5	10+10	QPSK	16QAM	64QAM	256QAM	1	Half	Full	L	M	H
Max. Output Power	5B_CA	v	v	v	v	v	v	v			v			v	v	v
E.R.P.	5B_CA	v	v	v	v	v	v	v			Max. Power					
Radiated Spurious Emission	5B_CA					v	v				v			v	v	v
Remark	1. The mark "**v** " means that this configuration is chosen for testing 2. The mark "-" means that this bandwidth is not supported. 3. The device is investigated from 30MHz to 10 times of fundamental signal for radiated spurious emission test under different RB size/offset and modulations in exploratory test. Subsequently, only the worst case emissions are reported. 4. For modulation of 64QAM/256QAM, the maximum power of 64QAM/256QAM is lower than other modulation (QPSK/16QAM), therefore, for Normal Mode, according to engineering evaluation, we choose higher power (QPSK/16QAM) to perform all tests and show in the report. 5. All the radiated test cases were performed with Sample 1.															

Test Items	Band	Bandwidth (MHz)										Modulation				RB #			Test Channel		
		20+20	20+15	15+20	20+10	10+20	20+5	5+20	15+15	15+10	10+15	QPSK	16QAM	64QAM	256 QAM	1	Half	Full	L	M	H
Max. Output Power	7C_CA	v	v	v	v	v	-	-	v	v	-	v	v			v			v	v	v
	38C_CA	v	-	-	-	-	-	-	v	-	-	v	v			v			v	v	v
	41C_CA	v	v	v	v	v	v	v	v	v	v	v	v			v			v	v	v
	66C_CA	v	v	v	v	v	v	v	v	v	v	v	v			v			v	v	v
E.I.R.P.	7C_CA	v	v	v	v	v	-	-	v	v	-	v	v			Max. Power					
	38C_CA	v	-	-	-	-	-	-	v	-	-	v	v								
	41C_CA	v	v	v	v	v	v	v	v	v	v	v	v								
	66C_CA	v	v	v	v	v	v	v	v	v	v	v	v								
Radiated Spurious Emission	7C_CA	v					-	-			-	v				v			v	v	v
	38C_CA	Covered by Band 41C																			
	41C_CA	v										v				v			v	v	v
	66C_CA	v										v				v			v	v	v
Remark	1. The mark "**v** " means that this configuration is chosen for testing 2. The mark "-" means that this bandwidth is not supported. 3. The device is investigated from 30MHz to 10 times of fundamental signal for radiated spurious emission test under different RB size/offset and modulations in exploratory test. Subsequently, only the worst case emissions are reported. 4. Wider operating range bandwidth covers narrower one when the power is higher or the same. 5. For modulation of 64QAM/256QAM, the maximum power of 64QAM/256QAM is lower than other modulation (QPSK/16QAM), therefore, for Normal Mode, according to engineering evaluation, we choose higher power (QPSK/16QAM) to perform all tests and show in the report. 6. All the radiated test cases were performed with Sample 1.																				

Test Items	Band	Bandwidth (MHz)						Modulation				RB #			Test Channel		
		5+5	5+10	10+5	5+15	15+5	10+10	QPSK	16QAM	64QAM	256QAM	1	Half	Full	L	M	H
Max. Output Power	66B_CA	v	v	v	v	v	v	v	v			v			v	v	v
E.I.R.P.	66B_CA	v	v	v	v	v	v	v	v			Max. Power					
Radiated Spurious Emission	66B_CA						v	v				v			v	v	v
Remark	1. The mark "**v** " means that this configuration is chosen for testing 2. The mark "-" means that this bandwidth is not supported. 3. The device is investigated from 30MHz to 10 times of fundamental signal for radiated spurious emission test under different RB size/offset and modulations in exploratory test. Subsequently, only the worst case emissions are reported. 4. For modulation of 64QAM/256QAM, the maximum power of 64QAM/256QAM is lower than other modulation (QPSK/16QAM), therefore, for Normal Mode, according to engineering evaluation, we choose higher power (QPSK/16QAM) to perform all tests and show in the report. 5. All the radiated test cases were performed with Sample 1.																

2.2 Connection Diagram of Test System

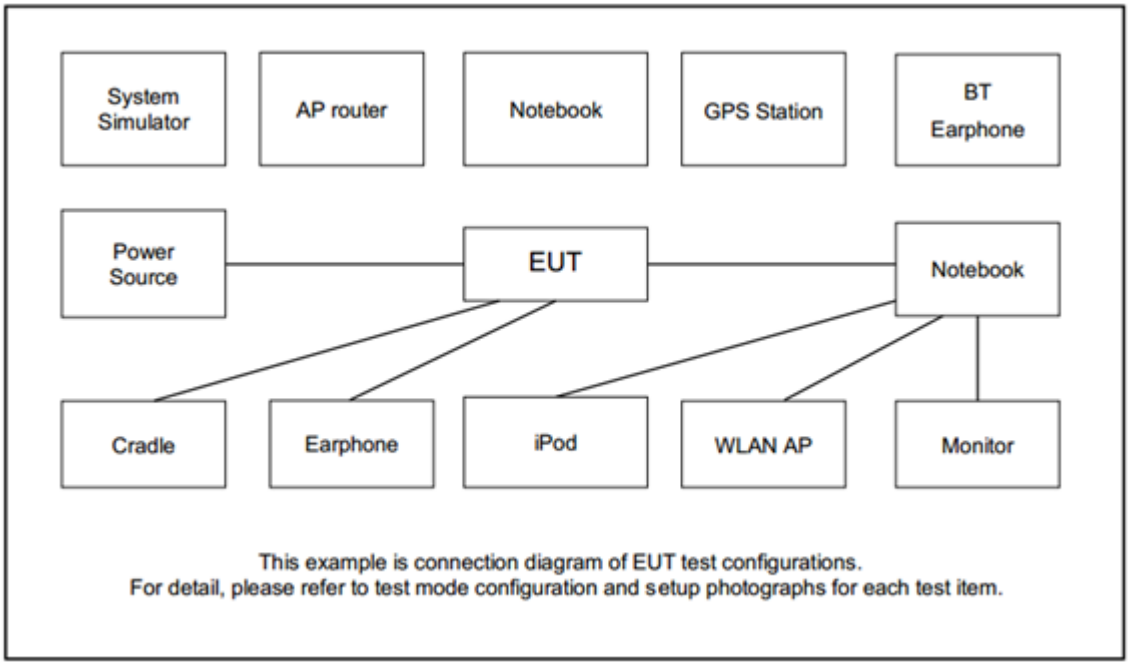

2.3 Support Unit used in test configuration and system

Item	Equipment	Brand Name	Model No.	FCC ID	Data Cable	Power Cord
1.	Earphone	SONY	MH750	N/A	Shielded, 1.2m	N/A
2.	System Simulator	Anritsu	MT8820C	N/A	N/A	Unshielded, 1.8 m

2.4 Frequency List of Low/Middle/High Channels

LTE Band 2 Channel and Frequency List				
BW [MHz]	**Channel/Frequency(MHz)**	**Lowest**	**Middle**	**Highest**
20	Channel	18700	18900	19100
	Frequency	1860	1880	1900
15	Channel	18675	18900	19125
	Frequency	1857.5	1880	1902.5
10	Channel	18650	18900	19150
	Frequency	1855	1880	1905
5	Channel	18625	18900	19175
	Frequency	1852.5	1880	1907.5
3	Channel	18615	18900	19185
	Frequency	1851.5	1880	1908.5
1.4	Channel	18607	18900	19193
	Frequency	1850.7	1880	1909.3

LTE Band 4 Channel and Frequency List				
BW [MHz]	**Channel/Frequency(MHz)**	**Lowest**	**Middle**	**Highest**
20	Channel	20050	20175	20300
	Frequency	1720	1732.5	1745
15	Channel	20025	20175	20325
	Frequency	1717.5	1732.5	1747.5
10	Channel	20000	20175	20350
	Frequency	1715	1732.5	1750
5	Channel	19975	20175	20375
	Frequency	1712.5	1732.5	1752.5
3	Channel	19965	20175	20385
	Frequency	1711.5	1732.5	1753.5
1.4	Channel	19957	20175	20393
	Frequency	1710.7	1732.5	1754.3

LTE Band 5 Channel and Frequency List				
BW [MHz]	Channel/Frequency(MHz)	Lowest	Middle	Highest
10	Channel	20450	20525	20600
	Frequency	829	836.5	844
5	Channel	20425	20525	20625
	Frequency	826.5	836.5	846.5
3	Channel	20415	20525	20635
	Frequency	825.5	836.5	847.5
1.4	Channel	20407	20525	20643
	Frequency	824.7	836.5	848.3

LTE Band 7 Channel and Frequency List				
BW [MHz]	Channel/Frequency(MHz)	Lowest	Middle	Highest
20	Channel	20850	21100	21350
	Frequency	2510	2535	2560
15	Channel	20825	21100	21375
	Frequency	2507.5	2535	2562.5
10	Channel	20800	21100	21400
	Frequency	2505	2535	2565
5	Channel	20775	21100	21425
	Frequency	2502.5	2535	2567.5

LTE Band 12 Channel and Frequency List				
BW [MHz]	Channel/Frequency(MHz)	Lowest	Middle	Highest
10	Channel	23060	23095	23130
	Frequency	704	707.5	711
5	Channel	23035	23095	23155
	Frequency	701.5	707.5	713.5
3	Channel	23025	23095	23165
	Frequency	700.5	707.5	714.5
1.4	Channel	23017	23095	23173
	Frequency	699.7	707.5	715.3

LTE Band 13 Channel and Frequency List				
BW [MHz]	Channel/Frequency(MHz)	Lowest	Middle	Highest
10	Channel	-	23230	-
	Frequency	-	782	-
5	Channel	23205	23230	23255
	Frequency	779.5	782	784.5

LTE Band 17 Channel and Frequency List				
BW [MHz]	Channel/Frequency(MHz)	Lowest	Middle	Highest
10	Channel	23780	23790	23800
	Frequency	709	710	711
5	Channel	23755	23790	23825
	Frequency	706.5	710	713.5

LTE Band 25 Channel and Frequency List				
BW [MHz]	Channel/Frequency(MHz)	Lowest	Middle	Highest
20	Channel	26140	26340	26590
	Frequency	1860	1880	1905
15	Channel	26115	26340	26615
	Frequency	1857.5	1880	1907.5
10	Channel	26090	26340	26640
	Frequency	1855	1880	1910
5	Channel	26065	26340	26665
	Frequency	1852.5	1880	1912.5
3	Channel	26055	26340	26675
	Frequency	1851.5	1880	1913.5
1.4	Channel	26047	26340	26683
	Frequency	1850.7	1880	1914.3

LTE Band 26 Channel and Frequency List				
BW [MHz]	Channel/Frequency(MHz)	Lowest	Middle	Highest
15	Channel	26865	26915	26965
	Frequency	831.5	836.5	841.5
10	Channel	26840	26915	26990
	Frequency	829.0	836.5	844.0
5	Channel	26815	26915	27015
	Frequency	826.5	836.5	846.5
3	Channel	26805	26915	27025
	Frequency	825.5	836.5	847.5
1.4	Channel	26797	26915	27033
	Frequency	824.7	836.5	848.3

LTE Band 38 Channel and Frequency List				
BW [MHz]	Channel/Frequency(MHz)	Lowest	Middle	Highest
20	Channel	37850	38000	38150
	Frequency	2580.0	2595.0	2610.0
15	Channel	37825	38000	38175
	Frequency	2577.5	2595.0	2612.5
10	Channel	37800	38000	38200
	Frequency	2575.0	2595.0	2615.0
5	Channel	37775	38000	38225
	Frequency	2572.5	2595.0	2617.5

LTE Band 41 Channel and Frequency List				
BW [MHz]	Channel/Frequency(MHz)	Lowest	Middle	Highest
20	Channel	39750	40620	41490
	Frequency	2506.0	2593.0	2680.0
15	Channel	39725	40620	41515
	Frequency	2503.5	2593.0	2682.5
10	Channel	39700	40620	41540
	Frequency	2501.0	2593.0	2685.0
5	Channel	39675	40620	41565
	Frequency	2498.5	2593.0	2687.5

LTE Band 66 Channel and Frequency List				
BW [MHz]	Channel/Frequency(MHz)	Lowest	Middle	Highest
20	Channel	132072	132322	132572
	Frequency	1720	1745	1770
15	Channel	132047	132322	132597
	Frequency	1717.5	1745	1772.5
10	Channel	132022	132322	132622
	Frequency	1715	1745	1775
5	Channel	131997	132322	132647
	Frequency	1712.5	1745	1777.5
3	Channel	131987	132322	132657
	Frequency	1711.5	1745	1778.5
1.4	Channel	131979	132322	132665
	Frequency	1710.7	1745	1779.3

LTE Band 71 Channel and Frequency List				
BW [MHz]	Channel/Frequency(MHz)	Lowest	Middle	Highest
20	Channel	133222	133297	133372
	Frequency	673.0	680.5	688.0
15	Channel	133197	133297	133397
	Frequency	670.5	680.5	690.5
10	Channel	133172	133297	133422
	Frequency	668.0	680.5	693.0
5	Channel	133147	133297	133447
	Frequency	665.5	680.5	695.5

LTE Band 5B Channel and Frequency List_CA					
BW [MHz]	Channel/Frequency(MHz)		Lowest	Middle	Highest
10 + 10	PCC	Channel	20450	20476	20501
		Frequency	829.0	831.6	834.1
	SCC	Channel	20549	20575	20600
		Frequency	838.9	841.5	844.0

LTE Band 7C Channel and Frequency List_CA					
BW [MHz]	Channel/Frequency(MHz)		Lowest	Middle	Highest
20 + 20	PCC	Channel	20850	21001	21152
		Frequency	2510.0	2525.1	2540.2
	SCC	Channel	21048	21199	21350
		Frequency	2529.8	2544.9	2560.0
20 + 15	PCC	Channel	20850	21026	21201
		Frequency	2510.0	2527.6	2545.1
	SCC	Channel	21021	21197	21372
		Frequency	2527.1	2544.7	2562.2
15 + 20	PCC	Channel	20828	21003	21179
		Frequency	2507.8	2525.3	2542.9
	SCC	Channel	20999	21174	21350
		Frequency	2524.9	2542.4	2560.0
20 + 10	PCC	Channel	20850	21051	21251
		Frequency	2510.0	2530.1	2550.1
	SCC	Channel	20994	21195	21395
		Frequency	2524.4	2544.5	2564.5
10 + 20	PCC	Channel	20805	21006	21206
		Frequency	2505.5	2525.6	2545.6
	SCC	Channel	20949	21150	21350
		Frequency	2519.9	2540.0	2560.0
15 + 15	PCC	Channel	20825	21025	21225
		Frequency	2507.5	2527.5	2547.5
	SCC	Channel	20975	21175	21375
		Frequency	2522.5	2542.5	2562.5
15 + 10	PCC	Channel	20825	21051	21277
		Frequency	2507.5	2530.1	2552.7
	SCC	Channel	20945	21171	21397
		Frequency	2519.5	2542.1	2564.7

LTE Band 38C Channel and Frequency List_CA					
BW [MHz]	Channel/Frequency(MHz)		Lowest	Middle	Highest
20 + 20	PCC	Channel	37850	37901	37952
		Frequency	2580.0	2585.1	2590.2
	SCC	Channel	38048	38099	38150
		Frequency	2599.8	2604.9	2610.0
15+ 15	PCC	Channel	37825	37925	38025
		Frequency	2577.5	2587.5	2597.5
	SCC	Channel	37975	38075	38175
		Frequency	2592.5	2602.5	2612.5

LTE Band 41C Channel and Frequency List_CA					
BW [MHz]	Channel/Frequency(MHz)		Lowest	Middle	Highest
20 + 20	PCC	Channel	39750	40521	41292
		Frequency	2506.0	2583.1	2660.2
	SCC	Channel	39948	40719	41490
		Frequency	2525.8	2602.9	2680.0
20 + 15	PCC	Channel	39750	40546	41341
		Frequency	2506.0	2585.6	2665.1
	SCC	Channel	39921	40717	41512
		Frequency	2523.1	2602.7	2682.2
15 + 20	PCC	Channel	39728	40523	41319
		Frequency	2503.8	2593.3	2662.9
	SCC	Channel	39899	40694	41490
		Frequency	2520.9	2600.4	2680.0
20 + 10	PCC	Channel	39750	40571	41391
		Frequency	2506.0	2588.1	2670.1
	SCC	Channel	39894	40715	41535
		Frequency	2520.4	2602.5	2684.5
10 + 20	PCC	Channel	39705	40526	41346
		Frequency	2501.5	2583.6	2665.6
	SCC	Channel	39849	40670	41490
		Frequency	2515.9	2598.0	2680.0

LTE Band 41C Channel and Frequency List_CA					
20 + 5	PCC	Channel	39750	40595	41440
		Frequency	2506.0	2590.5	2675.0
	SCC	Channel	39867	40712	41557
		Frequency	2517.7	2602.2	2686.7
5 + 20	PCC	Channel	39683	40528	41373
		Frequency	2499.3	2583.8	2668.3
	SCC	Channel	39800	40645	41490
		Frequency	2511.0	2595.5	2680.0
15 + 15	PCC	Channel	39725	40545	41365
		Frequency	2503.5	2585.5	2667.5
	SCC	Channel	39875	40695	41515
		Frequency	2518.5	2600.5	2682.5
10 + 15	PCC	Channel	39703	40549	41395
		Frequency	2501.3	2585.9	2670.5
	SCC	Channel	39823	40669	41515
		Frequency	2513.3	2597.9	2682.5
15 + 10	PCC	Channel	39725	40571	41417
		Frequency	2503.5	2588.1	2672.7
	SCC	Channel	39845	40691	41537
		Frequency	2515.5	2600.1	2684.7

LTE Band 66B Channel and Frequency List_CA					
BW [MHz]	Channel/Frequency(MHz)		Lowest	Middle	Highest
15 + 5	PCC	Channel	132047	132398	132549
		Frequency	1717.5	1752.6	1767.7
	SCC	Channel	132140	133391	132642
		Frequency	1726.8	1761.9	1777.0

LTE Band 66C Channel and Frequency List_CA					
BW [MHz]	Channel/Frequency(MHz)		Lowest	Middle	Highest
20 + 20	PCC	Channel	132072	132323	132374
		Frequency	1720.0	1745.1	1750.2
	SCC	Channel	132270	133421	132572
		Frequency	1739.8	1764.9	1770.0

3 Conducted Test Items

3.1 Measuring Instruments

See list of measuring instruments of this test report.

3.1.1 Test Setup

3.1.2 Conducted Output Power



3.1.3 Test Result of Conducted Test

Please refer to Appendix A.

3.2 Conducted Output Power and ERP/EIRP

3.2.1 Description of the Conducted Output Power Measurement and ERP/EIRP Measurement

A system simulator was used to establish communication with the EUT. Its parameters were set to force the EUT transmitting at maximum output power. The measured power in the radio frequency on the transmitter output terminals shall be reported.

The ERP of mobile transmitters must not exceed 7 Watts for LTE Band 5 and Band 26

The ERP of mobile transmitters must not exceed 3 Watts for LTE Band 12 and Band 13 and Band 17 and and Band 71

The EIRP of mobile transmitters must not exceed 2 Watts for LTE Band 2 and Band 25 and Band 7 and Band 38 and Band 41

The EIRP of mobile transmitters must not exceed 1 Watts for LTE Band 4 and Band 66

According to KDB 412172 D01 Power Approach,

EIRP = $P_T + G_T – L_C$, ERP = EIRP -2.15, where

P_T = transmitter output power in dBm

G_T = gain of the transmitting antenna in dBi

L_C = signal attenuation in the connecting cable between the transmitter and antenna in dB

3.2.2 Test Procedures

1. The transmitter output port was connected to the system simulator.
2. Set EUT at maximum power through the system simulator.
3. Select lowest, middle, and highest channels for each band and different modulation.
4. Measure and record the power level from the system simulator.

4 Radiated Test Items

4.1 Measuring Instruments

See list of measuring instruments of this test report.

4.1.1 Test Setup

For radiated test below 30MHz

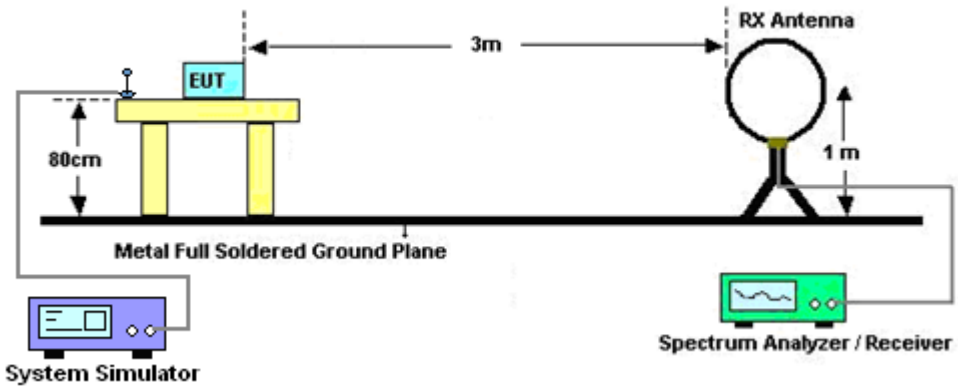

For radiated test from 30MHz to 1GHz

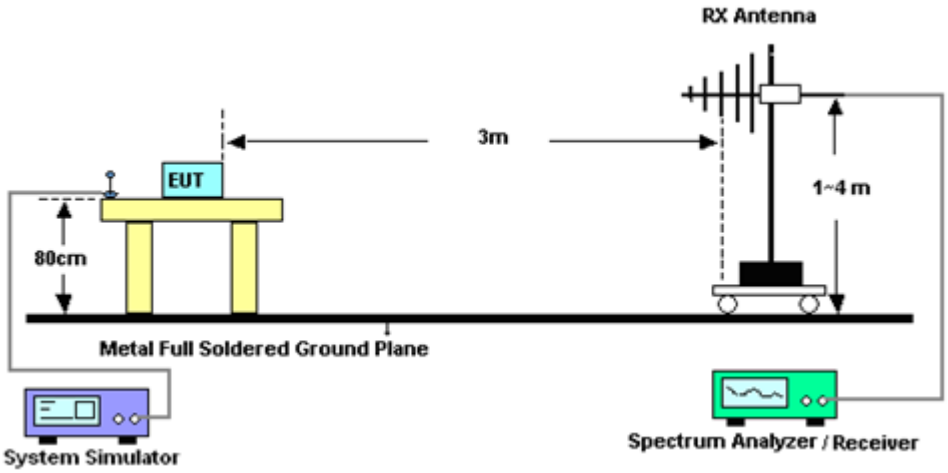

For radiated test from 1GHz to 18GHz

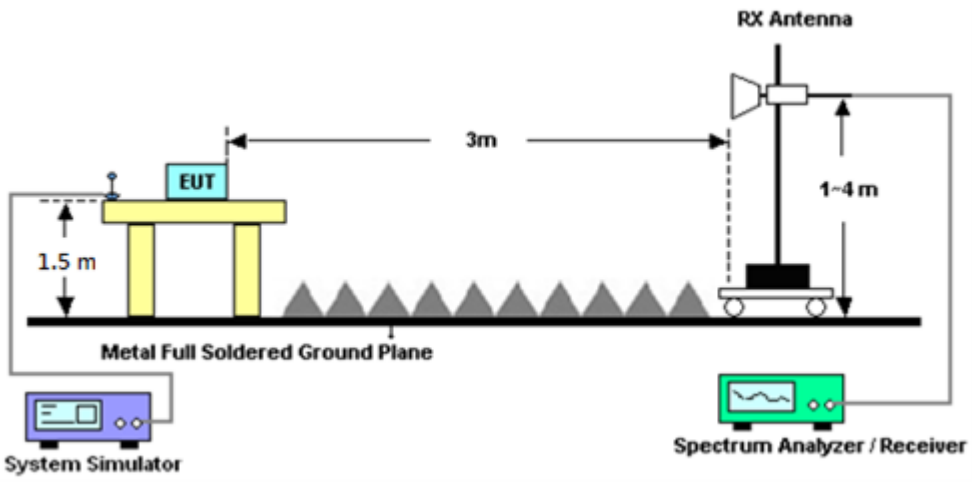

For radiated test above 18GHz

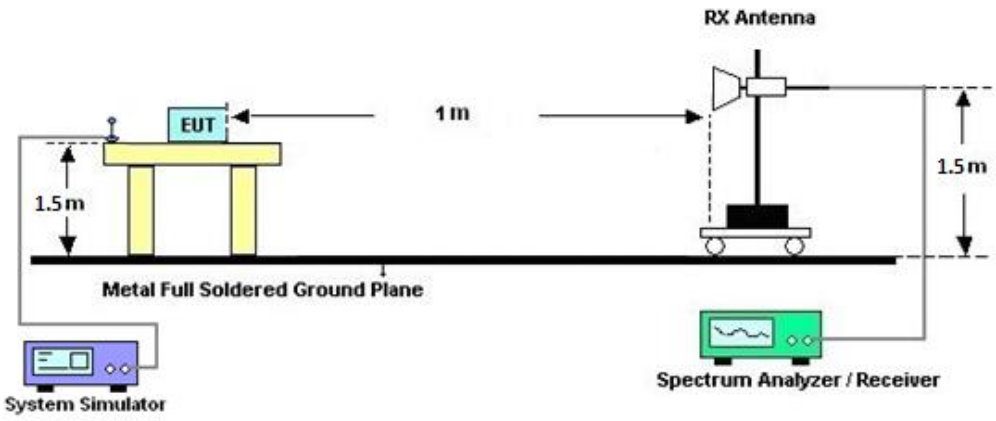

4.1.2 Test Result of Radiated Test

Please refer to Appendix B.

Note:

The low frequency, which started from 9 kHz to 30MHz, was pre-scanned and the result which was 20dB lower than the limit line was not reported.

There is adequate comparison measurement of both open-field test site and alternative test site - semi-Anechoic chamber according to 414788 D01 Radiated Test Site v01r01, and the result came out very similar.

4.2 Radiated Spurious Emission Measurement

4.2.1 Description of Radiated Spurious Emission Measurement

The radiated spurious emission was measured by substitution method according to ANSI / TIA-603-E. The power of any emission outside of the authorized operating frequency ranges must be attenuated below the transmitter power (P) by a factor of at least 43 + 10 log (P) dB.

For LTE Band 7, 38, 41

The power of any emission outside of the authorized operating frequency ranges must be attenuated below the transmitter power (P) by a factor of at least 55 + 10 log (P) dB.

For LTE Band 13

For operations in the 746-758 MHz, 775-788 MHz, and 805-806 MHz bands, emissions in the band 1559-1610 MHz shall be limited to −70 dBW/MHz equivalent isotropically radiated power (EIRP) for wideband signals, and −80 dBW EIRP for discrete emissions of less than 700 Hz bandwidth.

The spectrum is scanned from 30 MHz up to a frequency including its 10th harmonic.

4.2.2 Test Procedures

The testing follows FCC KDB 971168 D01 v03r01 Section 7 and ANSI / TIA-603-E Section 2.2.12.

1. The EUT was placed on a turntable with 0.8 meter for frequency below 1GHz and 1.5 meter for frequency above 1GHz respectively above ground.
2. The EUT was set 3 meters from the receiving antenna, which was mounted on the antenna tower.
3. The table was rotated 360 degrees to determine the position of the highest spurious emission.
4. The height of the receiving antenna is varied between one meter and four meters to search the maximum spurious emission for both horizontal and vertical polarizations.
5. Make the measurement with the spectrum analyzer's RBW = 1MHz, VBW = 3MHz, taking the record of maximum spurious emission.
6. A horn antenna was substituted in place of the EUT and was driven by a signal generator.
7. Tune the output power of signal generator to the same emission level with EUT maximum spurious emission.
8. Taking the record of output power at antenna port.
9. Repeat step 7 to step 8 for another polarization.
10. The RF fundamental frequency should be excluded against the limit line in the operating frequency band.

    The limit line is derived from 43 + 10log(P)dB below the transmitter power P(Watts)

    For LTE Band 7, 38, 41

    The limit line is derived from 55 + 10log(P)dB below the transmitter power P(Watts)

    EIRP (dBm) = S.G. Power – Tx Cable Loss + Tx Antenna Gain

    ERP (dBm) = EIRP - 2.15

5 List of Measuring Equipment

Instrument	Brand Name	Model No.	Serial No.	Characteristics	Calibration Date	Test Date	Due Date	Remark
Loop Antenna	Rohde & Schwarz	HFH2-Z2	100488	9 kHz~30 MHz	Sep. 20, 2022	Nov. 09, 2022~ Dec. 22, 2022	Sep. 19, 2023	Radiation (03CH13-HY)
Preamplifier	EMEC	EM18G40G	060715	18GHz~40GHz	Dec. 24, 2021	Nov. 09, 2022~ Dec. 22, 2022	Dec. 23, 2022	Radiation (03CH13-HY)
SHF-EHF Horn Antenna	SCHWARZBECK	BBHA9170	1223	18GHz-40GHz	Jul. 05, 2022	Nov. 09, 2022~ Dec. 22, 2022	Jul. 04, 2024	Radiation (03CH13-HY)
RF Cable	HUBER + SUHNER	SUCOFLEX 102	505134/2	30MHz~40GHz	Feb. 21, 2022	Nov. 09, 2022~ Dec. 22, 2022	Feb. 20, 2023	Radiation (03CH13-HY)
SHF-EHF Horn Antenna	SCHWARZBECK	BBHA 9170	BBHA9170576	18GHz~40GHz	May 14, 2022	Nov. 09, 2022~ Dec. 22, 2022	May 13, 2023	Radiation (03CH13-HY)
Amplifier	SONOMA	310N	187282	9kHz~1GHz	Dec. 15, 2021	Nov. 09, 2022~ Dec. 13, 2022	Dec. 14, 2022	Radiation (03CH13-HY)
Amplifier	SONOMA	310N	187282	9kHz~1GHz	Dec. 14, 2022	Dec. 14, 2022~ Dec. 22, 2022	Dec. 13, 2023	Radiation (03CH13-HY)
Bilog Antenna	TESEQ	CBL 6111D & 00800N1D01N-06	40103 & 07	30MHz~1GHz	Apr. 24, 2022	Nov. 09, 2022~ Dec. 22, 2022	Apr. 23, 2023	Radiation (03CH13-HY)
Bilog Antenna	TESEQ	CBL 6111D & 00800N1D01N-06	41912 & 05	30MHz~1GHz	Feb. 06, 2022	Nov. 09, 2022~ Dec. 22, 2022	Feb. 05, 2023	Radiation (03CH13-HY)
Hygrometer	TECPEL	DTM-303B	TP140325	N/A	Nov. 07, 2022	Nov. 09, 2022~ Dec. 22, 2022	Nov. 06, 2023	Radiation (03CH13-HY)
Preamplifier	MITEQ	AMF-7D-00101800-30-10P	1590074	1GHz~18GHz	May 17, 2022	Nov. 09, 2022~ Dec. 22, 2022	May 16, 2023	Radiation (03CH13-HY)
Preamplifier	Keysight	83017A	MY53270147	1GHz~26.5GHz	Oct. 25, 2022	Nov. 09, 2022~ Dec. 22, 2022	Oct. 24, 2023	Radiation (03CH13-HY)
Spectrum Analyzer	Keysight	N9010A	MY55370526	10Hz~44GHz	Mar. 18, 2022	Nov. 09, 2022~ Dec. 22, 2022	Mar. 17, 2023	Radiation (03CH13-HY)
Filter	Wainwright	WLK4-1000-1530-8000-40SS	SN12	1.53GHz Low Pass Filter	Sep. 13, 2022	Nov. 09, 2022~ Dec. 22, 2022	Sep. 12, 2023	Radiation (03CH13-HY)
Filter	Wainwright	WHKX12-1080-1200-15000-60SS	SN3	1.2GHz High Pass Filter	Jun. 30, 2022	Nov. 09, 2022~ Dec. 22, 2022	Jun. 29, 2023	Radiation (03CH13-HY)
Filter	Wainwright	WHKX12-2700-3000-18000-60SS	SN2	3GHz High Pass Filter	Jul. 12, 2022	Nov. 09, 2022~ Dec. 22, 2022	Jul. 11, 2023	Radiation (03CH13-HY)
RF Cable	HUBER + SUHNER	SUCOFLEX 126E	0030/126E	30MHz~18GHz	Feb. 09, 2022	Nov. 09, 2022~ Dec. 22, 2022	Feb. 08, 2023	Radiation (03CH13-HY)
RF Cable	HUBER + SUHNER	SUCOFLEX 104	804793/4	30MHz~18GHz	Feb. 09, 2022	Nov. 09, 2022~ Dec. 22, 2022	Feb. 08, 2023	Radiation (03CH13-HY)
RF Cable	HUBER + SUHNER	SUCOFLEX 104	MY9837/4PE	9 kHz~30 MHz	Mar. 10, 2022	Nov. 09, 2022~ Dec. 22, 2022	Mar. 09, 2023	Radiation (03CH13-HY)
RF Cable	HUBER + SUHNER	SUCOFLEX 104	MY24961/4	30MHz~18GHz	Feb. 09, 2022	Nov. 09, 2022~ Dec. 22, 2022	Feb. 08, 2023	Radiation (03CH13-HY)
Controller	EMEC	EM1000	N/A	Control Turn table & Ant Mast	N/A	Nov. 09, 2022~ Dec. 22, 2022	N/A	Radiation (03CH13-HY)
Antenna Mast	EMEC	AM-BS-4500-B	N/A	1m~4m	N/A	Nov. 09, 2022~ Dec. 22, 2022	N/A	Radiation (03CH13-HY)
Turn Table	EMEC	TT2000	N/A	0~360 Degree	N/A	Nov. 09, 2022~ Dec. 22, 2022	N/A	Radiation (03CH13-HY)
Horn Antenna	SCHWARZBECK	BBHA 9120 D	9120D-1241	1-18GHz	Jul. 25, 2022	Nov. 09, 2022~ Dec. 22, 2022	Jul. 24, 2023	Radiation (03CH13-HY)
Horn Antenna	SCHWARZBECK	BBHA 9120 D	9120D-1212	1GHz~18GHz	Mar. 10, 2022	Nov. 09, 2022~ Dec. 22, 2022	Mar. 09, 2023	Radiation (03CH13-HY)
Radio Communication Analyzer	Anritsu	MT8821C	6262025353	LTE FDD/TDD LTE-2CC DLCA/ULCA	Oct. 13, 2022	Nov. 23, 2022~ Dec. 27, 2022	Oct. 12, 2023	Conducted (TH03-HY)
Coupler	Warison	20dB 25W SMA Directional Coupler	#B	1-18GHz	Jan. 07, 2022	Nov. 23, 2022~ Dec. 27, 2022	Jan. 06, 2023	Conducted (TH03-HY)
Base Station (Measure)	Anritsu	MT8000A	6262134933	FR1	Jun. 13, 2022	Nov. 23, 2022~ Dec. 27, 2022	Jun. 12, 2023	Conducted (TH03-HY)

6 Uncertainty of Evaluation

Uncertainty of Radiated Emission Measurement (30 MHz ~ 1000 MHz)

Measuring Uncertainty for a Level of Confidence of 95% (U = 2Uc(y))	3.40 dB

Uncertainty of Radiated Emission Measurement (1 GHz ~ 18 GHz)

Measuring Uncertainty for a Level of Confidence of 95% (U = 2Uc(y))	3.81 dB

Uncertainty of Radiated Emission Measurement (18 GHz ~ 40 GHz)

Measuring Uncertainty for a Level of Confidence of 95% (U = 2Uc(y))	3.46 dB

Appendix A. Test Results of Conducted Test

Conducted Output Power(Average power & ERP/EIRP)

<Main Antenna>

LTE Band 2 Maximum Average Power [dBm] (GT - LC = 0.5 dB)								
BW [MHz]	RB Size	RB Offset	Mod	Lowest	Middle	Highest	EIRP (dBm)	EIRP (W)
20	1	0	QPSK	22.54	22.37	22.24	23.04	0.2014
20	1	0	16-QAM	21.66	21.58	21.45	22.16	0.1644
Limit	EIRP < 2W			Result			Pass	

LTE Band 2 Maximum Average Power [dBm] (GT - LC = 0.5 dB)								
BW [MHz]	RB Size	RB Offset	Mod	Lowest	Middle	Highest	EIRP (dBm)	EIRP (W)
15	1	0	QPSK	22.39	22.33	22.06	22.89	0.1945
15	1	0	16-QAM	21.63	21.38	21.36	22.13	0.1633
Limit	EIRP < 2W			Result			Pass	

LTE Band 2 Maximum Average Power [dBm] (GT - LC = 0.5 dB)								
BW [MHz]	RB Size	RB Offset	Mod	Lowest	Middle	Highest	EIRP (dBm)	EIRP (W)
10	1	0	QPSK	22.43	22.20	22.09	22.93	0.1963
10	1	0	16-QAM	21.63	21.50	21.27	22.13	0.1633
Limit	EIRP < 2W			Result			Pass	

LTE Band 2 Maximum Average Power [dBm] (GT - LC = 0.5 dB)								
BW [MHz]	RB Size	RB Offset	Mod	Lowest	Middle	Highest	EIRP (dBm)	EIRP (W)
5	1	0	QPSK	22.34	22.27	22.20	22.84	0.1923
5	1	0	16-QAM	21.54	21.52	21.37	22.04	0.1600
Limit	EIRP < 2W			Result			Pass	

LTE Band 2 Maximum Average Power [dBm] (GT - LC = 0.5 dB)								
BW [MHz]	RB Size	RB Offset	Mod	Lowest	Middle	Highest	EIRP (dBm)	EIRP (W)
3	1	0	QPSK	22.43	22.30	22.15	22.93	0.1963
3	1	0	16-QAM	21.48	21.39	21.40	21.98	0.1578
Limit	EIRP < 2W			Result			Pass	

LTE Band 2 Maximum Average Power [dBm] (GT - LC = 0.5 dB)								
BW [MHz]	RB Size	RB Offset	Mod	Lowest	Middle	Highest	EIRP (dBm)	EIRP (W)
1.4	1	0	QPSK	22.40	22.32	22.39	22.90	0.1950
1.4	1	0	16-QAM	21.65	21.55	21.63	22.15	0.1641
Limit	EIRP < 2W			Result			Pass	

LTE Band 25 Maximum Average Power [dBm] (GT - LC = 0.4 dB)								
BW [MHz]	RB Size	RB Offset	Mod	Lowest	Middle	Highest	EIRP (dBm)	EIRP (W)
20	1	0	QPSK	22.43	22.42	22.39	22.83	0.1919
20	1	0	16-QAM	21.59	21.57	21.59	21.99	0.1581
Limit	EIRP < 2W			Result			Pass	

LTE Band 25 Maximum Average Power [dBm] (GT - LC = 0.4 dB)								
BW [MHz]	RB Size	RB Offset	Mod	Lowest	Middle	Highest	EIRP (dBm)	EIRP (W)
15	1	0	QPSK	22.43	22.25	22.22	22.83	0.1919
15	1	0	16-QAM	21.46	21.46	21.49	21.89	0.1545
Limit	EIRP < 2W			Result			Pass	

LTE Band 25 Maximum Average Power [dBm] (GT - LC = 0.4 dB)								
BW [MHz]	RB Size	RB Offset	Mod	Lowest	Middle	Highest	EIRP (dBm)	EIRP (W)
10	1	0	QPSK	22.28	22.33	22.34	22.74	0.1879
10	1	0	16-QAM	21.58	21.47	21.40	21.98	0.1578
Limit	EIRP < 2W			Result			Pass	

LTE Band 25 Maximum Average Power [dBm] (GT - LC = 0.4 dB)								
BW [MHz]	RB Size	RB Offset	Mod	Lowest	Middle	Highest	EIRP (dBm)	EIRP (W)
5	1	0	QPSK	22.31	22.32	22.38	22.78	0.1897
5	1	0	16-QAM	21.57	21.54	21.46	21.97	0.1574
Limit	EIRP < 2W			Result			Pass	

LTE Band 25 Maximum Average Power [dBm] (GT - LC = 0.4 dB)								
BW [MHz]	RB Size	RB Offset	Mod	Lowest	Middle	Highest	EIRP (dBm)	EIRP (W)
3	1	0	QPSK	22.25	22.22	22.36	22.76	0.1888
3	1	0	16-QAM	21.47	21.40	21.39	21.87	0.1538
Limit	EIRP < 2W			Result			Pass	

LTE Band 25 Maximum Average Power [dBm] (GT - LC = 0.4 dB)								
BW [MHz]	RB Size	RB Offset	Mod	Lowest	Middle	Highest	EIRP (dBm)	EIRP (W)
1.4	1	0	QPSK	22.30	22.32	22.37	22.77	0.1892
1.4	1	0	16-QAM	21.87	21.97	22.08	22.48	0.1770
Limit	EIRP < 2W			Result			Pass	

LTE Band 4 Maximum Average Power [dBm] (GT - LC = 0.95 dB)								
BW [MHz]	RB Size	RB Offset	Mod	Lowest	Middle	Highest	EIRP (dBm)	EIRP (W)
20	1	0	QPSK	22.75	22.75	22.65	23.70	0.2344
20	1	0	16-QAM	21.93	21.97	21.89	22.92	0.1959
Limit	EIRP < 1W			Result			Pass	

LTE Band 4 Maximum Average Power [dBm] (GT - LC = 0.95 dB)								
BW [MHz]	RB Size	RB Offset	Mod	Lowest	Middle	Highest	EIRP (dBm)	EIRP (W)
15	1	0	QPSK	22.70	22.65	22.48	23.65	0.2317
15	1	0	16-QAM	21.87	21.91	21.80	22.86	0.1932
Limit	EIRP < 1W			Result			Pass	

LTE Band 4 Maximum Average Power [dBm] (GT - LC = 0.95 dB)								
BW [MHz]	RB Size	RB Offset	Mod	Lowest	Middle	Highest	EIRP (dBm)	EIRP (W)
10	1	0	QPSK	22.62	22.57	22.56	23.57	0.2275
10	1	0	16-QAM	21.76	21.81	21.83	22.78	0.1897
Limit	EIRP < 1W			Result			Pass	

LTE Band 4 Maximum Average Power [dBm] (GT - LC = 0.95 dB)								
BW [MHz]	RB Size	RB Offset	Mod	Lowest	Middle	Highest	EIRP (dBm)	EIRP (W)
5	1	0	QPSK	22.66	22.71	22.63	23.66	0.2323
5	1	0	16-QAM	21.80	21.92	21.74	22.87	0.1936
Limit	EIRP < 1W			Result			Pass	

LTE Band 4 Maximum Average Power [dBm] (GT - LC = 0.95 dB)								
BW [MHz]	RB Size	RB Offset	Mod	Lowest	Middle	Highest	EIRP (dBm)	EIRP (W)
3	1	0	QPSK	22.57	22.62	22.61	23.57	0.2275
3	1	0	16-QAM	21.76	21.82	21.70	22.77	0.1892
Limit	EIRP < 1W			Result			Pass	

LTE Band 4 Maximum Average Power [dBm] (GT - LC = 0.95 dB)								
BW [MHz]	RB Size	RB Offset	Mod	Lowest	Middle	Highest	EIRP (dBm)	EIRP (W)
1.4	1	0	QPSK	22.63	22.60	22.55	23.58	0.2280
1.4	1	0	16-QAM	21.86	21.90	21.84	22.85	0.1928
Limit	EIRP < 1W			Result			Pass	

LTE Band 5 Maximum Average Power [dBm] (GT - LC = -0.43 dB)								
BW [MHz]	RB Size	RB Offset	Mod	Lowest	Middle	Highest	ERP (dBm)	ERP (W)
10	1	0	QPSK	23.85	23.69	23.60	21.27	0.1340
10	1	0	16-QAM	22.99	23.02	22.89	20.44	0.1107
Limit	ERP < 7W			Result			Pass	

LTE Band 5 Maximum Average Power [dBm] (GT - LC = -0.43 dB)								
BW [MHz]	RB Size	RB Offset	Mod	Lowest	Middle	Highest	ERP (dBm)	ERP (W)
5	1	0	QPSK	23.67	23.54	23.59	21.09	0.1285
5	1	0	16-QAM	22.85	22.87	22.69	20.29	0.1069
Limit	ERP < 7W			Result			Pass	

LTE Band 5 Maximum Average Power [dBm] (GT - LC = -0.43 dB)								
BW [MHz]	RB Size	RB Offset	Mod	Lowest	Middle	Highest	ERP (dBm)	ERP (W)
3	1	0	QPSK	23.72	23.68	23.59	21.14	0.1300
3	1	0	16-QAM	22.79	22.94	22.76	20.36	0.1086
Limit	ERP < 7W			Result			Pass	

LTE Band 5 Maximum Average Power [dBm] (GT - LC = -0.43 dB)								
BW [MHz]	RB Size	RB Offset	Mod	Lowest	Middle	Highest	ERP (dBm)	ERP (W)
1.4	1	0	QPSK	23.74	23.60	23.56	21.16	0.1306
1.4	1	0	16-QAM	23.04	22.89	22.79	20.46	0.1112
Limit	ERP < 7W			Result			Pass	

LTE Band 7 Maximum Average Power [dBm] (GT - LC = 0.36 dB)								
BW [MHz]	RB Size	RB Offset	Mod	Lowest	Middle	Highest	EIRP (dBm)	EIRP (W)
20	1	0	QPSK	22.16	22.15	22.28	22.64	0.1837
20	1	0	16-QAM	21.47	21.49	21.59	21.95	0.1567
Limit	EIRP < 2W			Result			Pass	

LTE Band 7 Maximum Average Power [dBm] (GT - LC = 0.36 dB)								
BW [MHz]	RB Size	RB Offset	Mod	Lowest	Middle	Highest	EIRP (dBm)	EIRP (W)
15	1	0	QPSK	22.09	22.15	22.09	22.51	0.1782
15	1	0	16-QAM	21.41	21.39	21.39	21.77	0.1503
Limit	EIRP < 2W			Result			Pass	

LTE Band 7 Maximum Average Power [dBm] (GT - LC = 0.36 dB)								
BW [MHz]	RB Size	RB Offset	Mod	Lowest	Middle	Highest	EIRP (dBm)	EIRP (W)
10	1	0	QPSK	22.10	22.07	22.22	22.58	0.1811
10	1	0	16-QAM	21.44	21.45	21.44	21.81	0.1517
Limit	EIRP < 2W			Result			Pass	

LTE Band 7 Maximum Average Power [dBm] (GT - LC = 0.36 dB)								
BW [MHz]	RB Size	RB Offset	Mod	Lowest	Middle	Highest	EIRP (dBm)	EIRP (W)
5	1	0	QPSK	22.04	22.02	22.25	22.61	0.1824
5	1	0	16-QAM	21.28	21.30	21.50	21.86	0.1535
Limit	EIRP < 2W			Result			Pass	

LTE Band 12 Maximum Average Power [dBm] (GT - LC = -1.66 dB)								
BW [MHz]	RB Size	RB Offset	Mod	Lowest	Middle	Highest	ERP (dBm)	ERP (W)
10	1	0	QPSK	23.76	23.73	23.71	19.95	0.0989
10	1	0	16-QAM	23.04	22.97	23.06	19.25	0.0841
Limit	ERP < 3W			Result			Pass	

LTE Band 12 Maximum Average Power [dBm] (GT - LC = -1.66 dB)								
BW [MHz]	RB Size	RB Offset	Mod	Lowest	Middle	Highest	ERP (dBm)	ERP (W)
5	1	0	QPSK	23.73	23.67	23.64	19.92	0.0982
5	1	0	16-QAM	22.99	22.91	22.94	19.18	0.0828
Limit	ERP < 3W			Result			Pass	

LTE Band 12 Maximum Average Power [dBm] (GT - LC = -1.66 dB)								
BW [MHz]	RB Size	RB Offset	Mod	Lowest	Middle	Highest	ERP (dBm)	ERP (W)
3	1	0	QPSK	23.60	23.58	23.54	19.79	0.0953
3	1	0	16-QAM	22.87	22.93	23.06	19.25	0.0841
Limit	ERP < 3W			Result			Pass	

LTE Band 12 Maximum Average Power [dBm] (GT - LC = -1.66 dB)								
BW [MHz]	RB Size	RB Offset	Mod	Lowest	Middle	Highest	ERP (dBm)	ERP (W)
1.4	1	0	QPSK	23.74	23.72	23.67	19.93	0.0984
1.4	1	0	16-QAM	22.91	22.99	22.85	19.18	0.0828
Limit	ERP < 3W			Result			Pass	

LTE Band 13 Maximum Average Power [dBm] (GT - LC = -1.44 dB)								
BW [MHz]	RB Size	RB Offset	Mod	Lowest	Middle	Highest	ERP (dBm)	ERP (W)
10	1	0	QPSK	-	23.80	-	20.21	0.1050
10	1	0	16-QAM		22.99		19.40	0.0871
Limit	ERP < 3W			Result			Pass	

LTE Band 13 Maximum Average Power [dBm] (GT - LC = -1.44 dB)								
BW [MHz]	RB Size	RB Offset	Mod	Lowest	Middle	Highest	ERP (dBm)	ERP (W)
5	1	0	QPSK	23.77	23.79	23.80	20.21	0.1050
5	1	0	16-QAM	22.99	23.06	22.99	19.47	0.0885
Limit	ERP < 3W			Result			Pass	

LTE Band 17 Maximum Average Power [dBm] (GT - LC = -1.59 dB)								
BW [MHz]	RB Size	RB Offset	Mod	Lowest	Middle	Highest	ERP (dBm)	ERP (W)
10	1	0	QPSK	23.70	23.74	23.75	20.01	0.1002
10	1	0	16-QAM	23.03	23.08	23.08	19.34	0.0859
Limit	ERP < 3W			Result			Pass	

LTE Band 17 Maximum Average Power [dBm] (GT - LC = -1.59 dB)								
BW [MHz]	RB Size	RB Offset	Mod	Lowest	Middle	Highest	ERP (dBm)	ERP (W)
5	1	0	QPSK	23.52	23.56	23.69	19.95	0.0989
5	1	0	16-QAM	23.01	22.96	23.07	19.33	0.0857
Limit	ERP < 3W			Result			Pass	

LTE Band 26 Maximum Average Power [dBm] (GT - LC = -0.43 dB)								
BW [MHz]	RB Size	RB Offset	Mod	Lowest	Middle	Highest	ERP (dBm)	ERP (W)
15	1	0	QPSK	23.81	23.73	23.66	21.23	0.1327
15	1	0	16-QAM	23.07	23.06	22.98	20.49	0.1119
Limit	ERP < 7W			Result			Pass	

LTE Band 26 Maximum Average Power [dBm] (GT - LC = -0.43 dB)								
BW [MHz]	RB Size	RB Offset	Mod	Lowest	Middle	Highest	ERP (dBm)	ERP (W)
10	1	0	QPSK	23.81	23.66	23.63	21.23	0.1327
10	1	0	16-QAM	23.04	22.98	22.91	20.46	0.1112
Limit	ERP < 7W			Result			Pass	

LTE Band 26 Maximum Average Power [dBm] (GT - LC = -0.43 dB)								
BW [MHz]	RB Size	RB Offset	Mod	Lowest	Middle	Highest	ERP (dBm)	ERP (W)
5	1	0	QPSK	23.70	23.60	23.55	21.12	0.1294
5	1	0	16-QAM	22.89	22.94	22.87	20.36	0.1086
Limit	ERP < 7W			Result			Pass	

LTE Band 26 Maximum Average Power [dBm] (GT - LC = -0.43 dB)								
BW [MHz]	RB Size	RB Offset	Mod	Lowest	Middle	Highest	ERP (dBm)	ERP (W)
3	1	0	QPSK	23.78	23.54	23.62	21.20	0.1318
3	1	0	16-QAM	22.94	23.04	22.85	20.46	0.1112
Limit	ERP < 7W			Result			Pass	

LTE Band 26 Maximum Average Power [dBm] (GT - LC = -0.43 dB)								
BW [MHz]	RB Size	RB Offset	Mod	Lowest	Middle	Highest	ERP (dBm)	ERP (W)
1.4	1	0	QPSK	23.78	23.69	23.54	21.20	0.1318
1.4	1	0	16-QAM	23.03	22.97	22.77	20.45	0.1109
Limit	ERP < 7W			Result			Pass	

LTE Band 38 Maximum Average Power [dBm] (GT - LC = 0.76 dB)								
BW [MHz]	RB Size	RB Offset	Mod	Lowest	Middle	Highest	EIRP (dBm)	EIRP (W)
20	1	0	QPSK	22.50	22.43	22.45	23.26	0.2118
20	1	0	16-QAM	21.55	21.50	21.52	22.31	0.1702
Limit	EIRP < 2W			Result			Pass	

LTE Band 38 Maximum Average Power [dBm] (GT - LC = 0.76 dB)								
BW [MHz]	RB Size	RB Offset	Mod	Lowest	Middle	Highest	EIRP (dBm)	EIRP (W)
15	1	0	QPSK	22.36	22.25	22.26	23.12	0.2051
15	1	0	16-QAM	21.40	21.49	21.32	22.25	0.1679
Limit	EIRP < 2W			Result			Pass	

LTE Band 38 Maximum Average Power [dBm] (GT - LC = 0.76 dB)								
BW [MHz]	RB Size	RB Offset	Mod	Lowest	Middle	Highest	EIRP (dBm)	EIRP (W)
10	1	0	QPSK	22.49	22.41	22.27	23.25	0.2113
10	1	0	16-QAM	21.38	21.42	21.42	22.18	0.1652
Limit	EIRP < 2W			Result			Pass	

LTE Band 38 Maximum Average Power [dBm] (GT - LC = 0.76 dB)								
BW [MHz]	RB Size	RB Offset	Mod	Lowest	Middle	Highest	EIRP (dBm)	EIRP (W)
5	1	0	QPSK	22.36	22.32	22.39	23.15	0.2065
5	1	0	16-QAM	21.35	21.50	21.36	22.26	0.1683
Limit	EIRP < 2W			Result			Pass	

LTE Band 66 Maximum Average Power [dBm] (GT - LC = 0.8 dB)								
BW [MHz]	RB Size	RB Offset	Mod	Lowest	Middle	Highest	EIRP (dBm)	EIRP (W)
20	1	0	QPSK	22.74	22.70	22.60	23.54	0.2259
20	1	0	16-QAM	21.89	21.91	21.83	22.71	0.1866
Limit	EIRP < 1W			Result			Pass	

LTE Band 66 Maximum Average Power [dBm] (GT - LC = 0.8 dB)								
BW [MHz]	RB Size	RB Offset	Mod	Lowest	Middle	Highest	EIRP (dBm)	EIRP (W)
15	1	0	QPSK	22.66	22.59	22.46	23.46	0.2218
15	1	0	16-QAM	21.81	21.90	21.71	22.70	0.1862
Limit	EIRP < 1W			Result			Pass	

LTE Band 66 Maximum Average Power [dBm] (GT - LC = 0.8 dB)								
BW [MHz]	RB Size	RB Offset	Mod	Lowest	Middle	Highest	EIRP (dBm)	EIRP (W)
10	1	0	QPSK	22.68	22.52	22.57	23.48	0.2228
10	1	0	16-QAM	21.71	21.85	21.63	22.65	0.1841
Limit	EIRP < 1W			Result			Pass	

LTE Band 66 Maximum Average Power [dBm] (GT - LC = 0.8 dB)								
BW [MHz]	RB Size	RB Offset	Mod	Lowest	Middle	Highest	EIRP (dBm)	EIRP (W)
5	1	0	QPSK	22.62	22.63	22.49	23.43	0.2203
5	1	0	16-QAM	21.78	21.76	21.72	22.58	0.1811
Limit	EIRP < 1W			Result			Pass	

LTE Band 66 Maximum Average Power [dBm] (GT - LC = 0.8 dB)								
BW [MHz]	RB Size	RB Offset	Mod	Lowest	Middle	Highest	EIRP (dBm)	EIRP (W)
3	1	0	QPSK	22.54	22.50	22.55	23.35	0.2163
3	1	0	16-QAM	21.71	21.74	21.75	22.55	0.1799
Limit	EIRP < 1W			Result			Pass	

LTE Band 66 Maximum Average Power [dBm] (GT - LC = 0.8 dB)								
BW [MHz]	RB Size	RB Offset	Mod	Lowest	Middle	Highest	EIRP (dBm)	EIRP (W)
1.4	1	0	QPSK	22.57	22.57	22.47	23.37	0.2173
1.4	1	0	16-QAM	21.86	21.83	21.77	22.66	0.1845
Limit	EIRP < 1W			Result			Pass	

LTE Band 71 Maximum Average Power [dBm] (GT - LC = -1.91 dB)								
BW [MHz]	RB Size	RB Offset	Mod	Lowest	Middle	Highest	ERP (dBm)	ERP (W)
20	1	0	QPSK	23.73	23.74	23.77	19.71	0.0935
20	1	0	16-QAM	22.96	23.05	23.03	18.99	0.0793
Limit	ERP < 3W			Result			Pass	

LTE Band 71 Maximum Average Power [dBm] (GT - LC = -1.91 dB)								
BW [MHz]	RB Size	RB Offset	Mod	Lowest	Middle	Highest	ERP (dBm)	ERP (W)
15	1	0	QPSK	23.53	23.57	23.59	19.53	0.0897
15	1	0	16-QAM	22.82	23.05	22.90	18.99	0.0793
Limit	ERP < 3W			Result			Pass	

LTE Band 71 Maximum Average Power [dBm] (GT - LC = -1.91 dB)								
BW [MHz]	RB Size	RB Offset	Mod	Lowest	Middle	Highest	ERP (dBm)	ERP (W)
10	1	0	QPSK	23.63	23.67	23.67	19.61	0.0914
10	1	0	16-QAM	22.81	23.02	22.92	18.96	0.0787
Limit	ERP < 3W			Result			Pass	

LTE Band 71 Maximum Average Power [dBm] (GT - LC = -1.91 dB)								
BW [MHz]	RB Size	RB Offset	Mod	Lowest	Middle	Highest	ERP (dBm)	ERP (W)
5	1	0	QPSK	23.62	23.69	23.65	19.63	0.0918
5	1	0	16-QAM	22.92	22.95	22.99	18.93	0.0782
Limit	ERP < 3W			Result			Pass	

LTE Band 41(HPUE) Maximum Average Power [dBm] (GT - LC = 1.62 dB)								
BW [MHz]	RB Size	RB Offset	Mod	Lowest	Middle	Highest	EIRP (dBm)	EIRP (W)
20	1	0	QPSK	24.09	23.80	24.07	25.71	0.3724
20	1	0	16-QAM	23.35	22.87	23.28	24.97	0.3141
Limit	EIRP < 2W			Result			Pass	

LTE Band 41(HPUE) Maximum Average Power [dBm] (GT - LC = 1.62 dB)								
BW [MHz]	RB Size	RB Offset	Mod	Lowest	Middle	Highest	EIRP (dBm)	EIRP (W)
15	1	0	QPSK	23.90	23.80	24.00	25.62	0.3648
15	1	0	16-QAM	23.38	22.83	23.11	25.00	0.3162
Limit	EIRP < 2W			Result			Pass	

LTE Band 41(HPUE) Maximum Average Power [dBm] (GT - LC = 1.62 dB)								
BW [MHz]	RB Size	RB Offset	Mod	Lowest	Middle	Highest	EIRP (dBm)	EIRP (W)
10	1	0	QPSK	24.07	23.72	24.09	25.71	0.3724
10	1	0	16-QAM	23.25	22.76	23.24	24.87	0.3069
Limit	EIRP < 2W			Result			Pass	

LTE Band 41(HPUE) Maximum Average Power [dBm] (GT - LC = 1.62 dB)								
BW [MHz]	RB Size	RB Offset	Mod	Lowest	Middle	Highest	EIRP (dBm)	EIRP (W)
5	1	0	QPSK	23.94	23.76	24.16	25.78	0.3784
5	1	0	16-QAM	23.40	22.85	23.31	25.02	0.3177
Limit	EIRP < 2W			Result			Pass	

LTE Band 5B_CA Maximum Average Power [dBm] (GT - LC = -0.43 dB)										
BW [MHz]	PCC		SCC		Mod	Lowest	Middle	Highest	ERP (dBm)	ERP (W)
	RB Size	RB Offset	RB Size	RB Offset						
10+10	1	49	1	0	QPSK	23.47	23.68	23.78	21.20	0.1318
10+10	1	49	1	0	16-QAM	22.97	23.28	23.35	20.77	0.1194
10+5	1	49	1	0	QPSK	23.59	23.79	23.79	21.21	0.1321
10+5	1	49	1	0	16-QAM	22.75	23.33	23.28	20.75	0.1189
5+10	1	24	1	0	QPSK	23.69	23.78	23.74	21.20	0.1318
5+10	1	24	1	0	16-QAM	23.23	23.34	23.15	20.76	0.1191
Limit	ERP < 7W					Result			Pass	

LTE Band 5B_CA Maximum Average Power [dBm] (GT - LC = -0.43 dB)										
BW [MHz]	PCC		SCC		Mod	Lowest	Middle	Highest	ERP (dBm)	ERP (W)
	RB Size	RB Offset	RB Size	RB Offset						
5+3	1	24	1	0	QPSK	23.82	23.91	23.99	21.41	0.1384
5+3	1	24	1	0	16-QAM	23.92	24.04	24.08	21.50	0.1413
3+5	1	14	1	0	QPSK	23.89	23.93	24.01	21.43	0.1390
3+5	1	14	1	0	16-QAM	24.01	24.05	24.09	21.51	0.1416
Limit	ERP < 7W					Result			Pass	

LTE Band 66B_CA Maximum Average Power [dBm] (GT - LC = 0.8 dB)										
BW [MHz]	PCC		SCC		Mod	Lowest	Middle	Highest	EIRP (dBm)	EIRP (W)
	RB Size	RB Offset	RB Size	RB Offset						
10+10	1	49	1	0	QPSK	22.95	22.98	22.79	23.78	0.2388
10+10	1	49	1	0	16-QAM	22.52	22.27	22.33	23.32	0.2148
15+5	1	74	1	0	QPSK	23.14	22.96	22.99	23.94	0.2477
15+5	1	74	1	0	16-QAM	22.59	22.09	22.17	23.39	0.2183
5+15	1	24	1	0	QPSK	22.95	22.71	22.97	23.77	0.2382
5+15	1	24	1	0	16-QAM	22.12	22.06	22.13	22.93	0.1963
Limit	EIRP < 1W					Result			Pass	

LTE Band 66B_CA Maximum Average Power [dBm] (GT - LC = 0.8 dB)										
BW [MHz]	PCC		SCC		Mod	Lowest	Middle	Highest	EIRP (dBm)	EIRP (W)
	RB Size	RB Offset	RB Size	RB Offset						
10+5	1	49	1	0	QPSK	22.77	22.78	22.69	23.58	0.2280
10+5	1	49	1	0	16-QAM	21.92	21.91	21.92	22.72	0.1871
5+10	1	24	1	0	QPSK	22.82	22.83	22.85	23.65	0.2317
5+10	1	24	1	0	16-QAM	21.92	21.96	21.98	22.78	0.1897
5+5	1	24	1	0	QPSK	22.85	22.81	22.78	23.65	0.2317
5+5	1	24	1	0	16-QAM	21.96	21.94	21.92	22.76	0.1888
Limit	EIRP < 1W					Result			Pass	

LTE Band 66C_CA Maximum Average Power [dBm] (GT - LC = 0.8 dB)										
BW [MHz]	PCC		SCC		Mod	Lowest	Middle	Highest	EIRP (dBm)	EIRP (W)
	RB Size	RB Offset	RB Size	RB Offset						
20+20	1	99	1	0	QPSK	22.87	22.91	22.98	23.78	0.2388
20+20	1	99	1	0	16-QAM	21.91	22.02	22.04	22.84	0.1923
20+15	1	74	1	0	QPSK	22.81	22.82	22.81	23.62	0.2301
20+15	1	74	1	0	16-QAM	21.95	21.97	21.97	22.77	0.1892
15+20	1	74	1	0	QPSK	22.81	22.85	22.83	23.65	0.2317
15+20	1	74	1	0	16-QAM	21.98	21.98	21.98	22.78	0.1897
Limit	EIRP < 1W					Result			Pass	

LTE Band 66C_CA Maximum Average Power [dBm] (GT - LC = 0.8 dB)										
BW [MHz]	PCC		SCC		Mod	Lowest	Middle	Highest	EIRP (dBm)	EIRP (W)
	RB Size	RB Offset	RB Size	RB Offset						
20+10	1	99	1	0	QPSK	22.77	22.79	22.88	23.68	0.2333
20+10	1	99	1	0	16-QAM	21.92	21.93	22.11	22.91	0.1954
10+20	1	49	1	0	QPSK	22.72	22.77	22.74	23.57	0.2275
10+20	1	49	1	0	16-QAM	22.16	22.07	21.94	22.96	0.1977
20+5	1	99	1	0	QPSK	22.75	22.74	22.72	23.55	0.2265
20+5	1	99	1	0	16-QAM	21.88	21.90	21.90	22.70	0.1862
Limit	EIRP < 1W					Result			Pass	

LTE Band 66C_CA Maximum Average Power [dBm] (GT - LC = 0.8 dB)										
BW [MHz]	PCC		SCC		Mod	Lowest	Middle	Highest	EIRP (dBm)	EIRP (W)
	RB Size	RB Offset	RB Size	RB Offset						
5+20	1	24	1	0	QPSK	22.73	22.70	22.71	23.53	0.2254
5+20	1	24	1	0	16-QAM	21.90	21.82	21.91	22.71	0.1866
Limit	EIRP < 1W					Result			Pass	

LTE Band 66C_CA Maximum Average Power [dBm] (GT - LC = 0.8 dB)										
BW [MHz]	PCC		SCC		Mod	Lowest	Middle	Highest	EIRP (dBm)	EIRP (W)
	RB Size	RB Offset	RB Size	RB Offset						
15+10	1	74	1	0	QPSK	22.86	22.87	22.88	23.68	0.2333
15+10	1	74	1	0	16-QAM	21.96	22.09	22.10	22.90	0.1950
10+15	1	49	1	0	QPSK	22.85	22.87	22.83	23.67	0.2328
10+15	1	49	1	0	16-QAM	22.01	21.95	22.02	22.82	0.1914
15+15	1	74	1	0	QPSK	22.98	22.98	23.01	23.81	0.2404
15+15	1	74	1	0	16-QAM	22.14	22.09	22.16	22.96	0.1977
Limit	EIRP < 1W					Result			Pass	

LTE Band 7C_CA Maximum Average Power [dBm] (GT - LC = 0.36 dB)										
BW [MHz]	PCC		SCC		Mod	Lowest	Middle	Highest	EIRP (dBm)	EIRP (W)
	RB Size	RB Offset	RB Size	RB Offset						
20+20	1	99	1	0	QPSK	21.52	22.61	22.68	23.04	0.2014
20+20	1	99	1	0	16-QAM	20.84	21.65	21.86	22.22	0.1667
20+15	1	99	1	0	QPSK	22.96	23.09	23.09	23.45	0.2213
20+15	1	99	1	0	16-QAM	22.09	22.19	22.22	22.58	0.1811
15+20	1	74	1	0	QPSK	22.95	23.02	23.13	23.49	0.2234
15+20	1	74	1	0	16-QAM	22.08	22.18	22.23	22.59	0.1816
Limit	EIRP < 2W					Result			Pass	

LTE Band 7C_CA Maximum Average Power [dBm] (GT - LC = 0.36 dB)										
BW [MHz]	PCC		SCC		Mod	Lowest	Middle	Highest	EIRP (dBm)	EIRP (W)
	RB Size	RB Offset	RB Size	RB Offset						
20+10	1	99	1	0	QPSK	22.23	22.30	22.38	22.74	0.1879
20+10	1	99	1	0	16-QAM	21.39	21.50	21.52	21.88	0.1542
10+20	1	74	1	0	QPSK	23.35	22.32	22.43	23.71	0.2350
10+20	1	74	1	0	16-QAM	21.44	21.46	21.59	21.95	0.1567
15+15	1	74	1	0	QPSK	22.53	22.62	22.62	22.98	0.1986
15+15	1	74	1	0	16-QAM	21.73	21.81	21.74	22.17	0.1648
Limit	EIRP < 2W					Result			Pass	

LTE Band 7C_CA Maximum Average Power [dBm] (GT - LC = 0.36 dB)										
BW [MHz]	PCC		SCC		Mod	Lowest	Middle	Highest	EIRP (dBm)	EIRP (W)
	RB Size	RB Offset	RB Size	RB Offset						
15+10	1	74	1	0	QPSK	22.33	22.44	22.50	22.86	0.1932
15+10	1	74	1	0	16-QAM	21.49	21.62	21.67	22.03	0.1596
Limit	EIRP < 2W					Result			Pass	

LTE Band 38C_CA Maximum Average Power [dBm] (GT - LC = 0.76 dB)										
BW [MHz]	PCC		SCC		Mod	Lowest	Middle	Highest	EIRP (dBm)	EIRP (W)
	RB Size	RB Offset	RB Size	RB Offset						
20+20	1	99	1	0	QPSK	22.91	22.91	22.91	23.67	0.2328
20+20	1	99	1	0	16-QAM	22.08	22.05	22.01	22.84	0.1923
15+15	1	74	1	0	QPSK	22.55	22.55	22.66	23.42	0.2198
15+15	1	74	1	0	16-QAM	21.71	21.69	21.80	22.56	0.1803
Limit	EIRP < 2W					Result			Pass	

LTE Band 41C(HPUE)_CA Maximum Average Power [dBm] (GT - LC = 1.62 dB)										
BW [MHz]	PCC		SCC		Mod	Lowest	Middle	Highest	EIRP (dBm)	EIRP (W)
	RB Size	RB Offset	RB Size	RB Offset						
20+20	1	99	1	0	QPSK	22.64	22.36	21.63	24.42	0.2767
20+20	1	99	1	0	16-QAM	22.88	22.65	22.03	24.50	0.2818
20+15	1	99	1	0	QPSK	22.86	22.57	21.93	24.48	0.2805
20+15	1	99	1	0	16-QAM	22.94	22.86	22.28	24.56	0.2858
15+20	1	74	1	0	QPSK	23.05	22.54	22.02	24.67	0.2931
15+20	1	74	1	0	16-QAM	23.19	22.81	22.38	24.81	0.3027
Limit	EIRP < 2W					Result			Pass	

LTE Band 41C(HPUE)_CA Maximum Average Power [dBm] (GT - LC = 1.62 dB)										
BW [MHz]	PCC		SCC		Mod	Lowest	Middle	Highest	EIRP (dBm)	EIRP (W)
	RB Size	RB Offset	RB Size	RB Offset						
20+10	1	99	1	0	QPSK	22.68	22.50	21.91	24.30	0.2692
20+10	1	99	1	0	16-QAM	22.87	22.80	22.27	24.49	0.2812
10+20	1	49	1	0	QPSK	22.81	22.19	21.84	24.43	0.2773
10+20	1	49	1	0	16-QAM	23.12	22.52	22.23	24.74	0.2979
20+5	1	99	1	0	QPSK	22.69	22.64	22.06	24.31	0.2698
20+5	1	99	1	0	16-QAM	22.84	22.94	22.47	24.56	0.2858
Limit	EIRP < 2W					Result			Pass	

LTE Band 41C(HPUE)_CA Maximum Average Power [dBm] (GT - LC = 1.62 dB)										
BW [MHz]	PCC		SCC		Mod	Lowest	Middle	Highest	EIRP (dBm)	EIRP (W)
	RB Size	RB Offset	RB Size	RB Offset						
5+20	1	24	1	0	QPSK	22.72	22.14	21.81	24.34	0.2716
5+20	1	24	1	0	16-QAM	23.12	22.41	22.19	24.74	0.2979
15+10	1	74	1	0	QPSK	22.95	22.58	22.09	24.57	0.2864
15+10	1	74	1	0	16-QAM	23.16	22.86	22.44	24.78	0.3006
10+15	1	49	1	0	QPSK	22.78	22.36	21.97	24.40	0.2754
10+15	1	49	1	0	16-QAM	23.12	22.66	22.34	24.74	0.2979
Limit	EIRP < 2W					Result			Pass	

LTE Band 41C(HPUE)_CA Maximum Average Power [dBm] (GT - LC = 1.62 dB)										
BW [MHz]	PCC		SCC		Mod	Lowest	Middle	Highest	EIRP (dBm)	EIRP (W)
	RB Size	RB Offset	RB Size	RB Offset						
15+15	1	74	1	0	QPSK	23.04	22.56	22.20	24.66	0.2924
15+15	1	74	1	0	16-QAM	23.19	22.84	22.53	24.81	0.3027
Limit	EIRP < 2W					Result			Pass	

<MIMO2 Antenna>

LTE Band 41(HPUE) Maximum Average Power [dBm] (GT - LC = 1.52 dB)								
BW [MHz]	RB Size	RB Offset	Mod	Lowest	Middle	Highest	EIRP (dBm)	EIRP (W)
20	1	0	QPSK	25.49	25.52	25.27	27.04	0.5058
20	1	0	16-QAM	24.74	24.80	24.47	26.32	0.4285
Limit	EIRP < 2W			Result			Pass	

LTE Band 41(HPUE) Maximum Average Power [dBm] (GT - LC = 1.52 dB)								
BW [MHz]	RB Size	RB Offset	Mod	Lowest	Middle	Highest	EIRP (dBm)	EIRP (W)
15	1	0	QPSK	25.37	25.48	25.17	27.00	0.5012
15	1	0	16-QAM	24.61	24.76	24.43	26.28	0.4246
Limit	EIRP < 2W			Result			Pass	

LTE Band 41(HPUE) Maximum Average Power [dBm] (GT - LC = 1.52 dB)								
BW [MHz]	RB Size	RB Offset	Mod	Lowest	Middle	Highest	EIRP (dBm)	EIRP (W)
10	1	0	QPSK	25.49	25.49	25.25	27.01	0.5023
10	1	0	16-QAM	24.61	24.80	24.34	26.32	0.4285
Limit	EIRP < 2W			Result			Pass	

LTE Band 41(HPUE) Maximum Average Power [dBm] (GT - LC = 1.52 dB)								
BW [MHz]	RB Size	RB Offset	Mod	Lowest	Middle	Highest	EIRP (dBm)	EIRP (W)
5	1	0	QPSK	25.49	25.41	25.12	27.01	0.5023
5	1	0	16-QAM	24.68	24.61	24.46	26.20	0.4169
Limit	EIRP < 2W			Result			Pass	

LTE Band 2 Maximum Average Power [dBm] (GT - LC = 0.6 dB)								
BW [MHz]	RB Size	RB Offset	Mod	Lowest	Middle	Highest	EIRP (dBm)	EIRP (W)
20	1	0	QPSK	22.34	22.30	22.22	22.94	0.1968
20	1	0	16-QAM	21.54	21.51	21.42	22.14	0.1637
Limit	EIRP < 2W			Result			Pass	

LTE Band 2 Maximum Average Power [dBm] (GT - LC = 0.6 dB)								
BW [MHz]	RB Size	RB Offset	Mod	Lowest	Middle	Highest	EIRP (dBm)	EIRP (W)
15	1	0	QPSK	22.30	22.30	22.12	22.90	0.1950
15	1	0	16-QAM	21.51	21.37	21.23	22.11	0.1626
Limit	EIRP < 2W			Result			Pass	

LTE Band 2 Maximum Average Power [dBm] (GT - LC = 0.6 dB)								
BW [MHz]	RB Size	RB Offset	Mod	Lowest	Middle	Highest	EIRP (dBm)	EIRP (W)
10	1	0	QPSK	22.26	22.29	22.14	22.89	0.1945
10	1	0	16-QAM	21.51	21.49	21.26	22.11	0.1626
Limit	EIRP < 2W			Result			Pass	

LTE Band 2 Maximum Average Power [dBm] (GT - LC = 0.6 dB)								
BW [MHz]	RB Size	RB Offset	Mod	Lowest	Middle	Highest	EIRP (dBm)	EIRP (W)
5	1	0	QPSK	22.21	22.15	22.13	22.81	0.1910
5	1	0	16-QAM	21.39	21.41	21.39	22.01	0.1589
Limit	EIRP < 2W			Result			Pass	

LTE Band 2 Maximum Average Power [dBm] (GT - LC = 0.6 dB)								
BW [MHz]	RB Size	RB Offset	Mod	Lowest	Middle	Highest	EIRP (dBm)	EIRP (W)
3	1	0	QPSK	22.18	22.25	22.08	22.85	0.1928
3	1	0	16-QAM	21.36	21.40	21.34	22.00	0.1585
Limit	EIRP < 2W			Result			Pass	

LTE Band 2 Maximum Average Power [dBm] (GT - LC = 0.6 dB)								
BW [MHz]	RB Size	RB Offset	Mod	Lowest	Middle	Highest	EIRP (dBm)	EIRP (W)
1.4	1	0	QPSK	22.10	22.03	22.15	22.75	0.1884
1.4	1	0	16-QAM	21.37	21.29	21.36	21.97	0.1574
Limit	EIRP < 2W			Result			Pass	

LTE Band 25 Maximum Average Power [dBm] (GT - LC = 0.6 dB)								
BW [MHz]	RB Size	RB Offset	Mod	Lowest	Middle	Highest	EIRP (dBm)	EIRP (W)
20	1	0	QPSK	22.32	22.34	22.34	22.94	0.1968
20	1	0	16-QAM	21.51	21.54	21.55	22.15	0.1641
Limit	EIRP < 2W			Result			Pass	

LTE Band 25 Maximum Average Power [dBm] (GT - LC = 0.6 dB)								
BW [MHz]	RB Size	RB Offset	Mod	Lowest	Middle	Highest	EIRP (dBm)	EIRP (W)
15	1	0	QPSK	22.26	22.25	22.23	22.86	0.1932
15	1	0	16-QAM	21.41	21.37	21.49	22.09	0.1618
Limit	EIRP < 2W			Result			Pass	

LTE Band 25 Maximum Average Power [dBm] (GT - LC = 0.6 dB)								
BW [MHz]	RB Size	RB Offset	Mod	Lowest	Middle	Highest	EIRP (dBm)	EIRP (W)
10	1	0	QPSK	22.12	22.23	22.17	22.83	0.1919
10	1	0	16-QAM	21.47	21.49	21.36	22.09	0.1618
Limit	EIRP < 2W			Result			Pass	

LTE Band 25 Maximum Average Power [dBm] (GT - LC = 0.6 dB)								
BW [MHz]	RB Size	RB Offset	Mod	Lowest	Middle	Highest	EIRP (dBm)	EIRP (W)
5	1	0	QPSK	22.21	22.21	22.31	22.91	0.1954
5	1	0	16-QAM	21.32	21.53	21.42	22.13	0.1633
Limit	EIRP < 2W			Result			Pass	

LTE Band 25 Maximum Average Power [dBm] (GT - LC = 0.6 dB)								
BW [MHz]	RB Size	RB Offset	Mod	Lowest	Middle	Highest	EIRP (dBm)	EIRP (W)
3	1	0	QPSK	22.13	22.15	22.34	22.94	0.1968
3	1	0	16-QAM	21.47	21.46	21.47	22.07	0.1611
Limit	EIRP < 2W			Result			Pass	

LTE Band 25 Maximum Average Power [dBm] (GT - LC = 0.6 dB)								
BW [MHz]	RB Size	RB Offset	Mod	Lowest	Middle	Highest	EIRP (dBm)	EIRP (W)
1.4	1	0	QPSK	22.05	22.07	22.21	22.81	0.1910
1.4	1	0	16-QAM	21.34	21.32	21.46	22.06	0.1607
Limit	EIRP < 2W			Result			Pass	

LTE Band 4 Maximum Average Power [dBm] (GT - LC = 1 dB)								
BW [MHz]	RB Size	RB Offset	Mod	Lowest	Middle	Highest	EIRP (dBm)	EIRP (W)
20	1	0	QPSK	22.32	22.41	22.40	23.41	0.2193
20	1	0	16-QAM	21.52	21.63	21.67	22.67	0.1849
Limit	EIRP < 1W			Result			Pass	

LTE Band 4 Maximum Average Power [dBm] (GT - LC = 1 dB)								
BW [MHz]	RB Size	RB Offset	Mod	Lowest	Middle	Highest	EIRP (dBm)	EIRP (W)
15	1	0	QPSK	22.19	22.39	22.39	23.39	0.2183
15	1	0	16-QAM	21.52	21.59	21.55	22.59	0.1816
Limit	EIRP < 1W			Result			Pass	

LTE Band 4 Maximum Average Power [dBm] (GT - LC = 1 dB)								
BW [MHz]	RB Size	RB Offset	Mod	Lowest	Middle	Highest	EIRP (dBm)	EIRP (W)
10	1	0	QPSK	22.30	22.37	22.23	23.37	0.2173
10	1	0	16-QAM	21.43	21.45	21.56	22.56	0.1803
Limit	EIRP < 1W			Result			Pass	

LTE Band 4 Maximum Average Power [dBm] (GT - LC = 1 dB)								
BW [MHz]	RB Size	RB Offset	Mod	Lowest	Middle	Highest	EIRP (dBm)	EIRP (W)
5	1	0	QPSK	22.24	22.41	22.40	23.41	0.2193
5	1	0	16-QAM	21.40	21.55	21.60	22.60	0.1820
Limit	EIRP < 1W			Result			Pass	

LTE Band 4 Maximum Average Power [dBm] (GT - LC = 1 dB)								
BW [MHz]	RB Size	RB Offset	Mod	Lowest	Middle	Highest	EIRP (dBm)	EIRP (W)
3	1	0	QPSK	22.16	22.26	22.21	23.26	0.2118
3	1	0	16-QAM	21.49	21.53	21.65	22.65	0.1841
Limit	EIRP < 1W			Result			Pass	

LTE Band 4 Maximum Average Power [dBm] (GT - LC = 1 dB)								
BW [MHz]	RB Size	RB Offset	Mod	Lowest	Middle	Highest	EIRP (dBm)	EIRP (W)
1.4	1	0	QPSK	22.24	22.32	22.31	23.32	0.2148
1.4	1	0	16-QAM	21.51	21.60	21.52	22.60	0.1820
Limit	EIRP < 1W			Result			Pass	

LTE Band 7 Maximum Average Power [dBm] (GT - LC = 1.51 dB)								
BW [MHz]	RB Size	RB Offset	Mod	Lowest	Middle	Highest	EIRP (dBm)	EIRP (W)
20	1	0	QPSK	22.23	22.21	22.27	23.78	0.2388
20	1	0	16-QAM	21.49	21.52	21.63	23.14	0.2061
Limit	EIRP < 2W			Result			Pass	

LTE Band 7 Maximum Average Power [dBm] (GT - LC = 1.51 dB)								
BW [MHz]	RB Size	RB Offset	Mod	Lowest	Middle	Highest	EIRP (dBm)	EIRP (W)
15	1	0	QPSK	22.08	22.19	22.08	23.70	0.2344
15	1	0	16-QAM	21.35	21.47	21.58	23.09	0.2037
Limit	EIRP < 2W			Result			Pass	

LTE Band 7 Maximum Average Power [dBm] (GT - LC = 1.51 dB)								
BW [MHz]	RB Size	RB Offset	Mod	Lowest	Middle	Highest	EIRP (dBm)	EIRP (W)
10	1	0	QPSK	22.12	22.17	22.26	23.77	0.2382
10	1	0	16-QAM	21.41	21.45	21.44	22.96	0.1977
Limit	EIRP < 2W			Result			Pass	

LTE Band 7 Maximum Average Power [dBm] (GT - LC = 1.51 dB)								
BW [MHz]	RB Size	RB Offset	Mod	Lowest	Middle	Highest	EIRP (dBm)	EIRP (W)
5	1	0	QPSK	22.03	22.03	22.26	23.77	0.2382
5	1	0	16-QAM	21.34	21.39	21.44	22.95	0.1972
Limit	EIRP < 2W			Result			Pass	

LTE Band 38 Maximum Average Power [dBm] (GT - LC = 0.96 dB)								
BW [MHz]	RB Size	RB Offset	Mod	Lowest	Middle	Highest	EIRP (dBm)	EIRP (W)
20	1	0	QPSK	22.47	22.34	22.33	23.43	0.2203
20	1	0	16-QAM	21.54	21.42	21.43	22.50	0.1778
Limit	EIRP < 2W			Result			Pass	

LTE Band 38 Maximum Average Power [dBm] (GT - LC = 0.96 dB)								
BW [MHz]	RB Size	RB Offset	Mod	Lowest	Middle	Highest	EIRP (dBm)	EIRP (W)
15	1	0	QPSK	22.41	22.20	22.14	23.37	0.2173
15	1	0	16-QAM	21.48	21.38	21.30	22.44	0.1754
Limit	EIRP < 2W			Result			Pass	

LTE Band 38 Maximum Average Power [dBm] (GT - LC = 0.96 dB)								
BW [MHz]	RB Size	RB Offset	Mod	Lowest	Middle	Highest	EIRP (dBm)	EIRP (W)
10	1	0	QPSK	22.42	22.15	22.23	23.38	0.2178
10	1	0	16-QAM	21.46	21.23	21.33	22.42	0.1746
Limit	EIRP < 2W			Result			Pass	

LTE Band 38 Maximum Average Power [dBm] (GT - LC = 0.96 dB)								
BW [MHz]	RB Size	RB Offset	Mod	Lowest	Middle	Highest	EIRP (dBm)	EIRP (W)
5	1	0	QPSK	22.47	22.20	22.28	23.43	0.2203
5	1	0	16-QAM	21.37	21.25	21.27	22.33	0.1710
Limit	EIRP < 2W			Result			Pass	

LTE Band 66 Maximum Average Power [dBm] (GT - LC = 1 dB)								
BW [MHz]	RB Size	RB Offset	Mod	Lowest	Middle	Highest	EIRP (dBm)	EIRP (W)
20	1	0	QPSK	22.26	22.37	22.32	23.37	0.2173
20	1	0	16-QAM	21.46	21.59	21.56	22.59	0.1816
Limit	EIRP < 1W			Result			Pass	

LTE Band 66 Maximum Average Power [dBm] (GT - LC = 1 dB)								
BW [MHz]	RB Size	RB Offset	Mod	Lowest	Middle	Highest	EIRP (dBm)	EIRP (W)
15	1	0	QPSK	22.26	22.37	22.28	23.37	0.2173
15	1	0	16-QAM	21.41	21.49	21.43	22.49	0.1774
Limit	EIRP < 1W			Result			Pass	

LTE Band 66 Maximum Average Power [dBm] (GT - LC = 1 dB)								
BW [MHz]	RB Size	RB Offset	Mod	Lowest	Middle	Highest	EIRP (dBm)	EIRP (W)
10	1	0	QPSK	22.14	22.22	22.14	23.22	0.2099
10	1	0	16-QAM	21.37	21.59	21.46	22.59	0.1816
Limit	EIRP < 1W			Result			Pass	

LTE Band 66 Maximum Average Power [dBm] (GT - LC = 1 dB)								
BW [MHz]	RB Size	RB Offset	Mod	Lowest	Middle	Highest	EIRP (dBm)	EIRP (W)
5	1	0	QPSK	22.16	22.33	22.29	23.33	0.2153
5	1	0	16-QAM	21.32	21.47	21.52	22.52	0.1786
Limit	EIRP < 1W			Result			Pass	

LTE Band 66 Maximum Average Power [dBm] (GT - LC = 1 dB)								
BW [MHz]	RB Size	RB Offset	Mod	Lowest	Middle	Highest	EIRP (dBm)	EIRP (W)
3	1	0	QPSK	22.07	22.20	22.30	23.30	0.2138
3	1	0	16-QAM	21.35	21.40	21.50	22.50	0.1778
Limit	EIRP < 1W			Result			Pass	

LTE Band 66 Maximum Average Power [dBm] (GT - LC = 1 dB)								
BW [MHz]	RB Size	RB Offset	Mod	Lowest	Middle	Highest	EIRP (dBm)	EIRP (W)
1.4	1	0	QPSK	22.18	22.29	22.21	23.29	0.2133
1.4	1	0	16-QAM	21.44	21.56	21.51	22.56	0.1803
Limit	EIRP < 1W			Result			Pass	

LTE Band 41C_CA Maximum Average Power [dBm] (GT - LC = 1.52 dB)										
BW [MHz]	PCC		SCC		Mod	Lowest	Middle	Highest	EIRP (dBm)	EIRP (W)
	RB Size	RB Offset	RB Size	RB Offset						
20+20	1	99	1	0	QPSK	22.48	22.30	22.39	24.00	0.2512
20+20	1	99	1	0	16-QAM	21.55	21.37	21.49	23.07	0.2028
20+15	1	99	1	0	QPSK	22.54	22.65	22.61	24.17	0.2612
20+15	1	99	1	0	16-QAM	21.74	21.71	21.68	23.26	0.2118
15+20	1	74	1	0	QPSK	22.72	22.18	22.31	24.24	0.2655
15+20	1	74	1	0	16-QAM	21.75	21.21	21.37	23.27	0.2123
Limit	EIRP < 2W					Result			Pass	

LTE Band 41C_CA Maximum Average Power [dBm] (GT - LC = 1.52 dB)										
BW [MHz]	PCC		SCC		Mod	Lowest	Middle	Highest	EIRP (dBm)	EIRP (W)
	RB Size	RB Offset	RB Size	RB Offset						
20+10	1	99	1	0	QPSK	22.27	21.89	22.03	23.79	0.2393
20+10	1	99	1	0	16-QAM	21.33	20.98	21.09	22.85	0.1928
10+20	1	49	1	0	QPSK	22.21	22.00	22.15	23.73	0.2360
10+20	1	49	1	0	16-QAM	21.31	21.10	21.21	22.83	0.1919
20+5	1	99	1	0	QPSK	22.14	22.05	21.97	23.66	0.2323
20+5	1	99	1	0	16-QAM	21.23	21.15	21.08	22.75	0.1884
Limit	EIRP < 2W					Result			Pass	

LTE Band 41C_CA Maximum Average Power [dBm] (GT - LC = 1.52 dB)										
BW [MHz]	PCC		SCC		Mod	Lowest	Middle	Highest	EIRP (dBm)	EIRP (W)
	RB Size	RB Offset	RB Size	RB Offset						
5+20	1	24	1	0	QPSK	22.24	22.16	22.25	23.77	0.2382
5+20	1	24	1	0	16-QAM	21.31	21.23	21.32	22.84	0.1923
15+10	1	74	1	0	QPSK	22.45	22.13	22.29	23.97	0.2495
15+10	1	74	1	0	16-QAM	21.55	21.27	21.33	23.07	0.2028
10+15	1	49	1	0	QPSK	22.52	22.25	22.35	24.04	0.2535
10+15	1	49	1	0	16-QAM	21.63	21.34	21.46	23.15	0.2065
Limit	EIRP < 2W					Result			Pass	

LTE Band 41C_CA Maximum Average Power [dBm] (GT - LC = 1.52 dB)										
BW [MHz]	PCC		SCC		Mod	Lowest	Middle	Highest	EIRP (dBm)	EIRP (W)
	RB Size	RB Offset	RB Size	RB Offset						
15+15	1	74	1	0	QPSK	22.61	22.37	22.50	24.13	0.2588
15+15	1	74	1	0	16-QAM	21.70	21.42	21.61	23.22	0.2099
Limit	EIRP < 2W					Result			Pass	

LTE Band 41C(HPUE)_CA Maximum Average Power [dBm] (GT - LC = 1.52 dB)										
BW [MHz]	PCC		SCC		Mod	Lowest	Middle	Highest	EIRP (dBm)	EIRP (W)
	RB Size	RB Offset	RB Size	RB Offset						
20+20	1	99	1	0	QPSK	25.36	25.08	25.37	26.89	0.4887
20+20	1	99	1	0	16-QAM	23.99	23.72	24.01	25.53	0.3573
20+15	1	99	1	0	QPSK	25.42	25.13	25.25	26.94	0.4943
20+15	1	99	1	0	16-QAM	24.06	23.79	23.92	25.58	0.3614
15+20	1	74	1	0	QPSK	25.38	25.14	24.84	26.90	0.4898
15+20	1	74	1	0	16-QAM	24.01	23.81	23.91	25.53	0.3573
Limit	EIRP < 2W					Result			Pass	

LTE Band 41C(HPUE)_CA Maximum Average Power [dBm] (GT - LC = 1.52 dB)										
BW [MHz]	PCC		SCC		Mod	Lowest	Middle	Highest	EIRP (dBm)	EIRP (W)
	RB Size	RB Offset	RB Size	RB Offset						
20+10	1	99	1	0	QPSK	25.17	24.80	24.27	26.69	0.4667
20+10	1	99	1	0	16-QAM	23.89	23.51	23.57	25.41	0.3475
10+20	1	49	1	0	QPSK	25.18	25.04	24.98	26.70	0.4677
10+20	1	49	1	0	16-QAM	23.82	23.69	23.79	25.34	0.3420
20+5	1	99	1	0	QPSK	24.61	24.31	24.15	26.13	0.4102
20+5	1	99	1	0	16-QAM	23.19	22.95	22.91	24.71	0.2958
Limit	EIRP < 2W					Result			Pass	

LTE Band 41C(HPUE)_CA Maximum Average Power [dBm] (GT - LC = 1.52 dB)										
BW [MHz]	PCC		SCC		Mod	Lowest	Middle	Highest	EIRP (dBm)	EIRP (W)
	RB Size	RB Offset	RB Size	RB Offset						
5+20	1	24	1	0	QPSK	24.76	24.65	24.71	26.28	0.4246
5+20	1	24	1	0	16-QAM	23.35	23.31	23.34	24.87	0.3069
15+10	1	74	1	0	QPSK	24.88	24.51	24.48	26.40	0.4365
15+10	1	74	1	0	16-QAM	23.53	23.16	23.33	25.05	0.3199
10+15	1	49	1	0	QPSK	24.78	24.55	24.42	26.30	0.4266
10+15	1	49	1	0	16-QAM	23.46	23.23	23.29	24.98	0.3148
Limit	EIRP < 2W					Result			Pass	

LTE Band 41C(HPUE)_CA Maximum Average Power [dBm] (GT - LC = 1.52 dB)										
BW [MHz]	PCC		SCC		Mod	Lowest	Middle	Highest	EIRP (dBm)	EIRP (W)
	RB Size	RB Offset	RB Size	RB Offset						
15+15	1	74	1	0	QPSK	24.95	24.66	24.47	26.47	0.4436
15+15	1	74	1	0	16-QAM	23.59	23.35	23.48	25.11	0.3243
Limit	EIRP < 2W					Result			Pass	

LTE Band 66B_CA Maximum Average Power [dBm] (GT - LC = 1 dB)										
BW [MHz]	PCC		SCC		Mod	Lowest	Middle	Highest	EIRP (dBm)	EIRP (W)
	RB Size	RB Offset	RB Size	RB Offset						
10+10	1	49	1	0	QPSK	22.42	22.59	22.68	23.68	0.2333
10+10	1	49	1	0	16-QAM	21.45	21.79	21.62	22.79	0.1901
15+5	1	74	1	0	QPSK	22.78	22.81	22.88	23.88	0.2443
15+5	1	74	1	0	16-QAM	21.92	21.95	22.05	23.05	0.2018
5+15	1	24	1	0	QPSK	22.61	22.83	22.89	23.89	0.2449
5+15	1	24	1	0	16-QAM	21.78	21.98	22.04	23.04	0.2014
Limit	EIRP < 1W					Result			Pass	

LTE Band 66B_CA Maximum Average Power [dBm] (GT - LC = 1 dB)										
BW [MHz]	PCC		SCC		Mod	Lowest	Middle	Highest	EIRP (dBm)	EIRP (W)
	RB Size	RB Offset	RB Size	RB Offset						
10+5	1	49	1	0	QPSK	22.54	22.68	22.72	23.72	0.2355
10+5	1	49	1	0	16-QAM	21.72	21.75	21.88	22.88	0.1941
5+10	1	24	1	0	QPSK	22.64	22.71	22.74	23.74	0.2366
5+10	1	24	1	0	16-QAM	21.71	21.75	21.93	22.93	0.1963
5+5	1	24	1	0	QPSK	22.68	22.78	22.75	23.78	0.2388
5+5	1	24	1	0	16-QAM	21.86	21.87	21.91	22.91	0.1954
Limit	EIRP < 1W					Result			Pass	

LTE Band 66C_CA Maximum Average Power [dBm] (GT - LC = 1 dB)										
BW [MHz]	PCC		SCC		Mod	Lowest	Middle	Highest	EIRP (dBm)	EIRP (W)
	RB Size	RB Offset	RB Size	RB Offset						
20+20	1	99	1	0	QPSK	22.57	22.65	22.63	23.65	0.2317
20+20	1	99	1	0	16-QAM	21.72	21.78	21.78	22.78	0.1897
20+15	1	74	1	0	QPSK	22.63	22.79	22.84	23.84	0.2421
20+15	1	74	1	0	16-QAM	22.03	21.91	21.98	23.03	0.2009
15+20	1	74	1	0	QPSK	22.50	22.63	22.67	23.67	0.2328
15+20	1	74	1	0	16-QAM	21.58	21.80	21.79	22.80	0.1905
Limit	EIRP < 1W					Result			Pass	

LTE Band 66C_CA Maximum Average Power [dBm] (GT - LC = 1 dB)										
BW [MHz]	PCC		SCC		Mod	Lowest	Middle	Highest	EIRP (dBm)	EIRP (W)
	RB Size	RB Offset	RB Size	RB Offset						
20+10	1	99	1	0	QPSK	22.54	22.58	22.75	23.75	0.2371
20+10	1	99	1	0	16-QAM	21.74	21.77	21.91	22.91	0.1954
10+20	1	49	1	0	QPSK	22.64	22.73	22.69	23.73	0.2360
10+20	1	49	1	0	16-QAM	21.81	21.84	21.89	22.89	0.1945
20+5	1	99	1	0	QPSK	22.71	22.71	22.67	23.71	0.2350
20+5	1	99	1	0	16-QAM	21.87	21.88	21.87	22.88	0.1941
Limit	EIRP < 1W					Result			Pass	

LTE Band 66C_CA Maximum Average Power [dBm] (GT - LC = 1 dB)										
BW [MHz]	PCC		SCC		Mod	Lowest	Middle	Highest	EIRP (dBm)	EIRP (W)
	RB Size	RB Offset	RB Size	RB Offset						
5+20	1	24	1	0	QPSK	22.64	22.61	22.70	23.70	0.2344
5+20	1	24	1	0	16-QAM	21.79	21.83	21.80	22.83	0.1919
Limit	EIRP < 1W					Result			Pass	

LTE Band 66C_CA Maximum Average Power [dBm] (GT - LC = 1 dB)										
BW [MHz]	PCC		SCC		Mod	Lowest	Middle	Highest	EIRP (dBm)	EIRP (W)
	RB Size	RB Offset	RB Size	RB Offset						
15+10	1	74	1	0	QPSK	22.43	22.81	22.88	23.88	0.2443
15+10	1	74	1	0	16-QAM	21.55	21.97	22.06	23.06	0.2023
10+15	1	49	1	0	QPSK	22.78	22.85	22.83	23.85	0.2427
10+15	1	49	1	0	16-QAM	21.96	22.03	21.91	23.03	0.2009
15+15	1	74	1	0	QPSK	22.94	22.88	22.93	23.94	0.2477
15+15	1	74	1	0	16-QAM	22.08	21.98	22.12	23.12	0.2051
Limit	EIRP < 1W					Result			Pass	

LTE Band 7C_CA Maximum Average Power [dBm] (GT - LC = 1.51 dB)										
BW [MHz]	PCC		SCC		Mod	Lowest	Middle	Highest	EIRP (dBm)	EIRP (W)
	RB Size	RB Offset	RB Size	RB Offset						
20+20	1	99	1	0	QPSK	22.02	22.21	22.23	23.74	0.2366
20+20	1	99	1	0	16-QAM	21.14	21.35	21.36	22.87	0.1936
20+15	1	99	1	0	QPSK	22.14	22.34	22.28	23.85	0.2427
20+15	1	99	1	0	16-QAM	21.25	21.52	21.34	23.03	0.2009
15+20	1	74	1	0	QPSK	22.06	22.21	22.31	23.82	0.2410
15+20	1	74	1	0	16-QAM	21.21	21.39	21.45	22.96	0.1977
Limit	EIRP < 2W					Result			Pass	

LTE Band 7C_CA Maximum Average Power [dBm] (GT - LC = 1.51 dB)										
BW [MHz]	PCC		SCC		Mod	Lowest	Middle	Highest	EIRP (dBm)	EIRP (W)
	RB Size	RB Offset	RB Size	RB Offset						
20+10	1	99	1	0	QPSK	21.85	21.15	20.65	23.36	0.2168
20+10	1	99	1	0	16-QAM	20.95	20.33	19.68	22.46	0.1762
10+20	1	74	1	0	QPSK	22.19	22.30	22.54	24.05	0.2541
10+20	1	74	1	0	16-QAM	21.48	21.20	21.40	22.99	0.1991
15+15	1	74	1	0	QPSK	22.34	22.44	22.57	24.08	0.2559
15+15	1	74	1	0	16-QAM	21.81	21.70	21.54	23.32	0.2148
Limit	EIRP < 2W					Result			Pass	

LTE Band 7C_CA Maximum Average Power [dBm] (GT - LC = 1.51 dB)										
BW [MHz]	PCC		SCC		Mod	Lowest	Middle	Highest	EIRP (dBm)	EIRP (W)
	RB Size	RB Offset	RB Size	RB Offset						
15+10	1	74	1	0	QPSK	22.24	22.47	22.60	24.11	0.2576
15+10	1	74	1	0	16-QAM	21.82	21.53	21.49	23.33	0.2153
Limit	EIRP < 2W					Result			Pass	

LTE Band 38C_CA Maximum Average Power [dBm] (GT - LC = 0.96 dB)										
BW [MHz]	PCC		SCC		Mod	Lowest	Middle	Highest	EIRP (dBm)	EIRP (W)
	RB Size	RB Offset	RB Size	RB Offset						
20+20	1	99	1	0	QPSK	22.36	22.37	22.38	23.34	0.2158
20+20	1	99	1	0	16-QAM	21.49	21.47	21.48	22.45	0.1758
15+15	1	74	1	0	QPSK	22.42	22.59	22.68	23.64	0.2312
15+15	1	74	1	0	16-QAM	21.45	21.79	21.62	22.75	0.1884
Limit	EIRP < 2W					Result			Pass	

Appendix B. Test Results of Radiated Test

<Main Antenna>

LTE Band 26

LTE Band 26 / 15MHz / QPSK									
Channel	Frequency (MHz)	ERP (dBm)	Limit (dBm)	Over Limit (dB)	SPA Reading (dBm)	S.G. Power (dBm)	TX Cable loss (dB)	TX Antenna Gain (dBi)	Polarization (H/V)
Lowest	1660.2	-59.60	-13	-46.60	-75.05	-60.49	6.37	9.41	H
	2494	-60.22	-13	-47.22	-76.79	-60.39	8.15	10.47	H
	3326	-57.69	-13	-44.69	-76.96	-58.51	9.22	12.19	H
									H
									H
	1660.2	-60.36	-13	-47.36	-75.79	-61.25	6.37	9.41	V
	2494	-60.33	-13	-47.33	-76.74	-60.50	8.15	10.47	V
	3326	-57.33	-13	-44.33	-76.68	-58.15	9.22	12.19	V
									V
									V
									V
									V
Middle	1675.8	-59.63	-13	-46.63	-75.28	-60.55	6.39	9.46	H
	2509	-59.96	-13	-46.96	-76.61	-60.20	8.16	10.55	H
	3345	-57.59	-13	-44.59	-76.88	-58.47	9.27	12.30	H
									H
									H
	1675.8	-60.19	-13	-47.19	-75.81	-61.11	6.39	9.46	V
	2509	-60.02	-13	-47.02	-76.52	-60.26	8.16	10.55	V
	3346	-57.07	-13	-44.07	-76.42	-57.95	9.27	12.30	V
									V
									V
									V
									V

Highest	1683.6	-61.17	-13	-48.17	-76.92	-62.11	6.40	9.49	H
	2524.5	-60.53	-13	-47.53	-77.38	-60.87	8.13	10.62	H
	3366	-58.53	-13	-45.53	-77.84	-59.48	9.31	12.41	H
									H
									H
									H
									H
	1683.6	-60.10	-13	-47.10	-75.82	-61.04	6.40	9.49	V
	2524	-59.45	-13	-46.45	-76.16	-59.79	8.13	10.62	V
	3366	-57.65	-13	-44.65	-77	-58.60	9.31	12.41	V
									V
									V
									V
									V

Remark: Spurious emissions within 30-1000MHz were found more than 20dB below limit line.

LTE Band 5B CA

LTE Band 5B / 10+10MHz / QPSK									
Channel	Frequency (MHz)	ERP (dBm)	Limit (dBm)	Over Limit (dB)	SPA Reading (dBm)	S.G. Power (dBm)	TX Cable loss (dB)	TX Antenna Gain (dBi)	Polarization (H/V)
Lowest	1664	-60.64	-13	-47.64	-76.15	-61.54	6.37	9.42	H
	2501	-60.45	-13	-47.45	-77	-60.63	8.18	10.51	H
	3335	-57.56	-13	-44.56	-76.84	-58.41	9.24	12.24	H
									H
									H
									H
									H
	1664	-60.54	-13	-47.54	-76.02	-61.44	6.37	9.42	V
	2501	-60.53	-13	-47.53	-76.92	-60.71	8.18	10.51	V
	3335	-57.78	-13	-44.78	-77.13	-58.63	9.24	12.24	V
									V
									V
									V
									V
Middle	1672	-60.41	-13	-47.41	-76.01	-61.32	6.39	9.45	H
	2509	-60.02	-13	-47.02	-76.67	-60.26	8.16	10.55	H
	3346	-57.32	-13	-44.32	-76.61	-58.20	9.27	12.30	H
									H
									H
									H
									H
	1672	-60.28	-13	-47.28	-75.85	-61.19	6.39	9.45	V
	2509	-60.77	-13	-47.77	-77.27	-61.01	8.16	10.55	V
	3346	-57.71	-13	-44.71	-77.06	-58.59	9.27	12.30	V
									V
									V
									V
									V

Highest	1680	-60.25	-13	-47.25	-75.95	-61.18	6.40	9.48	H
	2517	-60.09	-13	-47.09	-76.85	-60.38	8.15	10.59	H
	3356	-57.78	-13	-44.78	-77.08	-58.70	9.29	12.36	H
									H
									H
									H
									H
	1680	-60.32	-13	-47.32	-75.99	-61.25	6.40	9.48	V
	2517	-60.24	-13	-47.24	-76.86	-60.53	8.15	10.59	V
	3356	-57.43	-13	-44.43	-76.79	-58.35	9.29	12.36	V
									V
									V
									V
									V

Remark: Spurious emissions within 30-1000MHz were found more than 20dB below limit line.

LTE Band 25

LTE Band 25 / 20MHz / QPSK									
Channel	Frequency (MHz)	EIRP (dBm)	Limit (dBm)	Over Limit (dB)	SPA Reading (dBm)	S.G. Power (dBm)	TX Cable loss (dB)	TX Antenna Gain (dBi)	Polarization (H/V)
Lowest	3720	-55.02	-13	-42.02	-76.17	-57.17	9.97	12.12	H
	5580	-53.73	-13	-40.73	-76.99	-53.08	13.83	13.18	H
	7440	-47.49	-13	-34.49	-77.37	-44.57	14.24	11.32	H
									H
									H
									H
									H
	3720	-54.67	-13	-41.67	-75.71	-56.82	9.97	12.12	V
	5580	-53.35	-13	-40.35	-77.13	-52.70	13.83	13.18	V
	7440	-47.24	-13	-34.24	-77.26	-44.32	14.24	11.32	V
									V
									V
									V
									V
Middle	3760	-54.41	-13	-41.41	-75.65	-56.51	10.06	12.16	H
	5640	-53.43	-13	-40.43	-76.72	-52.78	13.89	13.24	H
	7520	-47.43	-13	-34.43	-76.89	-43.88	14.83	11.28	H
									H
									H
									H
									H
	3760	-54.64	-13	-41.64	-75.83	-56.74	10.06	12.16	V
	5640	-53.25	-13	-40.25	-77.05	-52.60	13.89	13.24	V
	7520	-46.88	-13	-33.88	-76.42	-43.33	14.83	11.28	V
									V
									V
									V
									V

Highest	3810	-54.35	-13	-41.35	-75.72	-56.39	10.18	12.22	H
	5715	-53.12	-13	-40.12	-76.59	-52.67	13.77	13.32	H
	7620	-47.64	-13	-34.64	-76.75	-44.12	15.13	11.61	H
									H
									H
									H
									H
	3810	-54.55	-13	-41.55	-75.92	-56.59	10.18	12.22	V
	5715	-52.68	-13	-39.68	-76.67	-52.23	13.77	13.32	V
	7620	-47.47	-13	-34.47	-76.65	-43.95	15.13	11.61	V
									V
									V
									V
									V

Remark: Spurious emissions within 30-1000MHz were found more than 20dB below limit line.

LTE Band 12

LTE Band 12 / 10MHz / QPSK									
Channel	Frequency (MHz)	ERP (dBm)	Limit (dBm)	Over Limit (dB)	SPA Reading (dBm)	S.G. Power (dBm)	TX Cable loss (dB)	TX Antenna Gain (dBi)	Polarization (H/V)
Lowest	1408	-49.73	-13.00	-36.73	-63.88	-49.00	5.85	7.27	H
	2112	-45.92	-13.00	-32.92	-62.61	-46.04	7.17	9.44	H
	2816	-58.12	-13.00	-45.12	-75.91	-58.29	8.60	10.92	H
									H
									H
									H
									H
	1408	-45.80	-13.00	-32.80	-60.30	-45.07	5.85	7.27	V
	2112	-42.75	-13.00	-29.75	-59.50	-42.87	7.17	9.44	V
	2816	-58.23	-13.00	-45.23	-75.88	-58.40	8.60	10.92	V
									V
									V
									V
									V
Middle	1416	-53.37	-13.00	-40.37	-67.54	-52.67	5.89	7.34	H
	2120	-48.04	-13.00	-35.04	-64.81	-48.10	7.19	9.40	H
	2830	-58.04	-13.00	-45.04	-75.88	-58.22	8.60	10.93	H
									H
									H
									H
									H
	1416	-49.02	-13.00	-36.02	-63.50	-48.32	5.89	7.34	V
	2120	-46.82	-13.00	-33.82	-63.67	-46.88	7.19	9.40	V
	2830	-58.22	-13.00	-45.22	-75.91	-58.40	8.60	10.93	V
									V
									V
									V
									V

Highest	1424	-54.33	-13.00	-41.33	-68.53	-53.67	5.93	7.42	H
	2136	-48.17	-13.00	-35.17	-65.12	-48.12	7.22	9.32	H
	2844	-58.23	-13.00	-45.23	-76.12	-58.41	8.61	10.94	H
									H
									H
									H
									H
	1424	-51.16	-13.00	-38.16	-65.62	-50.50	5.93	7.42	V
	2136	-49.54	-13.00	-36.54	-66.60	-49.49	7.22	9.32	V
	2844	-58.29	-13.00	-45.29	-76.00	-58.47	8.61	10.94	V
									V
									V
									V
									V

Remark: Spurious emissions within 30-1000MHz were found more than 20dB below limit line.

LTE Band 13

LTE Band 13 / 5MHz / QPSK									
Channel	Frequency (MHz)	ERP (dBm)	Limit (dBm)	Over Limit (dB)	SPA Reading (dBm)	S.G. Power (dBm)	TX Cable loss (dB)	TX Antenna Gain (dBi)	Polarization (H/V)
Lowest	1560	-47.36	-42.15	-5.21	-61.92	-47.69	6.28	8.76	H
	2336	-47.11	-13	-34.11	-64.29	-47.10	7.54	9.68	H
	3118	-56.86	-13	-43.86	-75.75	-57.22	8.83	11.34	H
									H
									H
									H
									H
	1560	-51.51	-42.15	-9.36	-66.03	-51.84	6.28	8.76	V
	2336	-48.83	-13	-35.83	-65.98	-48.82	7.54	9.68	V
	3118	-57.23	-13	-44.23	-76.04	-57.59	8.83	11.34	V
									V
									V
									V
									V
Middle	1568	-48.22	-42.15	-6.07	-62.81	-48.64	6.28	8.85	H
	2344	-50.81	-13	-37.81	-67.97	-50.82	7.56	9.72	H
	3128	-56.68	-13	-43.68	-75.59	-57.05	8.84	11.36	H
									H
									H
									H
									H
	1568	-51.31	-42.15	-9.16	-65.87	-51.73	6.28	8.85	V
	2344	-50.99	-13	-37.99	-68.11	-51.00	7.56	9.72	V
	3128	-56.89	-13	-43.89	-75.76	-57.26	8.84	11.36	V
									V
									V
									V
									V

Highest	1568	-49.65	-42.15	-7.50	-64.24	-50.07	6.28	8.85	H
	2352	-51.73	-13	-38.73	-68.86	-51.77	7.57	9.76	H
	3138	-56.98	-13	-43.98	-75.93	-57.36	8.85	11.38	H
									H
									H
									H
									H
	1568	-52.94	-42.15	-10.79	-67.50	-53.36	6.28	8.85	V
	2352	-53.23	-13	-40.23	-70.31	-53.27	7.57	9.76	V
	3138	-57.03	-13	-44.03	-75.96	-57.41	8.85	11.38	V
									V
									V
									V
									V

Remark: Spurious emissions within 30-1000MHz were found more than 20dB below limit line.

LTE Band 13 / 10MHz / QPSK									
Channel	Frequency (MHz)	ERP (dBm)	Limit (dBm)	Over Limit (dB)	SPA Reading (dBm)	S.G. Power (dBm)	TX Cable loss (dB)	TX Antenna Gain (dBi)	Polarization (H/V)
Middle	1568	-48.94	-42.15	-6.79	-63.53	-49.36	6.28	8.85	H
	2344	-50.27	-13	-37.27	-67.43	-50.28	7.56	9.72	H
	3128	-56.98	-13	-43.98	-75.89	-57.35	8.84	11.36	H
									H
									H
									H
									H
	1568	-52.68	-42.15	-10.53	-67.24	-53.10	6.28	8.85	V
	2344	-49.56	-13	-36.56	-66.68	-49.57	7.56	9.72	V
	3128	-56.88	-13	-43.88	-75.75	-57.25	8.84	11.36	V
									V
									V
									V
									V

Remark: Spurious emissions within 30-1000MHz were found more than 20dB below limit line.

LTE Band 66

LTE Band 66 / 20MHz / QPSK									
Channel	Frequency (MHz)	EIRP (dBm)	Limit (dBm)	Over Limit (dB)	SPA Reading (dBm)	S.G. Power (dBm)	TX Cable loss (dB)	TX Antenna Gain (dBi)	Polarization (H/V)
Lowest	3441	-56.21	-13	-43.21	-76.61	-59.29	9.44	12.52	H
	5159	-53.79	-13	-40.79	-77.56	-54.33	12.14	12.68	H
	6879	-49.27	-13	-36.27	-77.69	-47.56	13.99	12.28	H
									H
									H
									H
									H
	3441	-56.34	-13	-43.34	-76.73	-59.42	9.44	12.52	V
	5159	-53.28	-13	-40.28	-77.3	-53.82	12.14	12.68	V
	6879	-49.57	-13	-36.57	-77.83	-47.86	13.99	12.28	V
									V
									V
									V
									V
Middle	3490	-55.91	-13	-42.91	-76.58	-58.84	9.49	12.42	H
	5234	-53.61	-13	-40.61	-77.52	-54.06	12.35	12.80	H
	6979	-48.48	-13	-35.48	-76.88	-46.30	14.06	11.88	H
									H
									H
									H
									H
	3490	-55.96	-13	-42.96	-76.59	-58.89	9.49	12.42	V
	5234	-53.61	-13	-40.61	-77.81	-54.06	12.35	12.80	V
	6979	-48.47	-13	-35.47	-76.73	-46.29	14.06	11.88	V
									V
									V
									V
									V

Highest	3539	-55.76	-13	-42.76	-76.54	-58.42	9.58	12.24	H
	5309	-54.36	-13	-41.36	-78.37	-54.70	12.69	13.03	H
	7079	-47.70	-13	-34.70	-76.32	-45.32	13.98	11.60	H
									H
									H
									H
									H
	3539	-55.65	-13	-42.65	-76.3	-58.31	9.58	12.24	V
	5309	-53.50	-13	-40.50	-77.93	-53.84	12.69	13.03	V
	7079	-47.34	-13	-34.34	-76.19	-44.96	13.98	11.60	V
									V
									V
									V
									V

Remark: Spurious emissions within 30-1000MHz were found more than 20dB below limit line.

LTE Band 66B CA

LTE Band 66B / 10+10MHz / QPSK									
Channel	Frequency (MHz)	EIRP (dBm)	Limit (dBm)	Over Limit (dB)	SPA Reading (dBm)	S.G. Power (dBm)	TX Cable loss (dB)	TX Antenna Gain (dBi)	Polarization (H/V)
Lowest	3441	-56.59	-13	-43.59	-76.99	-59.67	9.44	12.52	H
	5158	-54.44	-13	-41.44	-78.21	-54.98	12.14	12.68	H
	6877	-50.11	-13	-37.11	-78.52	-48.41	13.99	12.29	H
									H
									H
									H
									H
	3441	-56.70	-13	-43.70	-77.09	-59.78	9.44	12.52	V
	5158	-54.01	-13	-41.01	-78.02	-54.55	12.14	12.68	V
	6877	-49.73	-13	-36.73	-77.98	-48.03	13.99	12.29	V
									V
									V
									V
									V
Middle	3511	-56.48	-13	-43.48	-77.22	-59.32	9.52	12.36	H
	5263	-54.94	-13	-41.94	-78.89	-55.35	12.48	12.89	H
	7018	-48.72	-13	-35.72	-77.16	-46.43	14.05	11.76	H
									H
									H
									H
									H
	3511	-56.32	-13	-43.32	-76.99	-59.16	9.52	12.36	V
	5263	-54.71	-13	-41.71	-79	-55.12	12.48	12.89	V
	7018	-48.75	-13	-35.75	-77.14	-46.46	14.05	11.76	V
									V
									V
									V
									V

Highest	3539	-56.58	-13	-43.58	-77.36	-59.24	9.58	12.24	H
	5308	-54.96	-13	-41.96	-78.96	-55.30	12.68	13.02	H
	7078	-48.48	-13	-35.48	-77.1	-46.11	13.98	11.61	H
									H
									H
									H
									H
	3539	-55.97	-13	-42.97	-76.62	-58.63	9.58	12.24	V
	5308	-54.18	-13	-41.18	-78.6	-54.52	12.68	13.02	V
	7078	-48.26	-13	-35.26	-77.1	-45.89	13.98	11.61	V
									V
									V
									V
									V

Remark: Spurious emissions within 30-1000MHz were found more than 20dB below limit line.

LTE Band 66C CA

LTE Band 66C / 20+20MHz / QPSK									
Channel	Frequency (MHz)	EIRP (dBm)	Limit (dBm)	Over Limit (dB)	SPA Reading (dBm)	S.G. Power (dBm)	TX Cable loss (dB)	TX Antenna Gain (dBi)	Polarization (H/V)
Lowest	3455	-56.20	-13	-43.20	-76.67	-59.24	9.45	12.49	H
	5186	-54.13	-13	-41.13	-77.97	-54.64	12.18	12.69	H
	6915	-49.26	-13	-36.26	-77.67	-47.39	14.01	12.14	H
									H
									H
									H
									H
	3455	-56.33	-13	-43.33	-76.79	-59.37	9.45	12.49	V
	5186	-53.52	-13	-40.52	-77.59	-54.03	12.18	12.69	V
	6915	-49.56	-13	-36.56	-77.81	-47.69	14.01	12.14	V
									V
									V
									V
									V
Middle	3511	-56.34	-13	-43.34	-77.08	-59.18	9.52	12.36	H
	5262	-54.75	-13	-41.75	-78.7	-55.16	12.48	12.89	H
	7016	-48.77	-13	-35.77	-77.21	-46.48	14.05	11.76	H
									H
									H
									H
									H
	3511	-56.69	-13	-43.69	-77.36	-59.53	9.52	12.36	V
	5262	-54.44	-13	-41.44	-78.73	-54.85	12.48	12.89	V
	7016	-48.61	-13	-35.61	-76.99	-46.32	14.05	11.76	V
									V
									V
									V
									V

Highest	3518	-56.51	-13	-43.51	-77.27	-59.30	9.54	12.33	H
	5277	-54.60	-13	-41.60	-78.56	-54.99	12.54	12.93	H
	7036	-49.00	-13	-36.00	-77.5	-46.68	14.03	11.71	H
									H
									H
									H
									H
	3518	-56.69	-13	-43.69	-77.36	-59.48	9.54	12.33	V
	5277	-54.27	-13	-41.27	-78.59	-54.66	12.54	12.93	V
	7036	-48.90	-13	-35.90	-77.43	-46.58	14.03	11.71	V
									V
									V
									V
									V

Remark: Spurious emissions within 30-1000MHz were found more than 20dB below limit line.

LTE Band 7

LTE Band 7 / 20MHz / QPSK									
Channel	Frequency (MHz)	EIRP (dBm)	Limit (dBm)	Over Limit (dB)	SPA Reading (dBm)	S.G. Power (dBm)	TX Cable loss (dB)	TX Antenna Gain (dBi)	Polarization (H/V)
Lowest	5020	-52.93	-25	-27.93	-76.33	-53.59	11.95	12.61	H
	7530	-47.37	-25	-22.37	-76.79	-43.81	14.88	11.32	H
	10040	-43.18	-25	-18.18	-76.83	-37.09	17.17	11.08	H
									H
									H
									H
									H
	5020	-52.46	-25	-27.46	-76.16	-53.12	11.95	12.61	V
	7530	-47.01	-25	-22.01	-76.51	-43.45	14.88	11.32	V
	10040	-43.90	-25	-18.90	-76.93	-37.81	17.17	11.08	V
									V
									V
									V
									V
Middle	5070	-52.82	-25	-27.82	-76.35	-53.44	12.02	12.64	H
	7605	-47.40	-25	-22.40	-76.5	-43.79	15.21	11.60	H
	10140	-42.79	-25	-17.79	-76.4	-36.64	17.17	11.02	H
									H
									H
									H
									H
	5070	-52.26	-25	-27.26	-76.07	-52.88	12.02	12.64	V
	7605	-47.73	-25	-22.73	-76.9	-44.12	15.21	11.60	V
	10140	-43.62	-25	-18.62	-76.73	-37.47	17.17	11.02	V
									V
									V
									V
									V

Highest	5120	-52.94	-25	-27.94	-76.6	-53.51	12.09	12.66	H
	7680	-47.08	-25	-22.08	-76.2	-43.91	14.81	11.64	H
	10240	-42.36	-25	-17.36	-75.93	-36.15	17.17	10.96	H
									H
									H
									H
									H
	5120	-52.80	-25	-27.80	-76.73	-53.37	12.09	12.66	V
	7680	-46.94	-25	-21.94	-76.13	-43.77	14.81	11.64	V
	10240	-43.10	-25	-18.10	-76.29	-36.89	17.17	10.96	V
									V
									V
									V
									V

Remark: Spurious emissions within 30-1000MHz were found more than 20dB below limit line.

LTE Band 7C CA

LTE Band 7C / 20+20MHz / QPSK									
Channel	Frequency (MHz)	EIRP (dBm)	Limit (dBm)	Over Limit (dB)	SPA Reading (dBm)	S.G. Power (dBm)	TX Cable loss (dB)	TX Antenna Gain (dBi)	Polarization (H/V)
Lowest	5037	-53.82	-25	-28.82	-77.26	-54.47	11.97	12.62	H
	7556	-47.78	-25	-22.78	-77.08	-44.18	15.02	11.42	H
	10075	-43.63	-25	-18.63	-77.27	-37.52	17.17	11.06	H
									H
									H
									H
									H
	5037	-53.15	-25	-28.15	-76.89	-53.80	11.97	12.62	V
	7556	-47.86	-25	-22.86	-77.24	-44.26	15.02	11.42	V
	10075	-44.10	-25	-19.10	-77.16	-37.99	17.17	11.06	V
									V
									V
									V
									V
Middle	5068	-53.26	-25	-28.26	-76.79	-53.87	12.02	12.63	H
	7602	-47.98	-25	-22.98	-77.08	-44.35	15.23	11.60	H
	10136	-43.48	-25	-18.48	-77.1	-37.33	17.17	11.02	H
									H
									H
									H
									H
	5068	-52.97	-25	-27.97	-76.78	-53.58	12.02	12.63	V
	7602	-47.85	-25	-22.85	-77.02	-44.22	15.23	11.60	V
	10136	-43.77	-25	-18.77	-76.89	-37.62	17.17	11.02	V
									V
									V
									V
									V

Highest	5098	-53.98	-25	-28.98	-77.58	-54.57	12.06	12.65	H
	7647	-47.60	-25	-22.60	-76.71	-44.23	14.99	11.62	H
	10196	-43.19	-25	-18.19	-76.78	-37.00	17.17	10.98	H
									H
									H
									H
									H
	5098	-53.59	-25	-28.59	-77.46	-54.18	12.06	12.65	V
	7647	-47.49	-25	-22.49	-76.67	-44.12	14.99	11.62	V
	10196	-43.31	-25	-18.31	-76.47	-37.12	17.17	10.98	V
									V
									V
									V
									V

Remark: Spurious emissions within 30-1000MHz were found more than 20dB below limit line.

LTE Band 41 (HPUE)

LTE Band 41(HPUE) / 20MHz / QPSK									
Channel	Frequency (MHz)	EIRP (dBm)	Limit (dBm)	Over Limit (dB)	SPA Reading (dBm)	S.G. Power (dBm)	TX Cable loss (dB)	TX Antenna Gain (dBi)	Polarization (H/V)
Lowest	4995	-53.01	-25	-28.01	-76.34	-53.69	11.92	12.60	H
	7494	-47.30	-25	-22.30	-76.88	-43.83	14.68	11.21	H
	9986	-44.46	-25	-19.46	-78.05	-38.40	17.15	11.09	H
									H
									H
									H
									H
	4995	-52.97	-25	-27.97	-76.62	-53.65	11.92	12.60	V
	7494	-47.35	-25	-22.35	-77.01	-43.88	14.68	11.21	V
	9988	-44.77	-25	-19.77	-77.7	-38.71	17.15	11.09	V
									V
									V
									V
									V
Middle	5170	-52.59	-25	-27.59	-76.39	-53.12	12.16	12.69	H
	7752	-46.47	-25	-21.47	-75.61	-43.72	14.43	11.68	H
	10336	-42.54	-25	-17.54	-76.08	-36.28	17.16	10.90	H
									H
									H
									H
									H
	5170	-52.89	-25	-27.89	-76.93	-53.42	12.16	12.69	V
	7752	-46.79	-25	-21.79	-75.99	-44.04	14.43	11.68	V
	10336	-42.86	-25	-17.86	-76.14	-36.60	17.16	10.90	V
									V
									V
									V
									V

Highest	5345	-54.00	-25	-29.00	-78.04	-54.29	12.85	13.14	H
	7013	-47.87	-25	-22.87	-76.29	-45.59	14.05	11.77	H
	10688	-43.33	-25	-18.33	-76.95	-36.78	17.24	10.69	H
									H
									H
									H
									H
	5345	-53.38	-25	-28.38	-77.9	-53.67	12.85	13.14	V
	7013	-48.22	-25	-23.22	-76.57	-45.94	14.05	11.77	V
	10688	-43.42	-25	-18.42	-76.97	-36.87	17.24	10.69	V
									V
									V
									V
									V

Remark: Spurious emissions within 30-1000MHz were found more than 20dB below limit line.

LTE Band 41C CA (HPUE)

LTE Band 41C(HPUE) / 20+20MHz / QPSK									
Channel	Frequency (MHz)	EIRP (dBm)	Limit (dBm)	Over Limit (dB)	SPA Reading (dBm)	S.G. Power (dBm)	TX Cable loss (dB)	TX Antenna Gain (dBi)	Polarization (H/V)
Lowest	5025	-52.57	-25	-27.57	-75.98	-53.22	11.96	12.61	H
	7544	-47.43	-25	-22.43	-76.78	-43.86	14.95	11.38	H
	10059	-43.51	-25	-18.51	-77.15	-37.40	17.17	11.06	H
									H
									H
									H
									H
	5025	-52.53	-25	-27.53	-76.24	-53.18	11.96	12.61	V
	7544	-47.46	-25	-22.46	-76.88	-43.89	14.95	11.38	V
	10059	-44.05	-25	-19.05	-77.09	-37.94	17.17	11.06	V
									V
									V
									V
									V
Middle	5190	-53.22	-25	-28.22	-77.07	-53.73	12.19	12.70	H
	7770	-46.85	-25	-21.85	-76	-44.21	14.33	11.69	H
	10368	-42.99	-25	-17.99	-76.52	-36.71	17.16	10.88	H
									H
									H
									H
									H
	5190	-52.95	-25	-27.95	-77.03	-53.46	12.19	12.70	V
	7770	-46.82	-25	-21.82	-76.03	-44.18	14.33	11.69	V
	10368	-43.13	-25	-18.13	-76.44	-36.85	17.16	10.88	V
									V
									V
									V
									V

Highest	5340	-53.60	-25	-28.60	-78.11	-53.90	12.82	13.12	H
	8007	-46.57	-25	-21.57	-76.56	-43.01	14.79	11.23	H
	10676	-43.48	-25	-18.48	-77.03	-36.93	17.24	10.69	H
									H
									H
									H
									H
	5340	-53.97	-25	-28.97	-78	-54.27	12.82	13.12	V
	8007	-46.30	-25	-21.30	-76.29	-42.74	14.79	11.23	V
	10676	-43.43	-25	-18.43	-77.05	-36.88	17.24	10.69	V
									V
									V
									V
									V

Remark: Spurious emissions within 30-1000MHz were found more than 20dB below limit line.

LTE Band 71

LTE Band 71 / 20MHz / QPSK									
Channel	Frequency (MHz)	ERP (dBm)	Limit (dBm)	Over Limit (dB)	SPA Reading (dBm)	S.G. Power (dBm)	TX Cable loss (dB)	TX Antenna Gain (dBi)	Polarization (H/V)
Lowest	1345	-61.63	-13	-48.63	-75.63	-60.82	5.67	7.01	H
	2018	-55.45	-13	-42.45	-71.11	-56.22	6.99	9.91	H
	2691	-58.57	-13	-45.57	-76.34	-59.11	8.26	10.95	H
									H
									H
									H
									H
	1345	-61.48	-13	-48.48	-75.56	-60.67	5.67	7.01	V
	2018	-55.19	-13	-42.19	-70.74	-55.96	6.99	9.91	V
	2691	-58.84	-13	-45.84	-76.53	-59.38	8.26	10.95	V
									V
									V
									V
									V
Middle	1365	-61.83	-13	-48.83	-75.88	-61.04	5.72	7.08	H
	2048	-53.29	-13	-40.29	-69.28	-53.85	7.05	9.76	H
	2731	-58.79	-13	-45.79	-76.55	-59.19	8.38	10.93	H
									H
									H
									H
									H
	1365	-61.38	-13	-48.38	-75.63	-60.59	5.72	7.08	V
	2048	-53.01	-13	-40.01	-68.94	-53.57	7.05	9.76	V
	2731	-58.84	-13	-45.84	-76.51	-59.24	8.38	10.93	V
									V
									V
									V
									V

Highest	1375	-61.17	-13	-48.17	-75.24	-60.38	5.75	7.11	H
	2063	-55.05	-13	-42.05	-71.20	-55.51	7.08	9.69	H
	2751	-58.97	-13	-45.97	-76.72	-59.30	8.44	10.92	H
									H
									H
									H
									H
	1375	-61.16	-13	-48.16	-75.48	-60.37	5.75	7.11	V
	2063	-54.66	-13	-41.66	-70.78	-55.12	7.08	9.69	V
	2751	-59.24	-13	-46.24	-76.89	-59.57	8.44	10.92	V
									V
									V
									V
									V

Remark: Spurious emissions within 30-1000MHz were found more than 20dB below limit line.

<MIMO2 Antenna>

LTE Band 25

LTE Band 25 / 20MHz / QPSK									
Channel	Frequency (MHz)	EIRP (dBm)	Limit (dBm)	Over Limit (dB)	SPA Reading (dBm)	S.G. Power (dBm)	TX Cable loss (dB)	TX Antenna Gain (dBi)	Polarization (H/V)
Lowest	3702	-35.76	-13	-22.76	-56.87	-37.93	9.93	12.10	H
	5553	-29.99	-13	-16.99	-53.34	-29.47	13.67	13.15	H
	7404	-36.59	-13	-23.59	-66.67	-34.03	13.95	11.39	H
	9255	-39.13	-13	-26.13	-72.55	-34.34	15.94	11.15	H
	11107	-43.09	-13	-30.09	-77.05	-36.28	17.44	10.63	H
									H
	3702	-35.86	-13	-22.86	-56.85	-38.03	9.93	12.10	V
	5553	-30.93	-13	-17.93	-54.83	-30.41	13.67	13.15	V
	7404	-38.80	-13	-25.80	-69.06	-36.24	13.95	11.39	V
	9255	-39.07	-13	-26.07	-71.53	-34.28	15.94	11.15	V
	11107	-43.06	-13	-30.06	-77.06	-36.25	17.44	10.63	V
									V
									V
Middle	3742	-35.17	-13	-22.17	-56.37	-37.29	10.02	12.14	H
	5613	-32.07	-13	-19.07	-55.3	-31.35	13.93	13.21	H
	7484	-38.48	-13	-25.48	-68.12	-35.11	14.60	11.23	H
	9355	-39.00	-13	-26.00	-72.36	-34.08	15.97	11.05	H
	11227	-43.66	-13	-30.66	-77.74	-36.93	17.50	10.77	H
									H
									H
	3742	-33.94	-13	-20.94	-55.06	-36.06	10.02	12.14	V
	5613	-29.57	-13	-16.57	-53.3	-28.85	13.93	13.21	V
	7484	-40.57	-13	-27.57	-70.31	-37.20	14.60	11.23	V
	9355	-39.49	-13	-26.49	-71.85	-34.57	15.97	11.05	V
	11227	-43.73	-13	-30.73	-77.97	-37.00	17.50	10.77	V
									V
									V

Highest	3792	-36.45	-13	-23.45	-57.75	-38.51	10.13	12.19	H
	5688	-28.69	-13	-15.69	-52.09	-28.17	13.81	13.29	H
	7584	-41.59	-13	-28.59	-70.76	-37.97	15.16	11.54	H
	9480	-39.68	-13	-26.68	-73.09	-33.84	17.16	11.32	H
	11377	-42.99	-13	-29.99	-77.23	-36.36	17.58	10.95	H
									H
									H
	3792	-34.19	-13	-21.19	-55.48	-36.25	10.13	12.19	V
	5688	-25.02	-13	-12.02	-48.94	-24.50	13.81	13.29	V
	7584	-43.27	-13	-30.27	-72.51	-39.65	15.16	11.54	V
	9480	-40.76	-13	-27.76	-72.89	-34.92	17.16	11.32	V
	11377	-43.05	-13	-30.05	-77.61	-36.42	17.58	10.95	V
									V
									V

Remark: Spurious emissions within 30-1000MHz were found more than 20dB below limit line.

LTE Band 66

LTE Band 66 / 20MHz / QPSK									
Channel	Frequency (MHz)	EIRP (dBm)	Limit (dBm)	Over Limit (dB)	SPA Reading (dBm)	S.G. Power (dBm)	TX Cable loss (dB)	TX Antenna Gain (dBi)	Polarization (H/V)
Lowest	3422	-42.75	-13	-29.75	-63.04	-45.90	9.41	12.56	H
	5133	-31.65	-13	-18.65	-55.36	-32.21	12.11	12.67	H
	6844	-46.33	-13	-33.33	-74.76	-44.78	13.97	12.42	H
	8555	-38.22	-13	-25.22	-70.03	-35.23	14.96	11.97	H
									H
									H
									H
	3422	-42.32	-13	-29.32	-62.61	-45.47	9.41	12.56	V
	5133	-33.96	-13	-20.96	-57.89	-34.52	12.11	12.67	V
	6844	-47.12	-13	-34.12	-75.38	-45.57	13.97	12.42	V
	8555	-36.95	-13	-23.95	-68.81	-33.96	14.96	11.97	V
									V
									V
									V
Middle	3472	-37.04	-13	-24.04	-57.61	-40.03	9.47	12.46	H
	5208	-29.77	-13	-16.77	-53.65	-30.25	12.24	12.72	H
	6944	-41.75	-13	-28.75	-70.15	-39.74	14.03	12.02	H
	8680	-37.61	-13	-24.61	-69.83	-34.26	15.01	11.66	H
									H
									H
									H
	3472	-37.23	-13	-24.23	-57.77	-40.22	9.47	12.46	V
	5208	-29.84	-13	-16.84	-53.96	-30.32	12.24	12.72	V
	6944	-45.14	-13	-32.14	-73.39	-43.13	14.03	12.02	V
	8680	-38.79	-13	-25.79	-71.07	-35.44	15.01	11.66	V
									V
									V
									V

Highest	3522	-38.84	-13	-25.84	-59.6	-41.60	9.55	12.31	H
	5283	-31.49	-13	-18.49	-55.45	-31.87	12.57	12.95	H
	7044	-43.47	-13	-30.47	-72	-41.14	14.02	11.69	H
									H
									H
									H
									H
	3522	-39.65	-13	-26.65	-60.32	-42.41	9.55	12.31	V
	5283	-31.40	-13	-18.40	-55.74	-31.78	12.57	12.95	V
	7044	-40.46	-13	-27.46	-69.05	-38.13	14.02	11.69	V
									V
									V
									V
									V

Remark: Spurious emissions within 30-1000MHz were found more than 20dB below limit line.

LTE Band 66B CA

LTE Band 66B / 10+10MHz / QPSK									
Channel	Frequency (MHz)	EIRP (dBm)	Limit (dBm)	Over Limit (dB)	SPA Reading (dBm)	S.G. Power (dBm)	TX Cable loss (dB)	TX Antenna Gain (dBi)	Polarization (H/V)
Lowest	3441	-56.66	-13	-43.66	-77.06	-59.74	9.44	12.52	H
	5156	-50.13	-13	-37.13	-73.89	-50.67	12.14	12.68	H
	6877	-49.90	-13	-36.90	-78.31	-48.20	13.99	12.29	H
									H
									H
									H
									H
	3441	-56.23	-13	-43.23	-76.62	-59.31	9.44	12.52	V
	5158	-51.76	-13	-38.76	-75.77	-52.30	12.14	12.68	V
	6877	-50.05	-13	-37.05	-78.3	-48.35	13.99	12.29	V
									V
									V
									V
									V
Middle	3511	-52.63	-13	-39.63	-73.37	-55.47	9.52	12.36	H
	5261	-42.17	-13	-29.17	-66.12	-42.58	12.47	12.88	H
	7018	-48.78	-13	-35.78	-77.22	-46.49	14.05	11.76	H
									H
									H
									H
									H
	3511	-51.51	-13	-38.51	-72.18	-54.35	9.52	12.36	V
	5261	-42.29	-13	-29.29	-66.57	-42.70	12.47	12.88	V
	7018	-48.31	-13	-35.31	-76.7	-46.02	14.05	11.76	V
									V
									V
									V
									V

Highest	3539	-48.92	-13	-35.92	-69.7	-51.58	9.58	12.24	H
	5310	-38.14	-13	-25.14	-62.15	-38.48	12.69	13.03	H
	7078	-48.20	-13	-35.20	-76.82	-45.83	13.98	11.61	H
									H
									H
									H
									H
	3539	-49.16	-13	-36.16	-69.81	-51.82	9.58	12.24	V
	5310	-41.17	-13	-28.17	-65.6	-41.51	12.69	13.03	V
	7078	-47.85	-13	-34.85	-76.69	-45.48	13.98	11.61	V
									V
									V
									V
									V

Remark: Spurious emissions within 30-1000MHz were found more than 20dB below limit line.

LTE Band 66C CA

LTE Band 66C / 20+20MHz / QPSK									
Channel	Frequency (MHz)	EIRP (dBm)	Limit (dBm)	Over Limit (dB)	SPA Reading (dBm)	S.G. Power (dBm)	TX Cable loss (dB)	TX Antenna Gain (dBi)	Polarization (H/V)
Lowest	3457	-40.43	-13	-27.43	-60.93	-43.47	9.45	12.49	H
	5186	-31.29	-13	-18.29	-55.13	-31.80	12.18	12.69	H
	6915	-45.45	-13	-32.45	-73.86	-43.58	14.01	12.14	H
	8644	-41.14	-13	-28.14	-73.23	-37.83	14.99	11.68	H
									H
									H
									H
	3457	-38.91	-13	-25.91	-59.39	-41.95	9.45	12.49	V
	5186	-31.91	-13	-18.91	-55.98	-32.42	12.18	12.69	V
	6915	-46.84	-13	-33.84	-75.09	-44.97	14.01	12.14	V
	8644	-41.03	-13	-28.03	-73.19	-37.72	14.99	11.68	V
									V
									V
									V
Middle	3508	-39.35	-13	-26.35	-60.08	-42.20	9.52	12.37	H
	5262	-30.98	-13	-17.98	-54.93	-31.39	12.48	12.89	H
	7016	-42.67	-13	-29.67	-71.11	-40.38	14.05	11.76	H
									H
									H
									H
									H
	3508	-39.13	-13	-26.13	-59.8	-41.98	9.52	12.37	V
	5262	-31.81	-13	-18.81	-56.1	-32.22	12.48	12.89	V
	7016	-45.03	-13	-32.03	-73.41	-42.74	14.05	11.76	V
									V
									V
									V
									V

Highest	3518	-39.89	-13	-26.89	-60.65	-42.68	9.54	12.33	H
	5277	-31.14	-13	-18.14	-55.1	-31.53	12.54	12.93	H
	7036	-42.55	-13	-29.55	-71.05	-40.23	14.03	11.71	H
									H
									H
									H
									H
	3518	-39.22	-13	-26.22	-59.89	-42.01	9.54	12.33	V
	5277	-33.04	-13	-20.04	-57.36	-33.43	12.54	12.93	V
	7036	-44.20	-13	-31.20	-72.73	-41.88	14.03	11.71	V
									V
									V
									V
									V

Remark: Spurious emissions within 30-1000MHz were found more than 20dB below limit line.

LTE Band 7

LTE Band 7 / 20MHz / QPSK									
Channel	Frequency (MHz)	EIRP (dBm)	Limit (dBm)	Over Limit (dB)	SPA Reading (dBm)	S.G. Power (dBm)	TX Cable loss (dB)	TX Antenna Gain (dBi)	Polarization (H/V)
Lowest	5002	-53.51	-25	-28.51	-76.86	-54.19	11.92	12.60	H
	7503	-47.50	-25	-22.50	-77.04	-43.96	14.75	11.21	H
	10004	-43.37	-25	-18.37	-77.03	-37.30	17.17	11.10	H
									H
									H
									H
									H
	5002	-53.33	-25	-28.33	-76.99	-54.01	11.92	12.60	V
	7503	-47.75	-25	-22.75	-77.37	-44.21	14.75	11.21	V
	10004	-44.01	-25	-19.01	-77.01	-37.94	17.17	11.10	V
									V
									V
									V
									V
Middle	5052	-53.25	-25	-28.25	-76.74	-53.89	11.99	12.63	H
	7578	-47.48	-25	-22.48	-76.68	-43.86	15.13	11.51	H
	10104	-43.31	-25	-18.31	-76.94	-37.18	17.17	11.04	H
									H
									H
									H
									H
	5052	-53.03	-25	-28.03	-76.81	-53.67	11.99	12.63	V
	7578	-47.32	-25	-22.32	-76.59	-43.70	15.13	11.51	V
	10104	-43.70	-25	-18.70	-76.79	-37.57	17.17	11.04	V
									V
									V
									V
									V

Highest	5102	-53.92	-25	-28.92	-77.54	-54.51	12.06	12.65	H
	7653	-47.18	-25	-22.18	-76.3	-43.85	14.96	11.63	H
	10204	-43.24	-25	-18.24	-76.82	-37.05	17.17	10.98	H
									H
									H
									H
									H
	5102	-53.55	-25	-28.55	-77.44	-54.14	12.06	12.65	V
	7653	-47.48	-25	-22.48	-76.67	-44.15	14.96	11.63	V
	10204	-43.58	-25	-18.58	-76.74	-37.39	17.17	10.98	V
									V
									V
									V
									V

Remark: Spurious emissions within 30-1000MHz were found more than 20dB below limit line.

LTE Band 7C CA

LTE Band 7C / 20+20MHz / QPSK									
Channel	Frequency (MHz)	EIRP (dBm)	Limit (dBm)	Over Limit (dB)	SPA Reading (dBm)	S.G. Power (dBm)	TX Cable loss (dB)	TX Antenna Gain (dBi)	Polarization (H/V)
Lowest	5037	-53.82	-25	-28.82	-77.26	-54.47	11.97	12.62	H
	7556	-48.21	-25	-23.21	-77.51	-44.61	15.02	11.42	H
	10075	-44.08	-25	-19.08	-77.72	-37.97	17.17	11.06	H
									H
									H
									H
									H
	5037	-53.12	-25	-28.12	-76.86	-53.77	11.97	12.62	V
	7556	-48.15	-25	-23.15	-77.53	-44.55	15.02	11.42	V
	10075	-43.80	-25	-18.80	-76.86	-37.69	17.17	11.06	V
									V
									V
									V
									V
Middle	5068	-53.20	-25	-28.20	-76.73	-53.81	12.02	12.63	H
	7602	-48.13	-25	-23.13	-77.23	-44.50	15.23	11.60	H
	10136	-43.81	-25	-18.81	-77.43	-37.66	17.17	11.02	H
									H
									H
									H
									H
	5068	-53.02	-25	-28.02	-76.83	-53.63	12.02	12.63	V
	7602	-47.92	-25	-22.92	-77.09	-44.29	15.23	11.60	V
	10136	-43.86	-25	-18.86	-76.98	-37.71	17.17	11.02	V
									V
									V
									V
									V

Highest	5098	-53.92	-25	-28.92	-77.52	-54.51	12.06	12.65	H
	7647	-47.85	-25	-22.85	-76.96	-44.48	14.99	11.62	H
	10196	-43.47	-25	-18.47	-77.06	-37.28	17.17	10.98	H
									H
									H
									H
									H
	5098	-53.89	-25	-28.89	-77.76	-54.48	12.06	12.65	V
	7647	-47.83	-25	-22.83	-77.01	-44.46	14.99	11.62	V
	10196	-44.42	-25	-19.42	-77.58	-38.23	17.17	10.98	V
									V
									V
									V
									V

Remark: Spurious emissions within 30-1000MHz were found more than 20dB below limit line.

LTE Band 41 (HPUE)

LTE Band 41 / 20MHz / QPSK									
Channel	Frequency (MHz)	EIRP (dBm)	Limit (dBm)	Over Limit (dB)	SPA Reading (dBm)	S.G. Power (dBm)	TX Cable loss (dB)	TX Antenna Gain (dBi)	Polarization (H/V)
Lowest	4995	-53.58	-25	-28.58	-76.91	-54.26	11.92	12.60	H
	7494	-48.14	-25	-23.14	-77.72	-44.67	14.68	11.21	H
	9986	-45.01	-25	-20.01	-78.6	-38.95	17.15	11.09	H
									H
									H
									H
									H
	4995	-53.87	-25	-28.87	-77.52	-54.55	11.92	12.60	V
	7494	-48.13	-25	-23.13	-77.79	-44.66	14.68	11.21	V
	9988	-46.08	-25	-21.08	-79.01	-40.02	17.15	11.09	V
									V
									V
									V
									V
Middle	5170	-54.07	-25	-29.07	-77.87	-54.60	12.16	12.69	H
	7752	-47.76	-25	-22.76	-76.9	-45.01	14.43	11.68	H
	10336	-43.56	-25	-18.56	-77.1	-37.30	17.16	10.90	H
									H
									H
									H
									H
	5170	-50.21	-25	-25.21	-74.25	-50.74	12.16	12.69	V
	7752	-47.64	-25	-22.64	-76.84	-44.89	14.43	11.68	V
	10336	-43.46	-25	-18.46	-76.74	-37.20	17.16	10.90	V
									V
									V
									V
									V

Highest	5345	-54.67	-25	-29.67	-78.71	-54.96	12.85	13.14	H
	8013	-47.19	-25	-22.19	-77.18	-43.64	14.80	11.25	H
	10676.5	-43.57	-25	-18.57	-77.19	-37.02	17.24	10.69	H
									H
									H
									H
									H
	5345	-54.16	-25	-29.16	-78.68	-54.45	12.85	13.14	V
	8013	-46.99	-25	-21.99	-76.99	-43.44	14.80	11.25	V
	10676.5	-44.06	-25	-19.06	-77.61	-37.51	17.24	10.69	V
									V
									V
									V
									V

Remark: Spurious emissions within 30-1000MHz were found more than 20dB below limit line.

LTE Band 41C CA (HPUE)

LTE Band 41C / 20+20MHz / QPSK									
Channel	Frequency (MHz)	EIRP (dBm)	Limit (dBm)	Over Limit (dB)	SPA Reading (dBm)	S.G. Power (dBm)	TX Cable loss (dB)	TX Antenna Gain (dBi)	Polarization (H/V)
Lowest	5025	-53.41	-25	-28.41	-76.82	-54.06	11.96	12.61	H
	7544	-48.12	-25	-23.12	-77.47	-44.55	14.95	11.38	H
	10059	-44.17	-25	-19.17	-77.81	-38.06	17.17	11.06	H
									H
									H
									H
									H
	5025	-52.69	-25	-27.69	-76.4	-53.34	11.96	12.61	V
	7544	-47.85	-25	-22.85	-77.27	-44.28	14.95	11.38	V
	10059	-44.39	-25	-19.39	-77.43	-38.28	17.17	11.06	V
									V
									V
									V
									V
Middle	5190	-53.82	-25	-28.82	-77.67	-54.33	12.19	12.70	H
	7770	-47.11	-25	-22.11	-76.26	-44.47	14.33	11.69	H
	10368	-43.57	-25	-18.57	-77.1	-37.29	17.16	10.88	H
									H
									H
									H
									H
	5190	-53.93	-25	-28.93	-78.01	-54.44	12.19	12.70	V
	7770	-46.91	-25	-21.91	-76.12	-44.27	14.33	11.69	V
	10368	-43.66	-25	-18.66	-76.97	-37.38	17.16	10.88	V
									V
									V
									V
									V

Highest	5340	-54.74	-25	-29.74	-78.77	-55.04	12.82	13.12	H
	8007	-47.01	-25	-22.01	-77	-43.45	14.79	11.23	H
	10676	-43.87	-25	-18.87	-77.49	-37.32	17.24	10.69	H
									H
									H
									H
									H
	5340	-54.12	-25	-29.12	-78.63	-54.42	12.82	13.12	V
	8007	-47.21	-25	-22.21	-77.2	-43.65	14.79	11.23	V
	10676	-44.35	-25	-19.35	-77.9	-37.80	17.24	10.69	V
									V
									V
									V
									V

Remark: Spurious emissions within 30-1000MHz were found more than 20dB below limit line.