LTE Band 4_10MHz					
Channel	Frequency (MHz)	Peak To Average Ratio (dB)		Max. Limit (dB)	Result
		QPSK	16QAM		
20000	1715	3.13	3.98	13	Pass
20175	1732.5	3.16	3.99	13	Pass
20350	1715	3.12	3.95	13	Pass

Spectrum Plot

QPSK-20000

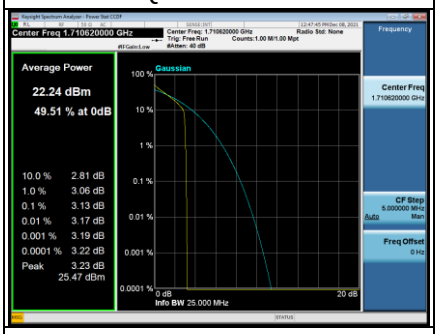

QPSK-20175

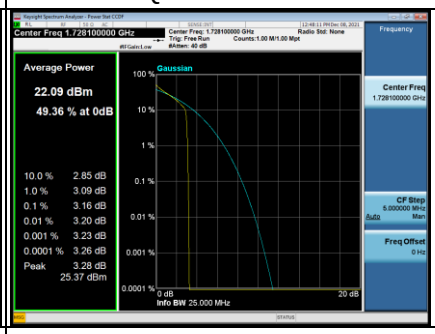

QPSK-20350

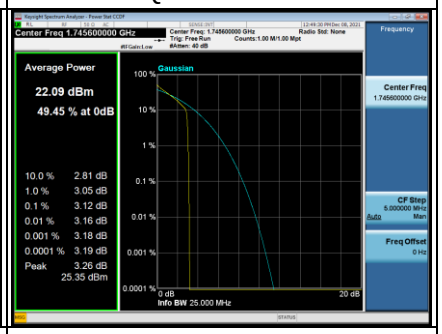

16QAM-20000

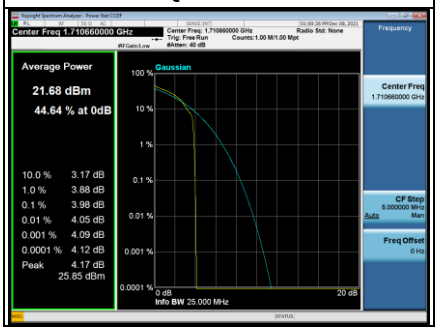

16QAM-20175

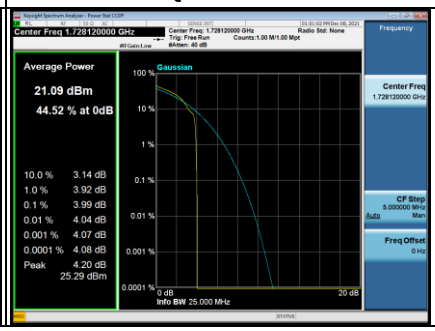

16QAM-20350

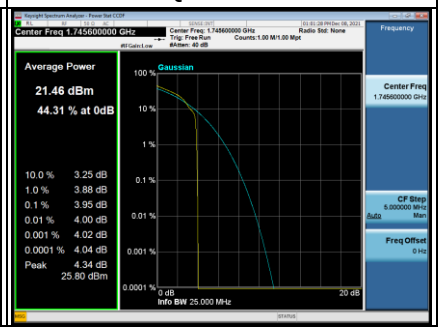

LTE Band 4_15MHz					
Channel	Frequency (MHz)	Peak To Average Ratio (dB)		Max. Limit (dB)	Result
		QPSK	16QAM		
20025	1717.5	3.06	4.14	13	Pass
20175	1732.5	3.12	3.96	13	Pass
20325	1747.5	3.07	3.82	13	Pass

Spectrum Plot

QPSK-20025

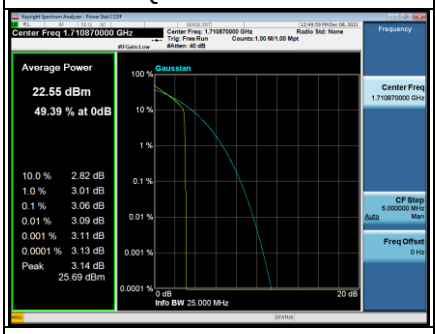

QPSK-20175

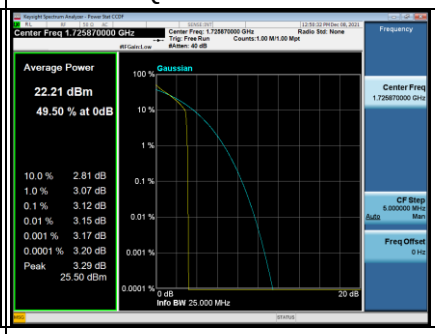

QPSK-20325

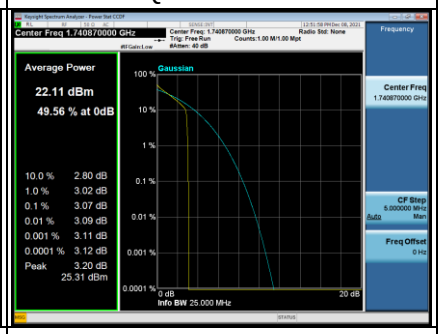

16QAM-20025

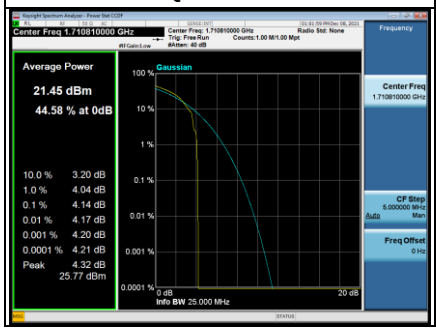

16QAM-20175

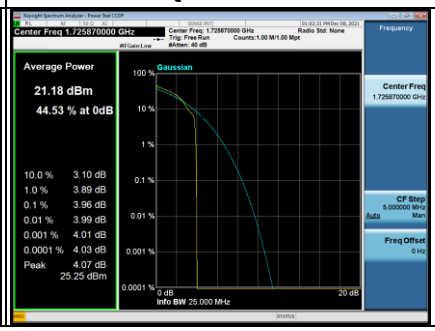

16QAM-20325

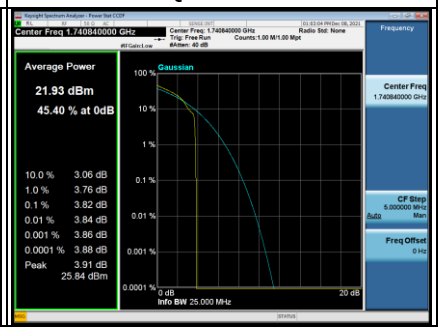

LTE Band 4_20MHz					
Channel	Frequency (MHz)	Peak To Average Ratio (dB)		Max. Limit (dB)	Result
		QPSK	16QAM		
20050	1720	3.34	3.80	13	Pass
20175	1732.5	3.09	3.96	13	Pass
20300	1740	3.02	3.84	13	Pass

Spectrum Plot

QPSK-20050

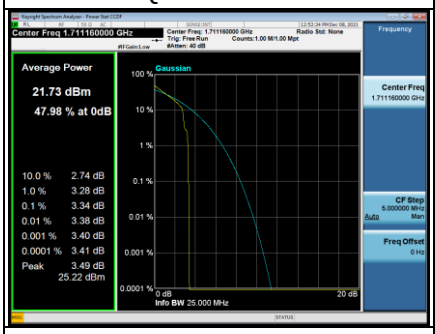

QPSK-20175

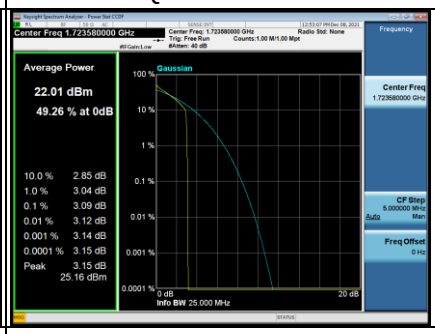

QPSK-20300

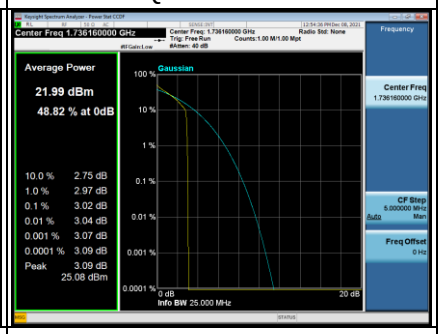

16QAM-20050

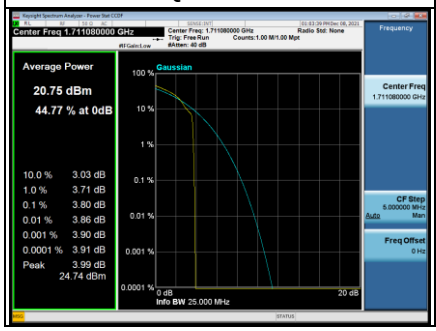

16QAM-20175

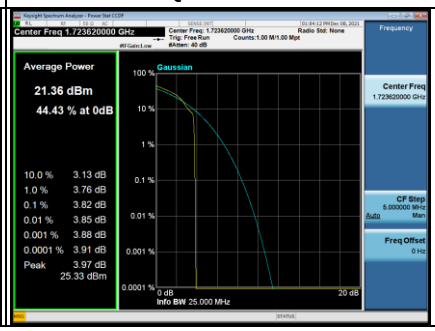

16QAM-20300

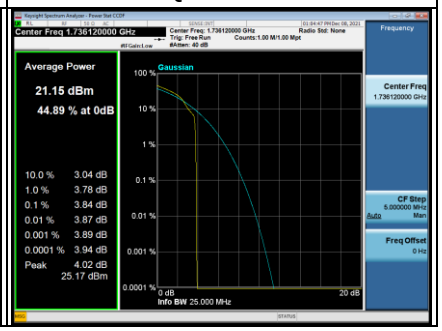

LTE Band 7_5MHz					
Channel	Frequency (MHz)	Peak To Average Ratio (dB)		Max. Limit (dB)	Result
		QPSK	16QAM		
20775	2502.5	4.39	5.08	13	Pass
21100	2535	4.34	5.10	13	Pass
21425	2567.5	4.04	4.96	13	Pass

Spectrum Plot		
QPSK-20775	QPSK-21100	QPSK-21425
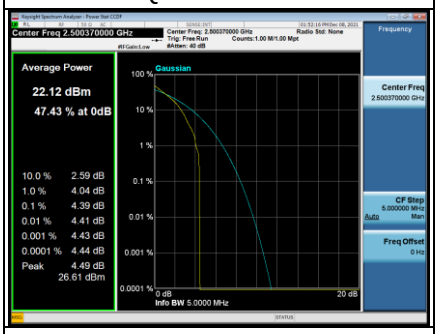	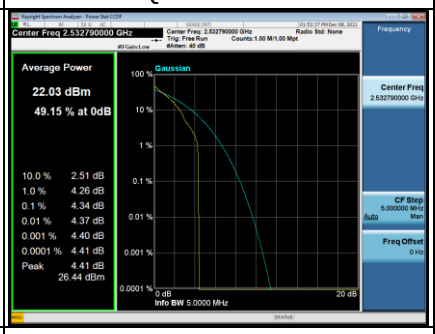	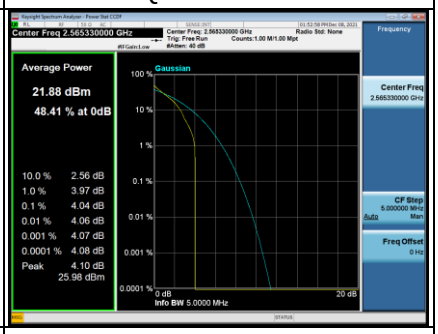
16QAM-20775	16QAM-21100	16QAM-21425
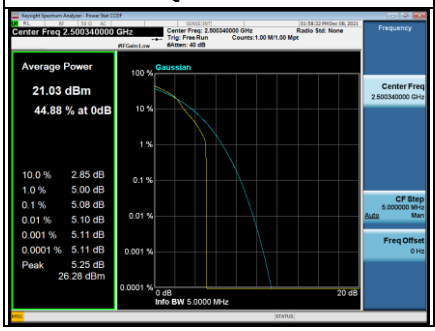	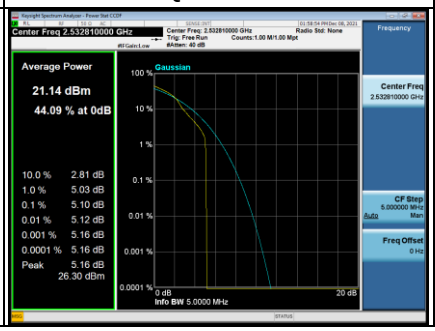	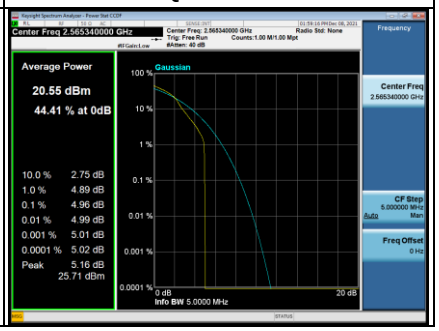

LTE Band 7_10MHz					
Channel	Frequency (MHz)	Peak To Average Ratio (dB)		Max. Limit (dB)	Result
		QPSK	16QAM		
20800	2505	3.98	4.82	13	Pass
21100	2535	4.19	5.32	13	Pass
21400	2565	3.83	4.62	13	Pass

Spectrum Plot

QPSK-20800

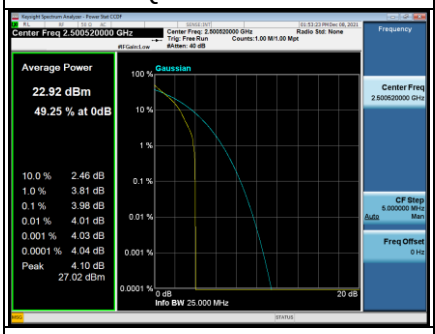

QPSK-21100

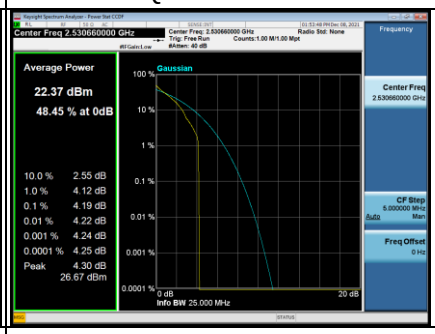

QPSK-21400

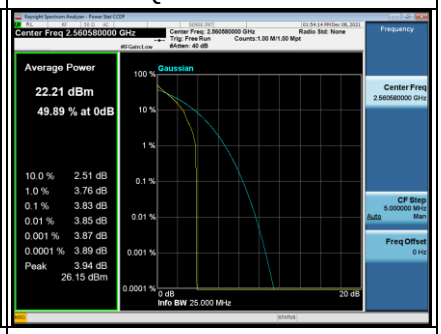

16QAM-20800

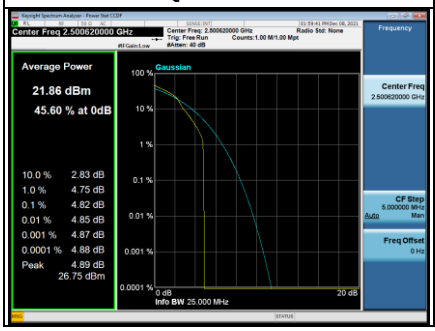

16QAM-21100

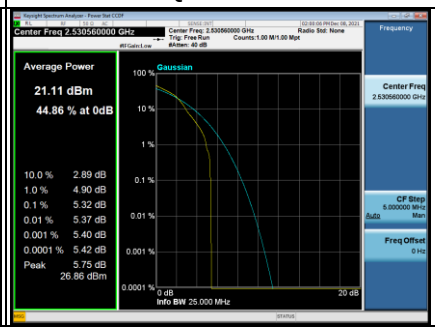

16QAM-21400

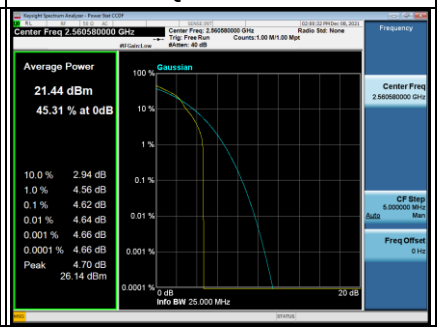

LTE Band 7_15MHz					
Channel	Frequency (MHz)	Peak To Average Ratio (dB)		Max. Limit (dB)	Result
		QPSK	16QAM		
20825	2507.5	4.02	4.81	13	Pass
21100	2535	4.10	5.11	13	Pass
21375	2562.5	3.90	4.57	13	Pass

Spectrum Plot

QPSK-20825

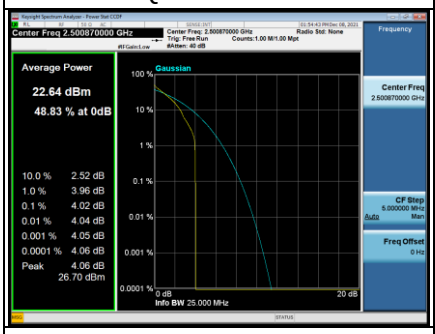

QPSK-21100

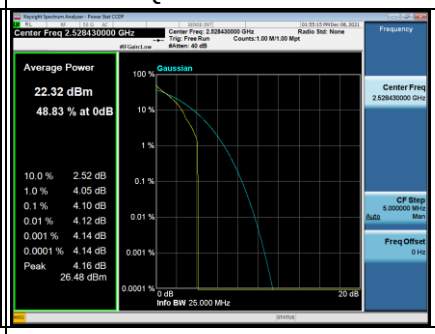

QPSK-21375

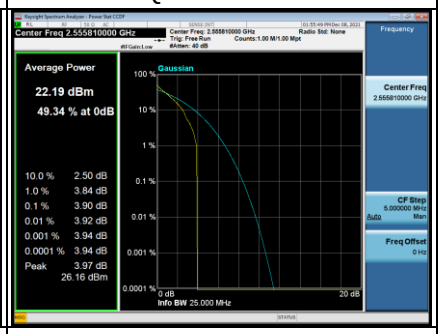

16QAM-20825

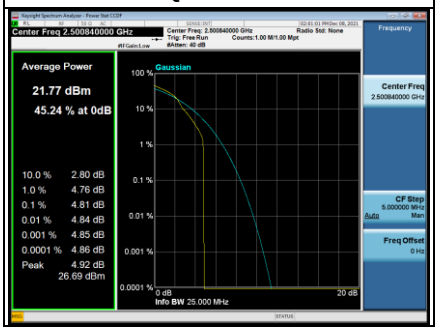

16QAM-21100

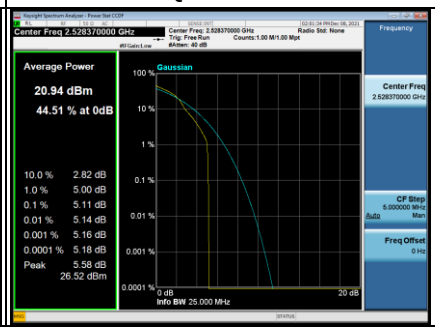

16QAM-21375

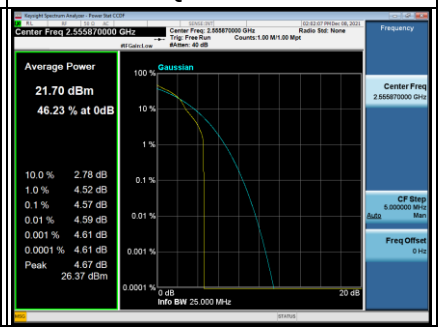

LTE Band 7_20MHz					
Channel	Frequency (MHz)	Peak To Average Ratio (dB)		Max. Limit (dB)	Result
		QPSK	16QAM		
20850	2510	4.18	4.94	13	Pass
21100	2535	4.11	5.19	13	Pass
21350	2560	4.08	5.22	13	Pass

Spectrum Plot

QPSK-20850

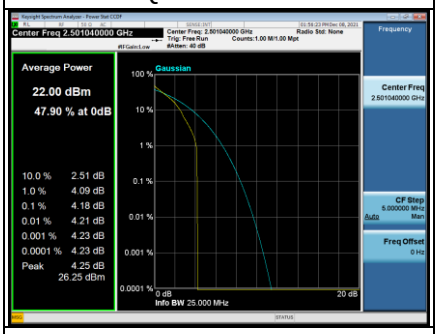

QPSK-21100

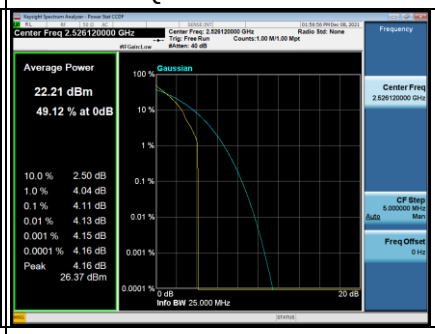

QPSK-21350

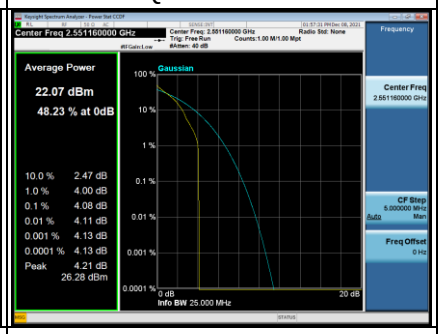

16QAM-20850

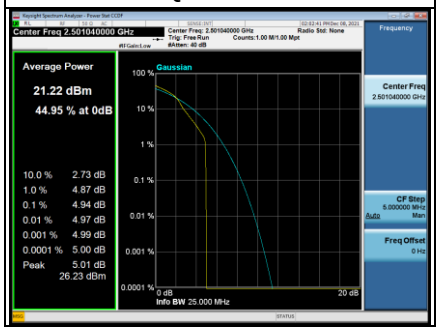

16QAM-21100

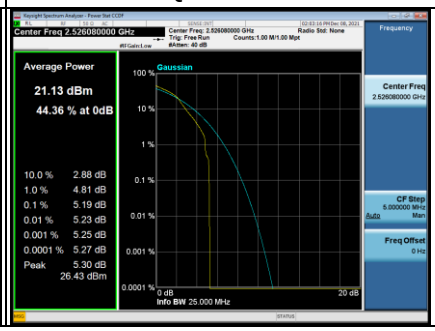

16QAM-21350

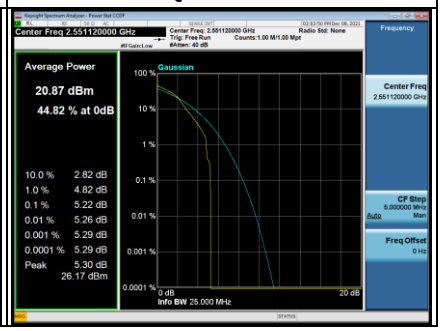

APPENDIX I - FREQUENCY STABILITY

Test Mode	LTE Band 4_20MHz

Frequency error versus temperature and supply voltage			
Temperature (°C)	Frequency (MHz)		worst ppm
	Low channel limit:1710 Reference point -13dBm	High channel limit:1755 Reference point -13dBm	Record only
50	1710.060000	1754.940000	35.0877193
40	1710.060000	1754.940000	35.0877193
30	1710.060000	1754.940000	35.0877193
20	1710.060000	1754.940000	35.0877193
10	1710.060000	1754.940000	35.0877193
0	1710.060000	1754.940000	35.0877193
−10	1710.060000	1754.940000	35.0877193
−20	1710.060000	1754.940000	35.0877193
−30	1710.060000	1754.940000	35.0877193
Minimum voltage	1710.060000	1754.940000	35.0877193
Maximum voltage	1710.060000	1754.940000	35.0877193
Nominal voltage	1710.060000	1754.940000	35.0877193

Note: Nominal voltage= 3.8V, Maximum voltage= 4.3V, Minimum voltage= 3.3V.

Test Mode	LTE Band 7_20MHz

Frequency error versus temperature and supply voltage			
Temperature (°C)	Frequency (MHz)		worst ppm
	Low channel limit:2500 Reference point -10dBm	High channel limit:2570 Reference point -10dBm	Record only
50	2500.090000	2569.920000	36
40	2500.090000	2569.920000	36
30	2500.090000	2569.920000	36
20	2500.090000	2569.920000	36
10	2500.090000	2569.920000	36
0	2500.090000	2569.920000	36
−10	2500.090000	2569.920000	36
−20	2500.090000	2569.920000	36
−30	2500.090000	2569.920000	36
Minimum voltage	2500.090000	2569.920000	36
Maximum voltage	2500.090000	2569.920000	36
Nominal voltage	2500.090000	2569.920000	36

Note: Nominal voltage= 3.8V, Maximum voltage= 4.3V, Minimum voltage= 3.3V

End of Test Report